

# ROLLER Gravity Roller Curve Conveyor

(2 in. Dia. x 12 Ga. Rollers)  
(2-1/2 in. Dia. x 14 Ga. Rollers)



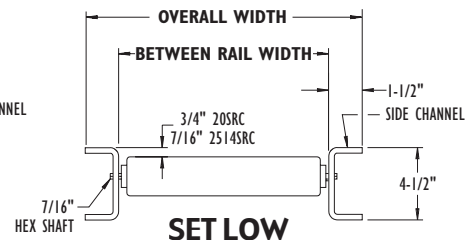
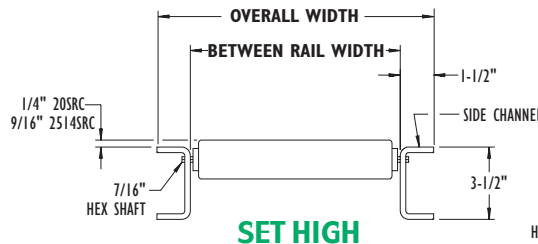
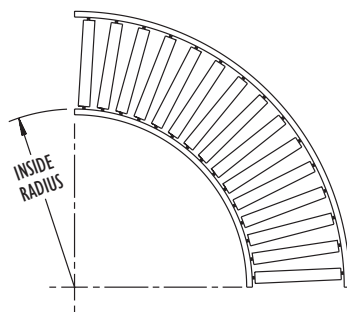
GRAVITY

OAW	BR	Inside Radius	Rollers Per Curve 90°	Model No. 20SRC Unplated	Weight (Lbs) 90°	Model No. 2514SRC 19SRC	Weight (Lbs) 90°
16"	13"	32 1/2"	22	20SRC-13-90S	97	2514SRC-13-90S	107
18"	15"		22	20SRC-15-90S	105	2514SRC-15-90S	112
20"	17"		22	20SRC-17-90S	114	2514SRC-17-90S	121
22"	19"		22	20SRC-19-90S	122	2514SRC-19-90S	129
24"	21"		22	20SRC-21-90S	131	2514SRC-21-90S	139
26"	23"		42	20SRC-23-90D	161	2514SRC-23-90D	174
28"	25"		42	20SRC-25-90D	169	2514SRC-25-90D	182
30"	27"		42	20SRC-27-90D	177	2514SRC-27-90D	180
34"	31"	48"	42	20SRC-31-90D	211	2514SRC-31-90D	224
36"	33"		42	20SRC-33-90D	220	2514SRC-33-90D	233
40"	37"		42	20SRC-37-90D	238	2514SRC-37-90D	251
42"	39"		42	20SRC-39-90D	247	2514SRC-39-90D	260

OAW	BR	Inside Radius	Rollers Per Curve 45°	Model No. 20SRC Unplated	Weight (Lbs) 45°	Model No. 2514SRC Unplated	Weight (Lbs) 45°
16"	13"	32 1/2"	11	20SRC-13-45S	50	2514SRC-13-45S	54
18"	15"		11	20SRC-15-45S	53	2514SRC-15-45S	57
20"	17"		11	20SRC-17-45S	58	2514SRC-17-45S	62
22"	19"		11	20SRC-19-45S	63	2514SRC-19-45S	67
24"	21"		11	20SRC-21-45S	67	2514SRC-21-45S	71
26"	23"		22	20SRC-23-45D	82	2514SRC-23-45D	89
28"	25"		22	20SRC-25-45D	85	2514SRC-25-45D	92
30"	27"		22	20SRC-27-45D	89	2514SRC-27-45D	106
34"	31"	48"	22	20SRC-31-45D	108	2514SRC-31-45D	115
36"	33"		22	20SRC-33-45D	112	2514SRC-33-45D	119
40"	37"		22	20SRC-37-45D	120	2514SRC-37-45D	129
42"	39"		22	20SRC-39-45D	124	2514SRC-39-45D	131

OAW	BR	Inside Radius	Rollers Per Curve 60°	Model No. 20SRC Unplated	Weight (Lbs) 60°	Model No. 2514SRC Unplated	Weight (Lbs) 60°
16"	13"	32 1/2"	14	20SRC-13-60S	73	2514SRC-13-60S	78
18"	15"		14	20SRC-15-60S	79	2514SRC-15-60S	84
20"	17"		14	20SRC-17-60S	86	2514SRC-17-60S	91
22"	19"		14	20SRC-19-60S	92	2514SRC-19-60S	97
24"	21"		14	20SRC-21-60S	98	2514SRC-21-60S	104
26"	23"		32	20SRC-23-60D	121	2514SRC-23-60D	131
28"	25"		32	20SRC-25-60D	127	2514SRC-25-60D	137
30"	27"		32	20SRC-27-60D	135	2514SRC-27-60D	143
34"	31"	48"	32	20SRC-31-60D	159	2514SRC-31-60D	168
36"	33"		32	20SRC-33-60D	165	2514SRC-33-60D	175
40"	37"		32	20SRC-37-60D	179	2514SRC-37-60D	189
42"	39"		32	20SRC-39-60D	186	2514SRC-39-60D	195

OAW	BR	Inside Radius	Rollers Per Curve 30°	Model No. 20SRC Unplated	Weight (Lbs) 30°	Model No. 2514SRC Unplated	Weight (Lbs) 30°
16"	13"	32-1/2"	7	20SRC-13-30S	32	2514SRC-13-30S	35
18"	15"		7	20SRC-15-30S	35	2514SRC-15-30S	37
20"	17"		7	20SRC-17-30S	38	2514SRC-17-30S	40
22"	19"		7	20SRC-19-30S	40	2514SRC-19-30S	43
24"	21"		7	20SRC-21-30S	43	2514SRC-21-30S	46
26"	23"		12	20SRC-23-30D	53	2514SRC-23-30D	57
28"	25"		12	20SRC-25-30D	56	2514SRC-25-30D	60
30"	27"		12	20SRC-27-30D	58	2514SRC-27-30D	59
34"	31"	48"	18	20SRC-31-30D	70	2514SRC-31-30D	74
36"	33"		18	20SRC-33-30D	73	2514SRC-33-30D	77
40"	37"		18	20SRC-37-30D	79	2514SRC-37-30D	83
42"	39"		18	20SRC-39-30D	82	2514SRC-39-30D	86



## Standard Specifications

**WIDTHS**—Between Rail Width 13 in., 15 in., 17 in., 19 in., 21 in., 23 in., 25 in., 27 in., 31 in., 33 in., 37 in., and 39 in.

**FRAME**—3-1/2 in. or 4-1/2 in. deep x 1-1/2 in. flange x 10 ga. powder painted formed steel channel with bolt-in cross members.

**BUTT COUPLINGS**—Bolt-on type for bolting sections together.

**CURVES**—30°, 45°, 60° and 90° with 32-1/2 in. inside radius for widths up to 27 in., 48 in. inside radius for 31 in. to 39 in. between rail widths.

**ROLLERS**—(Straight) “20-SRC” 2 in. dia. x 12 ga. unplated steel tubing, “2514-SRC” 2-1/2 in. dia. x 14 ga. unplated steel tubing. Rolled over ends provide a firm bearing seat and rounded ends. Bearings are labyrinth sealed and grease packed.

**AXLES**—7/16 in. hex shaft, spring loaded.

**CAPACITY**—Same per foot capacity as straight sections. See charts previous page.

