




BLUFF
MANUFACTURING, INC.

Aluminum Dock Boards

Aluminum products are ideal for low to medium volume dock loading applications.



AC-BC

ALUMINUM DOCK BOARD (AC-BC)

- Capacities from 10,000 to 15,000 pounds
- Full-length structural steel bolt-on curbs

Steel curbs are bolted to the aluminum diamond plate for increased strength, and to prevent runoff. Locking legs provide secure positioning. Lip bend is 11°. Standard lip length for conventional trailers is 11", option of 14" for refrigerated applications. Widths from 60" to 72", and lengths from 36" to 96".

Custom sizes are available.



EZ-ROLL
ATTACHMENT

OPTIONS FOR BOLT-ON CURB BOARDS

EZ-ROLL

- One person positioning without the use of a forklift
- Telescoping/out of way while board in use

LIFTING CHAINS

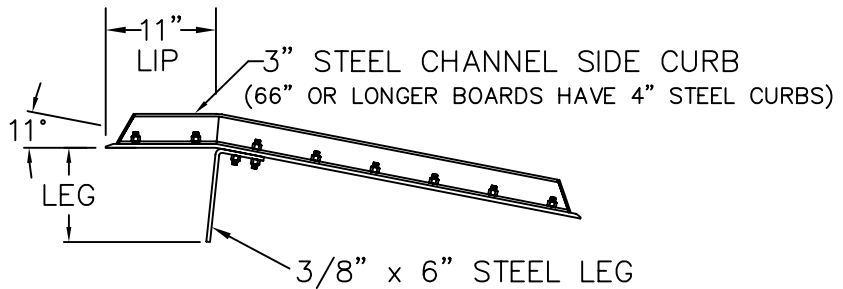
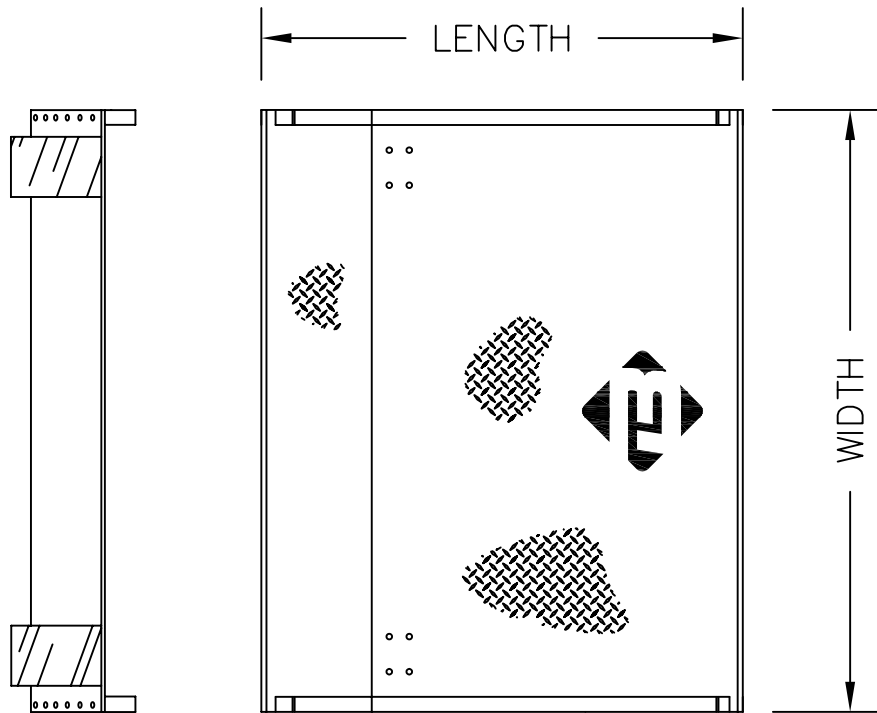
- Positioning of board by forklift

Manufactured and tested in compliance with ANSI Standard MH30.2

SERVICE YOU CAN STAND ON

(800) 433-2212 • www.bluffmanufacturing.com • Fax 817-293-7570
1400 Everman Parkway • Suite 156 • Fort Worth, TX 76140

**ALUMINUM DOCK BOARDS WITH BOLT-ON STEEL CURBS
MODELS AC & BC**



AC6048
LENGTH
WIDTH
MODEL

| BOARD LENGTH | LEG LENGTH |
|--------------|------------|
| 36" | 7" |
| 42" - 48" | 9" |
| 54" - 60" | 11" |
| 66" - 72" | 13" |
| 78" - 96" | 17" |