




## Aluminum Dock Plates

*Aluminum products are ideal for low to medium volume dock loading application.*



### **ALUMINUM DOCK PLATE (A-B)**

- Recommended for nonpowered loading applications
- Available in two capacity ranges
- Low-cost solution to light activity applications
- Bolt-on steel legs for securing position between the dock and the trailer

Lip bend is 11°. Standard lip length for conventional trailers is 11", option of 14" for refrigerated applications. Aluminum dock plates are designed to work well with pallet trucks or other nonpowered loading equipment. Machine beveled deck edges allow for smooth transition. Wide range of sizes available.

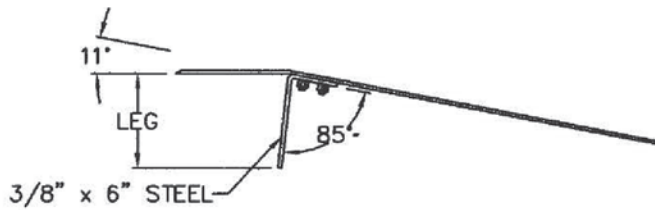
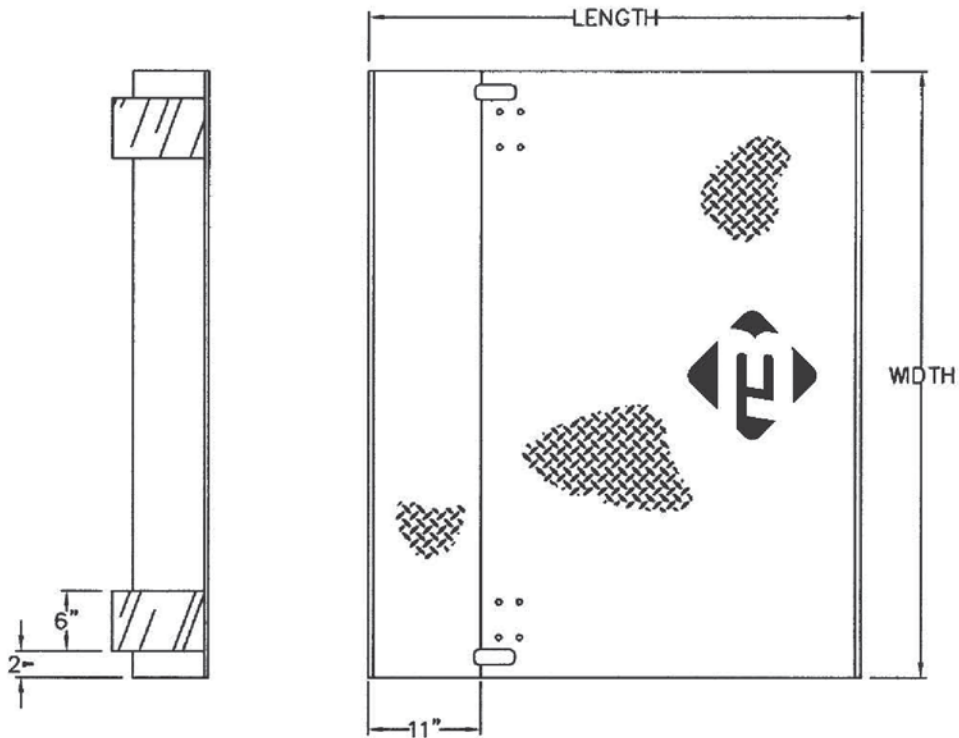
Capacities are size specific. Call Bluff Customer Support or go to [www.bluffmanufacturing.com](http://www.bluffmanufacturing.com).

Manufactured and tested in compliance with ANSI Standard MH30.2

### ***SERVICE YOU CAN STAND ON***

(800) 433-2212 • [www.bluffmanufacturing.com](http://www.bluffmanufacturing.com) • Fax 817-293-7570  
1400 Everman Parkway • Suite 156 • Fort Worth, TX 76140

**ALUMINUM DOCK PLATES  
MODELS A & B**



**A6048**

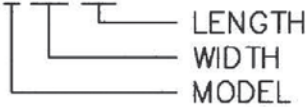


PLATE LENGTH	LEG LENGTH
24"–36"	7"
42"–48"	9"
54"–60"	11"
66"–72"	13"
78"–96"	17"

SIZES UP TO 48" X 36" MAY BE SHIPPED VIA PARCEL SERVICE