




QUICKSHIP



Get The Same Quality BOSTONtec Products – Faster!



- 12 of Our Most Popular Workstations
- 17 Best-Selling Accessories
- Five-Day Shipping Lead Time
- Minimal Tools Required for Assembly
- FOB Our Factory in Midland, Michigan 


Quick Ship Height Adjustable Workstations

Table	Part # and Description	List Price	Wgt. (lbs.)
	PB3072-FA30G-3M3072 Electric Height Adjustable Workstation, 30" D X 72" W, 500 Lb. Capacity, Laminate Work Surface, Leveler Glide Feet	\$2,051.00	332
	PB3672-FA36G-3M3672 Electric Height Adjustable Workstation, 36" D X 72" W, 500 Lb. Capacity, Laminate Work Surface, Leveler Glide Feet	\$2,160.00	365
	PB3060-FA30G-3M3060 Electric Height Adjustable Workstation, 30" D X 60" W, 500 Lb. Capacity, Laminate Work Surface, Leveler Glide Feet	\$2,023.00	304
	PB3072-FD30G-3M3072 Electric Height Adjustable Workstation, 30" D X 72" W, 500 Lb. Capacity, Laminate Work Surface, 5" Casters-2 Swivel and 2 Locking	\$2,263.00	332
	PB3672-FD36G-3M3672 Electric Height Adjustable Workstation, 36" D X 72" W, 500 Lb. Capacity, Laminate Work Surface, 5" Casters-2 Swivel and 2 Locking	\$2,395.00	359
	PB3060-FD30G-3M3060 Electric Height Adjustable Workstation, 30" D X 60" W, 500 Lb. Capacity, Laminate Work Surface, 5" Casters-2 Swivel and 2 Locking	\$2,235.00	315
	PBH3060-FA30I-3M3060 Heavy Duty Electric Height Adjustable Workstation, 30" D X 60" W, 1,200 Lb. Capacity, Laminate Work Surface, Leveler Glide Feet	\$2,492.00	315
	PBH3072-FA30I-3M3072 Heavy Duty Electric Height Adjustable Workstation, 30" D X 72" W, 1,200 Lb. Capacity, Laminate Work Surface, Leveler Glide Feet	\$2,520.00	335
	PBH3060-FD30I-3M3060 Heavy Duty Electric Height Adjustable Workstation, 30" D X 60" W, 1,200 Lb. Capacity, Laminate Work Surface, 5" Casters-2 Swivel and 2 Locking	\$2,720.00	315
	PBH3072-FD30I-3M3072 Heavy Duty Electric Height Adjustable Workstation, 30" D X 72" W, 1,200 Lb. Capacity, Laminate Work Surface, 5" Casters-2 Swivel and 2 Locking	\$2,748.00	335

All Workstations ship LTL.
 All standard BOSTONtec terms and conditions apply.
 Prices are subject to change without notice.

Quick Ship Height Adjustable Workstations

Table	Part # and Description	List Price	Wgt. (lbs.)
	AF3060-FD30A-3M3060 Manual Height Adjustable Workstation, 30" D X 60" W, 500 Lb. Capacity, Laminate Work Surface, 5" Casters-2 Swivel and 2 Locking	\$951.00	278
	AF3060-FA30A-3M3060 Manual Height Adjustable Workstation, 30" D X 60" W, 500 Lb. Capacity, Laminate Work Surface, Leveler Glide Feet	\$739.00	278



Model PBH3072-FA30I-3M3072
*Shown with Optional Accessories



Model AF3060-FA30A-3M3060
*Shown with Optional Accessories



Model PB3072-FA30G-3M3072
*Shown with Optional Accessories

Ergonomic Accessories

Item	Part # and Description	List Price	Wgt. (lbs.)
	DBUP53 Double Bay Uprights, 53", Slotted, With Hardware	\$242.00	25
	CSS1560 Corrugate Storage Shelf, 15" D X 60" W	\$258.00	24
	CSSDIV-4 Corrugate Storage Shelf Divider (Set of Four)	\$60.00	3
	DIV1215-4 Slide on Small Shelf Divider for SH1230 and SH1530 (Set of Four)	\$88.00	3
	SH1230 Steel Shelf, 12" D X 30" W, With 2 Brackets	\$49.00	9
	SH1530 Steel Shelf, 15" D X 30" W, With 2 Brackets	\$58.00	10
	BR0429 Bin Rail, 4" H X 30" W	\$26.00	5
	BS2428 Workstation Back Screen Tackable	\$140.00	5
	BS2428W Workstation Back Screen White Board	\$174.00	5
	SHR830 Spool Holder Rod and Brackets	\$54.00	3
	DRW06 Drawer, Stacking, 6" D X 18" L X 12" W	\$140.00	19
	DRW36 Drawer, Three Stacked, 6" D X 18" L X 12" W	\$366.00	38
	FPDA Flat Panel Display Arm	\$195.00	7
	PFSMA Pneumatic Adjustable Flat Screen Monitor Arm	\$231.00	7
	CPU02 CPU Holder, Black Finish	\$115.00	13
	PBHM08 8 Outlet Power Bar Horizontal Mount 115vac	\$208.00	5
	LTE4802_60 GP Light, 2 Bulb, 7x48, Elect. Ballast, 60" tool track	\$290.00	35