



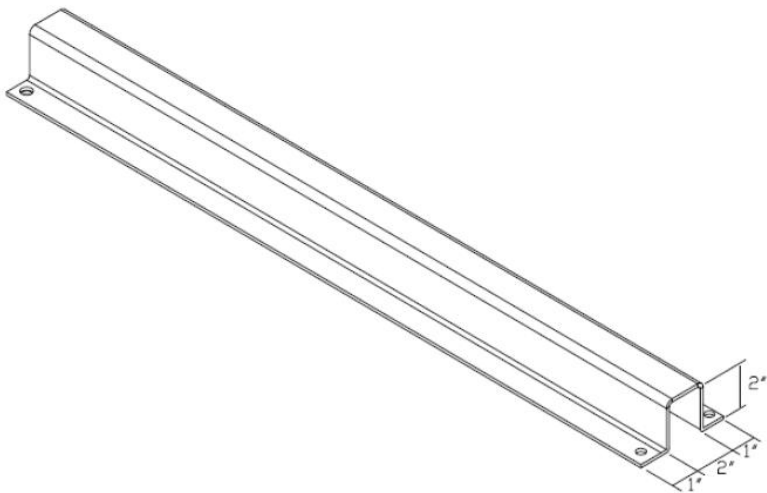
## Flow-Rail / drive-in retrofit

**Top ties in drive-in rack can be removed.**



Option # 1: Replace drive-in rails with short beams.



Option # 2: Keep drive-in rails and fix 12ga support channels.



Option # 3: Keep drive-in rails and fix beams with welded plates on both ends.





**Floor-level tracks:**

Option # 1: short beams hooked onto base of upright posts.






Option # 2: 1.5" x 1.5" x 46" tube with welded plates for 3 anchors + plastic end-cap.



Cisco-Eagle, Inc.  
888-877-3861  
[www.cisco-eagle.com](http://www.cisco-eagle.com)



Flow-Rail on top, drive-in below



Drive-in rack converted to double bay