

# NEVER PAINT AGAIN!

## “SHIELD IT®” WITH THE ORIGINAL BUMPER POST SLEEVE



CLEAN IT UP!



PERMANENT INSTALLATION-  
REDUCES THEFT!



POLYETHYLENE  
THERMOPLASTIC



AVAILABLE WITH  
REFLECTIVE TAPE



OSHA YELLOW/HIGHLY  
VISIBLE



CUT TO CUSTOM  
HEIGHTS



CHEMICAL/WATER  
RESISTANT



1/4" THICKNESS - WON'T  
CRACK



CUSTOM LOGOS/COLORS



TEXTURED SLEEVE



VARIETY OF SIZES 3"-10"



UV & ANTI-STATIC ADDITIVES



NEW  
NEW DECORATIVE  
BOLLARD



NEW  
AVAILABLE WITH  
INSERT TO FIT 6",  
8", 10" PIPES



IDEAL SHIELD®  
SIGN BASE



GUARDRAIL AND HANDRAIL SYSTEMS  
ALSO AVAILABLE



## NEVER PAINT AGAIN! "SHIELD IT"™ with the IDEAL SLEEVE and Steel Post System

Protect personnel and machinery with the Ideal Shield® Bumper Post Sleeve and Steel Post System. The system consists of an outer shell constructed of Low Density Polyethylene Thermoplastic and a steel inner sleeve - this puts an end to rusting, chipping, pitting, discoloration, scraping, sanding, priming and painting.

The Ideal Shield® Bumper Post Sleeve has a dome top design preferred by many plant engineers. The Low Density Polyethylene Thermoplastic (LDPE) molded sleeves slide over existing guard post.

The LDPE mold mixture contains ultraviolet and anti-static additives to help prevent fading and make clean up easier. The finished LDPE Bumper Post Sleeves are chemical resistant, durable and withstand temperature extremes.

The wall thickness of the finished sleeve is approximately .25 inches. The sleeve heights range from six inches to eighty-four inches. Sleeves are available to cover existing post inside diameters of 3, 3 1/2, 4, 5, 6, 7, 8 and 10 inches. Custom sizes are available upon request. Cut to Custom Heights. Permanent Installation.

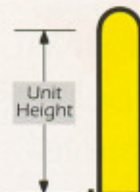
OSHA yellow and red are standard colors; custom colors are available. Safety warnings and symbols, as well as company logos, can be molded into the sleeves.

### BUMPER POST SLEEVES

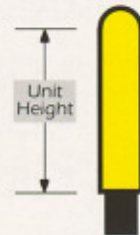
Pipe Size, Inches	Product Number	Height, Inches
3"	BPD-YL-3-60-S	60"
3 1/2"	BPD-YL-3.5-72-S	72"
4"	BPD-YL-4-36-S	36"
4"	BPD-YL-4-52-S	52"
4"	BPD-YL-4-60-S	60"
5"	BPD-YL-5-52-S	52"
5"	BPD-YL-5-72-S	75"
6"	BPD-YL-6-52-S	52"
6"	BPD-YL-6-52-Textured	52"
6"	BPD-YL-6-60-S	60"
6"	BPD-YL-6-65-S	65"
6"	BPD-YL-6-84-S	84"
7"	BPD-YL-7-52-S	56"
8"	BPD-YL-8-52-Textured	52"
8"	BPD-YL-8-60-S	60"
8"	BPD-YL-8-69-S	69"
10"	BPD-YL-10-69-S	69"



**BUMPER POST SLEEVE ONLY**



**BOLT-IN APPLICATION**



**CORE-IN APPLICATION**

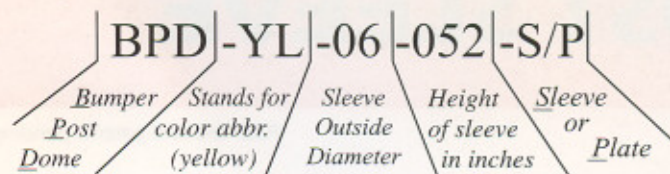
### BUMPER POST - STANDARD (4" Schedule 40)

Product Number	Height, Inches
BPD-YL-4-52-P	52"
BPD-YL-4-48-P	48"
BPD-YL-4-42-P	42"
BPD-YL-4-36-P	36"
BPD-YL-4-27-P	27"

### BUMPER POST - HEAVY (6" Schedule 40)

Product Number	Height, Inches
BPD-YL-6-52-P	52"
BPD-YL-6-48-P	48"
BPD-YL-6-42-P	42"
BPD-YL-6-36-P	36"
BPD-YL-6-27-P	27"

\* Example: BPD-YL-06-052-S stands for:



### Economy Sleeve:

Available in 4" x 52" and 6" x 52" sizes  
1/8" Wall Thickness

## We Can Beat Your Best Deal! Send Us a Written Quote!

### How to figure which sleeve size to order:

1. Measure the circumference (distance around the post) you wish to cover.
2. Take that dimension and divide by pi (3.14) to receive the pipe size.

**Example:** circumference is 21.5"  
divide by 3.14                      21.5 ÷ 3.14 = 6.8471  
pipe size is 6 7/8"

3. The bumper post sleeve you would need to order is a 6".

### BUMPER POST SLEEVES

#### MATERIALS:

Dome Top - Low Density Polyethylene with Ultraviolet and Anti-Static Additives  
.250 Nominal Wall Thickness

#### STOCK UNIT SIZES TO SHIELD PIPE DIAMETERS:

3", 3 1/2", 4", 5", 6", 7", 8", and 10"

#### OTHER OPTIONS:

Custom Logos, Heights and Colors Available

### BUMPER POSTS - STANDARD

#### MATERIALS:

Pipe Post - 4" Schedule 40  
Dome Top - Low Density Polyethylene with Ultraviolet and Anti-Static Additives  
.250 Nominal Wall Thickness

Base Plate - 1/2" x 8" x 8" with

(4) 13/16" Anchor Bolt Holes

Anchors Not Included

#### STOCK UNIT SIZES TO SHIELD PIPE DIAMETERS:

Heights - 27", 36", 42", 48" and 52"

#### OTHER OPTIONS:

Custom Heights and Colors Available

### BUMPER POSTS - HEAVY

#### MATERIALS:

Pipe Post - 6" Schedule 40

Dome Top - Low Density Polyethylene with Ultraviolet and Anti-Static Additives  
.250 Nominal Wall Thickness

Base Plate - 5/8" x 10" x 10" with

(4) 15/16" Anchor Bolt Holes

Anchors Not Included

#### STOCK UNIT SIZES TO SHIELD PIPE DIAMETERS:

Heights - 27", 36", 42", 48" and 52"

#### OTHER OPTIONS:

Custom Heights and Colors Available

