


# Rolastair™ Standard

## Standard Features:

- 1" dia. steel tube construction
- Ruggedly braced and reinforced
- Standard 12" deep top platform
- Solid mig welded construction
- BIG non-skid, non-marking shoes
- Safety green enamel finish
- 42" tall guardrails on 6-step and larger
- Meets CAL/OSHA requirements
- Meets Federal OSHA/ANSI requirements
- 350 lb. Capacity


## Optional Features:

- Guard chain with snap for entry-exit on any side of platform
- Fold down shelves
- Narrow aisle models
- Custom handrail arrangement or height
- Extra deep platform in multiples of 12"




### Traction Tread (standard)

Designed and manufactured by Ladder Industries to provide the optimum in safety, strength and appearance. Provides greater nonslip protection than diamond plate.



### Diamond Plate (optional)

Provides anti-slip protection through use of raised diamond shaped ribs on a fully closed step surface.



### Safety Grating (optional)

Provides maximum non-skid protection in wet and/or dry conditions.

26H7-TT  
Standard  
Rolastair



26H4-24TT  
Deep Top  
Rolastair




MOBILE LADDER STANDS



### Ladder Industries





# Rolastair™ Standard

Select the best unit for your application based on the required platform height. Custom Sizes are Available.

DESCRIPTION	STEPS	MODEL	PLATFORM HEIGHT	TOP WIDTH	OVERALL HEIGHT	BASE DIMENSIONS	WEIGHT
 <p>No Handrails</p> <p>Attractive and very handy in the office, library vault, stockroom, machine shop, etc.</p> <p>All models equipped with four each 2" dia. Spring loaded casters and four large, non-skid rubber shoes to grip the floor when in use.</p>	1	20-1 26-1	12" 12"	20" 26"	12" 12"	20"W x 16"D 26"W x 16"D	15 lbs. 20 lbs.
	2	20-2 26-2	19" 19"	20" 26"	19" 19"	21"W x 21"D 27"W x 21"D	22 lbs. 28 lbs.
	3	20-3 26-3	28-1/2" 28-1/2"	20" 26"	28-1/2" 28-1/2"	22"W x 29"D 28"W x 29"D	31 lbs. 35 lbs.

DESCRIPTION	STEPS	MODEL	PLATFORM HEIGHT	TOP WIDTH	OVERALL HEIGHT	BASE DIMENSIONS	WEIGHT
 <p>2 step has 22" tall handrails 3-5 step has 32" tall handrails</p> <p>All models equipped with four each 2" dia. Spring loaded casters and four large, non-skid rubber shoes to grip the floor when in use.</p> 	2	20H2 26H2	19" 19"	20" 26"	41" 41"	21"W x 21"D 27"W x 21"D	32 lbs. 36 lbs.
	3	20H3 26H3	28-1/2" 28-1/2"	20" 26"	60-1/2" 60-1/2"	22"W x 29"D 28"W x 29"D	42 lbs. 46 lbs.
	4	20H4 26H4	38" 38"	20" 26"	70" 70"	24"W x 35"D 30"W x 35"D	50 lbs. 56 lbs.
	5	20H5 26H5	47-1/2" 47-1/2"	20" 26"	79-1/2" 79-1/2"	25-1/2"W x 41-1/2"D 31-1/2"W x 41-1/2"D	50 lbs. 56 lbs.

DESCRIPTION	STEPS	MODEL	PLATFORM HEIGHT	TOP WIDTH	OVERALL HEIGHT	BASE DIMENSIONS	WEIGHT
 <p>42" tall guardrail around platform</p> <p>StepJack foot controlled floor lock assembly assures dependable "stop and go" safety on all ladders in this group. All StepJack mechanisms are equipped with two 3.5" swivel casters and two fixed casters.</p> <p>6 through 10-step models have two 3.5" rigid casters under the platform end.</p> <p>11 through 15-step models are equipped with 5" rigid casters.</p> <p>13 step units and larger are provided with a folded base for ease and economy in shipping.</p> 	6	20H6 26H6	57" 57"	20" 26"	99" 99"	27"W x 48-1/2"D 33"W x 48-1/2"D	81 lbs. 90 lbs.
	7	20H7 26H7	66-1/2" 66-1/2"	20" 26"	108-1/2" 108-1/2"	28-1/2"W x 55-1/2"D 35"W x 55-1/2"D	85 lbs. 106 lbs.
	8	26H8	76"	26"	118"	36"W x 62"D	116 lbs.
	9	26H9	85-1/2"	26"	127-1/2"	36"W x 69"D	126 lbs.
	10	26H10	95"	26"	137"	36"W x 76"D	135 lbs.
	11	26H11	104-1/2"	26"	146-1/2"	39"W x 82-1/2"D	146 lbs.
	12	26H12	114"	26"	156"	42"W x 89"D	158 lbs.
	13	26H13	123-1/2"	26"	165-1/2"	45"W x 96"D	190 lbs.
	14	26H14	133"	26"	175"	48"W x 103"D	232 lbs.
	15	26H15	142-1/2"	26"	184-1/2"	52"W x 110"D	243 lbs.

MOBILE LADDER STANDS