

# *Lista Technical Electronic Workbenches*



*Western Carolina University's Engineering Department has equipped a number of its student labs with Lista technical workbenches and overhead cabinets. The use of 24" instrument risers allows plenty of space for computer CPUs and monitors, as well as test equipment, on the worksurface.*

## ***Listra Technical Electronic Workbenches***

---

Technical Electronic Workbench Features 20

Technical Electronic Workbench Examples 22

Technical Electronic Workbench Easy-Order Combinations 24



# Lista Technical Electronic Workbench Features

Featuring a sleek, aesthetically pleasing design, the real beauty of Lista's technical workbenches is their ability to perfectly suit the widest variety of applications.

Our modular approach is the key to our technical benches' versatility, with flexible standard components and accessory options both above and below the worksurface.

**Feature: Wide choice of above-worksurface accessories**

Create task-specific configurations.

**Benefit: Greater productivity and efficiency**

**Feature: Built-in electrical power supply**

Multiple outlets conveniently located on instrument riser.

**Benefit: Easy access to electricity**

**Feature: Variety of worksurfaces, including ESD**

Durable worksurfaces come in a variety of sizes.

**Benefit: Surface always appropriate to application; ESD worksurface protects static sensitive components**



**Feature: Removable lock core**

Locks can be replaced in the field.

**Benefit: Greater security, easy replacement**

**Feature: Ergonomic handles**

When drawers are closed, handles are flush with housing so nothing protrudes.

Drawer handles are located at top of drawer.

**Benefit: Improves safety, appearance and ergonomics**

**Feature: ESD accessories**

Static dissipative paint and conductive plastic boxes protect sensitive drawer contents.

**Benefit: Safe storage and use of electronic items**

**Feature: Customizable drawer compartments**

A wide variety of drawer accessories for maximum partitioning flexibility.

**Benefit: Better organization, faster retrieval**

**Feature: Choice of pedestal sizes and styles**

Wide variety of workbench support options.

**Benefit: Customized to your needs**

**Feature: Removable leg panel**

Allows for two-tone colors, hides stringer and bottom shelf hardware, provides access to route your electric or data cables.

**Benefit: Enhanced aesthetics, easy maintenance**

**Feature: Easy-access leveling adjustments**

Removable end caps provide clean look and quick access to leveling adjustments.

**Benefit: Worksurface is always level**



**Feature: Mobility**

Cabinets and legs are available with casters.

**Benefit: Work areas can easily be reconfigured, components can be moved to and from the work site**





# Lista Technical Electronic Workbenches Make Any Workspace Work

*No matter what you're working on, Lista's technical electronic workbench systems have the variety, durability and flexibility to meet your needs.*



*Cummins Engine purchased 200 Lista workbenches featuring the Nexus™ System, largely because they could customize them to suit the needs of each individual technician. The Lista system also provides Cummins with a variety of storage solutions below the worksurface.*

*The Lista workstations that Johnson Controls installed in their Systems Products Hard Lab combine modular cabinets with ESD laminate work-surfaces. Technicians have access to below-worksurface storage and – thanks to the Nexus System – plenty of above-worksurface accessories.*



*Technicians in New York Hospital's Central Surgical Supply and Sterile Services department assemble surgical kits on Lista workbenches with stainless steel worksurfaces. The benches can each be set up with specific supplies and instruments geared toward different tasks, enabling the facility to greatly improve efficiency and productivity.*



*Technicians in Texas Children's Hospital's Bio-Med Engineering Dept. use technical electronic workbenches to repair critical medical equipment. The benches' power integration and the Nexus™ System make this the perfect solution for the department's needs. The addition of Lista mobile cabinets makes the solution even more flexible.*

*Custom-designed workbenches perfectly fit the needs of NASA's Johnson Space Center. The benches provide an organized area for light technical work, paperwork and computer use, allowing complete organization and efficiency. Electrical power and additional storage are available on the double-tiered riser shelves.*



*This research lab opted for mobile workbenches for ease of cleaning and rearrangement. The Nexus System makes each workstation highly functional. The lab specified a roll-out tray at the top of each cabinet pedestal's housing to give technicians an additional adjacent worksurface on which to store instruments.*



Easy-Order workbenches include Narrow Width (16 7/8" wide) cabinet pedestals (see page 39 for descriptions). Customer-specified cabinet pedestals (shown in gray) must be ordered separately – for Easy-Order cabinet pedestals, see pages 40-41 for Narrow Width cabinets and pages 46-47 for MP Width cabinets. For more information on overhead cabinets, see pages 100-103 of Lista's General Storage Catalog.

## How to order an Easy-Order Technical Electronic Workbench

1. **Select Easy-Order workbench configuration.**
2. **Select worksurface style.** See page 31 for descriptions.
  - PLB = Plastic laminate
  - BTB = Butcher block
  - SDB = Static dissipative (includes ground cord and hardware)

All worksurfaces have a bullnose front edge and are 30" deep.
3. **Select worksurface size.**
  - 4830 = 48" long x 30" deep
  - 6030 = 60" long x 30" deep
  - 7230 = 72" long x 30" deep
  - 9630 = 96" long x 30" deep
4. **Select paint color.** For color chart, see back cover or below.

**EXAMPLE:** to order a TB3201 workbench with a 72" long plastic laminate worksurface and Bright Blue paint, the part number would be TB3201-**PLB7230BB**.

5. **Select cabinet pedestals** (for TB03xx and TB06xx configurations). For Easy-Order cabinet pedestals, see pages 40-41 for Narrow Width cabinets and pages 46-47 for MP Width cabinets.

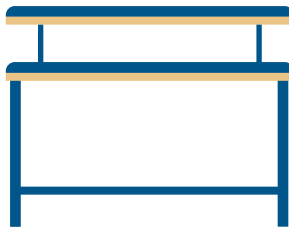
**EXAMPLE (CUSTOMER-SPECIFIED CABINETS):** to order a TB0300 workbench with a 72" long plastic laminate worksurface, and an NWO750-0601NA cabinet pedestal with Bright Blue paint, the workbench part number would be TB0300-**PLB7230BB**, and the cabinet part number would be NWO750-0601NA-NBRG**BB**.

### Workbenches with 2 Technical Legs


- Includes**
- 2 technical legs (legs are 33 1/2" high)
  - 1 stringer
- 9630 size worksurface available only in butcher block for these Easy-Order benches




**PART NO.**  
TB3000-



**PART NO.**      **INCLUDES**  
TB3001-    12" adjustable riser shelf w/backstop workbench backstop



**PART NO.**      **INCLUDES**  
TB3002-    (2) 16" instrument riser supports (1 with power)  
12" deep instrument riser shelf workbench and shelf backstops



**PART NO.**      **INCLUDES**  
TB3003-    15" deep stationary riser shelf with louvered back panel  
(2) 16" high overhead cabinets with retractable doors\*  
\*48" long benches come with (1) overhead cabinet

### Workbenches with 2 Legs and 1 Drawer


- Includes**
- 2 technical legs (legs are 33 1/2" high)
  - 1 stringer
  - 1 HC/NW150-WBRG hanging drawer
- 9630 size worksurface available only in butcher block for these Easy-Order benches




**PART NO.**  
TB3100-



**PART NO.**      **INCLUDES**  
TB3101-    12" adjustable riser shelf w/backstop workbench backstop



**PART NO.**      **INCLUDES**  
TB3102-    (2) 16" instrument riser supports (1 with power)  
12" deep instrument riser shelf workbench and shelf backstops



**PART NO.**      **INCLUDES**  
TB3103-    15" deep stationary riser shelf with louvered back panel  
(2) 16" high overhead cabinets with retractable doors\*  
\*48" long benches come with (1) overhead cabinet

### Workbenches with 1 Leg and 1 Cabinet

- Includes**
- 1 technical leg (leg is 33 1/2" high)
  - 1 stringer
  - 1 NWO600-0402NA-F6RG cabinet
- 9630 size worksurface available only in butcher block for these Easy-Order benches




**PART NO.**  
TB3200-



**PART NO.**      **INCLUDES**  
TB3201-    12" adjustable riser shelf w/backstop workbench backstop



**PART NO.**      **INCLUDES**  
TB3202-    (2) 16" instrument riser supports (1 with power)  
12" deep instrument riser shelf workbench and shelf backstops



**PART NO.**      **INCLUDES**  
TB3203-    15" deep stationary riser shelf with louvered back panel  
(2) 16" high overhead cabinets with retractable doors\*  
\*48" long benches come with (1) overhead cabinet

## Workbenches with 1 Leg, 1 Customer-Specified Cabinet

### Includes

- 1 technical leg (leg is 33 1/2" high)
  - 1 stringer
  - cabinet pedestal specified by customer
- 9630 size worksurface available only in butcher block for these Easy-Order benches



### PART NO.

TB0300- ■ ■ □

## Workbenches with 2 Cabinets

### Includes

- 1 NWO600-0402NA-F6KA cabinet\*
  - 1 NWO600-0202NA-F6KA cabinet\*
- \*includes keyed-alike locks



### PART NO.

TB3400- ■ ■ □

### Includes

- 1 NWO600-0501NA-F6KA cabinet\*
  - 1 NWO600-0201N-F6KA cabinet\*
- \*includes keyed-alike locks



### PART NO.

TB3500- ■ ■ □

## Workbenches with 2 Customer-Specified Cabinets

### Includes

- 2 cabinet pedestals specified by customer



### PART NO.

TB0600- ■ ■ □



### PART NO.

TB0301- ■ ■ □

### INCLUDES

12" adjustable riser shelf w/backstop  
workbench backstop



### PART NO.

TB3401- ■ ■ □

### INCLUDES

12" adjustable riser shelf w/backstop  
workbench backstop




### PART NO.

TB3501- ■ ■ □

### INCLUDES

12" adjustable riser shelf w/backstop  
workbench backstop



### PART NO.

TB0601- ■ ■ □

### INCLUDES

12" adjustable riser shelf w/backstop  
workbench backstop



### PART NO.

TB0302- ■ ■ □

### INCLUDES

(2) 16" instrument riser supports  
(1 with power)  
12" deep instrument riser shelf  
workbench and shelf backstops



### PART NO.

TB3402- ■ ■ □

### INCLUDES

(2) 16" instrument riser supports  
(1 with power)  
12" deep instrument riser shelf  
workbench and shelf backstops



### PART NO.

TB3502- ■ ■ □

### INCLUDES

(2) 16" instrument riser supports  
(1 with power)  
12" deep instrument riser shelf  
workbench and shelf backstops




### PART NO.

TB0602- ■ ■ □

### INCLUDES

(2) 16" instrument riser supports  
(1 with power)  
12" deep instrument riser shelf  
workbench and shelf backstops



### PART NO.

TB0303- ■ ■ □

### INCLUDES

15" deep stationary riser shelf  
with louvered back panel  
(2) 16" high overhead cabinets  
with retractable doors\*

\*48" long benches come with (1) overhead cabinet




### PART NO.

TB3403- ■ ■ □

### INCLUDES

15" deep stationary riser shelf  
with louvered back panel  
(2) 16" high overhead cabinets  
with retractable doors\*

\*48" long benches come with (1) overhead cabinet




### PART NO.

TB3503- ■ ■ □

### INCLUDES

15" deep stationary riser shelf  
with louvered back panel  
(2) 16" high overhead cabinets  
with retractable doors\*

\*48" long benches come with (1) overhead cabinet



### PART NO.

TB0603- ■ ■ □

### INCLUDES

15" deep stationary riser shelf  
with louvered back panel  
(2) 16" high overhead cabinets  
with retractable doors\*

\*48" long benches come with (1) overhead cabinet

■ GG (Green paint) ■ GR (Dark Gray paint) ■ LG (Light Gray paint) ■ NR (Red paint) ■ SN (Sand paint)