

**Exterior productivity door
with fast vertical fold-up.
Multifold steel structure
Motor unit on the side**

STAR² *Trekking[®]*



The **Star 2 Trekking** is designed for exterior openings and intensive use in standard logistics.

It is available in single layer up to 20 x 20 ft, or with double layer for increased insulation, in which case the vertical guides are deeper.

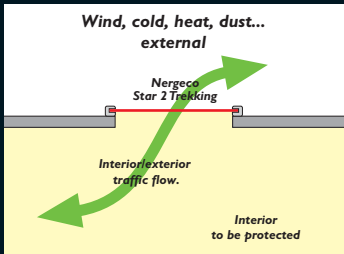
Also available in the same product line : for interior use, **Star 2 Forum** with motor unit on the side or on the front, with pedestrian access in option, and **Star 2 Forum** in its emergency exit version for access to emergency aisles.

NERGECO

Over 25 years' experience in productivity doors for your industry, your process, your site

Installation

The independent structure is fitted in the opening, inside or outside of the area to be insulated.


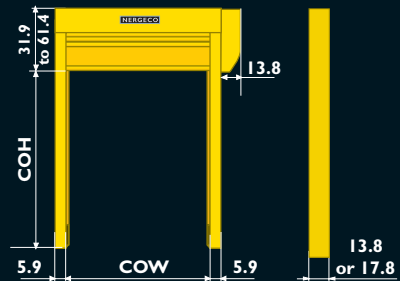


Operation

- **Opening:** "just in time", manual or automatic with all kinds of activator, at a speed up to 50 in/s based on curtain dimension.
- **Closing:** "fast", manual or automatic with an adjustable timer, at a speed up to 50 in/s based on dimensions.
- **Optional power-free opening:** ratchet handle, crank handle or counterbalance weight.
- **Motor unit:** fitted on the left or right side - Power from 1.5 to 2.5 hp based on selected options.
- **Power supply:** 208/230/460/575 V 3 phase plus ground, 60 Hz, upstream circuit breaker protection.

Insulation

- **Closed door:** the horizontal reinforcements keep the edges of the curtain in contact with the structure, offering uniform wind resistance (2).
- **At each cycle:** the free®, multiflexible® and reactive® soft bottom edge limits the volume of air entering through the opening with "just in time®" opening and closes twice faster than a classic curtain (3 and 4).



Savings

- With no folding bars in the vertical guides and no rigid bottom bar (1), the soft bottom edge is flexible with over 15 inches in height and over the complete width of the opening, therefore decreasing incidents risks and maintenance costs.
- The opening time is cut by half, and so is the cost of the energy consumed for the heating or air conditioning.
- Durability and reliability guaranteed with direct drive.