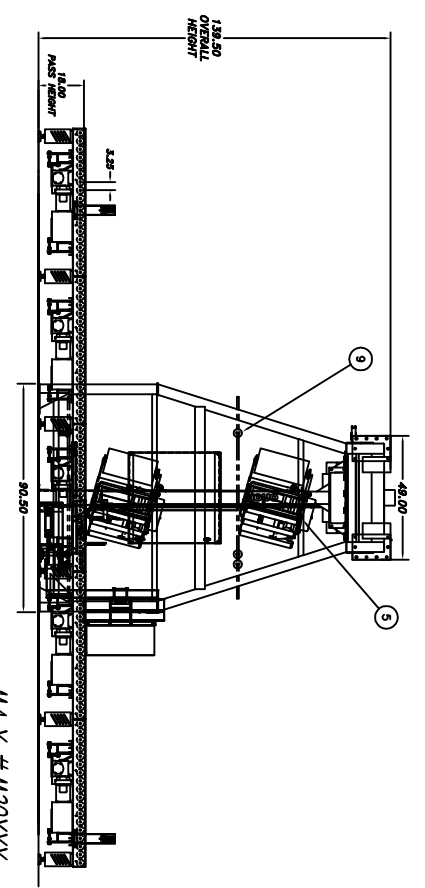
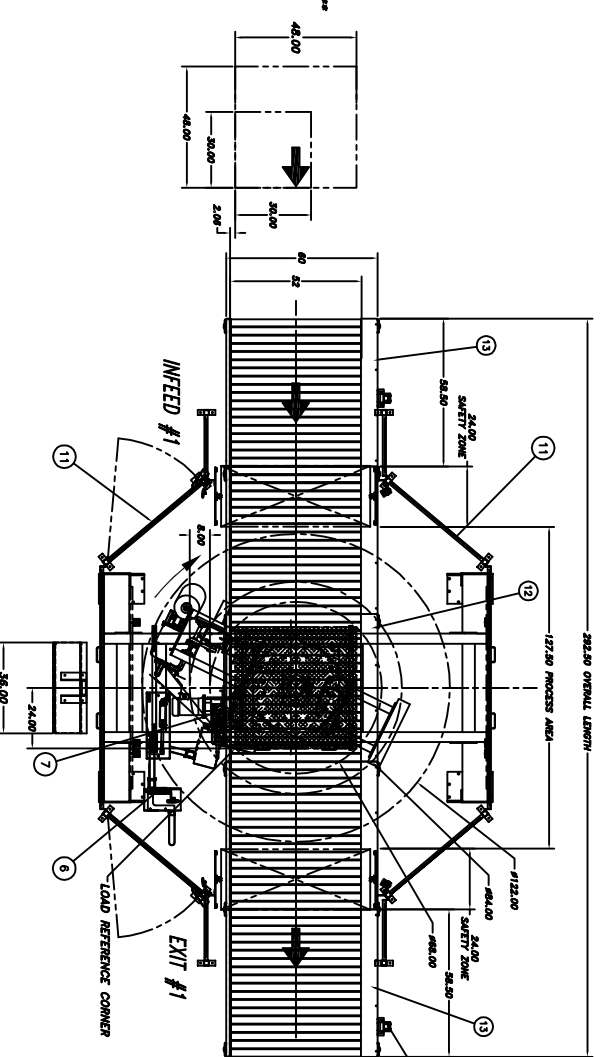
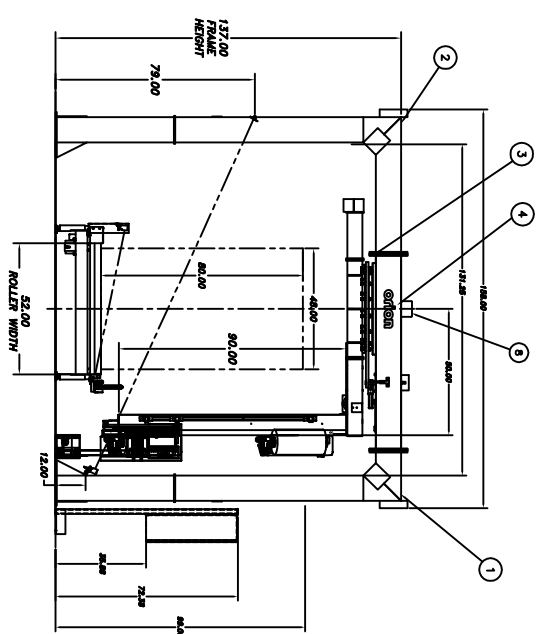


- NOTES:**
1. CONVEYORS: 2.50" DIA x 3.25" CENTERS, 52" EFFECTIVE WIDTH
  2. CONVEYOR PASS HEIGHT: 18"
  3. CONVEYOR SPEED: 50 FPM
  4. ROTARY ARM SPEED: 30 RPM WITH REGENERATIVE BRAKING
  5. LOAD SIZE - MIN: 45" L x 45" W x 26" H  
MAX: 50" L x 50" W x 28" H
  6. LOAD WEIGHT: MIN: 200 lbs., MAX: 4500 lbs. (4")  
(IF PALLET BOTTOM BOARDS ARE PARALLEL TO CONVEYOR ROLLERS, THE NUMBER OF BOTTOM BOARDS IS 4, AND THE NUMBER OF PALLET BOTTOM BOARDS IS 3)
  7. Pallet Power Requirement: 480, 570, 800 50 AMP
  8. AIR SUPPLY: 6 CFM AT 80 PSI
  9. MACHINE COLOR: STANDARD ORION GRAY
  10. UPGRADE:
  11. UPGRADE:
  12. UPGRADE:
  13. UPGRADE:
- \*\*\* FOR A COMPLETE LIST OF NON-STANDARD ITEMS, SEE ORDER SPECIFICATION.\*\*\*

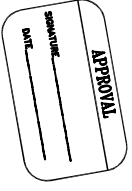


PLEASE NOTE: PRODUCTION SCHEDULE WILL NOT BE ASSIGNED UNTIL THE SIGNED APPROVAL DRAWING IS RETURNED TO ORION.

MA-X # M20XXX  
"CUSTOMER"

No.	ECO #	Description	REVISION	Date	By
1					

Part No.	Description	Quantity
1	1 18" DIA. DRIVE SHK FRAME VENTILANT	1
2	1 18" DIA. DRIVE SHK FRAME VENTILANT	1
3	1 18" DIA. DRIVE SHK FRAME VENTILANT	1
4	1 32" WREN-THROD CARRIAGE (C&L)	1
5	1 32" WREN-THROD CARRIAGE (C&L)	1
6	1 32" WREN-THROD CARRIAGE (C&L)	1
7	1 32" WREN-THROD CARRIAGE (C&L)	1
8	1 32" WREN-THROD CARRIAGE (C&L)	1
9	1 32" WREN-THROD CARRIAGE (C&L)	1
10	1 32" WREN-THROD CARRIAGE (C&L)	1
11	1 32" WREN-THROD CARRIAGE (C&L)	1
12	1 32" WREN-THROD CARRIAGE (C&L)	1
13	1 32" WREN-THROD CARRIAGE (C&L)	1
14	1 32" WREN-THROD CARRIAGE (C&L)	1
15	1 32" WREN-THROD CARRIAGE (C&L)	1
16	1 32" WREN-THROD CARRIAGE (C&L)	1
17	1 32" WREN-THROD CARRIAGE (C&L)	1
18	1 32" WREN-THROD CARRIAGE (C&L)	1
19	1 32" WREN-THROD CARRIAGE (C&L)	1
20	1 32" WREN-THROD CARRIAGE (C&L)	1
21	1 32" WREN-THROD CARRIAGE (C&L)	1
22	1 32" WREN-THROD CARRIAGE (C&L)	1
23	1 32" WREN-THROD CARRIAGE (C&L)	1
24	1 32" WREN-THROD CARRIAGE (C&L)	1
25	1 32" WREN-THROD CARRIAGE (C&L)	1
26	1 32" WREN-THROD CARRIAGE (C&L)	1
27	1 32" WREN-THROD CARRIAGE (C&L)	1
28	1 32" WREN-THROD CARRIAGE (C&L)	1
29	1 32" WREN-THROD CARRIAGE (C&L)	1
30	1 32" WREN-THROD CARRIAGE (C&L)	1
31	1 32" WREN-THROD CARRIAGE (C&L)	1
32	1 32" WREN-THROD CARRIAGE (C&L)	1
33	1 32" WREN-THROD CARRIAGE (C&L)	1
34	1 32" WREN-THROD CARRIAGE (C&L)	1
35	1 32" WREN-THROD CARRIAGE (C&L)	1
36	1 32" WREN-THROD CARRIAGE (C&L)	1
37	1 32" WREN-THROD CARRIAGE (C&L)	1
38	1 32" WREN-THROD CARRIAGE (C&L)	1
39	1 32" WREN-THROD CARRIAGE (C&L)	1
40	1 32" WREN-THROD CARRIAGE (C&L)	1
41	1 32" WREN-THROD CARRIAGE (C&L)	1
42	1 32" WREN-THROD CARRIAGE (C&L)	1
43	1 32" WREN-THROD CARRIAGE (C&L)	1
44	1 32" WREN-THROD CARRIAGE (C&L)	1
45	1 32" WREN-THROD CARRIAGE (C&L)	1
46	1 32" WREN-THROD CARRIAGE (C&L)	1
47	1 32" WREN-THROD CARRIAGE (C&L)	1
48	1 32" WREN-THROD CARRIAGE (C&L)	1
49	1 32" WREN-THROD CARRIAGE (C&L)	1
50	1 32" WREN-THROD CARRIAGE (C&L)	1
51	1 32" WREN-THROD CARRIAGE (C&L)	1
52	1 32" WREN-THROD CARRIAGE (C&L)	1
53	1 32" WREN-THROD CARRIAGE (C&L)	1
54	1 32" WREN-THROD CARRIAGE (C&L)	1
55	1 32" WREN-THROD CARRIAGE (C&L)	1
56	1 32" WREN-THROD CARRIAGE (C&L)	1
57	1 32" WREN-THROD CARRIAGE (C&L)	1
58	1 32" WREN-THROD CARRIAGE (C&L)	1
59	1 32" WREN-THROD CARRIAGE (C&L)	1
60	1 32" WREN-THROD CARRIAGE (C&L)	1
61	1 32" WREN-THROD CARRIAGE (C&L)	1
62	1 32" WREN-THROD CARRIAGE (C&L)	1
63	1 32" WREN-THROD CARRIAGE (C&L)	1
64	1 32" WREN-THROD CARRIAGE (C&L)	1
65	1 32" WREN-THROD CARRIAGE (C&L)	1
66	1 32" WREN-THROD CARRIAGE (C&L)	1
67	1 32" WREN-THROD CARRIAGE (C&L)	1
68	1 32" WREN-THROD CARRIAGE (C&L)	1
69	1 32" WREN-THROD CARRIAGE (C&L)	1
70	1 32" WREN-THROD CARRIAGE (C&L)	1
71	1 32" WREN-THROD CARRIAGE (C&L)	1
72	1 32" WREN-THROD CARRIAGE (C&L)	1
73	1 32" WREN-THROD CARRIAGE (C&L)	1
74	1 32" WREN-THROD CARRIAGE (C&L)	1
75	1 32" WREN-THROD CARRIAGE (C&L)	1
76	1 32" WREN-THROD CARRIAGE (C&L)	1
77	1 32" WREN-THROD CARRIAGE (C&L)	1
78	1 32" WREN-THROD CARRIAGE (C&L)	1
79	1 32" WREN-THROD CARRIAGE (C&L)	1
80	1 32" WREN-THROD CARRIAGE (C&L)	1
81	1 32" WREN-THROD CARRIAGE (C&L)	1
82	1 32" WREN-THROD CARRIAGE (C&L)	1
83	1 32" WREN-THROD CARRIAGE (C&L)	1
84	1 32" WREN-THROD CARRIAGE (C&L)	1
85	1 32" WREN-THROD CARRIAGE (C&L)	1
86	1 32" WREN-THROD CARRIAGE (C&L)	1
87	1 32" WREN-THROD CARRIAGE (C&L)	1
88	1 32" WREN-THROD CARRIAGE (C&L)	1
89	1 32" WREN-THROD CARRIAGE (C&L)	1
90	1 32" WREN-THROD CARRIAGE (C&L)	1
91	1 32" WREN-THROD CARRIAGE (C&L)	1
92	1 32" WREN-THROD CARRIAGE (C&L)	1
93	1 32" WREN-THROD CARRIAGE (C&L)	1
94	1 32" WREN-THROD CARRIAGE (C&L)	1
95	1 32" WREN-THROD CARRIAGE (C&L)	1
96	1 32" WREN-THROD CARRIAGE (C&L)	1
97	1 32" WREN-THROD CARRIAGE (C&L)	1
98	1 32" WREN-THROD CARRIAGE (C&L)	1
99	1 32" WREN-THROD CARRIAGE (C&L)	1
100	1 32" WREN-THROD CARRIAGE (C&L)	1



Surface Area: