

Caster Descriptions

VersaTrac 27® Series Casters



27-RPB-0412-S-TG

The VersaTrac 27® Series Casters provide solutions to a wide range of institutional caster and industrial caster applications. This light medium duty caster is available in multiple styles and sizes. It is offered in numerous top plates and stem choices and is available with nine standard wheel combinations. The VersaTrac 27® Series Caster is a durable and reliable caster. It includes extra thick material in the top plate, yoke and raceways. The VersaTrac 27® is heat treated for extended service life and comes standard with a metal dust shield. This light medium duty caster series provides the ultimate in value at very competitive prices.

The VersaTrac 27® Series Caster is very popular, and accounts for nearly half of all institutional in use today. These casters are used extensively in general industry, medical equipment, laboratory, residential, industrial and manufacturing applications. The VersaTrac 27® Series Casters are ideal for use in food service and food processing equipment, carts, dollies, bins, cases, racks, tables, commercial appliances, retail fixtures, display stands, business machines and equipment. Most VersaTrac 27® Series Casters are NSF approved. RWM also stocks hard to find and unusual interchangeable stems for our 27 Series Casters. Choose from our 7/8" x 2" square stem with holes, 7/16" x 1 1/2" threaded stem, 5/8"-11 x 1 3/4" threaded stem or our 3/4"-10 x 1 3/4" threaded stem.



30 Series Casters



30-DUR-0415-S

RWM's 30 Series Casters are ideal for light and medium duty applications. With a large variety of wheel types, brake options and two complete heat-treated raceways, this light medium duty caster is ideal for a variety of applications. The hydraulically pressed kingpin provides increased strength, therefore our 30 Series Casters can be used in similar applications as our 27 Series Casters, only the 30 Series Casters have higher rated capacities. These applications include general industry, medical equipment, laboratory, residential, industrial and manufacturing applications.

Our 30 Series Casters are ideal for use in food service and food processing equipment, carts, dollies, bins, cases, racks, tables, commercial appliances, retail fixtures, display stands, business machines and equipment. Most 30 Series Casters are NSF approved.

31 Series Casters-General



31-POP-0312-S-WB

RWM's 31 Series Casters are perfect for a wide range of light duty industrial, institutional, material handling and general-purpose caster applications. The 31 Series Caster's heavy-duty zinc plate finish is both attractive and corrosion resistant. Swivel models provide greater maneuverability, while rigid models offer straight-line mobility. Brake options are available on the 31 Series Casters swivel models only.

These 31 Series light duty casters are used in a variety of applications and industries including the moving of furniture, electronics, medical equipment and stands, food service and institutional equipment and carts (hotels, resorts, hospitals, restaurants, schools and many other applications).

40 Series Casters-Medium Duty



40-GTB-0415-S

Our 40 Series Casters have been used in a wide variety of applications for many years and are the backbone of the material handling industry. Nearly every warehouse, freight terminal, manufacturing plant and industrial business use these types of casters somewhere in their operations. The load ratings for our 40 Series Casters fit a wide variety of manufacturing and warehousing uses. This medium duty caster series is designed for use on scrap bins, parts boxes, dollies and racks. The 40 Series Caster is the same as our standard 46 Series Casters except for 1 1/2" wide wheels.

45 Series Casters-Medium Duty



45-RPR-0620-S-FCSTLB

RWM's 45 Series Casters are an economical version of our 46 Series Caster. Typical applications for our 45 Series include dollies, shop carts, scrap bins and floor trucks. The 45 Series Caster offers five brake options to best meet your requirements including face contact nylon brakes, face contact nylon total lock brakes, steel side brakes, face contact steel total lock brake front mounted and steel side brake tread. It features a total lock capability on all sizes, and has a capacity of up to 1200 pounds.

Our 45 Series Caster features heat treated double ball raceways and top plates, a 5/8" diameter rivet hydraulically compressed for trouble free service life. These casters are ideal for aircraft/aerospace, bakery carts, dough troughs, meat processing vats, seafood holding tanks, a-frame trucks, assembly line & boat molding dollies, box trucks, conveyor stands, conveyors, fixture carts, gantries, maintenance & material handling carts, mobile storage



Caster Descriptions

racks, mobile tool chests, platform trucks, security cages, refuse containers, shipping/receiving carts, tire racks, bellman carts, chair & table dollies, floor scrubbers, housekeeping carts, institutional equipment, janitorial equipment, laundry & luggage carts, animal cages, laboratory equipment, electronic equipment, mail trucks, mobile kitchen equipment, steam tables, school furniture, textile dye trucks and textile roving cans.

46 Series Casters-Medium Heavy



46-UIR-0620-S

Our 46 Series Casters are designed for medium heavy-duty applications. Typical applications for the 46 Series Casters include dollies, shop carts, scrap bins and warehouse trucks. Medium heavy-duty casters are the backbone of the material handling industry. Nearly every warehouse, freight terminal, manufacturing plant and industrial business use these types of casters somewhere in their operations.



46-RPR-0620-S-FCSTLB

They are ideal for platform trucks, material handling carts, vending machines, warehouse and factory applications, heavy-duty foodservice and institutional equipment, tool boxes, stock carts, shelf trucks, ground support equipment, bakery carts, a-frame trucks, assembly line dollies, maintenance carts, mobile storage racks, shipping/receiving carts, warehousing & freight terminal dollies and carts, gantries & hoppers, laundry and linen carts & hampers, portable work benches, drywall dollies & carts, and countless other medium duty applications.

47, 65, 70, 75, 76, 85, 95, 125 Series Kingpinless™ Casters



47-RAB-0820-S

The 47, 65, 70, 75, 76, 85, 95 and 125 Series Casters are RWM Kingpinless™ Casters. We patented this design and it has proven itself to be the best solution for demanding applications. This is the caster design that all others are now copying because it is simply unmatched in extending service life, reducing all possible causes for caster failure.

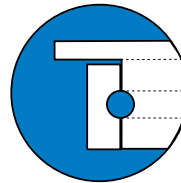
RWM's patented Kingpinless™ caster design is superior due to the offset precision-machined raceway that exerts radial force evenly where there is full contact between the ball bearing and the raceway. The result is that there are no direct "hammering" forces on the intersections of the raceways, vastly reduced raceway wear, elimination of the "pull apart" forces of stress in the swivel section, and smoother swiveling action. There is also high maneuverability, longer service life, less main-

tenance, extra impact resistance and high radial force absorption. Our unique Kingpinless™ design adds more mass at key points. This, plus more thorough heat treatment, provides additional strength and combats brinelling into the core material.

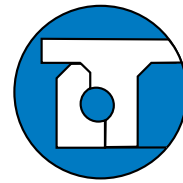


65-MUB-0820-S

The inline positioning of the majority of our competitor's raceways creates a direct "hammering" effect via the ball bearings, which are centered on the tangent of the two raceways, thus savaging and eventually eroding the raceway. The inevitable result is a loose fit and progressive swivel failure. Even a double raceway configuration is subject to these same "hammering" hazards. The machining requirements of the competition to accommodate a swivel lock reduces strength, leading to premature fatigue, stress fractures of the raceway and eventual failure.



The Majority of Competitor's Raceways



RWM's Patented Offset Raceway



70-DUR-0825-S

RWM Kingpinless™ casters function flawlessly, even at high speeds, without shimmy. We have applied over 100,000 pounds of impact forces to our 125 series with a 5" swivel lead with no damage to the swivel section. Our swivel section tolerances are .017, compared with .030 for the competition. This differential represents the amount of play between the top plate and the swivel yoke. The more precise the machining is, the closer the tolerance; the closer the tolerances, the longer the service life.



75-DUR-1030-S

Our Kingpinless™ raceways provide the additional mass necessary for a double weld on its legs, inside and outside, as opposed to the competition's single weld. Their machining process does not provide the necessary mass for a weld on the outside race. Tests prove that RWM legs have a 74% higher yield strength than the competition, and a 74% higher ultimate strength than the competition. RWM caster's carbon content, the essential ingredient for strength in steel, is nearly seven times higher than the competition. The steel in RWM caster's race is superior in its heat treatment – nearly 18% harder than the competition. As a result, the RWM welded-in race is nearly 20% better equipped to resist brinelling than the competition, and allows the swivel section to turn easily in the roughest applications.



76-DUR-0830-S

Caster Descriptions

RWM is the originator of the Kingpinless™ Caster, the most emulated caster in the industry today.



85-DUR-1230-S



125-UIT-0840-S



95-UOT-1030-S

The RWM heavy duty Kingpinless™ casters are very high quality heavy duty and extreme duty line of casters for various industries and applications. They are ideal for tow lines, shock load applications and abusive conditions, production line dollies and trucks used in various industries including but not limited to: boat and ship molding and building, automotive, aerospace, metal fabricating, metal forging, heavy machinery and equipment, military equipment, mobile homes, etc. Tractor pulled trailers, extreme duty platform trucks and material handling carts, air cargo and ground support equipment, storage tanks, gantries and heavy duty processing equipment, coliseum and gymnasium equipment, shipping/receiving carts, warehousing and freight terminal dollies and carts, and countless other heavy duty applications.

2-65, 2-75, 2-76, 2-85, 2-95, 2-125 Series Kingpinless™ Dual Wheel Casters



2-65-UIR-0415-S



2-75-DUR-0520-S-CWB



2-76-DUR-0625-S-SL-CWB

RWM's 2-65, 2-75, 2-76, 2-85, 2-95 and 2-125 Series Kingpinless™ Dual Wheel Casters feature all of the benefits of our patented Kingpinless™ raceway and twice the capacity load. See the information in the section preceding this one for details on the RWM Kingpinless™ caster benefits.

Dual wheel casters offer high weight capacities with minimal overall heights, better load distribution, floor protection and mobility than single wheel casters. This is a result of spreading the weight over a wider floor area while offering wheel differential action, resulting in less friction between the wheels and the floor, requiring less effort for the caster to swivel.

Dual wheel casters are ideal for tow lines, shock load applications and abusive conditions, production line dollies & trucks used in various industries including but not limited to boat & ship molding and



2-85-UIR-0830-S



2-95-UIR-0830-S



2-125-CIT-1260-S

building, automotive, aerospace, metal fabricating, metal forging, heavy machinery & equipment, military equipment, mobile homes, etc. tractor pulled trailers, extreme duty platform trucks & material handling carts, air cargo & ground support equipment, storage tanks, gantries & heavy duty processing equipment, coliseum & gymnasium equipment, shipping/receiving carts, warehousing & freight terminal dollies and carts, and other extra heavy duty applications.

**View
CAD Models
On Our
Website!**

Pneumatic Casters



76-FNR-1648-S-FCWB

RWM's Pneumatic Casters are designed for applications that require a cushioned ride, including but not limited to carts and trucks carrying sensitive materials and parts, glass, ceramics, electronics, chemicals, sound & lighting equipment, movie production equipment (ie: cameras), etc. Pneumatic casters are also useful on uneven floors and outdoor environments. Other applications may include luggage carts, platform trucks, material handling carts, warehouse and factory applications, job site tool boxes, security cages, stock carts, shelf trucks, mobile storage racks, etc.

Economical Pneumatic Casters



46-FNB-1041-S-E

Our Economical Pneumatic Casters feature a cold forge top plate yoke and button that are heat treated for added service life. This caster is ideal for both indoor and outdoor applications where product protection is required.



46-FNB-0828-S-E

Pneumatic wheels offer maximum floor protection and move freely over obstructions and rough floors. The wheels provide smooth, shock-resistant operation for delicate instruments and breakable components. All swivel sections are equipped with a lubrication fitting for field maintenance. Ball bearings provide maximum rolling ease and quiet operation for medium to heavy duty loads.

Caster Descriptions

RWM's Economical Pneumatic Casters are designed for applications that require a cushioned ride, including but not limited to carts and trucks carrying sensitive materials and parts, glass, ceramics, electronics, chemicals, sound & lighting equipment, movie production equipment (ie: cameras), etc. Pneumatic casters are also useful on uneven floors and outdoor environments. Other applications may include luggage carts, platform trucks, material handling carts, warehouse and factory applications, job site tool boxes, security cages, stock carts, shelf trucks, mobile storage racks, etc

SA (Shock Absorbing) Casters



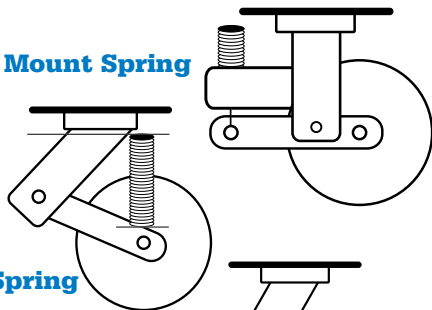
75-DUR-0825-S-VMS-500

RWM's Shock Absorbing (SA Series) Casters reduce stress on wheels and rigs due to shock from rough surfaces. These industrial casters dampen and isolate shocks and vibration from rough surfaces to protect cargo or contents in a cart or equipment. Our Shock Absorbing Casters reduce noise caused by casters traveling over rough surfaces. These casters equalize the load over uneven terrain among four

or more casters, thereby reducing overloads on casters and twisting of the cart or frame. Our Shock Absorbing Casters feature either vertical mount springs, outside mount springs or inside mount springs.

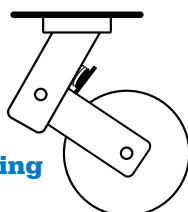
RWM's Shock Absorbing Casters are unique casters that were designed for specific applications and industries requiring a cushioned ride for protection from shock and vibration (spring loaded). These industrial casters are ideal for diagnostic and electrical equipment, institutional and laboratory equipment and stands, medical equipment and carts, mobile workstations, computer main frames and towers, point of purchase displays and shelving, food processing equipment, packaging equipment, sound and lighting equipment, ground support equipment, assembly line dollies, mobile storage racks and many other light to heavy duty applications. The Shock Absorbing Casters load ratings vary from 100 to 20,000 pounds.

Vertical Mount Spring



Outside Mount Spring

Inside Mount Spring



S27, S45, S65, S75 Stainless Steel Casters



S27-RPB-0412-S-TL

RWM's Stainless Steel Casters feature stainless steel that is highly resistant to conditions that would normally corrode and rust regular zinc plated steel casters.



S45-HNR-0420-S

Our Stainless Steel Casters are ideal for wet or damp conditions and harsh environments that may rust or corrode standard zinc casters. These casters are well suited for rugged duty and are designed for wash-down applications such as food processing plants, food service equipment, large volume high temperature bakery and food cooking facilities, bakery and bread racks, slaughter houses, fisheries, seafood processing plants, stock and maintenance carts, ingredient bins, institutional service carts and equipment, hatcheries, pharmaceutical plants and laboratories.



S65-MUB-0820-S-42ST



S75-GTB-0625-S-SSBB-WTHB



Textile Industry Casters Rol Kleen RK Series, WT Series



RK-GTB-0615-S

RWM's Textile Industry Casters are designed to reduce the amount of thread buildup and reduce the time required to service casters used in this demanding application.



WT-GTB-0515-S