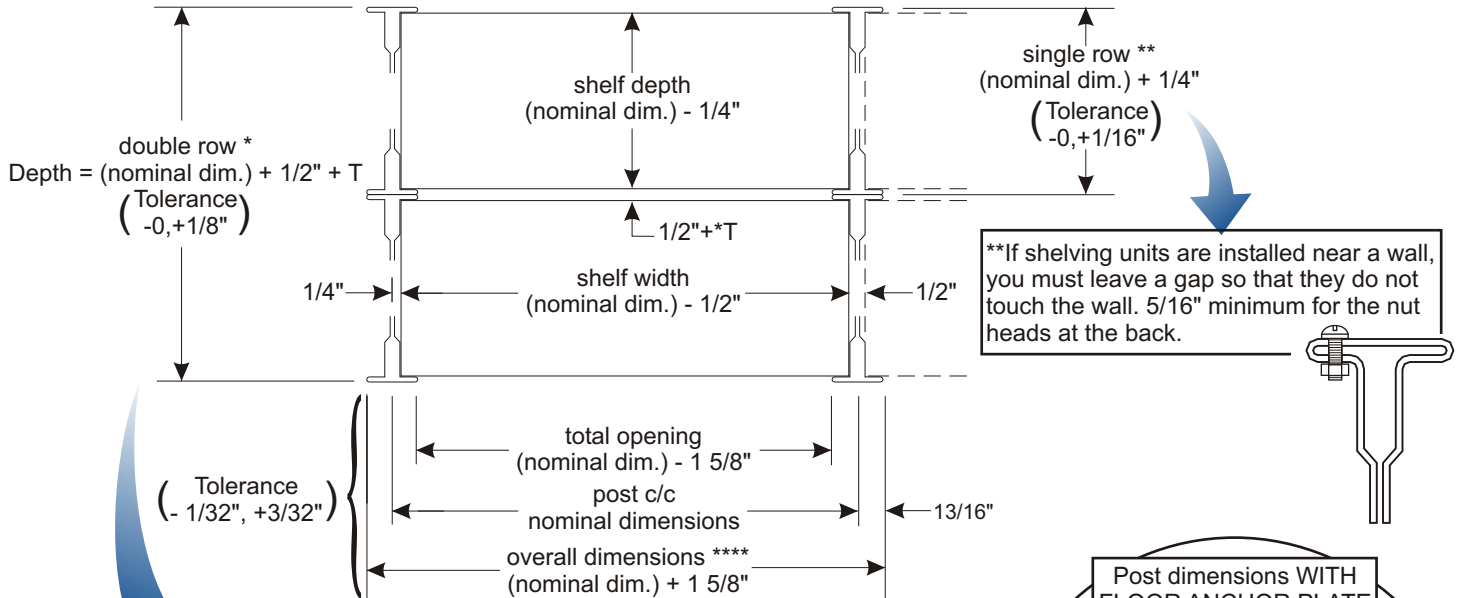


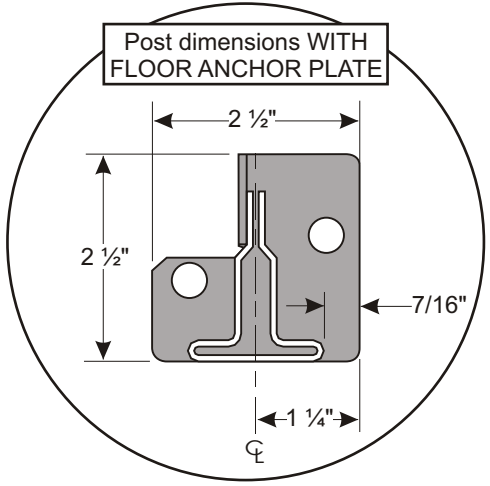
Make sure that you have the latest version before using this document.

Shelving Dimensions

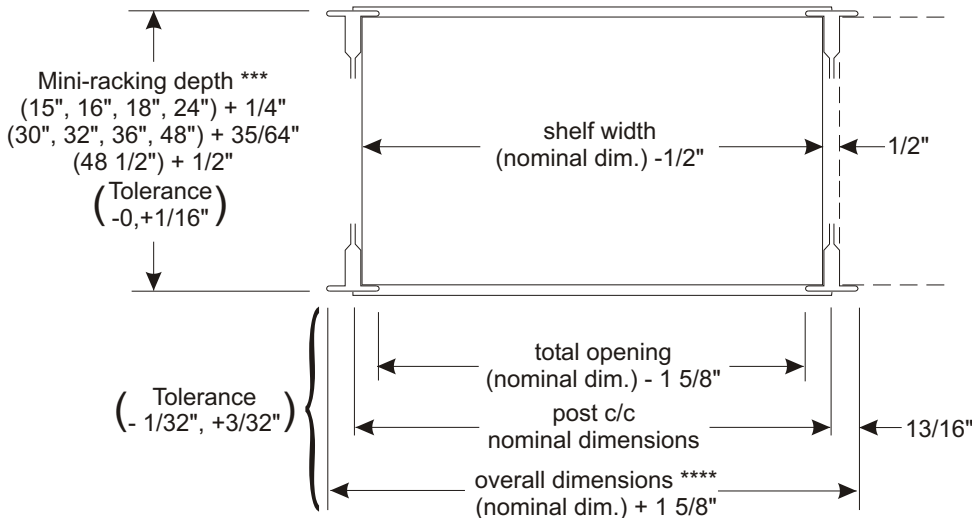


Assembly	T (thickness)
Back panel (SH31)	0"
Back braces (SH33)	5/64"
Medium panel (SHUR)	1/32"
Heavy-duty panel (SHSC)	5/32"
Heavy-duty sway brace (SHVW)	7/64"

*See chart below which shows the extra thickness to be added depending on the assembly.



Mini-racking & Record Storage Dimensions



*** These dimensions do not include beam excess (1/8") on each post faces.

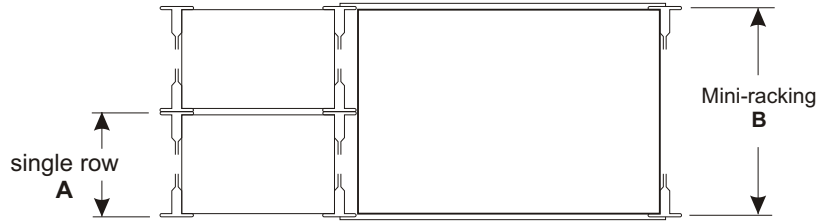
**** This dimension does not include floor anchor plates.

See page 2/2 for back-to-back mini-racking with post spacer.

Possible Combinations Of Back-To-Back Shelving With Mini-racking

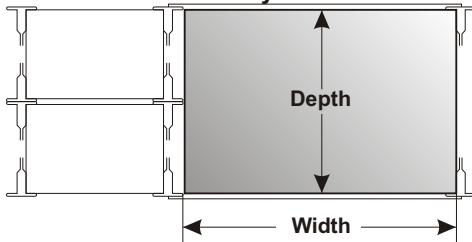
A	B
12" + 18"	30"
15" + 15"	30"
12" + 24"	36"
18" + 18"	36"
24" + 24"	48"

Nominal Dimensions



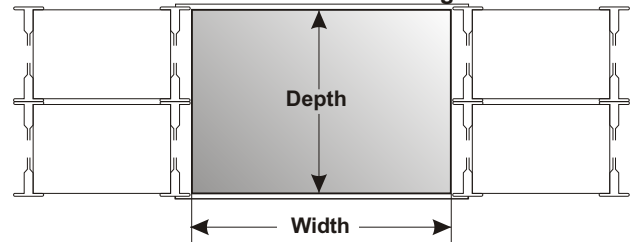
Wood Decking Dimensions For Mini-racking

Side-by-side shelving unit on one side only of the mini-racking unit



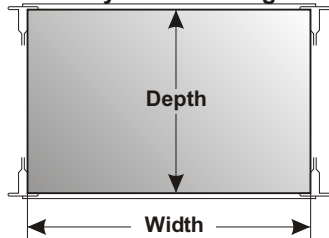
Wood decking **Width** = Nominal mini-racking width - 1 1/4"
 Wood decking **Depth** = Nominal mini-racking depth - 5/8"

Side-by-side shelving unit on both side of the mini-racking unit.



Wood decking **Width** = Nominal mini-racking width - 1 13/16"
 Wood decking **Depth** = Nominal mini-racking depth - 5/8"

Mini-racking unit without side-by-side shelving unit

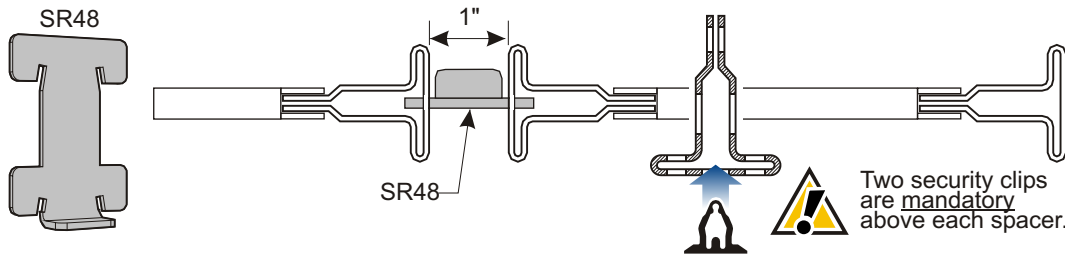


Wood decking **Width** = Nominal mini-racking width - 11/16"
 Wood decking **Depth** = Nominal mini-racking depth - 7/8" (for depth : 15, 16, 18 et 24")
 Wood decking **Depth** = Nominal mini-racking depth - 5/8" (for depth : 30, 32, 36 et 48")



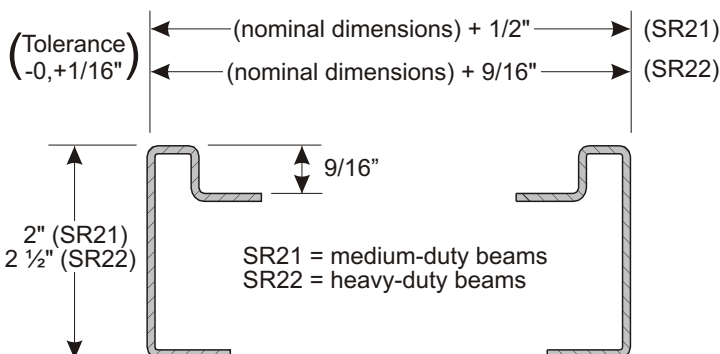
96 1/2" wide x 48 1/2" deep Mini-racking accept 4' x 8' wood panel without cutting.

Back-To-Back Mini-racking With Post Spacer



Mini-racking Beams

Depth of 15", 16", 18" & 24"



Depth of 30", 32", 36", 48" & 48 1/2"

