

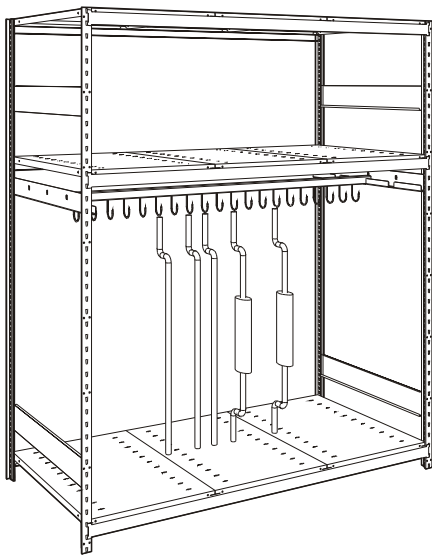
Make sure that you have the latest version before using this document.

Parts Storage Mini-racking

Capacity per mini-racking level, evenly distributed (for all dimensions):

- 250 lb for MEDIUM-DUTY BEAMS
 - 500 lb for HEAVY-DUTY BEAMS
- Capacities are lower than standard mini-racking shelving due to large space between beams.*

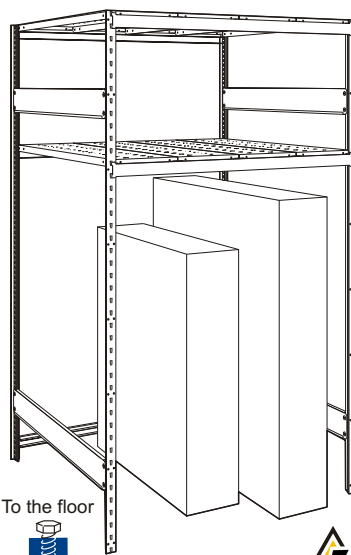
Hanging Rack



Hanging rail capacities :

- 300 lb per rail, evenly distributed
- 600 lb total, evenly distributed if more than one rail

Hood Rack



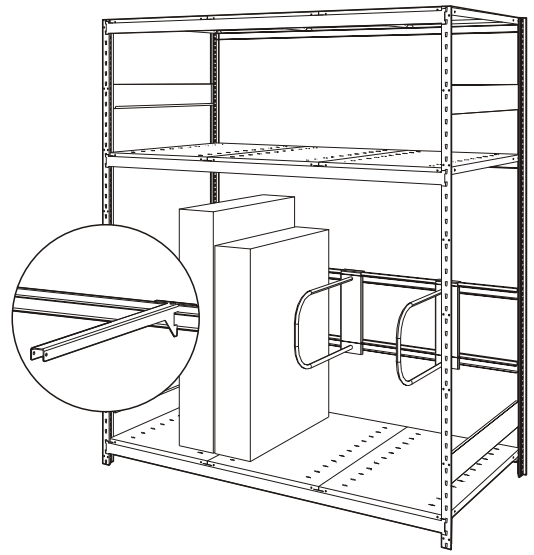
To the floor

Security note :

- Floor anchoring is required for this mini-racking proposal.



Bumper and sheet metal rack



Tire rack

Capacity per mini-racking level :

- 300 lb per level, evenly distributed
- Medium-duty tie bar is not required for 60" wide level.
- Heavy-duty tie bar is required for 72" wide level.

To the floor

Security note :

- Floor anchoring is required for single mini-racking unit and recommended for back to back installation.

