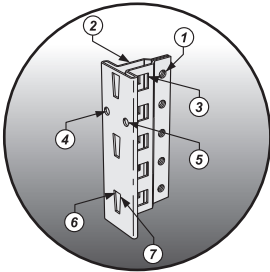




COSA, City of Quebec

RECORD STORAGE

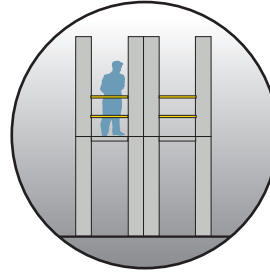
The Rousseau Advantages




A unique and highly functional post. The common post is the cornerstone of the structure. Its unique T-shape offers up to 7 fixing zones for different applications. Plus, its hollow center makes for installation without interference between sections.



Record storage units can be combined with the Spider® industrial shelving system.



It is possible to use your vertical space to the maximum by combining the Spider® record storage system with two-level shelving.



Shelves are installed with compression clips. The beams hook onto the front of the post and are designed to work with steel, wood and wire decking.

Index	Page(s)
Record Storage	162
Proposals	163
Components	164 - 165

RECORD STORAGE



SRD8008

With the Rousseau record storage system, wasted space is a thing of the past. Our specially constructed shelving system was designed with the popular sizes of record storage boxes in mind. In addition, our record storage system is perfectly compatible with all of the other industrial shelving accessories, thanks to the one-of-a-kind post.

Is your need for storage space greater than you originally thought? Equipped with catwalk mezzanines and deck-over shelving, our multi-level shelving system might be just what you're looking for. Ask for help from one of our specialists, they'll find the perfect solution, just for you!

Proposals

Shelving for Record Storage



SRD8051

SRA8051

Capacity : up to 48 boxes
(each 12" W x 15" D x 10 1/4" H);

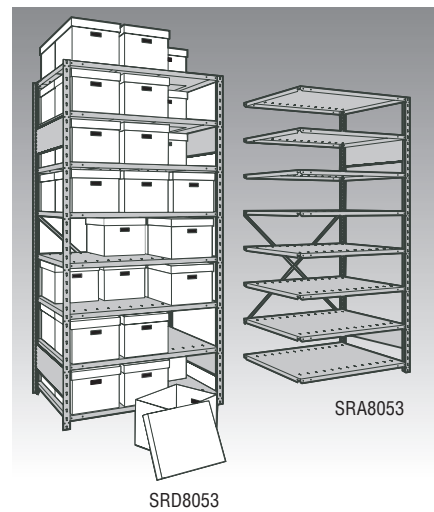
Order models for double stacking (left) for light boxes, and models for single stacking (right) for heavier boxes;

System designed for high-rise shelving;

4 to 8 shelf levels, depending on the model;

Boxes not included;

To order a back-to-back unit, complete product number with B.



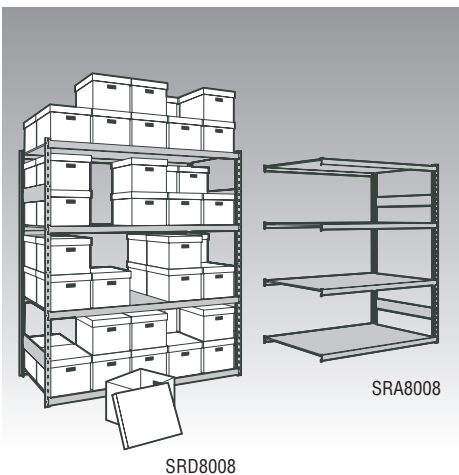
SRD8053

SRA8053

Starter	Add-on	W x D x H	No. of Boxes / Level	No. of Shelves	Total no. of Boxes / Unit	Capacity* per Shelf
Double stacked						
SRD8050_	SRA8050_	42" x 15" x 75"	6	4	24	650
SRD8051_	SRA8051_	42" x 30" x 75"	12	4	48	600
Single stacked						
SRD8052_	SRA8052_	42" x 15" x 87"	3	8	24	650
SRD8053_	SRA8053_	42" x 30" x 87"	6	8	48	600

* in pounds

Mini-Racking for Record Storage



SRD8008

SRA8008

Capacity : up to 80 boxes
(each 12" W x 15" D x 10 1/4" H);

Save between 10% and 15% of shelving space when compared to similar products offered on the market;

4 levels with medium-duty beams;

Total height of 95", boxes included, allowing for storage in spaces of 8 feet high. Height without boxes : 75";

Boxes not included;

To order a unit with steel shelves, complete the product number with an **S**;

To order a unit without decking (Ex. : for use with wood panels) leave the product number as is.

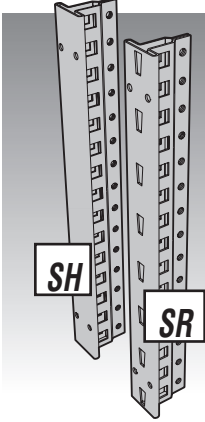
Starter	Add-on	W x D x H	No. of Boxes / Level	No of Levels	Total no. of Boxes / Unit	Capacity* per Level
SRD8005_	SRA8005_	42" x 16" x 75"	6	4	24	1000
SRD8006_	SRA8006_	42" x 32" x 75"	12	4	48	1025
SRD8003_	SRA8003_	66" x 15" x 75"	10	4	40	725
SRD8007_	SRA8007_	66" x 16" x 75"	10	4	40	725
SRD8004_	SRA8004_	66" x 30" x 75"	20	4	80	700
SRD8008_	SRA8008_	66" x 32" x 75"	20	4	80	700

* in pounds

Posts, Braces and Box Shelves

Shelving and Mini-Racking Posts

SR10/SH10



Tubular T-shape : up to 7 fixing zones;
 Perforations on sides at every 1" c/c for adjusting shelves;
 14 gauge steel;
 Choose either :
 - The universal SR10 post with the perforated surface to add Mini-Racking or two-level shelving
 - The shelving SH10 post with the smooth finish surface for enhanced appearance.

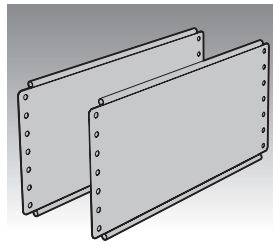
Shelving and Mini-Racking Post	SH shelving Post	Height
SR10-075	SH10-075	75"
SR10-087	SH10-087	87"
SR10-099	SH10-099	99"
SR10-111	SH10-111	111"
SR10-123	SH10-123	123"

Other heights available. Please contact your customer service representative.

NOTE
 SH post for shelving applications only

Side Panel Braces

SH34

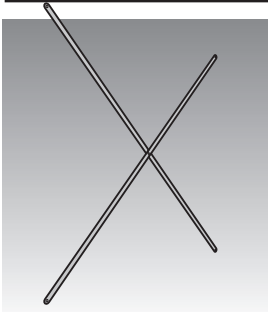


Sold in pairs;
 Allow upright assemblies to be fastened in a "ladder-like" manner for easier assembly;
 Recommendations :
 - 1 pair per upright assembly up to 99" in height
 - For upright assemblies more than 99" in height, please refer to the S58 technical sheet or contact your customer service representative.

Product #	Depth
SH34-15	15"
SH34-30	30"

Back Sway Brace

SH33

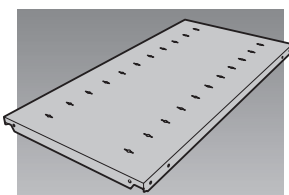


"X" shaped, factory assembled brace;
 Easy to install;
 Recommendations :
 - 1 pair per upright assembly up to 99" in height
 - 2 pairs for posts over 99" in height.
 Please refer to the S58 technical sheet or contact your customer service representative.

Product #	Width
SH33-42	42"

Box Shelf for Shelving

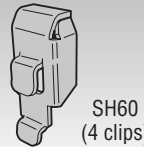
SH20 / SH21



Box-type shelf with front and rear edges roll-formed and welded;
 20 gauge steel, 1 1/4" thick;
 4 sturdy and compact SH60 shelf clips included;
 Perforations for dividers at every 3" c/c.

Product #	W x D	Capacity *
SH20-4215	42" x 15"	650 lb
SH21-4230	42" x 30"	600 lb

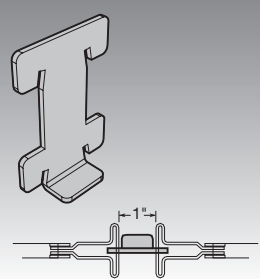
*Shelving load capacity tests are based on ANSI MH28.1 Shelving Manufacturer Association (SMA) standards. Capacities incorporate a safety factor and are valid for an equally distributed load.



SH60 (4 clips)

Back-to-Back Spacers

SR48

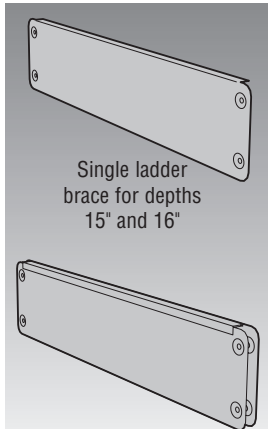


Sold in pairs;
 Used to attach two sections of Mini-Racking, back to back, with a 1" space between posts for beam adjustment.

Product #
SR48

Mini-Racking Ladder Braces

SR30



Single ladder brace for depths 15" and 16"

Double, interlocking ladder braces, for depths 30" and 32"

Sold in pairs;
 Recommendations :
 - 1 pair per upright assembly up to 99" in height
 - For upright assemblies more than 99" in height, please contact your customer service representative

For depths of 30" and 32", ladder braces interlock, as shown, to reinforce the structure. Pairs of ladder braces supplied with these models are double ladder braces.

Product #	Depth
SR30-15	15"
SR30-16	16"
SR30-30	30"
SR30-32	32"



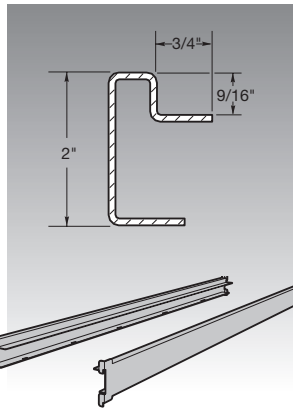
CDSA, City of Québec

Components

Beams, Tie Bars and Wood Decking

Medium-Duty Beams for Mini-Racking

SR21




Sold in pairs;
14 gauge steel;
Attach to the front of the posts. Height adjustments every 2" c/c;
Held in place with two safety clips.

Product #	W x H
SR21-42	42" x 2"
SR21-66	66" x 2"

Medium-Duty Tie Bar

SR25



Hook to the inside of SR21 beams.

Product #	Depth
SR25-15	15"
SR25-16	16"
SR25-30	30"
SR25-32	32"

Wood Panel Dimensions and Capacities

Wood panels must be cut to the dimensions specified in this chart.

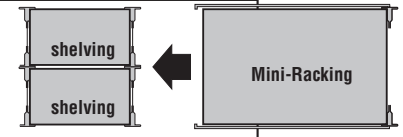
Upright assembly depth	Beam Width (capacity*)		No. of tie bars
	42"	66"	
15"	40 3/4" x 14 1/8" (1000)	64 3/4" x 14 1/8" (725)	1
16"	40 3/4" x 15 1/8" (1000)	64 3/4" x 15 1/8" (725)	1
30"	40 3/4" x 29 3/8" (1025)	64 3/4" x 29 3/8" (700)	2
32"	40 3/4" x 31 3/8" (1025)	64 3/4" x 31 3/8" (700)	2

IMPORTANT

Wood panels are not provided by Rousseau. Beams are designed for plywood or particleboard panels at least 5/8" thick.

* Shelving load capacity tests are based on ANSI MH28.2 Shelving Manufacturer Association (SMA) standards. Capacities incorporate a safety factor and are valid for an equally distributed load. Capacities are indicated in pounds.

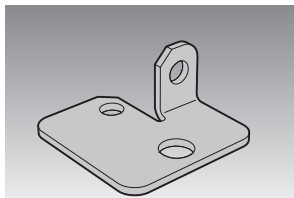
These dimensions are suitable for Mini-Racking and back-to-back shelving.



Installation Accessories

Floor Anchor Plate

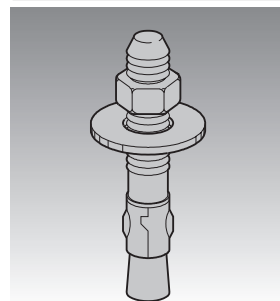
SH45



Sold individually;
Plate fastened to the post to anchor sections of shelving to the floor. Distributes load over a greater surface area and protects the floor;
12 gauge steel.
Product #
SH45

Floor Anchor Hardware Kit

SH47

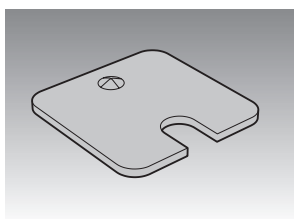


To bolt shelving to the ground;
Includes 4 cement screws.

Product #
SH47-04

Shim Plate

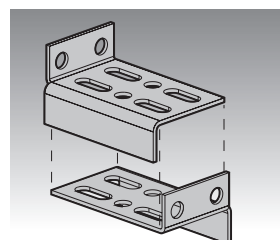
SH46



Sold individually;
Used to level shelving. Slides under the floor anchor plate;
12 or 16 gauge steel.
Product # **Thickness**
SH46-12 12 gauge (0,100")
SH46-16 16 gauge (0,060")

Wall Spacer

SR47



For anchoring shelving to walls;
3" to 4" adjustment;
Wall anchor hardware kit not included (holes 5/16" in diameter).

Product #
SR47-0304

RECORD
STORAGE