

# ROLLER

## Gravity Roller Spur (1 3/8 in. Dia. x 18 Ga. Rollers)

Gravity Roller Spurs are used to transfer products from one conveying line to another. They can be used in merging or diverging applications. Ideally used where numerous lines must transfer onto a main conveyor line, from work stations or other similar operations.

- 4 Widths
- Powder Painted Steel or Aluminum Frames
- Right & Left Hand Units
- Butt Couplings on One End
- 30°, 45°, & 90° Spurs Available



Conveyor shown with optional floor supports

### STEEL FRAMES

Between Rail Width	Overall Frame Width	Model No.	"A"	Wgt. (Lbs.)	Model No.	"B"	Wgt. (Lbs.)	Model No.	"C"	Wgt. (Lbs.)
10"	12"	SSRS-12-30	24"	61	SSRS-12-45	18"	63	SSRS-12-90	35"	43
13"	15"	SSRS-15-30	30"	70	SSRS-15-45	22"	73	SSRS-15-90	35"	47
16"	18"	SSRS-18-30	36"	75	SSRS-18-45	26"	80	SSRS-18-90	35"	50
22"	24"	SSRS-24-30	48"	87	SSRS-24-45	35"	97	SSRS-24-90	50"	58

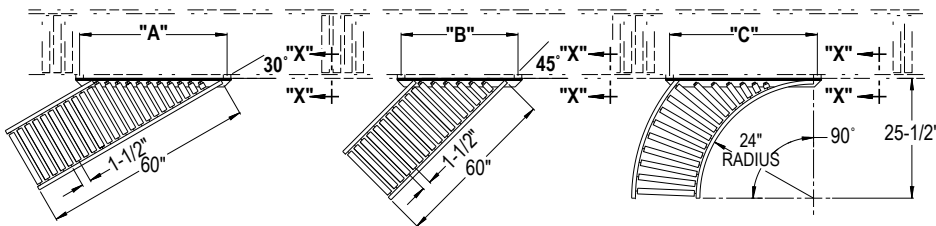
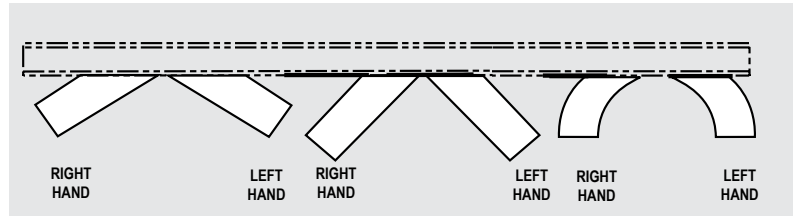
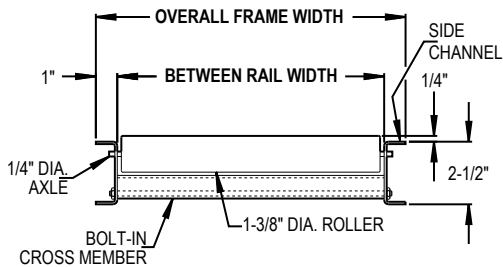
All weights in catalog are conveyor weights only. Accessories, crating, etc., are not included.

### ALUMINUM FRAMES

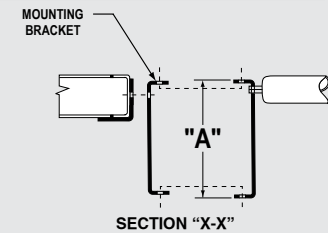
Between Rail Width	Overall Frame Width	Model No.	"A"	Wgt. (Lbs.)	Model No.	"B"	Wgt. (Lbs.)	Model No.	"C"	Wgt. (Lbs.)
10"	12"	SARS-12-30	24"	40	SARS-12-45	18"	41	SARS-12-90	35"	33
13"	15"	SARS-15-30	30"	46	SARS-15-45	22"	48	SARS-15-90	35"	35
16"	18"	SARS-18-30	36"	50	SARS-18-45	26"	52	SARS-18-90	35"	37
22"	24"	SARS-24-30	48"	58	SARS-24-45	35"	63	SARS-24-90	50"	41

All weights in catalog are conveyor weights only. Accessories, crating, etc., are not included.

**NOTE:** When "Between Rail Widths" exceed 21", double rollers are supplied standard on 90° spurs.



For Conveyor Channel SIZE "A"	Order By Mounting Bracket No.	Drawing Number
2 1/2" x 12 Ga.	K-1	G571-1
3 1/2" x 10 Ga.	K-2	G571-2
6 1/2" x 12 Ga.	K-4	G571-4



## • STANDARD SPECIFICATIONS

**WIDTHS**—12 in., 15 in., 18 in., & 24 in. overall.

**FRAME**—2 1/2 in. deep x 1 in. flange x 12 ga. powder painted formed steel or 3/8 in. heat-treated aluminum channel with bolt-in cross members.

**COUPLINGS**—Butt Coupling on one end, spur angle on opposite end. Mounting bracket available, specify.

**SPUR ANGLE**—30°, 45°, 90° right or left hand applications, specify.

**ROLLERS**—1 3/8 in. dia. x 18 ga. galvanized steel tubing. Spring loaded axle allows roller to be easily removed or inserted.

**AXLES**—1/4 in. dia. round

**CAPACITY**—Same per foot capacity as straight sections. See Gravity Roller Conveyor.