











# INSTRUCTIONS FOR USE: RACK SAFETY NET (FIXED)


Please read the instructions included with this product prior to use.

Read these Adrian's Safety Solutions product warnings and instructions for use, in their entirety, prior to attempting to use and/or install this product. This Adrian's Safety Solutions product must be installed as outlined here for proper operation and performance. Failure to follow these instructions may result in product failure, property damage, and/or serious injury or death!


-  Warning! This product is not designed to be load bearing. It is designed to limit unwanted material movement and prevent objects from falling. Placing loads on any portion of its structure may result in product failure leading to an unsafe condition. Failure to follow these instructions may result in serious injury or death!
-  Warning! This product was designed for use on industrial pallet storage racks. Installing this product on any other type of equipment may result in an unsafe condition. Failure to follow these instructions may result in serious injury or death!
-  Warning! The metal pallet storage rack connectors are marked "L" and "R" (when looking at rack from front). These must be oriented as such. Installing these in any other manner may result in an unsafe condition. Failure to follow these instructions may result in serious injury or death!
-  Warning! Prior to installation, make certain materials on storage racks are centered and do not extend or hang over the storage rack edging. If such a condition exists, DO NOT attempt to install this product. Failure to follow these instructions may result in serious injury or death!
-  Warning! Installation of this product may involve working at heights above ground level. In such instances, you must strictly follow the manufacturers of the elevation/lift system(s) instructions for work at heights. Failure to follow these instructions may result in serious injury or death!
-  Warning! Make certain the metal pallet storage rack connector(s) are fully engaged following installation. Failure to engage these connectors will result in an unsafe condition. Failure to follow these instructions may result in serious injury or death!
-  Warning! This product is not designed to be used to lift, suspend, tie-down or restrain loads of any size or weight. Using this product in such a manner may result in an unsafe condition. Do not attempt to lift items over an installed Rack Safety Net. Failure to follow these instructions may result in serious injury or death!
-  Warning! Never attempt to climb on, up, over or through this product for any reason including installation. Doing so may result in an unsafe condition. Failure to follow these instructions may result in serious injury or death!
-  Warning! Protect the webbing and other product components from sharp edges, abrasion, hot surfaces and/or corrosive materials. Inspect this product regularly for signs of deterioration and/or damage. If any sign of deterioration and/or damage exists, remove this product from service and destroy it immediately. Failure to follow these instructions may result in serious injury or death!
-  Warning! Industrial hand trucks, pallet jacks, ladders, materials movers (both mechanized and manual) must not come in contact with this product. Such incidental contact may result in damage, leading to an unsafe condition and potential product failure. DO NOT expose to extended direct sunlight as this may degrade product performance. Failure to follow these instructions may result in serious injury or death!

## INSTRUCTIONS FOR INSTALLATION

**PLEASE NOTE:** When installed correctly, the printed side of the Adrian's Safety Solutions Rack Safety Net will face away inward, toward the materials being stored. The "L" and "R" must be legible once installed on the pallet storage rack. If the "L" and "R" are not legible, the system has been installed backwards. DO NOT use in this configuration.

-  Warning! The Adrian's Safety Solutions Rack Safety Net must be installed as outlined in these instructions. Installing this product in any manner other than outlined in these instructions may result in an unsafe condition. Failure to follow these instructions may result in serious injury or death!

- 1) To install, locate the metal pallet storage rack connectors.
- 2) Rotate the metal pallet storage rack connectors to align T-bar to a vertical position.
- 3) Insert lower part of T-bar into pallet rack upright slot.
- 4) Insert the upper portion of the T-bar.
- 5) Once inserted, release the metal pallet storage rack connector. The metal pallet storage rack connector will rotate back to a neutral position locking it securely in place.
- 6) Connect ALL metal pallet storage rack connectors as outlined above. ALL metal pallet storage rack connectors must be installed correctly for this product to function as designed.

-  Warning! The metal pallet storage rack connectors must be installed and engaged to function properly. Failure to install and engage these connectors as outlined in these instructions may result product failure and an unsafe condition. Failure to follow these instructions may result in serious injury or death!