



Albany RR3000

Sophisticated style, superior performance



The Albany RR3000 series high-performance doors deliver superior security, elegant style, and smooth, easy operation with fast opening speeds of up to 80" per second. Ideal for high-traffic areas, the Albany RR3000 features a durable, low maintenance design that is built to last.



SOPHISTICATED STYLE

With bold, sleek styling, the Albany RR3000 is constructed of low-profile, anodized, double-walled aluminum for durability, security and smooth performance. Rapid opening speeds and innovative mechanical design lets traffic and materials get in and out quickly, easily and safely, without waiting for the door to open or close.



Increase speed and performance, lower energy costs

One of the primary benefits of door automation is the assurance that doors are never left open. Combine that with opening speeds of up to 80" per second and an ultra-tight, no leak perimeter seal for reduced air infiltration when the door is closed. Plus the double walled aluminum slats create a door panel that can withstand wind speeds of up to 90 mph, for even greater protection against weather. These innovative design factors help cut energy costs right away.

Albany RR3000 Vision

The clear impact-resistant polycarbonate slats on the Albany RR3000 Vision door panel let in plenty of daylight for additional energy savings. Natural light creates a warm, high quality environment for both employees and customers. Plus, the vision panels provide a clear view of traffic on both sides of the door for increased safety.

Protect vehicles, equipment and people

All Albany RR3000 doors are equipped with a safety light curtain that virtually eliminates the risk of injury or damage. This safe, intuitive technology automatically detects objects in the doorway and immediately opens the door, protecting people and vehicles.

Technical Information

Door Dimensions

Maximum Width - Albany RR3000R	20 ft (6,096 mm)
Maximum Width - Albany RR3000	16 ft - 4 in (4,978 mm)
Maximum Width - Albany RR3000 Vision	18 ft (5,486 mm)
Maximum Height - Albany RR3000R	9 ft - 7.55 in (2,935 mm)
Maximum Height - Albany RR3000	16 ft - 2.29 in. (4,935 mm)
Maximum Height - Albany RR3000 Vision	16 ft - 2.29 in. (4,935 mm)
Minimum Width	7 ft (2,134 mm)

Speeds

Opening Speed	up to 80 in/sec
Closing Speed	approximately 24 in/sec

Door Curtain Construction

Anodized Aluminum Slats	EPDM rubber connection
UltraLife Belts	No hinges or rollers. Door continues to operate when slat is missing
Counterbalanced	Standard
Vision Panels	Optional
Insulated Panels	Optional
Ventilated Panels	Optional

Door Components

Side Frames - Albany RR3000 & RR3000 Vision	11 gauge galvanized steel
Manual Release	Standard
Disc Drive	Reduces wear, vibration and noise
Top Roll	Powder coated steel

Control and Drive System

Control Panel	Albany ACS100 Controller
Input Voltage	208-240 V, 440-480 V, 575-600 V
Motor	1.5Hp, 3 phase, 50/60 Hz
Limits Adjustments	At keypad interface
Protection	NEMA-4

We offer various options and actuation devices for all high-performance door products



Patented LiftBelt Technology

Individual slats are mounted to a high-strength belt with no hinge connections or rollers. Slats can be replaced quickly and easily while the door remains operational.



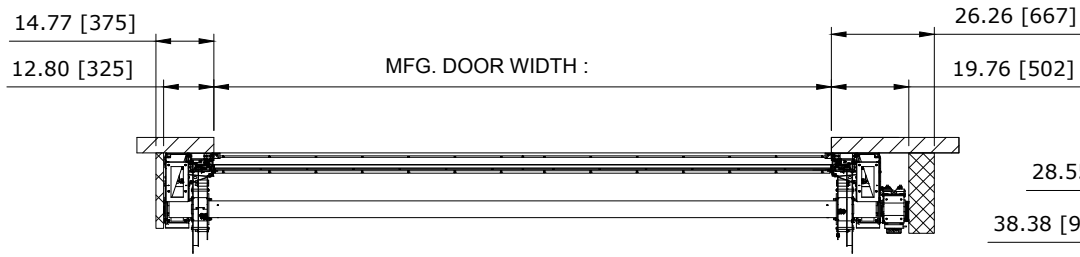
Stack-Free Disc Drive Design

Patented design reduces wear, vibration and noise.

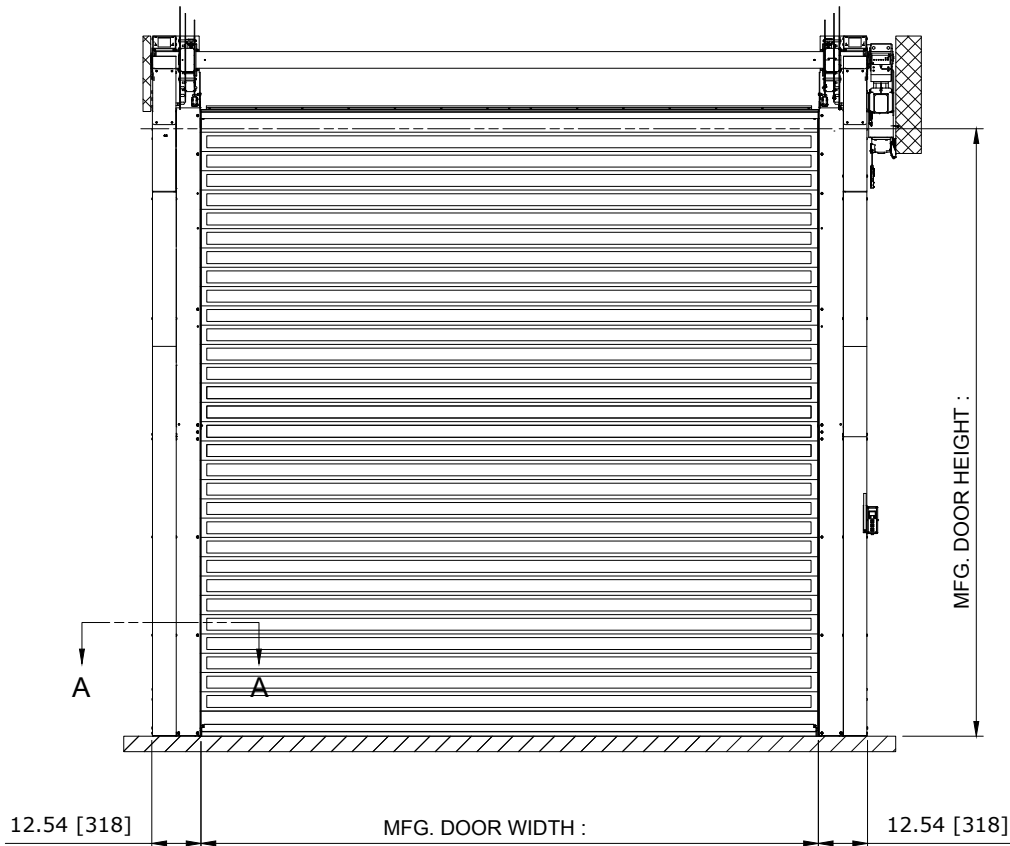


Light Curtain

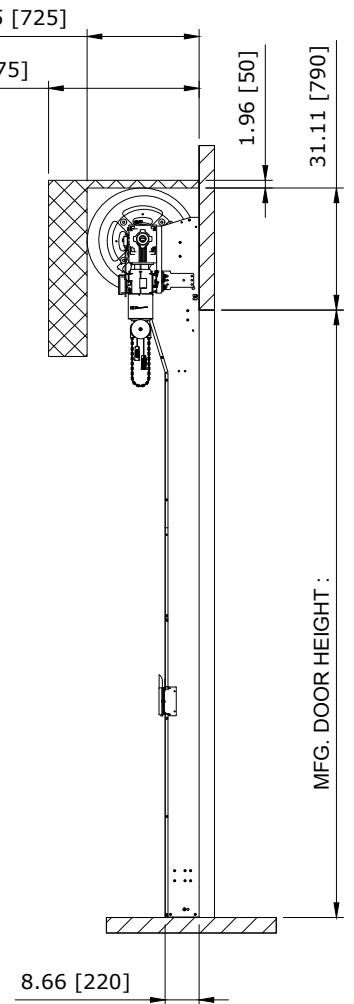
Smart safety system eliminates contact with objects in doorway.



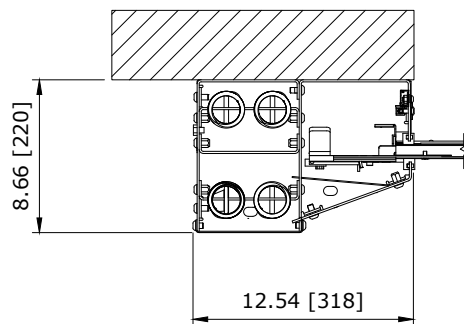
TOP VIEW



FRONT VIEW



RIGHT VIEW



SECTION A-A (NTS)

 RECOMMENDED FOR MAINTENANCE.



Albany offers a comprehensive range of products for industrial, commercial, institutional and residential applications, including sectional doors, loading dock equipment, high-performance doors, residential garage doors, pedestrian door automation and openers. Built on nearly 200 years of accumulated expertise, 4Front Engineered Solutions is the preferred partner of distributors and the number one choice of end user customers, providing innovative products, technical expertise and a portfolio of industry-leading brands.

The Albany products are protected by worldwide registered patents. As part of its policy of continuous product development, Albany reserves the right to change the characteristics of its products or components without prior notice.

Disclaimers: For a correct use of our products, please refer to our manual. Everything that is mentioned in this brochure is only valid under the terms of use in the user manual and on condition that the door was properly installed and maintained and has not undergone abuse nor neglect.

Door specifications and technical data subject to change without notice.
© ASSA ABLOY. ALL RIGHTS RESERVED. Part of ASSA ABLOY.

ALBANY 