









## FEATURES

-  1,100 lbs (498 kg) capacity, including rider
-  24-volt battery system charges in a 110V outlet
-  Operates up to 30 miles on a full charge
-  Adjustable speed up to 4 mph (6.4 kph)
-  52.5" (134 cm) turning radius
-  Standard trailer bed size: 50" x 30" (127 cm x 76 cm)

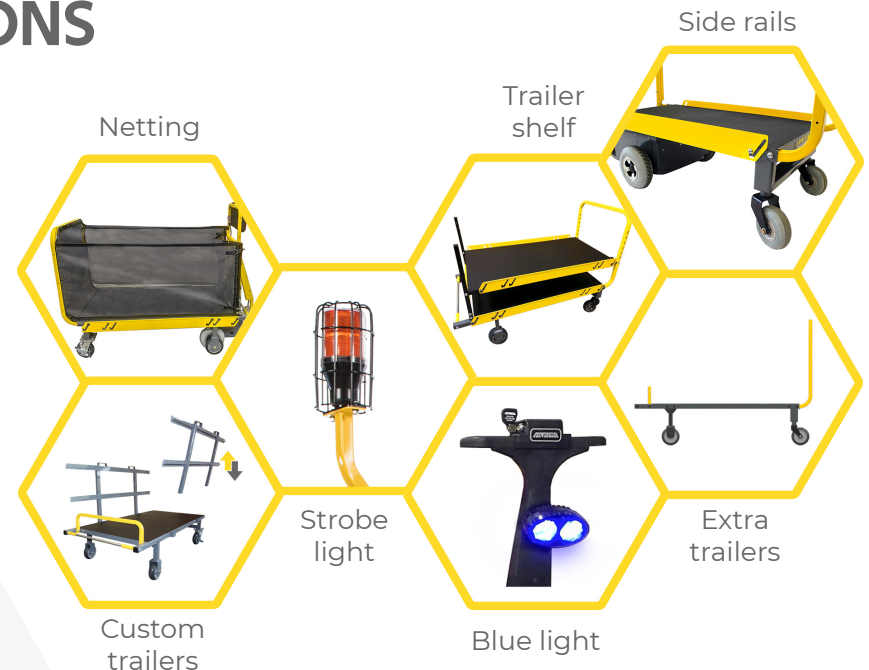
# DEX PRO+

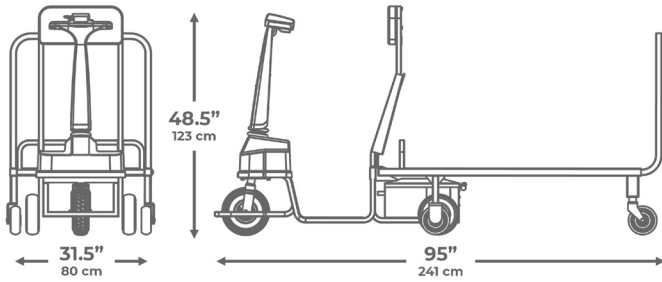
## One carrier, multiple trailers, endless operations

Dex Pro+ is equipped with a detachable trailer allowing the operator to either drop off, or pick up a payload. This is an extremely efficient solution when combined with multiple trailers around your facility. One carrier, multiple trailers, endless operations.

Whether you are attempting to haul heavy objects, a bunch of small boxes, or stock multiple trailers around your assembly plant, the Dex Pro+ was designed to help increase efficiency and is perfect for warehouse and manufacturing environments.


## ADD-ONS





## SPECIFICATIONS

<b>Overall dimensions</b>	95" L x 31.5" W x 48.5" H (241cm L x 80cm W x 123cm H)
<b>Standard trailer dimensions</b>	50" L x 30" W (127cm L x 76cm)
<b>Capacity</b>	1,100 lbs (498 kg) including rider
<b>Speed</b>	Variable 4 mph (6.4 kph) - programmable
<b>Peak power</b>	858 watts/1.15 hp
<b>Battery life</b>	8 hours, 30+ miles
<b>Battery</b>	Two 12-volt / 45 Ah batteries
<b>Battery indicator</b>	5 LED bars to show capacity
<b>Charging times</b>	7 hours @ recommended 50% DOD
<b>Charger DC output</b>	7 amp
<b>Charger AC input</b>	1.5 amp, charges in standard outlet
<b>Turning radius</b>	52.5" (134 cm)
<b>Max incline rating</b>	6° (10.5%) at 50% capacity 4° (7%) at 100% capacity
<b>Frame material</b>	Steel tubing
<b>Tires</b>	9" Rubber, solid foam filled
<b>Rider ergonomics</b>	Padded backrest



Pictured with customized trailer

# HIGHLIGHTS

