









# DEX PRO

## Go where other industrial vehicles cannot

Dex Pro is equipped with an affixed trailer, allowing the operator to move materials effortlessly. The size of this carrier makes it easy to maneuver in tight spaces and lets a singular employee cover more ground quickly.

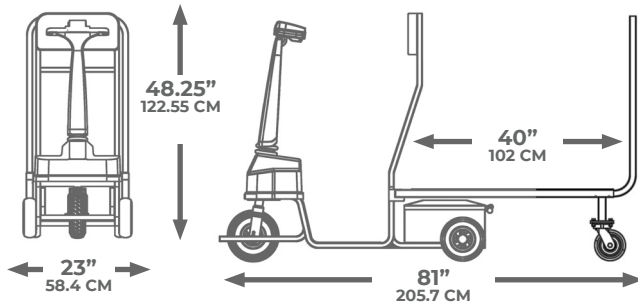
Whether you are attempting to haul heavy objects, a bunch of small boxes, or pick orders, the Dex Pro was designed to help increase efficiency and is perfect for warehouse and manufacturing environments.

## FEATURES

-  1,100 lbs (498 kg) capacity, including rider
-  24-volt battery system charges in a 110V outlet
-  Operates up to 30 miles on a full charge
-  Adjustable speed up to 4 mph (6.4 kph)  
*6 mph option available*
-  42.5" (108 cm) turning radius
-  Trailer bed size: 40" x 22" (102 cm x 56 cm)

## ADD-ONS





## SPECIFICATIONS

<b>Overall dimensions</b>	81" L x 23" W x 48.25" H 205.7cm L x 58.4cm W x 122.5cm H
<b>Deck dimensions</b>	40" L x 22" W (101cm L x 56cm W)
<b>Capacity</b>	1,100 lbs (498 kg) including rider
<b>Speed</b>	Variable 4 mph (6.4 kph) - programmable 6 mph (9.65 kph) option available
<b>Peak power</b>	858 watts/1.15 hp
<b>Battery life</b>	8 hours, 30+ miles
<b>Battery</b>	Two 12-volt / 45 Ah batteries
<b>Battery indicator</b>	5 LED bars to show capacity
<b>Charging times</b>	7 hours @ recommended 50% DOD
<b>Charger DC output</b>	7 amp
<b>Charger AC input</b>	1.5 amp, charges in standard outlet
<b>Turning radius</b>	42.5" (108 cm)
<b>Max incline rating</b>	6° (10.5%) at 50% capacity 4° (7%) at 100% capacity
<b>Frame material</b>	Steel tubing
<b>Tires</b>	9" Rubber, solid foam filled
<b>Rider ergonomics</b>	Padded backrest



# HIGHLIGHTS

