

A GUIDE TO INDUSTRIAL SECURITY

 Cisco-Eagle

shop talk

LIMIT WAREHOUSE VULNERABILITY

Methods and equipment for access control and industrial theft deterrence

www.cisco-eagle.com/secure

SECURE, SAFE WAREHOUSES

IMPROVE ORGANIZATION AND ACCESS CONTROL



Trust your people, but also protect valuable assets with secure storage and procedures. With the right layout, tracking systems and equipment, you'll make it harder on thieves without sacrificing access or work flow. Combine best practices like surveillance, careful hiring practices and a culture of honesty with access control and secure storage to keep your people and critical inventory safer.

—Tina, Employee-Owner Since 2012
Customer Sales & Service



Visit www.cisco-eagle.com/guides for many other material handling & safety guidebooks



Table of contents

Access control is the key	3
Secure pallet storage options	4
Dock/shipping/receiving security	5
Warehouse vulnerabilities	6
Wire security cages	7
Tool crib security cages	8
Dock door/driver cages	9
Pharmaceutical/DEA cages	10
Datacenter security cages	11
Cannabis security cages	11
Wire cage components/accessories	12
Inventory security cabinets	13
Folding security gates	14
About Cisco-Eagle	15

CONTROL STORAGE ACCESS



The cost of pilferage is higher than you think

Theft takes many forms, including product theft, fraud such as false damage claims for goods and false inventory and shipping counts. Pilferage also carries indirect costs. Higher insurance premiums, investigative costs, increased personnel turnover, reduced customer satisfaction are just a few examples.

Access is everything

Although product in trucks, on docks and shipping is vulnerable, storage areas are also at risk. To combat pilferage in these areas, small changes—primarily to access—can make the difference.

The main thing to understand about this is that access to your inventory should be guarded based on multiple factors:

1. Is it valuable? Is it easy to sell?
2. Is it small enough to be transportable?
3. Can it be easily concealed?
4. Can you segment it from stock that's not a target?

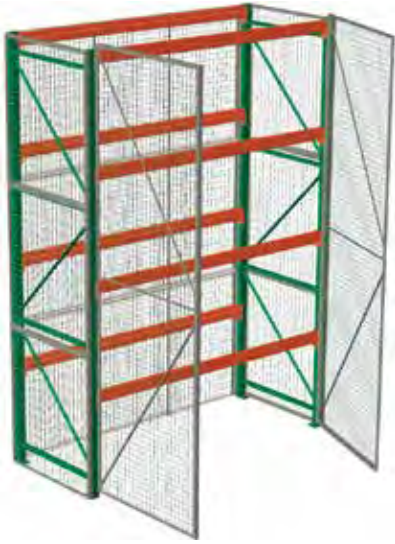
Limit access to those who need it

Workers from other departments have no business being in storage areas unless by assignment. If they aren't there to pick, count or replenish, why allow them in? Security is mostly about access, so the fewer people who can come close to desirable inventory, components or tools, the better.

- Keep desirable goods on upper rack levels where they aren't within easy reach. If a valuable commodity can be stored in wrapped pallets or sealed containers, leave it that way.
- Store vulnerable items behind lockable partitions, in secure racks, or in special cages. Designate areas for vulnerable and desirable goods.
- Control non-employee access to goods. If you have visitors, don't allow them unrestricted access to valuable inventory.
- Track workers in high value areas. Use area coded ID badges if necessary, and provide temporary assignment badges to visitors or workers doing special work in these storage zones.
- If possible, have only one entry and exit point for storage zones and put exit alarms on all other doorways to prevent goods from disappearing through other entry points.

SECURE PALLET RACK INVENTORY

WHAT METHODS CAN YOU USE TO SECURE STORED GOODS IN RACK BAYS?



WIRE RACK CAGES

Wire enclosures help reduce pilferage by restricting access. The enclosures consist of wire panels with steel framing that attaches to the pallet uprights on the row ends, across the pallet back (if pallet rows are not back to back), and hinged wire panel doors across the pallet bays to aid authorized access. Bays can be secured using locks that have the same key, or individually locked so that specific keys must be acquired. These cages allow you to control who accesses the rack—and when. Panels secure goods from theft, but also help keep items from falling off and creating a safety hazard. Choose swinging or sliding gates.

Visit www.cisco-eagle.com/racksecure for complete information.

SOLID ENCLOSURES WITH SCROLLING DOORS

Solid enclosures secure the load, but also conceal it from visual inspection. Only authorized individuals know the rack contents. Corrugated metal panels enclose the sides and back of the pallet rack. A rolling overhead panel door opens and closes to allow or lock access to goods. Specify for entire rack rows or individual bays depending on the level of security needed and division of storage space desired. Ideal for longer span hand loads, and storage areas where privacy is a concern. These enclosures also improve safety since goods cannot fall out of the rack space due to the fully enclosed sides, back and fronts of pallet bays.



Folding gates for aisle and rack bays

Another option is to install lockable folding gates at the end of rack aisles to control access to the area. This method will not work for DEA or controlled substance storage, but may be adequate for other secure inventory. Gates retract for access to the aisles for authorized personnel. You can also gate across the lowest level of a bay to restrict access to it.

DOCK AREA SECURITY



Above: driver cage helps retain drivers inside the warehouse, but do not allow them to roam.



Above: folding gates let you keep overhead doors open, but still allow a measure of security.

Reduce pilferage in the dock area

Since 87% of inventory losses occur at docks and shipping yards, dock doors play a critical security role. Intruders could enter the warehouse through open dock doors, so security is a big concern. The intruder might steal from stock, or employees. They could damage or vandalize equipment, take photos or otherwise endanger operations. Keeping unauthorized personnel starts at the dock doors.



Options for securing open dock doors

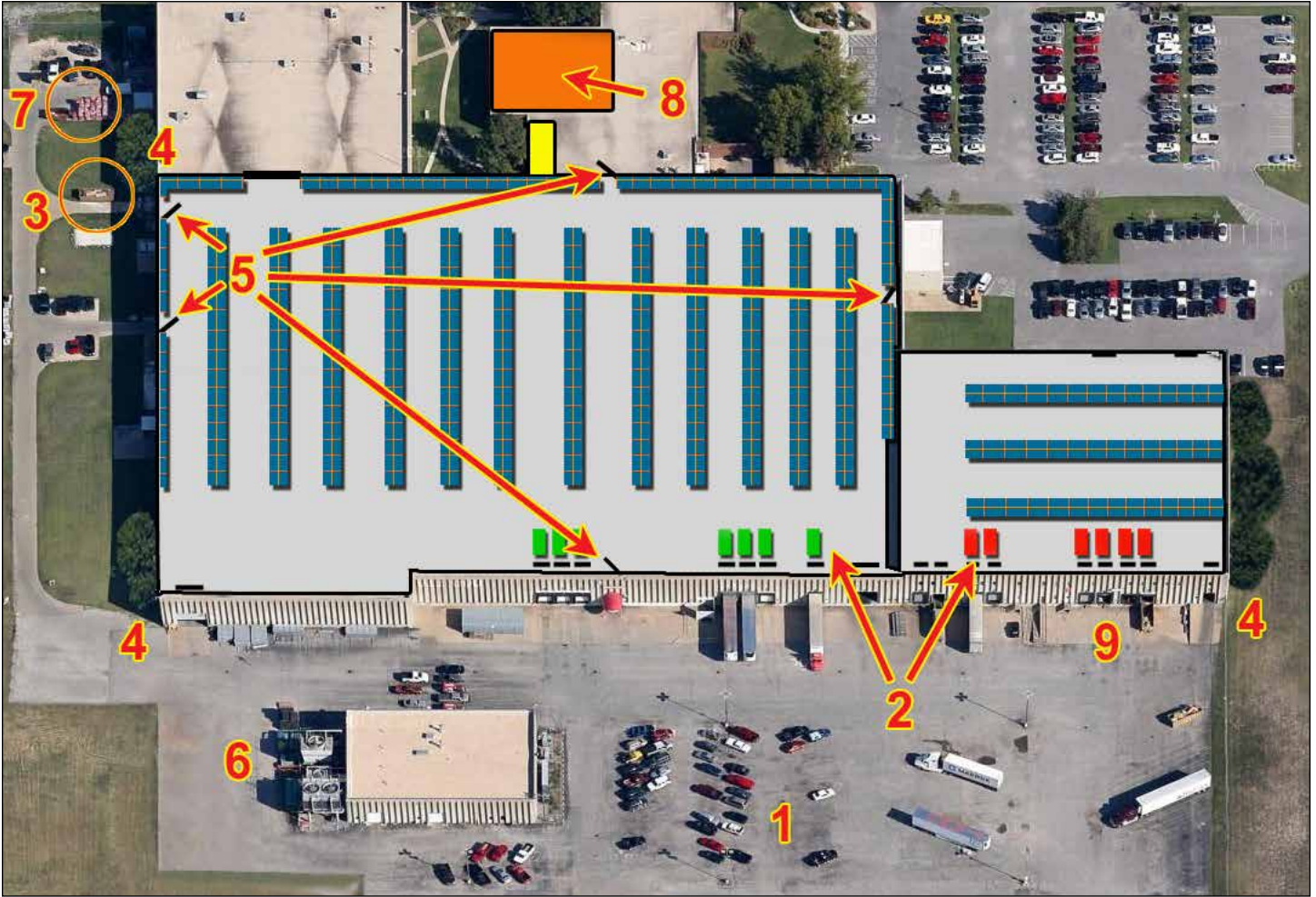
- Add economical folding security gates that easily move out of the way to allow fast access.
- High-speed doors that open & close quickly so that you have minimal exposure to outdoors.
- Mesh doors play a security role since they can be closed to fully deny entry, but still allow sunshine and fresh air flow.
- Driver cages can be installed at personnel doors. They allow people to enter the door, but confine them there until admitted.

DOCK DOOR SECURITY OPTIONS

As a critical security (and safety) point, dock doors should be a theft reduction and employee safety focal point. Door options include:

- **Leave doors closed.** This may not be an option for access, climate control or convenience reasons.
- **Leave doors open but guard them.** If people are constantly in the area and trained to identify and deal with unauthorized visitors, it can work.
- **Leave the doors open, but secure the openings.** There are several reasons to go this route, including climate, ease of access or because operational needs mandate it.

WAREHOUSE SECURITY FACTORS



POTENTIAL VULNERABILITIES FOR THIS WAREHOUSE

1. Employee parking is too close to shipping dock doors. This could promote product movement from vulnerable dock items to cars.
2. Shipping and receiving areas could be too close to each other. Suggest a barrier between the areas if possible.
3. Trash dumpster or scrap dumpsters are too close to entry/exit points, making pilferage easier.
4. Shrubby that may hide stolen stock is close to egress points at multiple points of this facility.
5. Too many egress points are unsecured (a total of 5 doors). Add driver cages or other security measures.
6. HVAC units aren't fenced or otherwise secured to help prevent hiding of stolen items. HVAC units are often raided for copper.
7. Unsecured, staged goods left outside awaiting a truck.
8. Restroom/trucker break room require that visitors cross warehouse from docks area to the back of the facility. Make the path as short as possible.
9. Dock doors are left open when a truck isn't present. Either close or use folding gates while trucks are not present at the docks.

WIRE SECURITY CAGES

shop **talk**



Wire security partitions are used in warehouse storage, retail, data centers, evidence areas and other areas where you need to secure high-value inventory, tools or equipment. Since we've installed thousands of cages in most every industry, Cisco-Eagle can help you with custom layouts and configurations.

—Taylor, Employee-Owner Since 2012
Strategic Sales Director



Visit www.cisco-eagle.com/partitions for configurations and detailed information



Warehouse security cages in almost any size, shape or configuration

Use heavy-duty wire cages for secure storage, safety, and to separate areas in a facility. Built tough with a mesh/panel system bolted to steel posts for rigidity. Ideal for warehouse storage & maintenance, tool cribs, datacenter, controlled substance and inventory applications. Wire mesh wall and ceiling panels are interchangeable and modular, which simplifies relocation and layout changes.

- Configure with or without ceilings
- Use sliding or hinged gates
- A broad variety of locking options



TOOL CRIB SECURITY



Tools, dies and materials are at risk

Tools are a bad combination of concealable, removable, available and valuable. Many expensive tools can fit in a coat pocket. This makes them a pilferage target.

The “10/10/80 rule”

Fraud experts say there is a “10/10/80 rule” for employee theft: 10% of employees never steal, while 10% will steal when possible. 80% can be motivated to steal—or not.

A culture of fairness is your first defense

People who believe the company acts in good faith are less likely to steal than people who think the company is unfair. They could be motivated by financial pressures, personal debt or other outside forces you can't control, but fairness makes them less likely to act.

A culture of security is critical

Don't assume people know what to do when they see theft. Consider rewards for pilferage reporting. Conduct inventory audits to detect shrinkage. Work with tool crib attendants to create a security policy that targets your worst vulnerabilities.

Limit access to tools and dies

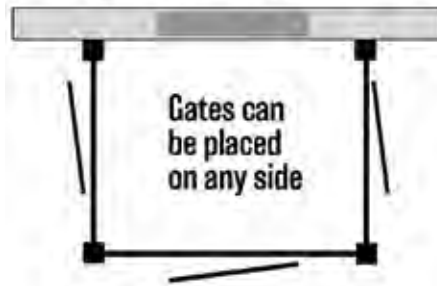
Protecting tools should focus on limiting access for that majority of employees who aren't inherently dishonest, but might steal under the right circumstances.

- Use lockable modular cabinets and containers
- Ensure employees lock their personal tool boxes
- Utilize wire security cages for expensive inventory/tools that must be protected
- Use tool/die vending machines
- Deploy camera systems and be sure employees know that you have them. Visibility mirrors are a good deterrent. You can also purchase “fake” cameras that lead people to believe an area is being monitored

DOCK DOOR SECURITY CAGES

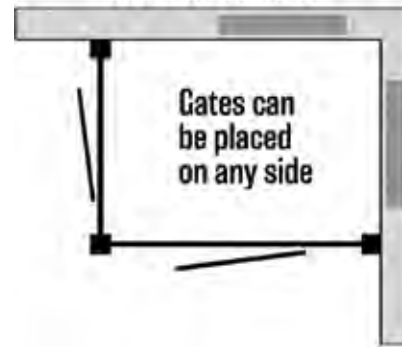


3-side cages enclose doors against a flat wall



3-side cages are a common application to fully enclose a dock entry door.

2-side cages enclose doors on corners



2-side cages can serve as security for doors at corners or set on another structural enclosure.

Visit www.cisco-eagle.com/drivercage for specs and detailed information

Control who enters your dock doors

Driver Security Cages (also called man traps, dock cages and partitions) allow visitors access to the warehouse without allowing them access to your stored inventory, tool cribs or workcells.

Visitors can enter the door, but can't get out of the cage itself, which allows you to decide whom to admit—and when. Customize these cages with service windows, benches, push bars, ceilings and more to make guest access control and monitoring easier.

Safety and security

Truckers, salespeople and others can easily walk all through the warehouse. Everything along these routes is at risk, and the safety of those guests may also be threatened in forklift aisles and other areas. Because access control is critical to both safety and security, a busy shipping/receiving operation should control this critical point of visitor entry/exit.

DRIVER CAGE ACCESSORIES



Hinged door pushbars let your staff instantly open a locked door for access.



For additional security, a heavy, 10-gauge wire can be added to the access cage.



Provide visitor seating with anchored, heavy-duty, 10-gauge steel benches (4', 6' & 8' lengths).



Lockable, slide up service windows allow interaction with visitors.

DEA & EVIDENCE CAGES



These cages are ideal for pharmaceutical manufacturing, evidence storage, dispensaries, hospitals, clinics, medical facilities, warehouses and distribution centers. They mount flush to floor and feature self-closing and self-locking doors. You can specify virtually any size or configuration—call today for assistance.

—Peter, Employee-Owner
Account Executive

shop **talk**




Controlled substance cage standards

- Doors must be self-locking and self-closing. A number of compliant options are available.
- Walls must be built with at least No. 10 steel fabric with openings no larger than 2-1/2" across the square. Steel posts must be no more than 10' apart with horizontal reinforcement required.
- Walls must be mounted to posts of at least 1" diameter, bolted to the floor.
- Ceilings must be built of the same materials as walls, and built to reach the building's structural ceiling.
- Our cages use a stacked panel design that can reach nearly any height. Most enclosures can be built from standard modular parts. We can create custom applications and can handle any special requirements.
- Panels must be flush to the floor. Modifying the hole layout on stock posts eliminates the sweep space and allows the panels to mount flush.
- The D.E.A. requires that all mounting hardware be brazed, pinned, or tack welded in place.



Right: panels are mounted flush to the floor.



Hardware is inaccessible from the outside and are brazed or tack welded after installation.

MORE PARTITION APPLICATIONS

SERVER & DATACENTER SECURITY



Data centers, server farms and other technical areas are all vulnerable security points with a driving need to control access. Companies have millions of dollars of digital assets on servers and often depend on just a locked room to keep them safe.



Servers and other information system equipment should be locked and access controlled. Wire mesh partitions are perfect because they can fit nearly any configuration from a continuous long wall to doors between blade server racks to secure access.

Visit www.cisco-eagle.com/servercage for information and assistance

VERTICAL FARMING & DISPENSARY SECURITY

Security is critical for cannabis cultivation and processing operations

Cannabis is a prime pilferage target because it's valuable, desirable and concealable. Given the value per ounce, you must factor security into every aspect of your operation from seed to sell. We help companies build compliant, high-security cages for pharmaceuticals and controlled substances that comply with regulations and create a safer, more secure facility.



ACCESSORIES

SECURITY CAGE GATES



Hinged gates: single 3' or 4' wide by 7' 3-1/4" high. Double doors are 6' or 8' wide. Dutch doors— Two separate operating doors—in the same size. **Sliding gates:** 3', 4', 5', 6', 8', or 10' widths in full 8' or 10' heights. **Tunnel doors** are made to order.

MESH STYLES & OPTIONS

Woven Wire Mesh

WireCrafters style 840 signature wire mesh is 10-gauge wire, woven into a 2" x 1" rectangular mesh. 6-gauge woven wire is 2" x 2" square mesh—our strongest. 8-gauge woven wire: 1-1/2" x 1-1/2". 10-gauge woven wire: 3/4" x 3/4" square mesh often used in pharmaceutical applications. 12-gauge: 1/2" x 1/2" square mesh is commonly requested by the government and used for financial security applications.



Welded wire mesh

Welded wire mesh: wires are welded together at every wire intersection. It's lighter because the wires are not crimped as in woven wire, and uses less wire. With every wire welded to the next, cut outs can be made and the mesh never loses its shape. 10-gauge welded wire in a 2" x 2" square mesh is our most popular mesh. 10-gauge welded wire is 1-1/4" x 2-1/2" rectangular mesh used in machine guards and rack back applications.



Wire cage lock options

- Standard door locks have key access on one side and a recessed thumb turn knob on the other.

- 5-button coded access locks are only used on hinged doors and work with a code or key entry.



- Biometric reader and keypad reads a finger print or receives a lock code. Specify sliding or hinged gate.

- 10-digit keypad lock is used in conjunction with the electric strike lock or electro-magnetic lock to secure doors.



- Coded card reader activates an electric strike or magnetic lock when it detects a coded card; wave card in front of the sensor for access.

- Electro-magnetic locks magnetically seal doors. Used on sliding doors and in conjunction with a card code reader, ten-digit key pad or a remote push button.

- Electric strike lock opens when activated by an encoded card reader, 10-digit key pad or remote push button.

- Battery-operated keyless entry with 10-digit number pad allows use of either key or personal code to open locks.



- Deadbolt locks are concealed and self-locking.

- Push bar runs the full width of a hinged door and allows personnel to instantly open a locked door for access.

INVENTORY SECURITY



Goods are at their most vulnerable when being loaded and unloaded. Stored high in a rack bay, locked into a cage, sitting in bins with lots of pickers around or snug inside a carousel make inventory safer than at vulnerable staging area or receiving docks. Securing your stock on the spot reduces opportunities for thieves, but fast putaway is even better.

—Ross, Employee-Owner Since 2020
Account Executive



SMALL, MOBILE CONFIGURABLE CAGES



Small footprint & mobile security cages

Heavy-gauge open-wire construction keeps contents visible for quick inventory checks. Full-access double doors swing out at approximately 270° and feature a quick-action locking mechanism with hasps for a padlock. Choose stationary, mobile or smaller countertop security cages.



High-visibility bulk lockers come in a variety of configurations for gear and equipment storage. Full ventilation helps prevent mold, corrosion and rust.



Loss prevention cabinets secure inventory where you store it easily and quickly - whether on the sales floor, in the back room, or the warehouse.



Security cabinets include a wide range of shop, office and industrial models, ranging from simple shelf cabinets to modular/dividable drawers and high-security industrial heavyweight models.



FOLDING SECURITY GATES



Dock door access is probably the most common way to use folding gates in a warehouse setting, but you can also install them at the ends of a secure rack aisle, as additional door security or inside secure rooms.

—Steve, Employee-Owner Since 2018
Web Sales & Service



Secure loading docks, garage and service doors, hallways and entrances without sacrificing access, visibility or air circulation. You control who comes and goes while maintaining visibility and the ability to quickly open and close your gate. Increased security means less theft and reduced loss prevention costs. Gates lock with padlock hasp. Easily installed; mounting brackets are included.

Visit www.cisco-eagle.com/foldgates for specs, pricing & expert assistance



Portable gates

Instant, mobile security whenever needed. They expand and lock to close off almost any opening. Fold up, roll away and use to secure a variety of openings or other areas.



Door gates

Door gates fit smaller door openings less than 48". They can be mounted on the left or right side, in the casing or on the door facing, inside or outside the jamb.



Double and single gates

These are the gates you use to secure dock doors and other openings from 3' to 22'. Built with steel webbing for air circulation and visibility during the day and tight security around the clock. Pivot 180° on their mountings - completely out of the way, leaving the opening free of obstructions.

WHY CISCO-EAGLE?



Since all our employee-owners own shares and are empowered to make decisions that help our customers succeed, we go to lengths to take care of you!

—Missy, Employee-Owner Since 2013
Web Sales & Service



Dedicated to Partnership

You can count on us to put in the time and energy to become your trusted partner—the people you can trust to handle your business in such a way that you won't have to worry.

Big-Company Resources, Small-Company Service

Most companies in this industry are either small, specialized local companies or large international manufacturers. As a mid-size company, Cisco-Eagle is uniquely positioned to combine deep resources and focused customer service.

Exceptional Service by Employee-Owners

Our employees all own shares and consider each other partners. We have an owner mindset, which means we'll work to be sure you're satisfied. Our employees stay at Cisco-Eagle twice the national average, meaning we retain key players for your future needs.

50 Years of Experience and Stability

Companies come and go on economic tides. With 50 years of performance, you can count on Cisco-Eagle to deliver for you today, tomorrow and in a decade.

Relentless Customer Service

Without working with a company, it's impossible to say whether it's good at service. We release our customer ratings so you can read what real customers say about us.

Innovative Project & System Engineering

We maintain a fully-staffed systems integration team that handles simultaneous complex material handling projects.

Field Services Teams

Our in-house conveyor and material handling technicians are available 24/7. Few of our competitors can combine the ability to design, sell and service projects in-house.

Warehouse Safety Systems

We help companies utilize equipment, technology and processes to increase employee safety in industrial environments.

Documented Safety Compliance

Modern companies demand documented safety procedures for their contractors, and we offer quick compliance. We can submit detailed safety plans to comply with third-party certification services such as ISNetwork.

Strategic Manufacturing Partnerships

Few competitors can match our buying power or influence with key manufacturers or subcontractors who can make or break a project.

A Website for Modern Needs

Most companies see their websites as nothing more than electronic lead generators, but we provide significant informational resources, tools, downloads, videos and more.

QUICK FACTS

- Founded in 1970.
- An atmosphere of individual initiative and creativity with a culture that nurtures the family lives of employee-owners.
- We are all partners in Cisco-Eagle. Every employee owns shares in the company.
- Multifaceted customer base in manufacturing and distribution, including most every industrial segment.
- Customers in every U.S. state and over 70 countries.
- Headquartered in Dallas; major offices and sales offices in multiple states.