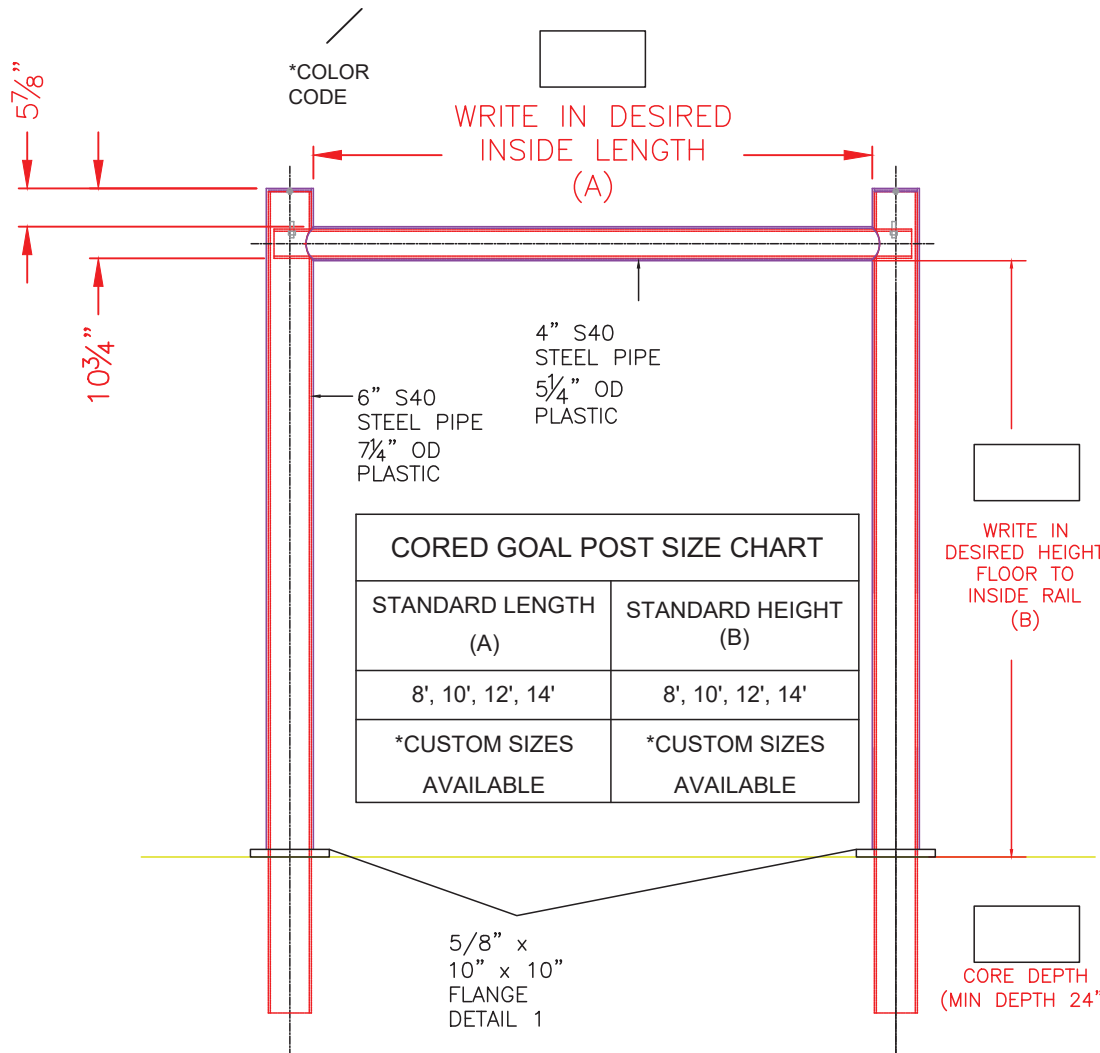




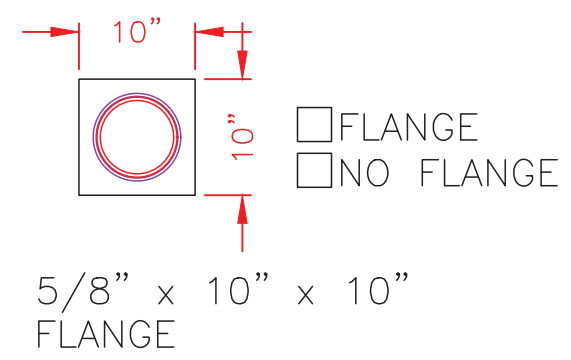
IDEAL SHIELD
CORED GOAL POST
PART# GP-YL-WIDTH-HEIGHT-C-CORE DEPTH



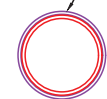
CORED GOAL POST SIZE CHART	
STANDARD LENGTH (A)	STANDARD HEIGHT (B)
8', 10', 12', 14'	8', 10', 12', 14'
*CUSTOM SIZES AVAILABLE	*CUSTOM SIZES AVAILABLE

QTY.

DETAIL 1



YES STEEL FLOOR SLEEVE (7" ROUND)
NO



SPECIAL INSTRUCTIONS:

THIS DRAWING AND ALL THE INFORMATION THEREON IS THE PROPERTY OF THE IDEAL SHIELD. IS CONFIDENTIAL AND MUST NOT BE MADE PUBLIC, NOR COPIED, NOR USED, TO THE DISADVANTAGE OF SAID IDEAL SHIELD AND IS SUBJECT TO RETURN ON DEMAND.
COPYRIGHT 2003 IDEAL SHIELD

NO.	REVISIONS	DATE	APPROVED

idealSHIELD
2525 Clark St.
Detroit, MI 48209

PROJECT

CUSTOMER

DESCRIPTION
CORED GOAL POST

DESIGNED BY D.P.	APPROVED BY	DATE
PROJECT NO. -		SCALE NA
DRAWN BY		DRAWING NO.
MATERIAL PIPE & PLASTIC	SHEET 1	OF 1