


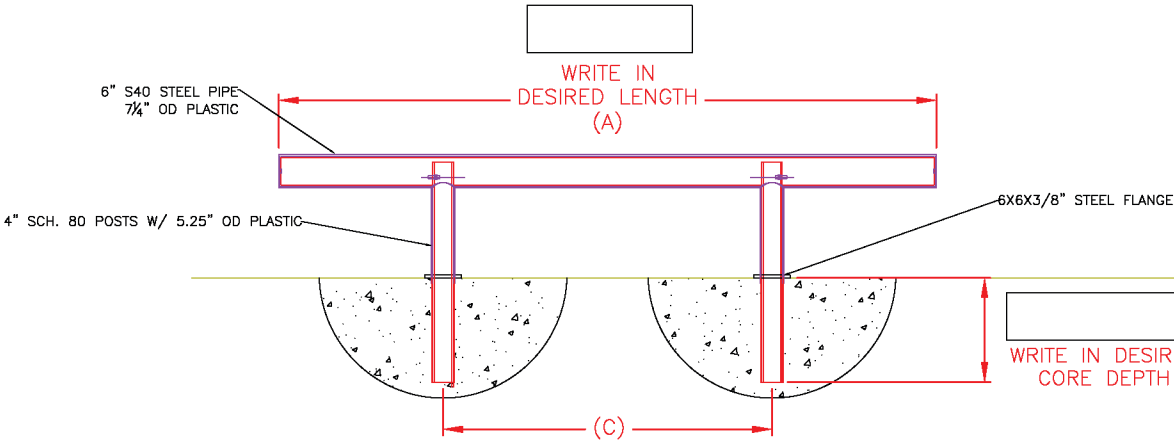


CORED ONE LINE DROP IN HEAVY GUARDRAIL  
PART#: HGR-1-LENGTH-HEIGHT-CORED

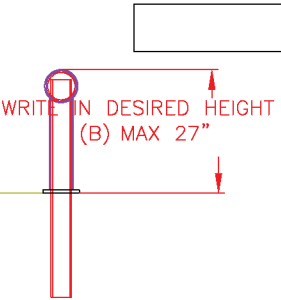
ONE LINE HEAVY GUARDRAIL SIZE CHART		
STANDARD LENGTH (A)	STANDARD HEIGHT (B)	POST TO POST LENGTH (C)
4'-0"	14.75", 27"	2'-0"
6'-0"	14.75", 27"	3'-0"
8'-0"	14.75", 27"	4'-0"
10'-0"	14.75", 27"	5'-0"
12'-0"	14.75", 27"	6'-0"
CUSTOM	CUSTOM - LOWER THAN 27"	(C)=(A)/2



TOP VIEW

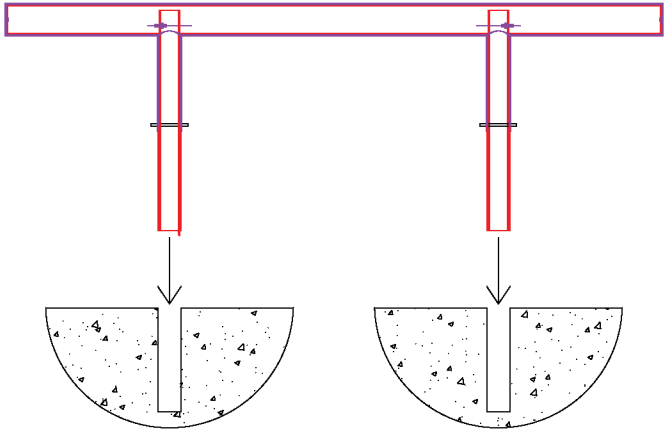


FRONT VIEW



SIDE VIEW

# INSTALLATION



EASY INSTALLATION:  
FOR INSTALLATION CORE 6"-8"  
INTO CONCRETE(TYPICALLY  
DEPTH OF CONCRETE) WITH  
5 1/8" DRILL BIT AND DROP IN  
PRODUCT.

SPECIAL INSTRUCTIONS:

qty.

NO.	REVISIONS	DATE	APPROVED

PROJECT	CUSTOMER	DESCRIPTION	DRAWN BY:	APPROVED BY:	DATE
			DP		
			PROJECT NO.:		SCALE:
			FINISH:		DRAWING NO.:
			MATERIAL:		SHEET
			STEEL & HDPE PLASTIC		1 OF 1

HEAVY GUARDRAIL  
CORE AND DROP