


### It's About the Case

#### **Square Cases! No Jams!**

Square cases are the key to successful secondary packaging. Lantech Case Sealers are the key to square cases.



Tape version shown, Hotmelt also available.  
Image shown may not reflect final control and electrical cabinet placement.

#### **Why Square Cases Matter**

Square cases pack better, stack better, and protect better. They provide the structural integrity to deliver the performance their designer intended.

Fact: cases lose 30% of their stacking strength if their sides are not aligned.

There are barriers to erecting square cases. Thinner corrugated, temperature and humidity changes, and variations in case blanks can cause cases to be "unsquared" or lead to machine jams.

Lantech Case Sealers overcome these barriers through precise case management and 100% control of cases throughout the entire sealing process, ensuring your cases perform as designed and are produced with maximum efficiency.

**Square cases work better!**



#### **How Lantech Case Sealers Make Square Cases**

Controlling the case throughout the sealing process is the secret to keeping the case square.


Lantech case sealers establish control immediately when the case enters the machine into spring loaded side belts.

Our 2 stage flap folding system ensures the leading top flap folds at the score line. Stage 2 folds the flap perpendicular to the case so the top side flaps will be horizontal when they are closed.


The trailing top flap is precisely folded, whereafter the long flap folding system folds the top side flaps and hold them down to be sealed in that position.

Lantech case sealers preserve the effort and investment you have made in sealing a case properly.

Precision + Control = Square Cases



**CONTROLLED CASE TRANSPORT**  
Spring loaded side belts take over the case at the infeed side. The spring load functionality deals with tolerances in case width.



**TAPE CLOSING VERSION**  
In the top closing section the case is kept under control during taping of the top flaps. After the outer flaps are folded over the inner flaps tape is applied on the outer flaps.




**PRE FOLDING THE SHORT FLAP**  
Wide and thin corrugated cases can be handled because of pre folding the first short flap. This helps avoiding packaging damage and improves the reliability of your packaging process.



**HOTMELT CLOSING VERSION**  
During the folding process hotmelt is applied on the two inner flaps. Directly after this the outer flaps are folded and glued to the inner flaps.




**TOP CLOSING**  
The side belts transport the case underneath special designed stainless steel curves. Due to the movement the long flaps close perfectly.



**EASY TAPE CHANGE**  
Changing the Tape Head is fast and safe. The operator can change the tape by lifting the tape head from the unit, apply a new roll and bring it back in position without using tools.

Specifications

CRITERIA	CS-1000 TAPE	CS-1000 HOTMELT
Speed	30 cases per minute Options and application can change the speed	30 cases per minute Options and application can change the speed
Minimum Case Outer Dimensions	200 mm L x 150 mm W x 120 mm C (7 7/8" L x 5 7/8" W x 4 4/5" C)	200 mm L x 150 mm W x 120 mm C (7 7/8" L x 5 7/8" W x 4 4/5" C)
Maximum Case Outer Dimensions	650 mm L x 510 mm W x 500 mm C (25 3/5" L x 20" W x 19 7/10" C)	500 mm L x 510 mm W x 500 mm C (19 7/10" L x 20" W x 19 7/10" C)
Case Type	RSC, HSC, FEFCO 0200/0201	RSC, HSC, FEFCO 0200/0201
Flute Type	B, C, E	B, C, E
Wall Type	Single and Double Wall	Single and Double Wall
Standard Sealing Device	Lantech® TH-Series Tape Head	Robatech/Nordson
Dimensions - Machine	1831 mm L x 955 mm W x 1800 mm H (72" L x 37 3/5" W x 70 7/8" H)	1830 mm L x 955 mm W x 1800 mm H (72" L x 37 3/5" W x 70 7/8" H)
Weight - Machine	425 Kg	475 Kg
Electrical Service Choices	3L-PE-400V-50Hz-Neutral 230V, 3-ph, 60Hz, Wye w/Ground	3L-PE-400V-50Hz-Neutral 230V, 3-ph, 60Hz, Wye w/Ground
Pneumatics	6 Bar (80 PSI)	6 Bar (80 PSI)



\*Right side outfeed shown, left hand version available.  
\*Image shown may not reflect final control and electrical cabinet placement.

