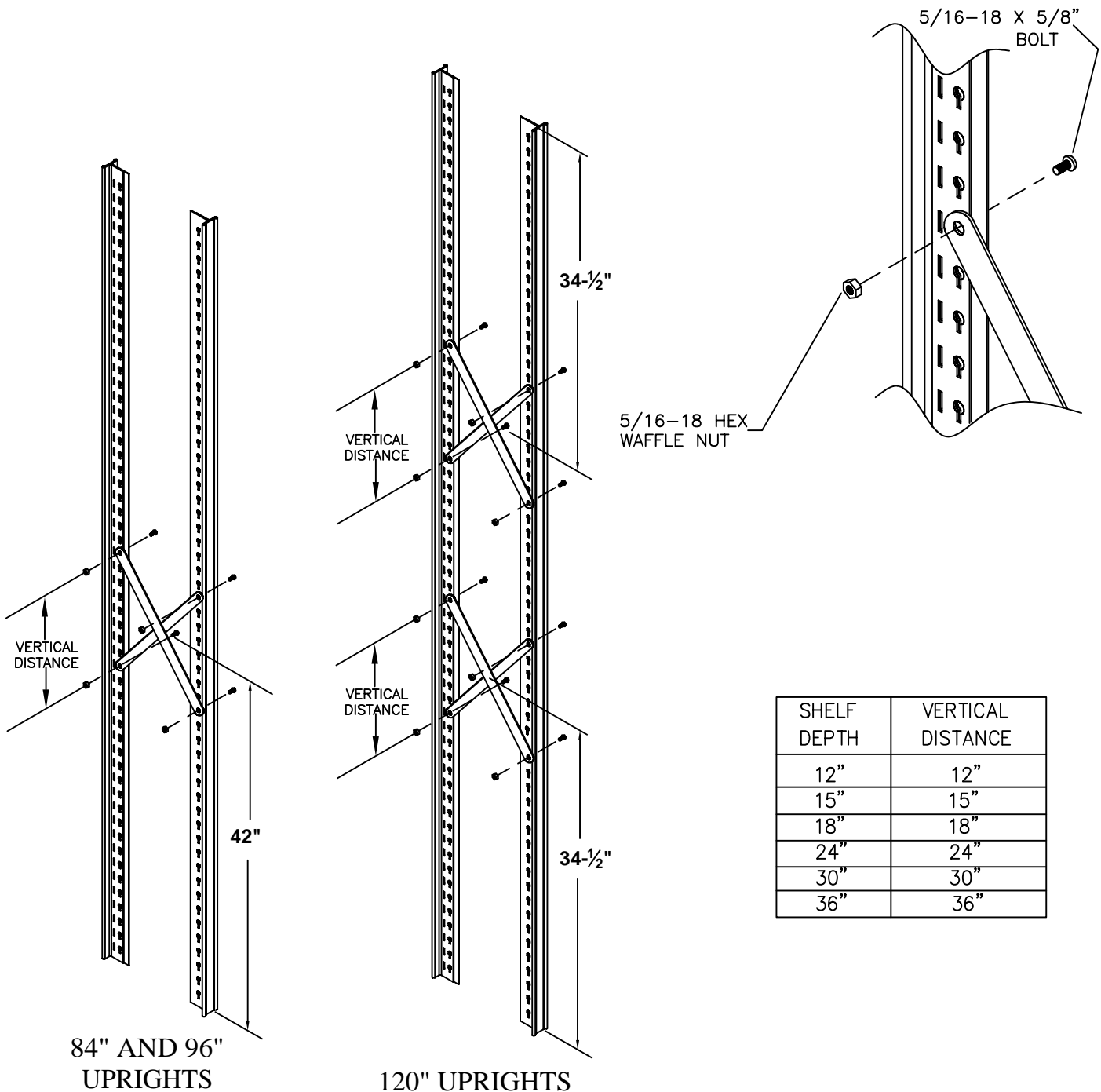


ASSEMBLY SEQUENCE

STEP 1 ASSEMBLE OPEN UPRIGHTS



IN NEED OF

ASSEMBLY ASSISTANCE?

Contact us direct for fast friendly service (800) 433-8488

Int'l calls (630) 892-8941 | WEB: WWW.LYONWORKSPACE.COM | Fax (800) 367-6681

ASSEMBLY INSTRUCTIONS
LYON SINGLE LEVEL
8000 SERIES OPEN
SHELVING

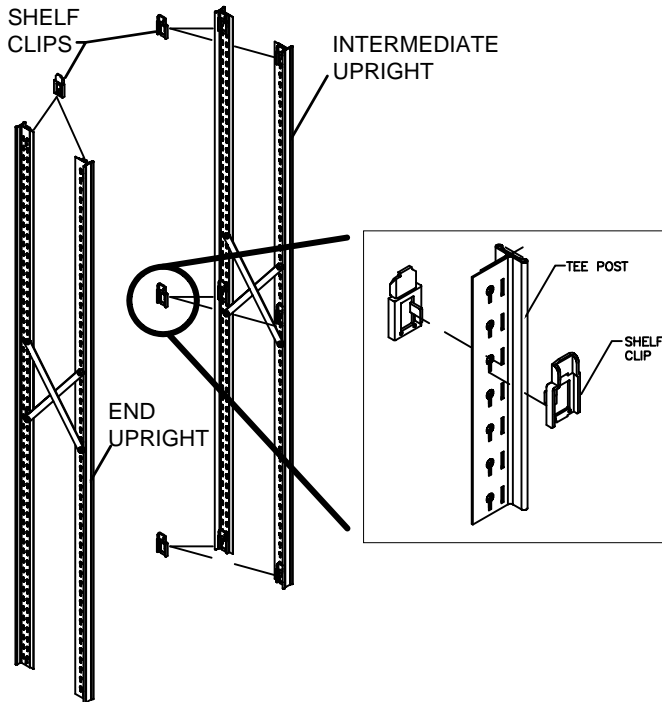
LYON  LYON WORKSPACE PRODUCTS
P.O. BOX 671
AURORA, IL 60507

9307DA

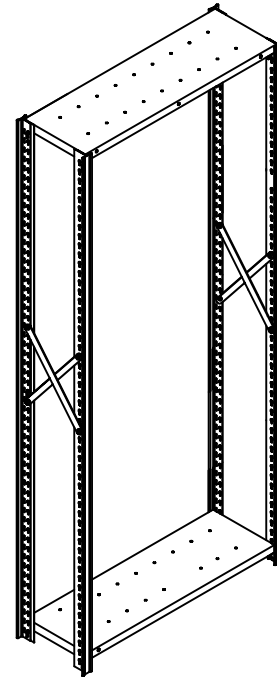
SHEET 1 OF 3

ASSEMBLY SEQUENCE

STEP 2 ASSEMBLE SHELF CLIPS TO POSTS



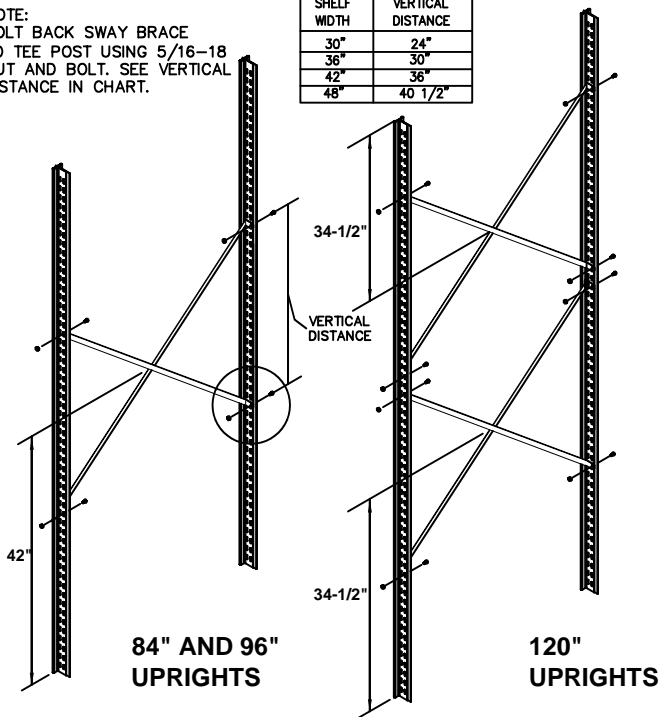
STEP 3 ASSEMBLE TOP AND BOTTOM SHELVES TO FRAME UNIT



STEP 4 BOLT BACK SWAY BRACE TO REAR POSTS. BACK TO BACK SECTIONS WILL SHARE A BRACE.

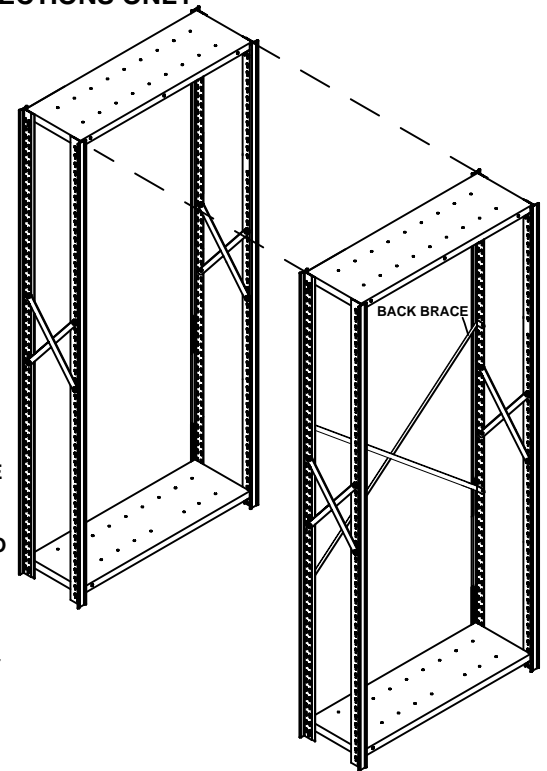
NOTE:
BOLT BACK SWAY BRACE
TO TEE POST USING 5/16-18
NUT AND BOLT. SEE VERTICAL
DISTANCE IN CHART.

SHELF WIDTH	VERTICAL DISTANCE
30"	24"
36"	30"
42"	36"
48"	40 1/2"



STEP 4A ASSEMBLY USED FOR BACK TO BACK SECTIONS ONLY

IN BACK TO
BACK SECTIONS,
TWO SECTIONS
ARE PLACED
TOGETHER AND
WILL SHARE THE
BACK BRACE.
BACK BRACES
SHOULD BE
ALTERNATED
FROM ONE ROW
TO THE OTHER
AND END TIE
CLIPS ARE TO BE
USED AS SHOWN
IN DETAIL 5. END
TIE CLIPS ARE TO
BE USED
TYPICALLY ON
ALL END
UPRIGHTS AND
AT LEAST EVERY
THIRD
INTERMEDIATE
UPRIGHT IN THE
RUN



IN NEED OF ASSEMBLY ASSISTANCE?

Contact us direct for fast friendly service (800) 433-8488

Int'l calls (630) 892-8941 | WEB: WWW.LYONWORKSPACE.COM | Fax (800) 367-6681

ASSEMBLY INSTRUCTIONS
FOR LYON SINGLE LEVEL
8000 SERIES OPEN
SHELVING

LYON LYON WORKSPACE PRODUCTS
P.O. BOX 671
AURORA, IL 60507

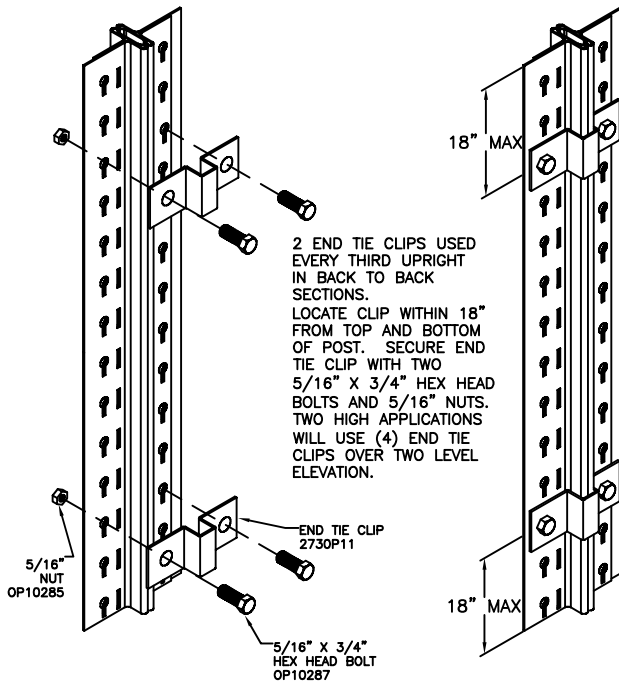
9307DA

SHEET 2 OF 3

ASSEMBLY SEQUENCE

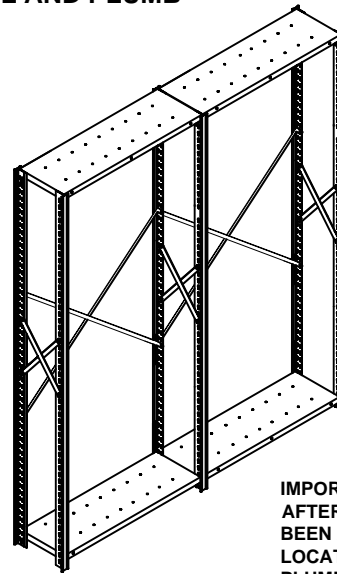
STEP 5

END TIE CLIP ASSEMBLY ONLY FOR
BACK TO BACK SECTIONS



STEP 6

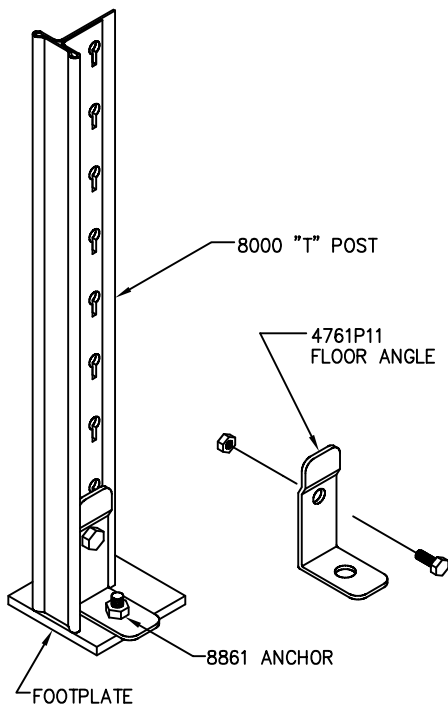
LEVEL AND PLUMB



IMPORTANT NOTE:
AFTER A ROW OF SHELVING HAS
BEEN ASSEMBLED AND ACCURATELY
LOCATED, CAREFULLY LEVEL AND
PLUMB THE UNITS AS REQUIRED. DO
THIS BY PLACING ONE OR MORE
FLOOR PLATES/SHIMS UNDER EACH
UPRIGHT POST WHERE REQUIRED.

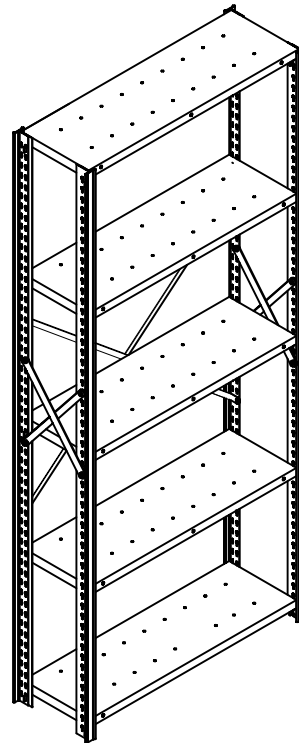
STEP 7

ANCHOR POSTS TO FLOOR



STEP 8

FILL IN REMAINDER OF SHELVES WITHIN SECTION



IN NEED OF

ASSEMBLY ASSISTANCE?

Contact us direct for fast friendly service (800) 433-8488

Int'l calls (630) 892-8941 | WEB: WWW.LYONWORKSPACE.COM | Fax (800) 367-6681

ASSEMBLY INSTRUCTIONS
FOR LYON SINGLE LEVEL
8000 SERIES OPEN
SHELVING

LYON  LYON WORKSPACE PRODUCTS
P.O. BOX 671
AURORA, IL 60507

9307DA

SHEET 3 OF 3