



SAFESTOP GROUNDBARRIER

INNOVATIVE GUARDRAILS
KEEP YOUR PEOPLE SAFE



Strong uprights and flexible rails
provide ultimate stopping power

THE MCCUE DIFFERENCE

HI, WE'RE MCCUE & WE MAKE SAFETY EASY!

Our innovative, impact-tested barriers safely stop fast-moving material handling vehicles — protecting your people and your facility. With engineered materials that work together, we're revolutionizing safety barrier innovation with these three principles:



SAFER IMPACTS

Strong, floor-mounted rail designed to bring heavy trucks to a stop.



SHOCK ABSORPTION

Absorbs impacts — with limited deflection — to keep your people safe.



EASY INSTALL

Simple install with standard hardware and tools.

**KEEP YOUR OPERATIONS SAFE AND YOUR WORKFORCE SAFER
WITH THE WORLD'S MOST ADVANCED SAFETY BARRIERS**




McCue

MODULAR DESIGN:
Modular posts and rails allow for endless configurations.

IMPACT ABSORBING:
Proprietary rail connection provides unparalleled impact absorbency.

POST & RAIL STRENGTH:
Industry-leading upright strength from shock-absorbing post technology.





SAFESTOP GROUNDBARRIER



Introducing **SafeStop GroundBarrier**, a flush-mounted safety barrier that protects people, floors, and facilities. Its combined shock-absorbent materials give it the ability to slow and stop material handling equipment — ensuring the safety of your employees and the integrity of your concrete floors. With the added options of PedestrianBarrier or GuardRail for extra stopping power, keeping your facility safe has never been easier.

HOW IT WORKS

GroundBarrier is packed full of innovative technology to safely stop heavy machinery. Upon impact, its reinforced uprights offer strength while its shock-absorbing rails flex to dissipate impact energy — keeping your operators, forklifts, and facility safe.

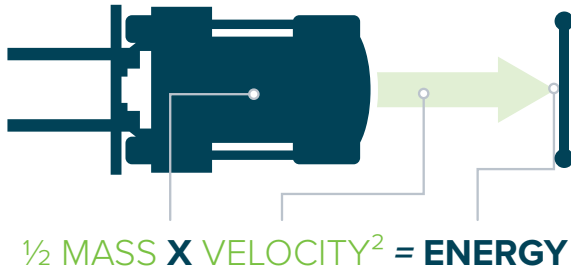


* PATENTS PENDING



IMPACT *TESTING*

Rigorous product testing at the highest standard.



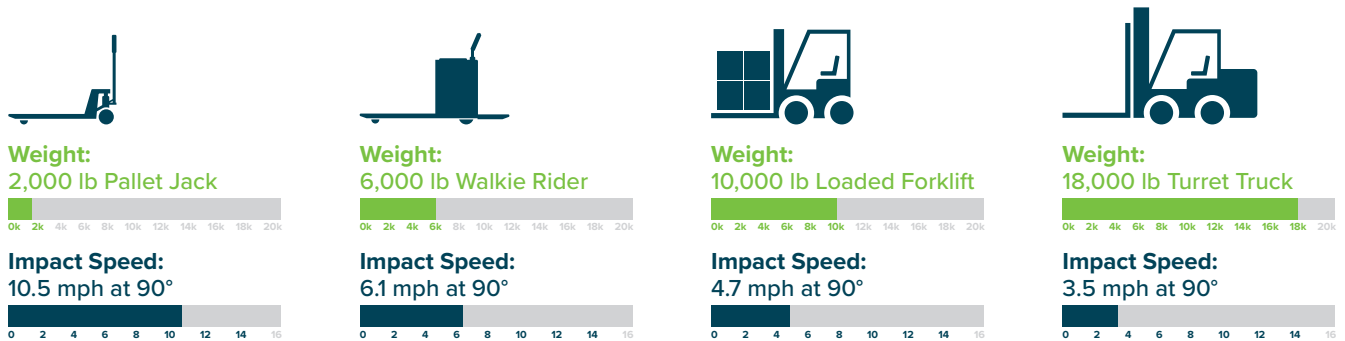
Ultimate Strength Rating
7,376 ft-lbs (10,000 J)

x

8,755 lbs (3971 kg) 5.02 mph (8.08 kmh)

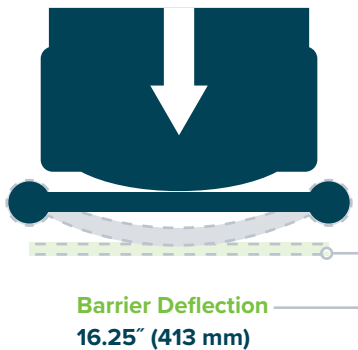
90°	7,376 ft-lbs	10,000 J	45°	10,432 ft-lbs	14,144 J	30°	14,751 ft-lbs	20,000 J
-----	--------------	----------	-----	---------------	----------	-----	---------------	----------

WHAT DOES 7,376 FT LBS (10,000 J) MEAN TO YOU?



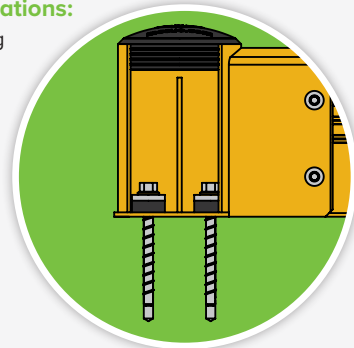
MATERIAL *PROPERTIES*

BARRIER DEFLECTION:



Anchor Specifications:

A shock-absorbing anchor system protects both the anchors and the floor.



	Working Temperatures	32°F-130°F (0°C-54°C)
	Toxicity	Not Hazardous

	Flammability	Does Not Easily Ignite
	REACH / RSCA / DSL	Compliant

* PATENTS PENDING

SAFESTOP **GROUND BARRIER**

SafeStop GroundBarrier

Hardware included.

