

Job: _____

Item: _____

Quantity: _____

Tube Frame Pallets

- All-welded construction.
 - Fireproof
 - Recyclable
 - Metal Detectable
- Sealed tube, all welded frame construction

The base is constructed out of 3/4" x 3 3/8" pallet base, risers are constructed out of 2" x 2" x .2175" wall tubing.

The top framework and laterals are constructed out of 1" x 3" x .09" wall tubing.
- Four-way pallets.
- Lifetime Guarantee against rust and corrosion.

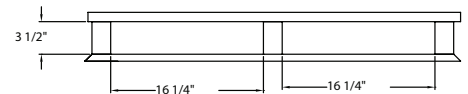
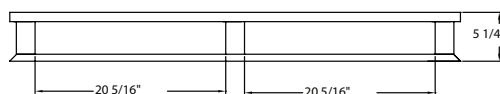
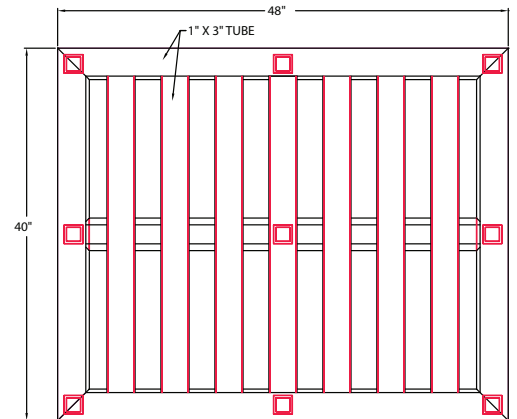


LOAD WEIGHTS

Static = 30,000 Lbs. • Dynamic = 5,000 Lbs. • Rackable = 5,000 Lbs.
Truckload = 510 Per T/L • Alum. Weight = 50 Lbs.

Model No.	Size W-H-D	Ship Wt.
99613*	40" x 5 1/4" x 48"	51#
99749	40" x 5 1/4" x 48"	48#

* Equipped with center base tube as shown.
Custom Sizes Available



This information is for general sales and engineering use only. New Age Industrial reserves the right to modify or make changes at any time without notice to materials and specifications.



Distributed by: