



Compliant

Personnel Fall Protection

FULL HEIGHT LADDER SAFETY GATE

BUILT TO LAST, IT WON'T LET YOU DOWN

The Full Height Ladder Safety Gate is an OSHA- and ANSI-compliant swing gate system that reduces the chance of falls on elevated platforms, mezzanines and ladder ways. Similar to our Ladder Safety Gate, this full-height version is self-closing to ensure that protection is in place when it is needed most. The Full Height Ladder Safety Gate provides a 42" top rail, mid-rail and 5" safety toeboard for increased personnel protection.

IMPROVES SAFETY:

- Provides safety coverage from the top rail to the floor
- 5" safety toeboard provides increased edge protection from falling objects
- Engineered and tested to comply with the Ladder Safety Gate requirements in OSHA 1910.28 and 1910.29 as well as ANSI A1264.1-2007, A14.3-2008 and MH28.3-2009

EASY INSTALLATION:

- Designed to fit any existing railing system – standard pipe, angle iron, flat bar or even an existing wall
- Installs in minutes with a ratchet and a 1/2" deep well socket
- Ships fully assembled and includes standard mounting hardware for round pipe up to 2" outside dimension and square tubing up to 1.5" x 1.5" outside dimension

DURABLE AND CONVENIENT CONSTRUCTION:

- Adjustable to fit most openings from 18" to 36"
- Swings left or right to fit your building requirements
- Stainless steel springs
- Available in powder coat yellow (PCY), 304 stainless steel (SS) or hot dipped galvanized (GAL) finishes

ADDITIONAL OPTIONS:

- Ladder Safety Gate and Paired Ladder Safety Gate variations
- Stand-Off Mounting System creates a landing space for personnel to transition through the ladder safety gate



Gate With Optional Stand-Off Mounting System

Adjustable; models fit openings 18" to 36", and gate is adjustable to swing left or right

Meets OSHA and ANSI railing standards, provides safety coverage from top rail to the floor

Mounts to standard pipe, angle iron, flat bar or existing wall

Durable powder coat yellow finish (additional finishes available)

Always in place, self-closes to protect employees from dangerous workplace falls

Durable, stainless steel torsion springs are built for long service life

5" toeboard for increased edge protection

Ask About Our Material Handling Safety Gates!



SafeMezz360™



Pallet Rack Safety Gate



Horizontal Mezzanine Gate

STANDARD TECHNICAL DATA

MATERIAL:

- Gate: 1-1/4" 16-gauge square tubing. Minimum dimension from top of gate arm to bottom of gate arm is 41.5".
- Hinge Plate: 10-gauge, full height of gate. Hinge plate provides for gate adjustment of 3-3/4" (-) 1-1/4" to (+) 2-1/2".
- Gate Operation: Allows for 180-degree travel. Gate swing direction reversible by inverting or rotating.
- Packaging: Carton includes gate, standard mounting hardware, 5" safety toeboard, support block kit and installation/O&M manual.

HARDWARE:

- Standard Hardware: U-bolts, flat washers, nuts and plastic thread protector cap.
- Springs: Torsion type, stainless steel. Quantity of two (2) springs per gate, housed within hinge pivot.

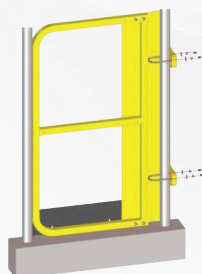
FINISHES:

- Mild steel, powder coat yellow, hardware to be zinc-plated.
- Mild steel, hot dipped galvanized, hardware to be zinc-plated.
- Stainless steel, 304, unpainted, hardware to be stainless steel type 316.

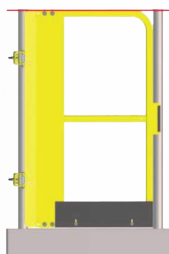
INSTALLATION (standard round pipe or square tube):

- If mounting to angle iron, flat bar or non-standard railing systems, install the gate by match drilling the hinge bracket and bolting directly to the railing system or by using no-drill adaptor bracket kits. Call PS DOORS for details.

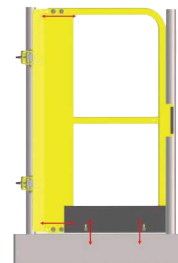
1: Loosely attach gate to existing railing with U-bolts.



2: Align gate to the top of the railing and tighten U-bolts.



3: Adjust gate hoop and toeboard to fit opening.



MEASURING GUIDE:

Product Number	Fits Opening Dimension	
	Min	Max
LSGF-18	16-3/4"	20-1/2"
LSGF-21	19-3/4"	23-1/2"
LSGF-24	22-3/4"	26-1/2"
LSGF-27	25-3/4"	29-1/2"
LSGF-30	28-3/4"	32-1/2"
LSGF-33	31-3/4"	35-1/2"
LSGF-36	34-3/4"	38-1/2"

