

LP Dashboard

Pick Performance Dashboard

Superior Pick Process Visibility

The LP Dashboard™ enables Lightning Pick users to easily view pick rate productivity, accuracy, throughput and other vital statistics in their order fulfillment or manufacturing operations through one 'centralized' software application.

The Dashboard's next generation GUI (Graphical User Interface) enables users to visualize real-time metric data in a variety of high-impact graphical presentations. Intuitive navigation tools arrange your valuable performance data into helpful chart and graph formats.

Simple drag and drop widgets allow Lightning Pick customers to easily configure their own unique dashboard templates. Special widgets can even enable data feeds from video cameras and the internet. So besides a management tool, some customers use Dashboard to share company announcements, weather reports or other updates with employees on LCD displays throughout the facility.

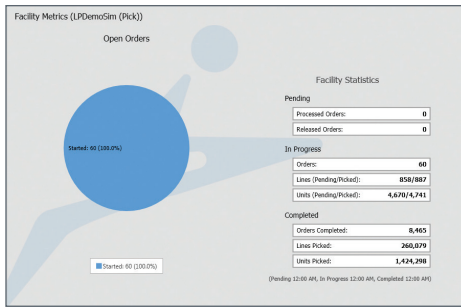
Special Features

- Drill-Down Productivity views into Facilities, Areas, Zones and Employee level data.
- View KPIs including Pick Rate Productivity, Order Accuracy, Throughput and many others.
- Utilize Drag and Drop Widgets to create your own custom views.
- View operational data in rich graphical presentations.

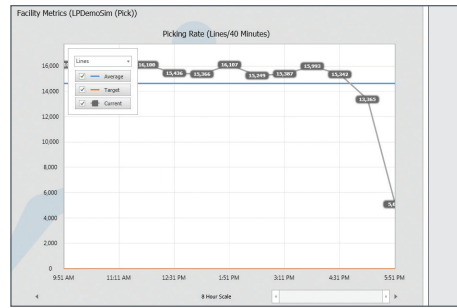


LIGHTNING PICK

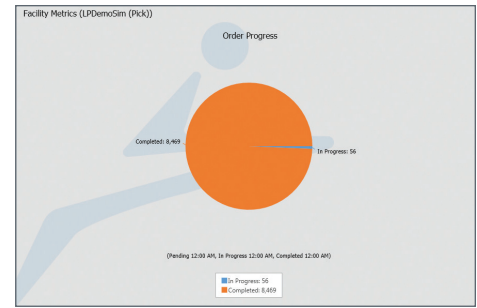
LP Dashboard Pick Performance Dashboard



Open Orders



Facility Statistics



Order Progress

Facility Metrics (LPDemoSim (Pick))

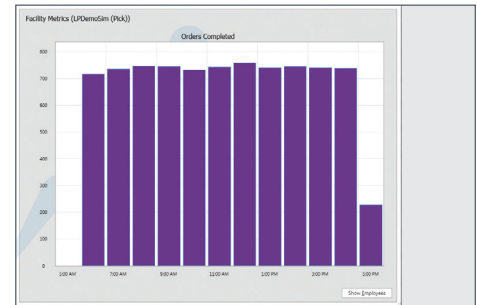
Facility Employee Summary

Picker Name	Current Rate	Target Rate	Orders Touched	Lines Picked	Units Picked	Percent Of Target
Unassigned	47	75	0	535	535	0.0%
George Adair	47	75	853	13,385	75,131	62.7%
Garth Adams	47	75	853	13,143	72,523	62.7%
Madeleine Baggett	47	75	853	13,200	72,208	62.7%
Elizabeth Bailey	47	75	853	13,181	72,658	62.7%
Erin Caffrey	47	75	853	13,239	72,448	62.7%
Perry Cardonone	47	75	853	13,342	73,579	62.7%
Ashley Dalton	47	75	853	13,277	72,523	62.7%
Nail Dandberg	47	75	847	13,228	72,668	62.7%
John Eddon	47	75	853	12,787	70,044	62.7%
Caroline Eberks	47	75	853	12,796	70,089	62.7%
Dawn Edwards	47	75	852	12,811	70,539	62.7%
John Farrelly	47	75	852	12,812	70,788	62.7%
Lynne Farfax	47	75	852	13,136	71,913	62.7%
Kevin Garner	47	75	852	13,093	70,340	62.7%
Richard Galloway	47	75	852	13,099	70,868	62.7%
Raul Gilman	47	75	804	12,311	67,777	60.0%
Christopher Gortale	47	75	852	12,882	71,572	62.7%

Employee Metrics



Video Camera



Orders Completed

New in Version 6.1

Version 6.1 of Dashboard has significantly expanded features and capabilities including:

- Marquee Mode - Automatic slide-show style display of multiple user-configured Templates.
- XPS Document Display Capability - LP Dashboard now has a new widget that can display an XPS document.
- Web Page Display – Allows you to include Internet data in LP Dashboard. This includes weather, sports, stocks, company data, special announcements, etc.
- Several new Widgets that display enhanced picker productivity data.
- Additional new Pack to Light (also called Put to Light or Put to Store) specific Widgets.

Advantages

- LP Dashboard provides a 'centralized' view of all critical lightning Pick processes in your operations through a single software application.
- The Dashboard's next generation GUI features intuitive navigation for users to conveniently configure data into meaningful views based on their specific requirements.
- Continuously improve your supply chain processes with better business intelligence.



Distributed by Cisco-Eagle
www.cisco-eagle.com | 888-877-3861



Matthews™
AUTOMATION SOLUTIONS

Lightning Pick | A part of Matthews Automation Solutions
Matthews Automation Solutions is a (MATW) Matthews International company.
© Lightning Pick. All rights reserved.