




# **PORTA-KING**

## **GROW ROOMS**

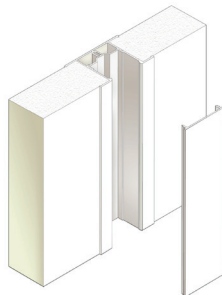
**We offer more wall system designs to create your ideal grow room environment.**



**Anodized**



**White**




### **3" Versa-King**

- The flexibility of this system is ideal for construction of grow rooms, offices, break rooms, restrooms and more
- 3" thick panels that can include a variety of insulation cores and panel finishes to address a range of application requirements
- Light reflective panel finishes are available in a variety of easy to maintain finishes that reduce lighting requirements and improve energy efficiency
- Wall panels are held together with corrosion proof, white or clear anodized vertical connecting posts that also serve as a chase to conceal electric and data wiring
- These posts also provide structural support for an optional storage loading roof or a second level
- Integrated window and door assemblies snap into connecting posts to create the ultimate, "solid state enclosure"
- Corrugated metal decking or panelized roof designs available

# Multi-Story Modular Grow Rooms

- Multi-story grow rooms maximize use of your existing footprint of space
- Mezzanines can be incorporated into the design to create large, multi-level clear span rooms
- Concrete floors can be included to create a water-resistant deck with an integrated drainage system
- Panelized roof systems create clean, easy to seal design



## Monolith


- This self-framing system utilizes a tongue and groove side connection to create a flush, monolithic appearance
- Individual panels are light weight and easy to assemble
- The simple side to side connection is easy to seal
- Excellent insulation values for optimum temperature control
- Include durable, light reflective painted steel interior and exterior surface
- Comprised of mold and corrosion resistant material

### Monolith EPS


- Consists of a solid expanded polystyrene (EPS) core
- Class 1 fire rating (ASTM – E84)

### Monolith Urethane

- Consists of a foamed-in-place polyurethane core
- Class 1 fire rating (FM – 4880)



Monolith EPS



Monolith Urethane