

20
20

MASTER CATALOG

RICE LAKE®
WEIGHING SYSTEMS

800-472-6703
www.ricelake.com



RICE LAKE TECHNICAL TRAINING SEMINARS

TRAIN for EXCELLENCE

Rice Lake Weighing Systems' training courses have something to offer everyone. From general product lines to programming and sales, Rice Lake's flexible, expertly taught classes are built to benefit the student, no matter the experience level. There are even specialty classes designed for unique product lines. Learn at your own pace, and gain hands-on skills you and your team can use during real-world service calls.

Apply for a class today!

Visit www.ricelake.com/training to fill out an online application and view our complete training schedule and course descriptions, or call **800-472-6703** and ask to speak with our training coordinator.



SUPPORT

24/7 - 365 DAYS

Extended Business Hours Are Our Standard

Rice Lake customer support is available via phone, email or web chat during our standard business hours:

Monday through Friday from 6:30a.m. to 6:30p.m., and
Saturday from 8:00a.m. to 12:00p.m. Central Time.

800-472-6703 | prodinfo@ricelake.com | www.ricelake.com

When you need support, you can rely on Rice Lake.

We look forward to answering your call.



RICE LAKE[®]
WEIGHING SYSTEMS

EMERGENCY CONTACT INFORMATION

Your service doesn't stop when the office is closed and neither does ours. Simply call **800-472-6703** and press 1 to reach on-call personnel outside of our normal business hours.

Can't make it to a class?
Visit www.ricelake.com/webinars
to view all of our online training
resources, including product
videos and webinars.

WORLD CLASS INSTRUCTORS

Over **500** Years
of Scale Experience

Pictured are some of Rice Lake's many skilled instructors. Our team is composed of senior staff members specializing in technology, sales, project management and more. With years of experience and unmatched industry knowledge, students in every course learn from the very best.



Flexible Learning Options

Rice Lake Location Courses:

In-house instruction by experts
at Rice Lake Weighing Systems'
corporate headquarters



Online Courses:

Complete anywhere, at your
own pace



Off-Site Courses:

Our instructors bring technical
training to your region



International Courses:

Our instructor network
periodically offers training
overseas, available in multiple
languages including Spanish



What's New

in your 2020 Master Catalog...



Balances

TA PLUS	60
<i>Tuning Fork Analytical Balance</i>	
SCOUT® SJX	121
<i>Jewelry Balance</i>	
CUBIS® II SERIES	140-146
<i>Ultra-Micro/Micro, Semi-Micro and Analytical, Milligram and Toploading Balances</i>	
ENTRIS II	155
<i>Analytical/Precision/Toploading Balances</i>	



Bench Scales (Three Mobile Scale Carts)

BENCHMARK® MSC-20 MOBILE SCALE CART	207
BENCHMARK® MSC-30 MOBILE SCALE CART	208
BENCHMARK® MSC-40 MOBILE SCALE CART	209




Counting Scales

DIGI® DC-400 SERIES	328
<i>Portable Counting Scales</i>	



Dimensioning

iDIMENSION® PLUS	380
iDIMENSION® LTL	382



Floor Scales

ROUGHDECK® RP	390
<i>Rodent Protection</i>	
ROUGHDECK PC	394
<i>Pancake Deck Cargo Scale</i>	
ROUGHDECK® CS RAIL CAR COIL SCALE	398
<i>Top Access</i>	
ROUGHDECK® CS RAIL CAR COIL SCALE	399
<i>Under Beam Mount</i>	



Fork Lift Scales

CLS SERIES	452
<i>Forklift Scale</i>	




Indicators / Controllers

680 SYNERGY SERIES	512
<i>Digital Weight Indicator</i>	
SCT-1100 AND SCT-2200	545
<i>Signal Conditioning Transmitter/Indicator</i>	
SCT-3300	546
<i>Signal Conditioning Transmitter/Indicator</i>	
SCT-10 AND SCT-20	547
<i>Signal Conditioning Transmitter/Indicator</i>	
SCT-30 AND SCT-40	548
<i>Signal Conditioning Transmitter/Indicator</i>	
882IS/882IS PLUS	556
<i>Intrinsically Safe Digital Weight Indicator</i>	



Load Cells / Weigh Modules

RL32018S-P	704
<i>Stainless Steel, Hermetically Sealed, IP69K</i>	
RL32018S-T	713
<i>Stainless Steel, Hermetically Sealed, NTEP Certified, 1:5,000 Class III Multiple Cell, IP69K</i>	
RL50219SS	724
<i>Stainless Steel, Environmentally Sealed, IP65</i>	
RL72019SS	733
<i>Stainless Steel, Environmentally Sealed, IP68</i>	
RL260FD	767
<i>Fluid Damped, Stainless Steel, Environmentally Sealed, Single Cell 1:3,000, IP68</i>	



Medical Scales

DHH-10 DIGITAL HOME HEALTH SCALE	784
RL-MPS-50 MECHANICAL PHYSICIAN SCALE	790
RL-WMS-10 WALL MOUNT STADIOMETER	797
350-10-3M DUAL-RAMP WHEELCHAIR SCALE	813

Customer Assistance

TABLE OF CONTENTS	3
SHIPPING INFORMATION	11
CUSTOMER SERVICE CONTACTS	14
TRADEMARKS	18
TERMS AND CONDITIONS	19
WARRANTY AND LIMITATION OF LIABILITY	21

Automated Ticketing

TABLE OF CONTENTS	25
1280 KIOSK	26
<i>Automated Truck Scale System</i>	
WEIGH OUT/PRINTER KIOSK	28
<i>Automated Truck Scale System</i>	
WEIGH/CHECK IN KIOSK	30
<i>Automated Truck Scale System</i>	
PRINTER KIOSK	31
<i>Direct Thermal Printer Kiosk</i>	
<i>Thermal-transfer Printer Kiosk</i>	
ONTRAK®	34
<i>Truck Data Management Software</i>	
TRANSACT® LE/TRANSACT/TRANSACT PLUS	36
<i>Truck Data Management Software</i>	
KIOSK SAFETY SWING-AWAY ARM	38
<i>Self Centering Kiosk Mount</i>	
EMX LITE PREFORMED LOOPS®	39
VEHICLE LOOP DETECTOR	39
RFID	40
<i>TransCore® SmartPass®</i>	
MULTIPROTOCOL RAIL READER AND PARAPANEL ANTENNA	41
RFID ACCESS TAGS	42
HID RFID CARDS, KEYS AND TAGS	43
RFID TRANSPORTATION TAGS	43
HID LONG RANGE READERS	44
HID RFID READERS	45
PHOTO EYES	46
TRAFFIC LIGHT KITS	47
INTERCOM	48
ETHERNET SERIAL SERVERS	48

Balances

TABLE OF CONTENTS	49
RICE LAKE	
EQUIPOISE® SERIES	50
<i>Compact Balance</i>	
TE SERIES	52
<i>Tuning Fork Enhanced Balance</i>	
TC SERIES	54
<i>Tuning Fork Compact Balance</i>	
TP SERIES	56
<i>Tuning Fork Precision Balance</i>	
TS SERIES	58
<i>Tuning Fork Stainless Steel Washdown Balance</i>	

TA PLUS	60
<i>Tuning Fork Analytical Balance</i>	
A&D WEIGHING	
MC SERIES	62
<i>Mass Comparator</i>	
ION BM SERIES	64
<i>Micro, Semi-Micro Analytical Balances</i>	
PHOENIX GH SERIES	66
<i>Analytical/Semi-Micro Balances</i>	
GEMINI GR SERIES	68
<i>Analytical/Semi-Micro Balances</i>	
HR-AZ/A SERIES	70
<i>Analytical Balance</i>	
ORION HR SERIES	72
<i>Analytical/Semi-Micro</i>	
AD-4212A SERIES	74
<i>Analytical Balances</i>	
APOLLO GX SERIES	76
<i>Toploader Balances</i>	
APOLLO GF SERIES	80
<i>Toploader Balances</i>	
GF-P SERIES	83
<i>Toploader Balances</i>	
FX-I SERIES	84
<i>Toploader Balances</i>	
FX-IWP SERIES	86
<i>Toploader/Washdown Balances</i>	
AD-1683	88
<i>Static Eliminator</i>	
EJ NEWTON SERIES	89
<i>Compact Balances</i>	
EK-EP SERIES	91
<i>Intrinsically Safe Compact Balances</i>	
EK-I SERIES	92
<i>Compact Balances</i>	
EW-I SERIES	94
<i>Compact Balances</i>	
GX-K SERIES	96
<i>Industrial Balances</i>	
GF-K SERIES	98
<i>Precision Balances</i>	
GP SERIES	100
<i>Industrial Balances</i>	
MS-70/MX-50/MF-50/ML-50	103
<i>Moisture Analyzers</i>	
OHAUS	
PIONEER® PX	106
<i>Analytical/Precision Balances</i>	
EXPLORER®	108
<i>Semi-Micro Balances</i>	
EXPLORER®	109
<i>Analytical Balances</i>	
EXPLORER®	110
<i>Precision Balances</i>	
EXPLORER®	112
<i>High Capacity Balances</i>	
ADVENTURER®	114
<i>Analytical/Precision Balances</i>	
MB SERIES	116
<i>Moisture Analyzer</i>	
SCOUT®	118
<i>Portable Electronic Balances</i>	
SCOUT® SJX	121
<i>Jewelry Balance</i>	

COMPASS CX SERIES	122
<i>Compact Scale</i>	
COMPASS CR SERIES	123
<i>Compact Scale</i>	
HH SERIES	124
<i>Handheld Compact Scale</i>	
YA SERIES	125
<i>Pocket Scale</i>	
TRIPLE BEAM	126
<i>Mechanical Balance</i>	
HARVARD TRIP BALANCE	128
<i>Mechanical Beam</i>	
DIAL-O-GRAM® AND CENT-O-GRAM®	129
<i>Mechanical Balances</i>	
FIELD TEST SCALE	130
<i>Mechanical Balance</i>	
HEAVY DUTY SOLUTION	131
<i>Mechanical Balance</i>	
FD SERIES	132
<i>Food Portioning Scale</i>	
NAVIGATOR™ XT	134
<i>Battery-Operated Compact Scale</i>	
VALOR® 7000	135
<i>Compact Bench Scales</i>	
VALOR® 3000 XTREME	136
<i>Compact Precision Scales</i>	
VALOR® 3000 XTREME	137
<i>Compact Washdown Scales</i>	
VALOR® 2000	138
<i>Compact Washdown Scales</i>	
VALOR® 1000	139
<i>Compact Precision Scales</i>	
SARTORIUS	
CUBIS® II	140
<i>Ultra-Micro/Micro Balances</i>	
CUBIS® II	142
<i>Semi-Micro and Analytical Balances</i>	
CUBIS® II	144
<i>Milligram Balances</i>	
CUBIS® II	146
<i>Toploading Balances</i>	
QUINTIX/SECURA	149
<i>Semi-Micro Balances</i>	
PRACTUM/QUINTIX/SECURA	151
<i>Analytical Balances</i>	
PRACTUM/QUINTIX/SECURA	153
<i>Precision Balances</i>	
ENTRIS II	155
<i>Analytical/Precision/Toploading Balances</i>	
MA35, MA37 AND MA160	157
<i>Moisture Analyzer Balances</i>	
ACCESSORIES	
ABLECABLE®	158
<i>RS-232/USB Serial Smart Cable Direct, Keyboard Input Direct</i>	
GO-BETWEEN™	159
<i>Data Capture and Storage</i>	
STANDARD BALANCE SLAB	160
<i>Kasota Stone</i>	
CLEAN ROOM TABLE	160
<i>Granite</i>	
STANDARD BALANCE TABLE	160
<i>Kasota Stone</i>	

Table of Contents

SCOOPS	160
ANTI-VIBRATION	160

Belt Scales

TABLE OF CONTENTS	161
MASTER™ 311M	162
<i>Medium to Heavy Capacity Weigh Frame</i>	
MASTER™ 221DB	163
<i>Medium to Heavy Capacity Belt Scale</i>	
MASTER™ 211	164
<i>Medium to Heavy Capacity Weigh Frame</i>	
MASTER™ 14X	165
<i>Medium to Heavy Capacity Weigh Frame</i>	
MASTER™ 421	166
<i>Light Capacity Weigh Frame</i>	
BCI	167
<i>Weigh Frames</i>	
BCI	168
<i>In-Motion Belt Scale System</i>	
920I® BELT SCALE INTEGRATOR	169
882D BELT SCALE INTEGRATOR	170
BELT SCALE ACCESSORIES	172
BELT SCALE APPLICATION	173

Bench Scales

TABLE OF CONTENTS	175
BENCHMARK® SL	176
<i>Light-capacity Bench Scales</i>	
BENCHMARK® CW-80B	178
<i>Light-capacity Bench Scales</i>	
BENCHMARK® SL/HE	180
<i>Light-capacity Bench Scales</i>	
CW-90B	182
<i>Light-capacity Bench Scales</i>	
CW-90XB	183
<i>Light-capacity Bench Scales</i>	
BENCHMARK™	184
<i>Mild Steel</i>	
BENCHMARK™	186
<i>Stainless Steel</i>	
BENCHMARK™	188
<i>HE Series</i>	
BENCHMARK™ HE-X	190
<i>Hostile Environment Extreme Bench Scale</i>	
BENCHMARK™ LP	192
<i>Low Profile Bench Scales</i>	
BENCHMARK™ HD	193
<i>Heavy Duty Bench Scales</i>	
BENCHMARK™ HDP	194
<i>Portable Heavy Duty Bench Scales</i>	
ISHIDA IPC SERIES	195
<i>Portable Bench Scales</i>	
VERSA-PORTION®	196
<i>Compact Scale</i>	
ISHIDA IGX AND IGB SERIES	197
BENCHPRO™ BP-P	198
<i>Postal Scale</i>	
BENCHPRO™ BP-S	200
<i>Shipping Bench Scale</i>	
BENCHPRO™ BP-SB	202
<i>Shipping Bench Scale with Ball Top Shroud</i>	
BENCHPRO™ BP-SR	204
<i>Shipping Bench Scale with Roller Conveyor</i>	

BENCHMARK® MSC-10 MOBILE SCALE CART	206
BENCHMARK® MSC-20 MOBILE SCALE CART	207
BENCHMARK® MSC-30 MOBILE SCALE CART	208
BENCHMARK® MSC-40 MOBILE SCALE CART	209
BENCH SCALE BALL TRANSFER AND ROLLER CONVEYOR	210

Calibration Weights

TABLE OF CONTENTS	211
WEIGHT AND CALIBRATION SPECIFICATIONS	213
CAST IRON - ASTM AND OIML	
CAST IRON	215
<i>Grip-handle and Nesting Slab Weights</i>	
CAST IRON	216
<i>Grip-handle Weights</i>	
CAST IRON	217
<i>Slotted Interlocking and Hanger Weights</i>	
CAST IRON	218
<i>Counterpoise and Hanger Weights</i>	
AVOIRDUPOIS	219
<i>Counterpoise and Hanger Weights</i>	
STAINLESS STEEL - ASTM	
METRIC INDIVIDUAL WEIGHTS	221
AVOIRDUPOIS INDIVIDUAL WEIGHTS	222
METRIC SETS	223
<i>Range: 5 g and 50 g</i>	
<i>Range: 100 g</i>	
<i>Range: 500 g</i>	
<i>Range: 1 kg</i>	
<i>Range: 2 kg</i>	
<i>Range: 5 kg</i>	
AVOIRDUPOIS SET	229
<i>Range: 4 oz</i>	
<i>Range: 1 lb</i>	
<i>Range: 2 lb</i>	
<i>Range: 5 lb</i>	
<i>Range: 10 lb</i>	

SPECIALTY - ASTM	
METRIC CUBE AND RING WEIGHTS; AVOIRDUPOIS RING WEIGHTS	237
TROY CYLINDRICAL/LEAF WEIGHTS	238
PENNYWEIGHT CYLINDRICAL AND LEAF, AND GRAIN WEIGHTS	239
SPECIALTY WEIGHTS/ CUBE WEIGHTS SETS	240
HOOK WEIGHTS - ASTM	
AVOIRDUPOIS AND METRIC INDIVIDUAL HOOK WEIGHTS	241
AVOIRDUPOIS AND METRIC INDIVIDUAL HANGERS AND SLOTTED WEIGHTS	242
SPECIALTY - ASTM	
CLEAN ROOM WEIGHT CART AND LIFT TRUCK WEIGHTS	243
ELECTRONIC CALIBRATION - ASTM	
METRIC KITS	245

METRIC INDIVIDUAL WEIGHTS	246
AVOIRDUPOIS KITS	247
AVOIRDUPOIS INDIVIDUAL WEIGHTS	248

PRECISION LABORATORY - ASTM

METRIC KITS	251
METRIC INDIVIDUAL WEIGHTS	252
AVOIRDUPOIS KITS	257
AVOIRDUPOIS INDIVIDUAL WEIGHTS	258
ESSENTIAL WEIGHTS	261
METRIC SETS	262
<i>Range: 500 mg</i>	
<i>Range: 20 g</i>	
<i>Range: 50 g</i>	
<i>Range: 100 g</i>	
<i>Range: 200 g</i>	
<i>Range: 300 g and 500 g</i>	
<i>Range: 1 kg</i>	
<i>Range: 2 kg</i>	
<i>Range: 3 kg and 5 kg</i>	
<i>Range: 10 kg</i>	
<i>Range: 20 kg and 25 kg</i>	
AVOIRDUPOIS SETS	284
<i>Range: 50 lb through 2 lb</i>	

PRECISION LABORATORY - OIML

METRIC KITS	287
METRIC KITS AND WEIGHTS	288
METRIC SETS	289
<i>Range: 500 mg-50 g</i>	
<i>Range: 100 g</i>	
<i>Range: 200 g</i>	
<i>Range: 500 g</i>	
<i>Range: 1 kg</i>	
<i>Range: 2 kg</i>	
<i>Range: 5 kg</i>	
<i>Range: 10 kg</i>	
<i>Range: 20 kg</i>	

ACCESSORIES

SEALING PLUGS	306
GLOVES/TRANSFER EQUIPMENT	307
CASES	308
TRANSFER CART/TOUCH-UP PAINT/ CANVAS DUST COVERS	310

Checkweighers

TABLE OF CONTENTS	311
IQ PLUS® 2100	312
<i>Digital Bench Scale</i>	
IQ PLUS® 2100SL	314
<i>Digital Bench Scale</i>	
CW-90	316
<i>Over/Under Checkweigher</i>	
CW-90X	318
<i>Over/Under Washdown Checkweigher</i>	
DIGI DSX-1000	320
<i>High Precision Checkweigher</i>	

Concrete Batch Controllers

TABLE OF CONTENTS	321
CB-3 CONCRETE BATCH CONTROLLER	322
<i>Multi-Scale Automated Batching System with PC Program</i>	

Table of Contents

Counting Scales

TABLE OF CONTENTS	325
COUNTERPART®	326
<i>Configurable Counting Indicator</i>	
DIGI® DC-400 SERIES	328
<i>Portable Counting Scales</i>	
DIGI® DC-782 SERIES	329
<i>Portable Counting Scales</i>	
DIGI® DC-788 SERIES	330
<i>Remote Scale Base Platforms</i>	
DIGI® S-YC SERIES	332
<i>Remote Scale Base Platforms</i>	
A&D® FC-I/SI SERIES	333
<i>High Resolution Counting Scales</i>	
A&D® HC-I SERIES	334
OHAUS® RANGER™ COUNT 3000	335
<i>Industrial Counting Scales</i>	
DIGI® DMC-782 SERIES	336
<i>Portable Coin Counting Scales</i>	

Crane Scales

TABLE OF CONTENTS	337
MSI-3460 CHALLENGER 3	338
MSI-4260 PORT-A-WEIGH	340
MSI-4260 IS INTRINSICALLY SAFE CRANE SCALE PORT-A-WEIGH	342
MSI-4300 PORT-A-WEIGH PLUS	344
MSI-9300 PORT-A-WEIGH PLUS CELLSCALE™ RF	346
MSI-9300HT HI-TORQUE PORT-A-WEIGH PLUS CELLSCALE™ RF	348
MSI-6260CS TRANS-WEIGH CELLSCALE™ RF	350
MSI-7300 DYNA-LINK 2	352
<i>Digital Tension Dynamometer</i>	
MSI-CLAMP ON LOAD CELL	354
MSI-LOAD PIN SENSORS	355
MSI-LOAD PIN QUESTIONNAIRE	356
MSI-SHEAR WEB LOAD CELL	357
MSI-TENSION LINK LOAD CELL	358
MSI-8000	360
<i>RF Remote Display</i>	
MSI-8000HD	361
<i>Indicator/Remote Display</i>	
MSI-8004HD	363
<i>Indicator/RF LED Remote Display</i>	
MSI-9750A CELLSCALE™ RF PORTABLE INDICATOR	365
MSI-9850 CELLSCALE™ RF DIGITAL INDICATOR	366
MSI SCOREBOARDS WIRELESS RF	368
<i>Featuring LaserLight2 Remote Displays</i>	
RF TRANSCEIVERS	
TRANSEND™	370
<i>Wireless Load Cell Interface System</i>	
MSI-9000 CELLSCALE™	373
MSI-9020 CELLSCALE™ RF CELLMODEM	375
SHACKLE DIMENSIONS	376
SYSTEM QUESTIONNAIRE	377

Dimensioning

TABLE OF CONTENTS	379
STATIC DIMENSIONING SYSTEM	
iDIMENSION® PLUS	380
iDIMENSION® LTL	382

Floor Scales

TABLE OF CONTENTS	385
ROUGHDECK®	
ROUGH-N-READY SYSTEM	386
<i>Floor Scale and Indicator Package</i>	
ROUGHDECK® HP	388
<i>High Performance Structural Steel Low-profile Floor Scale</i>	
ROUGHDECK® RP	390
<i>Rodent Protection</i>	
ROUGHDECK® HP-H	392
<i>High Performance Heavy Capacity Floor Scale</i>	
ROUGHDECK PC	394
<i>Pancake Deck Cargo Scale</i>	
ROUGHDECK® CS	396
<i>Coil Floor Scale</i>	
ROUGHDECK® CS RAIL CAR COIL SCALE	398
<i>Top Access</i>	
ROUGHDECK® CS RAIL CAR COIL SCALE	399
<i>Under Beam Mount</i>	
ROUGHDECK® SS	400
<i>Stainless Steel Floor Scale</i>	
ROUGHDECK® HE	401
<i>Hostile Environment Stainless Steel Floor Scale</i>	
AUTOLIFT HE	402
<i>Pit-type, Hostile Environment Stainless Steel Lift Floor Scale</i>	
ROUGHDECK® QC-X	404
<i>Quick Clean Extreme Lift Floor Scale with Solid Plate Base</i>	
ROUGHDECK® QC	406
<i>Quick Clean Stainless Steel Lift Floor Scale</i>	
ROUGHDECK® QC	408
<i>Access Ramps and Pit Frames</i>	
ROUGHDECK® SD	410
<i>Sanitary Deck Floor Scale</i>	
ROUGHDECK® PW-1 MILD STEEL	412
<i>Low-profile Pallet Weighing Floor Scale</i>	
ROUGHDECK® PW-1 STAINLESS STEEL	413
<i>Low-profile Pallet Weighing Floor Scale</i>	
ROUGHDECK® BDP MILD STEEL	414
<i>Barrel, Drum, Pallet Scale – Stationary Model</i>	
ROUGHDECK® BDP MILD STEEL	415
<i>Barrel, Drum, Pallet Scale – Portable Model</i>	
ROUGHDECK® BDP STAINLESS STEEL	416
<i>Barrel, Drum, Pallet Scale – Stationary Model</i>	
ROUGHDECK® BDP STAINLESS STEEL	417
<i>Barrel, Drum, Pallet Scale – Portable Model</i>	
DECKHAND ROUGH-N-READY SYSTEM	418
<i>Portable Scale</i>	
DECKHAND	419
<i>Portable Scale</i>	
RL1200	420
<i>Portable Beam Scale</i>	
RL1200 EM	421
<i>Electromechanical Portable Beam Scale</i>	
RL1200 IS	422
<i>Intrinsically Safe Electromechanical Portable Beam Scale</i>	

ALTRALITE™	423
<i>Portable Low-profile Anodized Aluminum Floor Scale</i>	
ROUGHDECK® FXB	424
<i>Painted Steel and Stainless Steel, Flexure Lever Floor Scale</i>	
SUMMIT® SCALE AND INDICATOR PACKAGE	426
<i>Floor Scale/Indicator Package</i>	
SUMMIT® 3000	428
<i>Low-profile Floor Scale</i>	
FLOOR SCALE PIT MOUNTED RISER STAND	430
ROUGHDECK® ACCESS RAMPS	432
ROUGHDECK® PIT FRAMES	434
SUMMIT® 3000 ACCESS RAMPS	436
SUMMIT® 3000 PIT FRAMES	437
BUMPER GUARDS	438
<i>Option A</i>	
<i>Option B</i>	
<i>Option C</i>	
ROUGHDECK® HP AND SS	441
<i>Portability Frames</i>	
ROUGHDECK® HP CASTER	442
<i>Portability Frames</i>	
ROUGHDECK® HP, SS & HE	443
<i>Pit Frame Concrete Details*</i>	
ROUGHDECK® HP-H	444
<i>Pit Frame Concrete Details* – 20,000 lb Capacity</i>	
<i>Pit Frame Concrete Details* – 30,000 lb Capacity</i>	
AUTOLIFT HE	446
<i>Pit Frame Concrete Details*</i>	
ROUGHDECK® QC-X	447
<i>Pit Frame Concrete Details*</i>	
ROUGHDECK® QC	448
<i>Pit Frame Concrete Details*</i>	
SUMMIT® 3000	449
<i>Pit Frame Concrete Details*</i>	

Forklift / Pallet Jack Scales

TABLE OF CONTENTS	451
CLS SERIES	452
<i>Forklift Scale</i>	
RL-HPJ	456
<i>Hand Pallet Jack Scale</i>	

Hanging Scales

TABLE OF CONTENTS	459
RICE LAKE	
ON-SITE OS-10/OS-25/OS-45	460
<i>On-site Suspended Scale</i>	

Hardware and Accessories

TABLE OF CONTENTS	461
LOAD CELL MOUNTING HARDWARE SAFETY GUIDELINES	462
MOUNTING ASSEMBLY COMPONENT IDENTIFICATION	463
JAM NUTS	463

Table of Contents

EYE NUTS.....	464	CORD GRIP ASSEMBLIES.....	488	920i® FLEXWEIGH SYSTEMS.....	532
COUPLING NUTS.....	464	EL214 CABLE SPLICING KIT.....	488	<i>Fillers/Batchers</i>	
CLEVIS MOUNT ASSEMBLIES.....	465	EL214T CABLE SPLICING KIT.....	488	920i® FLEXWEIGH SYSTEMS.....	534
LOAD CELL EYE BOLTS.....	466	FLINTEC™ LOAD CELL CABLE		<i>Bulkweighers</i>	
ROD END BALL JOINTS.....	467	REPLACEMENT KITS.....	489	920i® FLEXWEIGH SYSTEMS.....	535
CONNECTING LINKS.....	468	EL215 CABLE SPLICING KIT.....	489	<i>Flow Rate Controllers</i>	
LOAD CELL ISOLATORS.....	468	FIVE-POSITION CONNECTORS,		920i® FLEXWEIGH SYSTEMS.....	535
THREADED ADAPTORS.....	469	SHELL PLUGS, RECEPTACLES.....	490	<i>Hand Batching</i>	
ITCM - ISOLATED TENSION CELL		SEVEN-POSITION CONNECTORS,		MSI-8000.....	537
MOUNT HARDWARE KITS.....	470	SHELL PLUGS, RECEPTACLES.....	490	<i>RF Remote Display</i>	
GROUNDING STRAP.....	471	SIX-POSITION CONNECTORS,		MSI-8000HD.....	538
LOAD RECEIVER PLATE.....	471	SHELL PLUGS, RECEPTACLES.....	490	<i>Digital Weight Indicator</i>	
BALL BEARINGS.....	472	T-STRIP MOLDING.....	491	MSI-8004HD.....	540
LOAD CUPS.....	472	T-GRIP MOLDING.....	491	<i>Indicator/RF LED Remote Display</i>	
CARDINAL® WIRE ROPE		ELECTRONIC SCALE TICKETS.....	492	MSI-9850 CELLSCALE™ RF	
REPLACEMENT ASSEMBLIES.....	473	<i>Create Your Own Custom Ticket</i>		DIGITAL INDICATOR.....	542
WIRE ROPE ASSEMBLIES.....	473	MECHANICAL SCALE TICKETS.....	493	VIRTUI2®.....	544
CUSTOM WIRE ROPES.....	473	PRINTER DUST COVERS.....	494	<i>PC-Based HMI for IQUBE®</i>	
CUSTOM WIRE ROPE		PRINTER CABLES.....	495	SCT-1100 AND SCT-2200.....	545
DEFINITION FORM.....	474	STATIC BRUSHES.....	496	<i>Signal Conditioning Transmitter/Indicator</i>	
SPHERICAL WASHER SETS.....	475	IONIZING STRIPS.....	496	SCT-3300.....	546
WELDLESS END LINKS.....	475	IONIZING STRIPS ACCESSORIES.....	496	<i>Signal Conditioning Transmitter/Indicator</i>	
LOAD CELL SPACERS.....	476	INDUSTRIAL CORROSION INHIBITOR.....	497	SCT-10 AND SCT-20.....	547
LOAD BUTTON.....	476	CRIMPER AND LEAD SEALS.....	497	<i>Signal Conditioning Transmitter/Indicator</i>	
LOAD BUTTON INSERT KIT.....	476	DESICCANTS.....	497	SCT-30 AND SCT-40.....	548
FLINTEC™ ADJUSTABLE RUBBER FOOT.....	477	STATIC CONTROL TABLE MAT AND FLOOR		<i>Signal Conditioning Transmitter/Indicator</i>	
SUREFOOT™.....	477	MAT.....	498	SCT-1000, 1100, 2200, 3300,	
BENCH SCALE FEET.....	478	STATIC CONTROL WRIST STRAP.....	498	10, 20, 30 AND 40.....	549
POLYURETHANE RUBBER		STATIC SHIELDING BAGS.....	499	<i>Signal Conditioning Transmitter/Indicator</i>	
LEVELING FEET.....	478	STATIC-SAFE SERVICE KIT.....	499	RELAYS AND RACKS.....	550
CAPTURED BALL FLOOR SCALE		RICE LAKE'S SCALE TECHNICIAN KITS.....	500	GRAYHILL RELAYS AND RACKS.....	550
LEVELING FEET.....	479				
LEVELING PADS.....	480				
LEVELING MOUNT.....	480				
LEVELING PAD STEMS.....	480				
SUMMIT® 3000 SCALE BASE.....	481				
FLOOR SCALE BASE.....	481				
ROUGHDECK® SCALE BASE.....	481				
COMPLETE CUSTOM CABLE SERVICES.....	482				
EL147RP PLUS.....	483				
<i>Rodent Protection Cables</i>					
HOSTILE ENVIRONMENT					
LOAD CELL CABLE.....	484				
STANDARD LOAD CELL CABLE.....	484				
EL147IS HAZARDOUS ENVIRONMENT					
BLUE JACKET CABLE.....	485				
EL144 COMMUNICATIONS CABLE.....	485				
BCD CABLE.....	485				
FIBER OPTIC CABLE.....	486				
SURVIVOR® EL620HE					
HIGH TEMPERATURE CABLE.....	486				
SURVIVOR® CABLE ARMOR.....	486				
EL148HE REPLACEMENT METTLER TOLEDO®					
POWER CELL® CABLE.....	487				
METTLER TOLEDO® POWER CELL®					
HOMERUN CABLE.....	487				
LOAD CELL CONDUIT ADAPTORS.....	487				

Indicators / Controllers

TABLE OF CONTENTS.....	501	920i® FLEXWEIGH SYSTEMS.....	532
120/120 PLUS.....	502	<i>Fillers/Batchers</i>	
<i>Digital Weight Indicator</i>		920i® FLEXWEIGH SYSTEMS.....	534
IQ PLUS® 210.....	504	<i>Bulkweighers</i>	
<i>Digital Weight Indicator</i>		920i® FLEXWEIGH SYSTEMS.....	535
CW-90 AND CW-90X.....	505	<i>Flow Rate Controllers</i>	
<i>Checkweigher Indicator Only</i>		920i® FLEXWEIGH SYSTEMS.....	535
480/480 PLUS LEGEND SERIES.....	508	<i>Hand Batching</i>	
<i>Digital Weight Indicator</i>		MSI-8000.....	537
482/482 PLUS LEGEND SERIES.....	510	<i>RF Remote Display</i>	
<i>Digital Weight Indicator</i>		MSI-8000HD.....	538
680 SYNERGY SERIES.....	512	<i>Digital Weight Indicator</i>	
<i>Digital Weight Indicator</i>		MSI-8004HD.....	540
720i™ SERIES.....	514	<i>Indicator/RF LED Remote Display</i>	
<i>Programmable Weight Indicator/Controller</i>		MSI-9850 CELLSCALE™ RF	
820i™ SERIES.....	516	DIGITAL INDICATOR.....	542
<i>Programmable Weight Indicator/Controller</i>		VIRTUI2®.....	544
880/880 PLUS		<i>PC-Based HMI for IQUBE®</i>	
PERFORMANCE™ SERIES.....	518	SCT-1100 AND SCT-2200.....	545
<i>Digital Weight Indicator/Controller</i>		<i>Signal Conditioning Transmitter/Indicator</i>	
920i® SERIES.....	521	SCT-3300.....	546
<i>Programmable Weight Indicator/Controller</i>		<i>Signal Conditioning Transmitter/Indicator</i>	
1280 ENTERPRISE™ SERIES.....	526	SCT-10 AND SCT-20.....	547
<i>Programmable Color Touchscreen Weight Indicator/Controller</i>		<i>Signal Conditioning Transmitter/Indicator</i>	
920i® USER PROGRAMS.....	531	SCT-30 AND SCT-40.....	548
		<i>Signal Conditioning Transmitter/Indicator</i>	
		SCT-1000, 1100, 2200, 3300,	
		10, 20, 30 AND 40.....	549
		<i>Signal Conditioning Transmitter/Indicator</i>	
		RELAYS AND RACKS.....	550
		GRAYHILL RELAYS AND RACKS.....	550
		INTRINSICALLY SAFE	
		EXPLOSIVE ENVIRONMENT	
		EQUIPMENT POLICY.....	552
		HAZARDOUS AREA CLASSIFICATION.....	553
		EXPLOSIVE	
		ENVIRONMENT SOLUTIONS.....	554
		HAZARDOUS ATMOSPHERES	
		(FOR REFERENCE ONLY).....	555
		882IS/882IS PLUS.....	556
		<i>Intrinsically Safe Digital Weight Indicator</i>	
		EL232 XPCD.....	560
		<i>Explosion Proof Remote Serial Display</i>	
		INTRINSIC SAFETY BARRIERS.....	562
		PROTOCOL CARDS	
		PROFIBUS® DP INTERFACE.....	564
		<i>720i™/820i®/920i®</i>	
		PROFINET® IO INTERFACE.....	564
		<i>920i®</i>	
		REMOTE I/O INTERFACE.....	565
		<i>720i™/820i®/920i®</i>	
		DEVICENET™ INTERFACE.....	565
		<i>720i™/820i®/920i®</i>	
		CONTROLNET™ INTERFACE.....	566
		<i>820i®/920i®</i>	
		ETHERNET/IP® INTERFACE.....	566
		<i>720i™/820i®/920i®</i>	
		ETHERNET TCP/IP INTERFACE.....	567
		<i>720i™/820i®/920i®</i>	
		PROFIBUS® DP INTERFACE.....	568
		<i>880/1280</i>	

Table of Contents

PROFINET® INTERFACE568	880/1280
DEVICENET™ INTERFACE569	880/1280
MODBUS-TCP® INTERFACE569	880/1280
ETHERNET/IP® INTERFACE570	880/1280
ETHERCAT INTERFACE570	880/1280
RF TRANSCEIVERS	
TRANSEND™571	Wireless Load Cell Interface System
SENDIT™ WIRELESS LOAD CELL INTERFACE SYSTEM574	
CONNEXLINK™575	Wireless Radio 900 MHz Transceivers
INDUSTRIAL BROADBAND WIRELESS ETHERNET576	
VISIBLE LIGHTS AND AUDIBLE ALARMS577	
DIN RAIL TRANSIENT PROTECTOR & FUSE577	
MANUAL PUSHBUTTONS/ PUSHBUTTON SWITCHES577	
ACCESSORIES	
ALUMINUM KEYPADS577	
INDUSTRIAL CONTROL PRODUCTS	
TRIPP-LITE USB TO SERIAL CONVERTERS578	Serial Adapters
AMPHENOL® RJF 544579	Harsh Environment Ethernet Connection System
ABLECABLE®580	RS 232/USB Serial Smart Cable Direct, Keyboard Input Direct
GO-BETWEEN581	Data Capture and Storage
InMotion Weighing	
TABLE OF CONTENTS583	
MOTOWEIGH® IMW-HD584	Heavy Duty In-Motion Conveyor Scale
MOTOWEIGH® IMW586	In-Motion Conveyor Scale and Checkweigher
MOTOWEIGH® METAL DETECTOR588	
MOTOWEIGH® CASCADE CHECKWEIGHER591	Gravity Drop Checkweigher
MOTOWEIGH® INTEGRATOR592	
A&D INSPECTION593	In-Motion Checkweigher and Metal Detector
Junction Boxes / Simulators	
TABLE OF CONTENTS595	
JB4SS596	TuffSeal® Signal Trim Junction Box
JB4ES597	TuffSeal® Excitation Trim Junction Box
JB4SP AND JB4SPT598	TuffSeal® Signal Trim Junction Box

JB4EP AND JB4EPT599	TuffSeal® Excitation Trim Junction Box
EL204600	Signal Trim Junction Box
EL504601	Signal Trim Junction Box
JB8SP602	TuffSeal® Signal Trim Junction Box
JB8SPT603	TuffSeal® Signal Trim Junction Box
EL304A604	Signal Trim Junction Box
JB1010T605	Signal/Excitation Trim Junction Box with Transient Protection
JB1010ST606	Signal Trim Junction Box with Transient Protection
REPLACEMENT JUNCTION BOXES, BOARDS OR COMPONENTS607	
IQUBE 2®608	Digital Diagnostic Junction Box
EL168611	1-Cell Junction Box
TP75 DC611	Transient Protection
UJB3T6 DC612	Transient Protection
TP232 RS-232613	High Energy Serial Protection
RANGER 1613	
RANGER 3614	
TRANSDUCER SIMULATOR 4614	
RANGER 5615	
RANGER 7615	
Livestock	
TABLE OF CONTENTS617	
ROUGHDECK® SLV618	Single Animal Livestock Scale
FARM BARS620	
Load Cells / Weigh Modules	
TABLE OF CONTENTS623	
SURVIVOR WEIGH MODULE	
SURVIVOR PARAMOUNTS® HE626	Medium-capacity Weigh Module Systems
RL1700 HE628	Light- to Medium-capacity Weigh Modules
RL1600 HE630	Medium-capacity Weigh Modules
RL1855 HE-HS632	Medium-capacity Weigh Modules with Hermetically Sealed Load Cells
RL2100 HE634	Heavy-capacity Weigh Modules
WEIGH MODULES	
ITCM636	Isolated Tension Cell Modules
ITCM SS639	Stainless Steel Isolated Tension Cell Modules

ITCM HE641	Stainless Steel, Welded Seal, NTEP Certified Isolated Tension Cell Modules
RL50210 TA643	50 lb-500 lb Capacity Mini Tank Weighing Module
RL50219SS-TA645	50 lb-500 lb Capacity Mini Tank Weighing Module, Stainless Steel
RL50210 TA647	1,000 lb-2,500 lb Capacity Mini Tank Weighing Module
PARAMOUNTS® EP649	Environmentally Protected, Mild Steel, Light- to Medium-capacity Tank Weighing Systems
PARAMOUNTS® HS651	Hermetically Sealed, Mild Steel, Light- to Medium-capacity Tank Weighing Systems
RLBTM MILD/STAINLESS STEEL653	Mild Steel/Stainless Steel Weigh Modules
RL1800 SERIES654	Mild Steel/Stainless Steel Weigh Modules
RL1900 SERIES656	Stainless Steel Weigh Modules
RLTM658	Stainless Steel Tank Weigh Modules
RL9000TWM SERIES660	Tank, Hopper and Vessel Weighing Assembly
RL9000TWM-HT664	Tank, Hopper and Vessel Weigh Module
RL2200 SERIES666	Tank, Hopper and Vessel Weighing Assembly
RL2200 SS SERIES668	Stainless Steel, Tank, Hopper and Vessel Weighing Assembly
RLC670	Stainless Steel Weigh Modules, VPG Reverse
220 UNIVERSAL MOUNT672	Stainless Steel Weigh Modules, VPG Tedea-Huntleigh
EZ MOUNT 1674	Mild Steel Weigh Modules, Rice Lake Weighing Systems
EZ MOUNT 1 SS676	Stainless Steel Weigh Modules, Rice Lake Weighing Systems
EZ MOUNT 1 HE678	Stainless Steel Weigh Modules, Hermetically Sealed, Rice Lake Weighing Systems
RL1600 SERIES CAST IRON680	Cast Iron Weigh Modules
RL1600 SERIES682	Mild Steel Weigh Modules
RL1600 SERIES SS684	Stainless Steel Weigh Modules
MVS MOUNT/MVS686	Conversion Kit
TRANSLINK™ PARALLEL LINK TRUCK SCALE ASSEMBLY688	Rice Lake Weighing Systems
MOTOR TRUCK SCALE ELECTRONIC CONVERSION KIT689	Rice Lake Weighing Systems
MAGNAMOUNT®691	Tank, Truck and Railroad Track Assembly
METTLER TOLEDO™ DIGITOL® RETROFIT KIT692	Stainless Steel, Rice Lake Weighing Systems/Flintec
ELECTRONIC FLOOR SCALE UNDERDECK KITS694	

Table of Contents

S-BEAM

RL20000I	696
Alloy Steel, Environmentally Sealed, NTEP Certified 1:5,000 III/1:10,000 III, IP67	
RL20000SS	697
Stainless Steel, Environmentally Sealed, NTEP Certified 1:10,000 Class III Single Cell, IP67	
RL20000ST	698
Stainless Steel, Environmentally Sealed, NTEP Certified 1:10,000 Class III Single Cell, IP67	
RL20001I	699
Alloy Steel, Environmentally Sealed, NTEP Certified Single Cell 1:5,000 III/1:10,000 III, IP67	
RL20001HE	700
Stainless Steel, Welded Seal, NTEP Certified 1:5,000 Class III/1:10,000 Class III Single Cell, IP68	
RLETS	701
Alloy Steel, Environmentally Sealed, OIML C3, IP67	

SINGLE-ENDED BEAM

RL32018	702
Alloy Steel, Environmentally Sealed, NTEP Certified 1:5,000 Class III Multiple Cell, IP66	
RL32018S	703
Stainless Steel, Environmentally Sealed, NTEP Certified 1:5,000 Class III Multiple Cell, IP66	
RL32018S-P	704
Stainless Steel, Hermetically Sealed, IP69K	
RL32018S-HE	705
Stainless Steel, Hermetically Sealed, NTEP Certified 1:5,000 Class III Multiple Cell, IP69K	
RL32019S-HE	706
Stainless Steel, Hermetically Sealed, NTEP Certified 1:5,000 Class III Multiple Cell, IP69K	
RL32218S-HE	707
Stainless Steel, Hermetically Sealed, NTEP Certified 1:5,000 Class III Multiple Cell, IP69K	
RL9018SS	708
Stainless Steel, Hermetically Sealed, NTEP Certified 1:4,000S/1:5,000M, OIML C3, IP68	
RL30000I	709
Alloy Steel, Environmentally Sealed, NTEP Certified 1:5,000 III Class III Multiple Cell, IP67	
RL30002 THRU HOLE	710
Alloy Steel, Environmentally Sealed, NTEP Certified 1:5,000 III Class III Multiple Cell, IP67	
RLH35	711
Stainless Steel, NTEP Certified 1:5,000 Class III Multiple Cell, Welded Seal, IP67	
RL39123	712
Stainless Steel, Environmentally Sealed, IP67	
RL32018S-T	713
Stainless Steel, Hermetically Sealed, NTEP Certified, 1:5,000 Class III Multiple Cell, IP69K	
RL30745	714
Stainless Steel, Welded Seal, NTEP Certified 1:5,000 Class III Multiple, IP67	
RL35023	715
Alloy Steel, Environmentally Sealed, NTEP Certified 1:5,000 Class III Multiple Cell, IP67	
RL35023S	716
Stainless Steel, Environmentally Sealed, NTEP Certified 1:5,000 Class III Multiple Cell, IP67	
RL35023S PAINTED	717
Stainless Steel, Environmentally Sealed, NTEP Certified 1:5,000 Class III Multiple Cell, IP67	
RL35083	718
Stainless Steel, Welded Seal, IP67	

RL35082	719
Stainless Steel, Welded Seal IP67/Hermetic Seal IP69K, NTEP Certified 1:5,000 Class III Multiple Cell	
RLETB	720
Alloy Steel, Environmentally Sealed, OIML C3, IP67	
RLHTO	721
Stainless Steel, Hermetically Sealed, IP66/68	
RLSSB	722
Stainless Steel, Welded Seal, NTEP Certified 1:5,000 Class III Multiple Cell, IP67	
RLSB250/RLSB250T	723
Stainless Steel, Welded Seal, NTEP Certified 1:5,000 Class III Multiple Cell, IP67	
RL50219SS	724
Stainless Steel, Environmentally Sealed, IP65	
RL50210	725
Alloy Steel, Environmentally Sealed, IP65	
RL60040SS	726
Stainless Steel, Environmentally Sealed, IP65	
RL40BBS	727
Alloy Steel, Environmentally Sealed, IP65	
RLHBB	728
Stainless Steel, Hermetically Sealed, NTEP Certified 1:4,000 Class III Single Cell 1:5,000 Class III Multiple Cell, OIML C3, IP68	
RL32011WB-L	729
Stainless Steel, Environmentally Sealed, NTEP Certified 1:5,000 Class III Multiple Cell, Potted, IP67	
RL32011WB-T	730
Stainless Steel, Environmentally Sealed, NTEP Certified 1:5,000 Class III Multiple Cell, Potted, IP67	
DOUBLE-ENDED BEAM	
RL70000	731
Alloy Steel, Environmentally Sealed, NTEP Certified 1:10,000 Class III Multiple Cell, IP67	
RL70000SS	732
Stainless Steel, Environmentally Sealed, NTEP Certified 1:5,000 Class III/1:10,000 III Multiple Cell, IP67	
RL72019SS	733
Stainless Steel, Environmentally Sealed, IP68	
RL72010MH	734
Stainless Steel, Hermetically Sealed, IP68	
RL75016	735
Alloy Steel, Environmentally Sealed, IP67	
RL75016 PAINTED	736
Alloy Steel, Environmentally Sealed, IP67	
RL75016SS	737
Stainless Steel, Environmentally Sealed, IP67	
RL75016SS-W	738
Stainless Steel, Welded Seal, IP67	
RL75016WHE	739
Stainless Steel, Hermetically Sealed, IP69K	
RL75058I	740
Alloy Steel, Environmentally Sealed, NTEP Certified 1:10,000 Class III Multiple Cell, IP67	
RL75060S	741
Stainless Steel, Welded Seal, NTEP Certified 1:5,000 III/1:10,000 Class III Multiple Cell, IP67	
RL75223	742
Alloy Steel, Welded Seal, NTEP Certified 1:10,000 Class III Multiple Cell, IP67	
RLDB50000S	743
Stainless Steel, Welded Seal, NTEP Certified 1:10,000 III Multiple Cell, IP67	
RL75040	744
Alloy Steel, Environmentally Sealed, NTEP Certified 1:10,000 Class III Multiple Cell, IP67	

COMPRESSION CANISTER

RLCSP1	746
Stainless Steel, Welded Seal, NTEP Certified 1:10,000 Class III Multiple Cell, IP67	
COMPRESSION CANISTER	
RL8C2P1SST	747
Stainless Steel, Hermetically Sealed, NTEP Certified 1:10,000 Class III Multiple Cell, IP68	
ROCKER COLUMN	
RLSCA-50K	748
Stainless Steel, Welded Seal, NTEP Certified 1:10,000 Class III Multiple Cell, IP67	
RL70510-30T/RL80453-100,000 LB	749
Stainless Steel, Hermetically Sealed, NTEP Certified 1:10,000 Class III L, IP69K	
RL75114-50K	750
Stainless Steel, Welded Seal, NTEP Certified 1:10,000 Class III L, IP67	
COMPRESSION DISK	
RL90000	751
Alloy Steel, Environmentally Sealed, IP67	
SINGLE POINT	
RLPC6	752
Stainless Steel, Hermetically Sealed, NTEP Certified 1:5,000 Class III Single Cell, IP69K	
RLPWM15HE	753
Stainless Steel, Hermetically Sealed, NTEP Certified 1:5,000 Class III Single Cell, IP69K	
RLPWM15	754
Stainless Steel, Environmentally Sealed, NTEP Certified 1:5,000 Class III Single Cell, IP67	
RLPCBC-60	755
Stainless Steel, Hermetically Sealed, NTEP Certified 1:5,000 Class III Single Cell, IP69K	
RL1521A	756
Aluminum, Environmentally Sealed, NTEP Certified 1:5,000 Class III Single Cell, IP66	
RL1010	757
Aluminum, NTEP Certified 1:5,000 Class III Single Cell, Potted and Unpotted, IP65/IP67	
RLSP4	758
Aluminum, Environmentally Sealed, NTEP Certified 1:5,000 Class III Single Cell, IP66	
RLPWM12	759
Aluminum, Environmentally Sealed, NTEP Certified 1:5,000 Class III Single Cell, IP67	
RLPWM16	760
Aluminum, Environmentally Sealed, NTEP Certified 1:5,000 Class III Single Cell, IP67	
RL1042	761
Aluminum, Environmentally Sealed, NTEP Certified 1:5,000 Class III Single Cell, IP66	
RL1040	762
Aluminum, NTEP Certified 1:5,000 Class III Single Cell, Potted and Unpotted, IP65/IP67	
RL1140	763
Stainless Steel, Environmentally Sealed, Potted IP67	
RL1380	764
Stainless Steel, Environmentally Sealed, NTEP Certified 1:3,000 Class III Single Cell, IP67	
RL1385	765
Stainless Steel, Environmentally Sealed, NTEP Certified 1:4,500 Class III Single Cell, IP67	
RL1260	766
Aluminum, Environmentally Sealed, NTEP Certified 1:5,000 Class III Single Cell, IP67	

RL260FD	767
<i>Fluid Damped, Stainless Steel, Environmentally Sealed, Single Cell 1:3,000, IP68</i>	
RL26018A	768
<i>Aluminum, Environmentally Sealed, NTEP Certified 1:5,000 Class III Single Cell, IP67</i>	
RL1250	769
<i>Aluminum, Environmentally Sealed, NTEP Certified 1:5,000 Class III Single Cell, Potted, IP67</i>	
RL1218A	770
<i>Aluminum, Environmentally Sealed, NTEP Certified 1:5,000 Class III Single Cell, IP67</i>	
RL42018A	771
<i>Aluminum, Environmentally Sealed, NTEP Certified 1:5,000 Class III Single Cell, IP66</i>	
RLFLS	772
<i>Stainless Steel, Environmentally Sealed, Potted, IP67</i>	
PLANAR BEAM	
RLBLP	774
<i>Aluminum, Environmentally Sealed, IP65</i>	
TENSION LINK	
RL2010	775
<i>Stainless Steel, Environmentally Sealed, IP67</i>	
MSI-LOAD PIN SENSORS	776
MSI-LOAD PIN QUESTIONNAIRE	777
MSI-TENSION LINK LOAD CELL	778
MSI-CLAMP ON LOAD CELL	780
Medical Scales	
TABLE OF CONTENTS	781
RL-440HH	
DIGITAL HOME HEALTH SCALE	782
RL-330HHD/RL-330HHL	
DIAL HOME HEALTH SCALE	783
DHH-10	
DIGITAL HOME HEALTH SCALE	784
RL-MPS MECHANICAL	
PHYSICIAN SCALE	785
<i>Lb and Kg</i>	
RL-MPS-10 MECHANICAL	
PHYSICIAN SCALE	786
<i>Lb Only</i>	
RL-MPS-20 MECHANICAL	
PHYSICIAN SCALE	787
<i>Lb and Kg</i>	
RL-MPS-30 MECHANICAL	
PHYSICIAN SCALE	788
RL-MPS-40 MECHANICAL	
PHYSICIAN SCALE	789
<i>Lb and Kg</i>	
RL-MPS-50 MECHANICAL	
PHYSICIAN SCALE	790
150-10-5 DIGITAL PHYSICIAN SCALE	
EYE-LEVEL	791
150-10-6 DIGITAL PHYSICIAN SCALE	
WAIST-LEVEL	793
150-10-7 DIGITAL PHYSICIAN SCALE	795
<i>Floor-level</i>	
160-10-7N DIGITAL ATHLETIC	
LOW-PROFILE SCALE	796
RL-WMS-10 WALL MOUNT	
STADIOMETER	797

RL-MIS MECHANICAL BABY SCALE	798
<i>Lb and Kg Beam</i>	
RL-MIS-20 MECHANICAL	
BABY SCALE	799
<i>Kg Beam</i>	
DIGITAL BABY SCALE -	
SUSPENDED INFANT SCALE	800
RL-DBS DIGITAL BABY SCALE	801
RL-DBS-2 DIGITAL BABY SCALE	802
<i>Dual Range</i>	
D400 ADULT AND CHILD SCALE	803
650-10-1 NEONATAL SCALE	804
<i>Dual Range</i>	
RL-PMM PEDIATRIC MEASURING MAT	805
RL-PCT-10 PEDIATRIC	
CIRCUMFERENCE TAPE	805
260-10-1 BARIATRIC	
HANDRAIL SCALE	806
250-10-2 BARIATRIC	
HANDRAIL SCALE	807
250-10-4 BARIATRIC	
HANDRAIL SCALE	808
<i>With Seat</i>	
RL-MCS MECHANICAL	
CHAIR SCALE	809
<i>16 Inch Wide Seat</i>	
560-10-1 DIGITAL CHAIR SCALE	810
<i>20 Inch Wide Seat</i>	
550-10-1 DIGITAL CHAIR SCALE	811
<i>17 Inch Wide Seat</i>	
D300 SERIES WIRELESS	
WHEELCHAIR SCALE	812
350-10-3M DUAL-RAMP	
WHEELCHAIR SCALE	813
350-10-2 SINGLE-RAMP	
WHEELCHAIR SCALE	814
350-10-7 SINGLE-RAMP	
WHEELCHAIR PLATFORM SCALE	815
350-10-3 DUAL-RAMP	
WHEELCHAIR SCALE	816
<i>with Handrail</i>	
350-10-4 DUAL-RAMP	
WHEELCHAIR SCALE	817
<i>With Seat and Handrail</i>	
350-10-8 DUAL-RAMP	
WHEELCHAIR PLATFORM SCALE	818
RL-350-5 SINGLE-RAMP PORTABLE	
BARIATRIC WHEELCHAIR SCALE	819
<i>34 Inches Wide</i>	
RL-350-6 DUAL-RAMP PORTABLE	
BARIATRIC WHEELCHAIR SCALE	820
<i>34 Inches Wide</i>	
SB-1150 SUMMIT™ BARIATRIC	
WHEELCHAIR SCALE	821
SD-1150-WP DIALYSIS	
WHEELCHAIR SCALE	822
<i>Pit Frame Concrete Details</i>	
Monorail Scales	
TABLE OF CONTENTS	825
MS200 AND MS202	826
<i>Portable and Permanent Monorail Scales</i>	

Onboard Weighing	
TABLE OF CONTENTS	827
SEMI TRAILER KITS	828
STRAIGHT TRUCK	
AND LOGGING KITS	829
TRADEROUTE™ HL SERIES	833
<i>Legal for Trade Onboard Weighing System</i>	
LOADRUNNER™ ONBOARD	
WEIGHING SYSTEMS	836
<i>Dump Truck Systems Kit</i>	
Pipe Lever Scales	
TABLE OF CONTENTS	837
PIPE LEVER SCALE	838
Power Conditioning	
TABLE OF CONTENTS	841
SELECTING THE BEST POWER	
CONDITIONING DEVICES/EQUIPMENT	
FOR YOUR APPLICATION	842
TRANSIENT PROTECTION AC, DC,	
SERIES AND PARALLEL	844
TP232 RS-232	845
<i>Serial Surge Protector</i>	
TRIPP-LITE DNET1	846
<i>Ethernet Surge Suppressor</i>	
LCP-1 DC	846
<i>DC Transient Protector</i>	
UJB3T6 DC	847
<i>DC Transient Protector</i>	
TP75 DC	848
<i>DC Transient Protector</i>	
ISOBLOK®	849
<i>AC Transient Protector</i>	
ISOBAR®	850
<i>AC Transient Protector</i>	
EL226	851
<i>AC Transient Protector</i>	
EL225-4	852
<i>AC Transient Protector</i>	
SOLA MCR SERIES	852
<i>Power Regulator</i>	
TRIPP-LITE PV SERIES	853
<i>Power Converter</i>	
TRIPP-LITE LC1200	853
<i>Power Regulator</i>	
SOLA S1K/S3K	854
<i>Uninterruptible Power Supply (UPS)</i>	
LIEBERT PSP/PSA	855
<i>Uninterruptible Power Supply (UPS)</i>	
EATON 3S/5S	855
<i>Uninterruptible Power Supply (UPS)</i>	
Precision Industrial Weighing	
TABLE OF CONTENTS	857
MINEBEA INTEC MIDRICS SERIES	858
<i>Complete Scale</i>	
MINEBEA INTEC MIDRICS 2 SERIES	859
<i>Midrics/Combics System</i>	
MINEBEA INTEC COMBICS 2	860
<i>Complete Scale</i>	

Table of Contents

MINEBEA INTEC SIGNUM SERIES	861
<i>Complete Scale</i>	
MINEBEA INTEC MIDRICS® 1 AND 2 SERIES	863
<i>Digital Weight Indicator</i>	
MINEBEA INTEC COMBICS 1	864
<i>Digital Weight Indicator</i>	
MINEBEA INTEC COMBICS 2	865
<i>Digital Weight Indicator</i>	
MINEBEA INTEC COMBICS 3	866
MINEBEA INTEC COMBICS	867
<i>Bench and Floor Platform Scales</i>	
<i>Painted/Stainless Steel</i>	
MINEBEA INTEC IF SERIES	869
<i>Painted Steel Platform Scale</i>	
<i>Stainless Steel Platform Scale</i>	
MINEBEA INTEC IS SERIES	874
<i>Weighing Platforms</i>	
MINEBEA INTEC SIGNUM EX SUPREME	876
MINEBEA INTEC COMBICS 2 EX	878
<i>Explosion Proof Digital Weight Indicator</i>	
MINEBEA INTEC COMBICS	879
<i>Explosion Proof Bench and Floor Platform Scales</i>	
MINEBEA INTEC IF SERIES	880
<i>Explosion Proof Weighing Platform Scales</i>	
MINEBEA INTEC IS-X	883
<i>Explosion Proof Scales</i>	
MINEBEA INTEC PR6201	884
<i>Zinc-Plated Steel Star Mount Kits</i>	
<i>Stainless Steel Star Mount Kits</i>	
MINEBEA INTEC PR6202	886
<i>Hygienic Weigh Module Kits</i>	
MINEBEA INTEC CONTEGO-HYGIENIC WEIGH MODULE KITS	887
<i>Lateral Cable Outlet</i>	
<i>Top Cable Outlet</i>	
MINEBEA INTEC PR5220	
ETHERNET TRANSMITTER	889
MINEBEA INTEC PR5230	
FIELDBUS TRANSMITTER	890

Printers

TABLE OF CONTENTS	891
RICE LAKE SURVIVOR® SST3®	892
<i>Washdown Label Printer</i>	
RICE LAKE GUARDIAN™	894
<i>Stainless Steel Printer Enclosure</i>	
RICE LAKE GUARDIAN G-2™	894
<i>Steel Printer Enclosure</i>	
RICE LAKE POLY GUARD	895
<i>Clear Printer Enclosure</i>	
HONEYWELL E-CLASS III	896
HONEYWELL M-4206	
MARK II/M-4210 MARK II	897
HONEYWELL I-4212E MARK II	899
<i>Direct Thermal Printer</i>	
HONEYWELL H-4212 / H-4310	901
<i>Direct Thermal/Thermal Transfer Label Printer</i>	
HONEYWELL DMXREW1	903
<i>Label Rewinder/Unwinder</i>	
EPSON® TM-T88V	904
<i>POS Printer</i>	
EPSON® TM-U220	905
<i>Tape Printer</i>	
EPSON® TM-U295	906
<i>Ticket Printer</i>	

EPSON® TM-U590	907
<i>Ticket Printer</i>	
GODEX® DT2X	908
<i>Label Printer</i>	
GODEX® DT4XW	909
<i>Label Printer</i>	
GODEX® G500	910
<i>Label Printer</i>	
OKIDATA 186 PLUS	912
<i>Microline Printers</i>	
OKIDATA 320/390/420 TURBO	913
<i>Microline Printers</i>	
PRINTEK MTP400SI	915
<i>Mobile Printer</i>	
STAR® MICRONICS SP298	916
<i>Dot Matrix Ticket Printer</i>	
STAR® SP512/SP542/SP712/SP742	918
<i>Dot Matrix Printers</i>	
STAR® TSP 847	920
<i>Receipt Thermal Printer</i>	
STAR® TSP654II/TSP743 II	921
<i>Direct Thermal Printers</i>	
ZEBRA® ZD 410/TLP 2824 PLUS	923
<i>Thermal Printer</i>	
ZEBRA ZD SERIES	924
<i>Label Printer</i>	
ZEBRA® QLN420	926
<i>Mobile Printer</i>	
DTL	928
<i>Direct Thermal Label</i>	
DTL PLUS/DTT	929
DTL-SYN	929
TTL	930
<i>Thermal Transfer Label</i>	
TTT STANDARD TAG	931
SDR SUPER DURABLE RIBBON	931
FANTASTOCK THERMAL TRANSFER LABEL	931
MAXWAX™ GPR	932
<i>General-Purpose Ribbon</i>	
TAPE AND TICKET PRINTER IMPACT RIBBONS	933
TAPE PRINTER PAPER SUPPLIES	934
ELECTRONIC SCALE TICKETS	935
MECHANICAL SCALE TICKETS	936
<i>Create Your Own Custom Ticket</i>	
REPLACEMENT PRINT HEADS	937
PRINTER CABLES	938
DUST COVERS	939

Remote Displays / Scoreboards

TABLE OF CONTENTS	941
LASERLIGHT2™	942
<i>Four-inch or Six-inch, Four-inch Stop/Go Remote Display</i>	
LASERLT-60 AND LASERLT-100	944
<i>Two-inch or Four-inch Remote Display or Weight Indicator</i>	
RD-232	946
<i>0.8-inch LED Remote Display</i>	
RD-300	948
<i>1.0-inch LCD Remote Display</i>	

Retail Scales

TABLE OF CONTENTS	951
RICE LAKE RS-130/RS-160	952
<i>Battery-Operated Price Computing Scales</i>	
ISHIDA ASTRA II	954
<i>Price Computing Scale with Printer</i>	
ISHIDA ASTRA II STANDARD LABEL FORMATS	956
BENCHPRO™ BP-R	958
<i>Multi-Purpose Digital Bench Scale</i>	
QUIKSHARP™	960
<i>Sharpener</i>	

Scanners

TABLE OF CONTENTS	961
DATALOGIC® QUICKSCAN® QD2131	962
<i>Linear Imager Handheld Scanner</i>	
DATALOGIC® POWERSCAN® PD9130 SERIES	963
DATALOGIC® POWERSCAN® RF PM9100 SERIES	964
MOTOROLA® DS457	965

Software

TABLE OF CONTENTS	967
VIRTUI2®	968
<i>PC-Based HMI for IQUBE2®</i>	
INTERCHANGE	969
<i>920®/1280 Database Management Software</i>	
ONTRAK®	970
<i>Truck Data Management Software</i>	
TRANSACT® LE/TRANSACT/ TRANSACT PLUS	972
<i>Truck Data Management Software</i>	
WEIGHVAULT®	974
WINWEDGE® TAL SOFTWARE	975
<i>Wedge Software</i>	

Vehicle Scales

TABLE OF CONTENTS	977
SURVIVOR® TRUCK AND RAIL SCALES	978
RAILBOSS®	979
<i>Full Draft or Double Draft</i>	
ROUGHDECK® AX	982
<i>Tandem Axle Scale</i>	
AX3040	983
<i>Tandem Axle Scale</i>	
ROUGHDECK® AX-1	985
<i>Axle Scale</i>	
LOAD RANGER	988
<i>Wireless Wheel Pad Scale</i>	

FREIGHT SERVICES OFFERED	"SMALL PACK"	LTL	TRUCK LOAD
Nationwide Same Day Service	Y* ***	Y*	N
Next Day (AM)	Y**	Y**	Y**
Next Day (END OF DAY)	Y	Y**	Y**
2 Day	Y	Y	Y
3 Day	Y	Y	Y
Ground	Y	Y	Y
Canada	Y	Y	Y
Mexico	Y	Y	Y
Express Freight (Air-over 150 lb)***	Y	Y	N
International (Sea)	Y	Y	Y
International (Air)	Y	Y	N

* Subject to cost/distance

** Subject to distance

*** Subject to flight availability and proximity of nearest airport

Same Day Services

These services do not carry the same service guarantees that standard delivery schedules do and are subject to availability.

Small Parcel Services

We ship with internationally recognized parcel carriers based on delivery time and services offered.

Determining Dimensional Weight for Small Parcel Shipments for Air and Ground

When shipping via air services, couriers require that the shipping weight be determined by the greater of the actual weight of the boxed product or its dimensional shipping weight. The formula for calculating dimensional shipping weight is as follows:

Domestic shipments via Ground or Air: $L \times W \times H / 139$.

International air shipments $L \times W \times H / 139$.

Please note: Rice Lake Weighing Systems takes the added precaution of double-boxing some of our electronic products and balances. This may result in higher dimensional weight charges by the carrier. Even with this added precaution, we suggest that you always ship high precision and fragile products via air services to reduce excessive handling.

Less Than Truck Load (LTL)

Full service LTL coverage for the continental United States, Puerto Rico, Canada and Mexico.

Note: A standard LTL delivery is considered to be one that ships from either a company or partner dock to arrival at a standard commercial address with disposition of the goods at the rear of the truck to enable off loading by material handling equipment provided by the consignee at either ground level or via loading dock. Allied to this, the freight in question should be palletized and secured in a way to facilitate the safe handling of the freight with no one dimension over seven feet, six inches.

Any LTL delivery falling outside of this criteria may well accrue accessorial charges levied by the carrier in line with their tariff rules. It is recommended that any potential accessorial cost are discussed at the time of order placement so that these costs can be billed appropriately at the time of shipment. If this is not the case, Rice Lake reserves the right to charge the customer retrospectively for any accessorial costs incurred during the delivery process.

Accessorial charges include, but are not limited to the following:

Lift gate, call for appointment and guaranteed delivery: Day and by 10:30 a.m. (where available). Excessive length, inside delivery

NOTE: To inside of first threshold crossed only, high cost delivery areas such as government sites and mines, re-delivery, re-consignment, residential and restricted access shipments. All prices are available on request.

Full Truckload

Various truckload providers give us the ability to ship to the contiguous United States, Alaska, Canada and Mexico.

Forwarders (International Freight)

We can provide service through a forwarder of our choice, or select one of your preferred forwarders.

Air freight: All of our forwarders are internationally recognized brands.

Ocean freight: All of our forwarders are internationally recognized brands.

Shipping Information

Rice Lake Weighing Systems Freight Claims Procedure

Incidents can happen anytime between a package's departure from Rice Lake's loading dock and the time you receive it. For that reason, we are asking you to follow the procedures below when receiving a shipment.

The Bill of Lading (BOL) or Delivery Receipt (D/R) is the only record of the product's condition when it arrives at your site. If you do not inspect a shipment before signing, you are essentially waiving the right to collect on a damage claim regardless of whether the damage is visible or concealed. Your signature on a delivering carrier's BOL or D/R constitutes acceptance of the merchandise "as is." This proof is essential in filing a claim and holding the responsible parties accountable for items damaged or missing while in transit. Remember, once you sign, the goods and the responsibility are yours.

Receiving a Shipment

- Check immediately for possible damage during shipment. Inspect, examine and inventory your delivery as it is unloaded.
- Open cartons and containers. Any suspicion of damage or shortage must be noted on the BOL or D/R. This information must include the item, discrepancy and condition of the item in question. If this is NOT noted, the liability to prove the damage was done by the delivering carrier is your responsibility.
- The driver cannot leave your receiving dock until the BOL or D/R is signed, regardless if they are behind schedule or not. Do not be intimidated by the driver.

Damaged Shipment

- **Discovered Damage:** If the box, crate or merchandise is visibly damaged, beyond what you would consider to be normal shipping wear and tear, refuse the delivery and request a Return Authorization Number from the driver in order for the shipment to be sent back to its origin at no charge.
- **Concealed Damage:** Immediately document and photograph the damage and packaging. Keep all crating and packaging material with the damaged item(s) for inspection by the company's claim inspector until told to either return or dispose of the item(s). The item should be moved minimally; only to an area where it can be inspected by the carrier or their agent.
- Keep a second copy of the BOL or D/R noting the damage and the driver's signature.
- Call your Rice Lake Weighing Systems customer service representative to report the shortage and/or damage. Ideally, the call should be made before the driver leaves the site.

At this point, a claim for concealed damage will be started and an inspection will be requested. The inspector will determine if the damage was possibly caused by the carrier. A report and claim must be filed with the carrier within seven days after delivery. The sooner concealed damage is discovered and reported, the better.

Small Parcel Shipments

In general, it is the policy of small parcel carriers to NOT deliver damaged packages but rather take them back to the distribution center for evaluation. HOWEVER, that does not always happen. Occasionally if the package is deemed to be ok, it will be re-taped and delivered to the consignee. If damage is noticed while still at the distribution center, a notation should have been entered into the system.

If you do receive a package that appears to be damaged you can either refuse as damaged or you can accept the damaged package and report the damage (immediately) to your customer service representative here at Rice Lake with the tracking number. They will, in turn, contact the relevant team member from their support group so the claims process can be started. It should be noted that **Drivers do not normally note the package was damaged until it is brought back to the distribution center and a clerk does that.**

A close-up photograph of a person's hands signing a document with a pen. The person is wearing a blue long-sleeved shirt. The document is on a desk, and there are other papers and a calculator nearby.

Signed Sealed Delivered... It's yours!

On average, regardless of carrier, 2% of all freight is damaged in transit. Don't let the delivery person slip away. And don't get left holding the bag.

Rice Lake merchandise is packaged carefully to arrive at your location on time, intact and in perfect working order. We don't ship damaged goods, and we work with many of the most reputable national carriers. But know this—anytime a package is sent, as many as 2 out of 100 will be mishandled. To be sure your business doesn't take the hit for someone else's mistake—INSPECT before you sign.

Whether or not the product itself has been damaged, remember—your signature accepts the delivery as is, releasing the carrier and supplier of all liability, unless you take action:

- Make note of any damage to the packaging, no matter how slight, including re-packaging, water damage, scratches to paint, etc. Take photos if possible to back up any necessary claims.
- Do not accept or sign for as “unchecked”—this is not an acceptable disclaimer.
- Where damage to contents is obvious, take photos and refuse the shipment.

Notify your supplier immediately with the claim number provided by the driver. Noting the condition of your delivery upon receipt is the only recourse when making a damage claim. Follow these steps and you'll get replacement merchandise faster, keep costs down and ensure the carrier is held responsible for their mistakes; not you, and not your supplier.

RICE LAKE®
WEIGHING SYSTEMS

800-472-6703
www.ricelake.com

Customer Service Contacts

At Rice Lake Weighing Systems we strive to give you the best customer service in the industry. You can depend on our knowledgeable staff to deliver decisive, courteous assistance when you need it most.

Customer Service Representative Hours (CST):

Monday through Friday 6:30AM to 6:30PM; Saturday 8:00AM to Noon

United States and Canada Field Sales



Michael Bordino
Southeast Region
715-434-5079



Tim Campbell
Great Lakes Region
715-434-5067



Jeff Canfield
Allegheny Region
715-434-5081



Jim Gruchalla
Lower Midwest
715-434-5084



Chris Hanson
Midsouth Region
715-434-5069



Brad Harder
Upper Midwest
715-736-6470



Jim Lynch
Mid-Atlantic Region
715-434-5077



Reggie Mabe
Eastern Canada Region
715-434-5049



Monte Martinson
Northwest Region
715-736-6466



Jim O'Brien
Northeast Region
715-736-6487



Murray Stewart
Western Canada Region
715-434-5194



Jeff White
Southwest Region
715-434-5047



Steve Delaney
Regional Sales
715-434-5293



Nick Maney
Regional Sales
715-434-5457

International Field Sales



Manuel Talancon
International Sales
Director



Martin Devilla
Rice Lake de Mexico
715-434-5258



Jose Mathew
Middle East/Asia/Africa
715-434-5048



Jaap Oosterlee
Europe
715-434-5816



Frank Da Silva
Central/South America
715-736-6498



Alan Mostowfi
Middle East
+39 344 2532967



Phil Maillols
Oceania Territory
+61 45 144 1755



Marco Casolari
Northern Europe
+39 329 6499997



Steve Cox
England/Ireland
+44 07716 329 580



Luca Prampolini
Spain/Portugal
+39 344 2528841



Andrea Mazzone
Italy
+39 377 1697446



Stefano Ferli
Italy
+39 351 273 1978



Vitaliy Domalchuk
Central Europe/Russia
+39 344 2686947
+49 174 3048927



Alessio Balatti
France
+39 344 2528126



Philippe Chikh
France
+33 613 028 310



Marco Cavallini
Eastern Europe/
Balkans
+39 351 2688900



Alessandro Mattioli
China
+86-21-66314055



Massimo Zanotti
Africa
+39 348 8707493

Customer Service Contacts Continued

Customer Relations



Mark O. Johnson
Chief Executive Officer



Mark Johnson, Jr.
President



Steve Parkman
Chief Operating Officer



Nick Peterson
Chief Financial Officer



Joe Grell
Vice President Heavy Capacity



Steve Hersman
Vice President of Global Sales



Tom Kowalski
Vice President of Technology



Patrick Ranfranz
Director of Marketing



Tom Guest
Sales Resource Manager



Tim Donahue
Senior Manager, Product Management



Guru Ganesh
Managing Director, India



Walter Hendriks
Managing Director, Europe



Dominic Hodkiewicz
Vice President of Manufacturing



Kevin Marshall
Logistics Manager



Jim Norvid
Director of Mechanical Engineering



Brandi Harder
Quality Manager



Massimo Corrandini
General Manager Modena, Italy



Enrico Tosi
Chief Financial Officer Modena, Italy

Inside Sales



Deanna Stanley
Inside Sales Supervisor



Eric Butzler



Becky Clausen



Sharon Frank



Sonya Hegle



Keven Jensen



Stacie Lashmett-Stoeberl



Gene Marquardt



Jason Mathews



Markus Narins



Len Nicpon



KC Peterson



Ray Pumala



Ali Richter



Russ Schnacky



Mike Solie



John Tennant



Lynnette Thompson

Customer Service Contacts Continued

Sales Engineers



Ben Fauske
Technical Support
Manager



John Eisele



Doug Hagie



Darin Ides



Chris Lancaster



Sharon Miller



Efrain Molinari
Habla Español



Mike Schilling



Rob Shofner



Marvin Stodola

Medical Sales



Kurt Labanowski
Medical Sales Director
715-434-5430



Karen Hansen



Tony Zillmer



Markus Narins
Sr Technical Customer
Service Representative

Heavy Capacity Sales

International Region



Peter Allen
Export Customer
Service Supervisor



**Jennifer
Krahenbuhl**



Gloria Miranda
Habla Español



Bobbie Stiver
Habla Español
Parle Français

Livestock Sales



Andy Burish
Product Management
Specialist



Keven Jensen
Technical Customer
Service Representative



Markus Narins
Sr Technical Customer
Service Representative



Len Nicpon
Technical Sales
Specialist

Customer Service Contacts Continued

Technical Support



Alan Dobrowolski



Joe Heinicke



Mark Hopland



Kyle Messerly



Torey Nelson



Brehven Oehlke



Preston Reed



Brady Reetz



Scott Ross



Greg Stager
Parle Francais



Layne Siverling



Joel Thompson



Mark Ware



Don O'Connell
Retail

Repair Department



Phil Stoeberl
Electronic Assembly
Repair Manager



Diane Gagner
Warranty>Returns



Lisa Maciosek
Warranty>Returns



Randee Bauch



David Deitz



Deb Hayton



Dale Koehler



Tracy Lavalieri

MSI



Joe Robinson



Brian Veitch



Phil Gray
Director of Operations



Bob Davis
Field Sales Engineer



Patrick Hillman
Technical Sales &
Service Specialist



Rob Nelson
Engineering Manager



Jack Nelson
Technical Sales
Specialist



Sue Radowick
Inside Sales

Receptionists



Terica Schamberger
Support Department
Supervisor/Sales
Referral Coordinator



Tammy Kline



Becky Sampson



Trish Schultz



Sam Zoellick

Financial Services



Lynette Marshall
Financial Services
Supervisor



Wendy Boese



Terri Brinker



Nicole Dostal



Marcia
Fankhauser



Melissa Olson



Kally Wagner

Trademarks

The following product names, logos, brands and other trademarks featured or referred to within this publication are the property of their respective trademark holders.

Access™	Flintec™	Novell®	SUREFOOT™
Adventure Pro®	Genius®	OHAUS®	Symbol®
Allen-Bradley®	Hewlett-Packard™	OKI®	TekLynx®
Amphenol®	Howe™	Pax®	Toledo®
AstraLabel™	IBM®	pcANYWHERE®	Torque™
AstraLink™	InCal™	Peachtree®	TRANSCORE®
AutoCal™	Intel®	Pioneer™	Trooper®
Beldfoil®	Interchange®	PowerCell®	Turck®
Bitstream®	Intercomp CS™	Powerware®	Valor®
Bluetooth®	Intercomp PT300DW™	PreVent™	Voyager®
Cardinal®	Intercomp PT300™	Prodigy Max™	Vulcan®
Cent-O-Gram®	IONMASTER™	Prodigy™	WinCT®
Centronics®	iPAQ™	Profibus®	Windows®
Citizen®	ISOBAR®	ProPrinter®	WinWedge®
ConnexLink™	ISOBLOK®	Quencharc®	Xscale®
ControlNet®	JavaPOS™	Quickbooks®	XTend-PKG™
Conxall®	LabelView™	QuickScan®	Zebra®
CRS™	LifeGuard™	QuikSharp™	ZigBee™
Cubis®	Linux®	R Stahl®	ZPL®
Datalogic QuickScan®	LoopTracker™	Ranger™	
Datamax-O'Neil®	Lotus™	Rapid Exchange®	
DeviceNet™	Maxi-Scoop™	Rockwell Automation®	
Dial-O-Gram®	MaxWax™	Roman and Swiss™	
DIGI®	Microline®	S4M™	
Discovery™	Microsoft®	Sartorius®	
Dymo®	Midrics®	Scout Pro®	
EPL®	MIFARE®	SI®	
EPL2®	Minebea Intec	STAR®	
EPSON®	Mobile 5.0™	The Crosby Group LLC	
ESC/POS®	Motiontrap™		
Excel™	Motorola ColdFire®		
Explorer®	MS-DOS™		
Fairbanks™	NatraSorb®		

The terms “buyer,” “authorized reseller,” and “customer” as used herein, shall mean the party placing the purchase order with Rice Lake Weighing Systems. No contractual relationship between Rice Lake Weighing Systems and said party shall arise until such time as a purchase order has been accepted by Rice Lake Weighing Systems and such acceptance has been indicated on a written acknowledgment. Tenders which do not stipulate an acceptance period shall not be binding. Orders shall be subject to Rice Lake Weighing Systems’ standard terms and conditions as printed below, subject to correction for clerical errors.

These sales terms and conditions shall be binding if declared applicable in the tender or in the order acknowledgement. Any conditions stipulated by the buyer which are in contradiction to these sales terms and conditions shall only be valid if expressly acknowledged by Rice Lake Weighing Systems in writing.

1. Prices

(a) Rice Lake Weighing Systems (Rice Lake) prices are net 30 days Ex Works Rice Lake plant. Orders are subject to approval of our credit department with rights reserved to change or withdraw credit terms without notice and to terminate any orders when invoices for work done thereon have gone unpaid for 60 days.

(b) Prices do not include taxes of any kind by federal, state, municipality or other governmental authority, which Rice Lake may be required to collect or pay with respect to the sale or shipment of goods sold hereunder. Regardless of when any such taxes are determined or become payable, all taxes would be the responsibility of the customer and would be in addition to the prices quoted hereon.

(c) This quotation is made upon the basis of the cost of materials and labor as of the date of this quotation. A change in such costs shall give Rice Lake the right to alter prices to reflect such changes in cost.

(d) Requests for additional documentation, drawings, audits of factories or inspection of equipment in-process, additional testing, additional inspections and record retention will be quoted as a separate item even if we have already issued quotations for products and services.

2. Shipment, Title, Risk of Loss

(a) All shipments are Ex Works point of shipment. Title and risk of loss or damage passes to the customer upon presentation of the goods to the customer’s carrier at Rice Lake’s facility, except that title and risk of loss or damage as to customer’s partially manufactured parts and raw materials delivered to Rice Lake, and as to jigs, fixtures and tools specially ordered for the customer shall at all times remain with the customer.

(b) Rice Lake does not carry fire insurance upon jigs, fixtures and tooling built by Rice Lake for customers or supplied to Rice Lake by customers, nor does Rice Lake carry insurance upon raw materials supplied to Rice Lake by customers. Customers assume all risk of loss, damage or destruction of jigs, fixtures, tooling or raw materials belonging to the customer in Rice Lake custody caused by fire, water, gas, natural disasters, strikes, insurrection, riots or by acts of the civil or military authorities and whether or not such loss, damage or destruction was the result of our negligence or misconduct or that of our agents or employees. The customer agrees to indemnify and hold Rice Lake harmless from all direct and consequential costs and damages resulting from such loss.

(c) Except as hereinabove stated, we agree to maintain all jigs, fixtures and tooling built by Rice Lake in working condition for their normal life only, except that our liability in this respect shall not extend more than one year after the completion of the most recent production order.

3. Quantity, Materials and Tolerances

(a) Unless dimensions are limited by a specific tolerance, it is understood that the production variations as published by Rice Lake will be acceptable.

(b) Rice Lake will not be responsible for color, thickness variations, or flaws in sheets or parts from which fabrications are made, nor for other material variations beyond our control.

(c) Rice Lake assumes no responsibility for loss or damage occurring by reason of delay or inability to deliver caused by fires, strikes, accidents, embargoes, car shortages, delays of carriers, insurrection, riots, acts of the civil or military authorities, nor will we assume responsibility for any reason whatever for damages of any kind on account of failure to deliver at the time specified. The customer shall indemnify and hold Rice Lake harmless from all direct and consequential costs and damages resulting from such loss or delay.

(d) Unless otherwise specified, delivery of 10 percent more or less of completed parts than the quantity specified shall constitute fulfillment of this order and any excess not exceeding 10 percent shall be accepted and paid for by the customer.

(e) In the event any raw material specified for incorporation into the product covered by this proposal shall become unavailable, Rice Lake shall notify the customer and the customer may direct Rice Lake to substitute available material for that originally specified; it being understood and agreed that the customer shall assume any and all consequences resulting from such substitution.

4. Patents

If this quotation covers parts made specifically for the customer, the customer agrees to indemnify and hold Rice Lake harmless against any loss resulting from infringement of patents or trademarks, or from claims of such infringements and shall pay all legal and defense costs incurred by Rice Lake in the defense of such actions.

5. Software

Unless specifically otherwise stated, any and all software associated or part of any product sold, loaned on trial or demonstration to the customer is to be considered proprietary to Rice Lake. The customer agrees not to duplicate for distribution or to sell or distribute in any way without the prior written consent of Rice Lake.

6. Changes and Cancellation: Rejection, Claims

(a) Orders placed with Rice Lake are not subject to cancellation, change or reduction in amount or suspension of deliveries except with Rice Lake’s consent and upon terms that indemnify Rice Lake against loss. Unless confirmed in writing, all verbal agreements are void.

(b) Rice Lake will not be responsible for changes in design, deliveries or other instructions, unless they are furnished in writing. The customer agrees to pay for all tooling charges caused by changes in design or specifications.

Terms and Conditions

(c) Samples submitted shall be deemed approved unless written rejection is received within two weeks of submission.

(d) Manufactured parts will be shipped and billed as they are produced.

(e) Claims for shortage or rejections for defects must be made within 10 days of receipt of goods. Credit will be rendered on such defective parts after we have had an opportunity to inspect them, provided they are returned to our factory, transportation charges prepaid, within 30 days, and provided they have not been altered or defaced in any way.

7. Tooling and Designing

(a) In consideration of the engineering service necessary in the designing of jigs, fixtures and tooling not being charged for, but being quoted on the basis of labor and material only, and not at their fair market value, such jigs, fixtures and tooling shall remain in our possession for at least one year. Thereafter, the customer desiring delivery of such jigs, fixtures and tooling shall pay an engineering charge of 50 percent of the original price of said jigs, fixtures and tooling and accept same as-is.

(b) When requested, we will submit suggestions concerning design and construction of parts, but we will not accept responsibility of liability for the practicability of these suggestions if adopted by the customer.

8. Delivery and Adjustment to Price

(a) If the customer requests that the goods be manufactured and shipped on a date (or dates) earlier than originally agreed to by Rice Lake and the customer, and Rice Lake agrees to the earlier date (or dates), any increase in the cost of performance incurred by Rice Lake resulting from earlier manufacture and shipment will be included in an adjustment of the purchase price to be made by Rice Lake and will be paid by the customer.

(b) Should shipments be held beyond scheduled date for convenience of the customer, goods will be billed and charges will be made for warehousing, trucking and other expenses incident to such delay. Reasonable and sufficient care is taken by Rice Lake in crating its goods. Rice Lake cannot be held responsible for breakage after having received "in-good-order" receipts from the transportation carrier. All claim for loss and damage must be made by the customer to the carrier, but we will assist insofar as practical in securing satisfactory adjustment of such claims.

9. Payment and Liens

(a) All invoices shall be due and payable when submitted for payment in accordance with the revisions of Rice Lake terms. No withholding of funds, back charges or credits against amounts otherwise due to Rice Lake will be permitted unless specifically agreed to in writing by Rice Lake. Settlement of any amounts due to the customer will be negotiated as separate items and not as offsets against amounts otherwise due to Rice Lake from the customer for products sold hereunder.

(b) Any unpaid account for work done shall constitute a lien on any jigs, fixtures, manufactured parts and raw materials in Rice Lake possession. In the event any account remains open and unpaid for 90 days, Rice Lake reserves the right to use the customer's jigs and fixtures to make parts therefrom, and to sell or dispose of manufactured parts and raw materials.

(c) The customer shall not assign or transfer any rights or obligations arising from this proposal, or monies payable thereunder, without the prior written consent of Rice Lake, and any such assignment or transfer made without such written consent shall be deemed null and void.

10. Additional Provisions

(a) Errors—stenographic and clerical errors are subject to correction.

(b) These terms and conditions constitute the entire contract between the customer and Rice Lake, transcending any oral arrangements or representations which may be inconsistent therewith.

(c) This quotation is made under and shall be governed by the laws of the state of Wisconsin.

11. Resale of Rice Lake Weighing Systems Products

In order to ensure compliance with the U.S. Export Administration Regulations we ask you to comply with the following:

(a) The customer shall not export or re-export Rice Lake Weighing Systems products, either directly or indirectly, in contravention of any applicable law, statute or regulation and will first obtain any required licenses or authorizations from the relevant government authority when necessary as prescribed by law.

(b) The customer confirms that it is familiar with and complies with the relevant national and international export control regulations and embargo regulations. The customer furthermore confirms that it is in particular familiar with and complies with the U.S. Department of Commerce, Export Administration Regulations; U.S. Department of Treasury, OFAC Sanctions; the U.S. Department of Defense, ITAR requirements and the U.S. Department of State regulations.

(c) If deemed necessary, Rice Lake Weighing Systems, in individual cases may make further requests from the customer for information required for export compliance.

(d) Should it be necessary for the customer to obtain an export license from the appropriate authorities pursuant to the aforementioned regulations, the customer shall apply for such a license autonomously and at their own expense.

The foregoing warranties are exclusive and in lieu of all other express and implied warranties whatsoever, including but not limited to implied warranties of merchantability and fitness for a particular purpose. Rice Lake shall not be subject to any other obligations or liabilities whatsoever with respect to parts manufactured or supplied by Rice Lake or services rendered by it.

Anything herein to the contrary notwithstanding, Rice Lake shall not be liable for incidental and consequential damages, and in substitution for all remedies which the customer may have under any applicable law. The customer's sole and exclusive remedy against Rice Lake for any breach of warranty or any other breach relating to goods delivered pursuant hereto shall be for repair or replacement (at Rice Lake's option) of the goods or parts effected by such breach.

Warranty and Limitation of Liability

Warranties

Standard Product Limited Warranty

Rice Lake Weighing Systems (Rice Lake) warrants that all Rice Lake brand equipment and systems properly installed by an Authorized Reseller or original equipment manufacturer (OEM) will operate per written specifications as confirmed by the authorized reseller/OEM and accepted by Rice Lake. All systems and components are warranted against defects in materials and workmanship for one (1) year from the date of shipment from Rice Lake, unless otherwise stated in the product catalog or manual. Rice Lake warrants that the equipment sold here under will conform to the current written specifications authorized by Rice Lake. Rice Lake warrants the equipment against faulty workmanship and defective materials. If any equipment fails to conform to these warranties, **Rice Lake will, at its option, repair or replace such goods returned within the warranty period subject to the following conditions:**

Upon discovery by the Customer of such nonconformity, Rice Lake will be given prompt written notice with a detailed explanation of the alleged deficiencies.

Individual electronic components returned to Rice Lake for warranty purposes must be packaged to prevent electrostatic discharge (ESD) damage in shipment. Packaging requirements are listed in the publication, "Protecting Your Components From Static Damage in Shipment," available from the Rice Lake Equipment Return Department.

Examination of such equipment by Rice Lake confirms that the non-conformity actually exists, and was not caused by accident, misuse, neglect, alteration, improper installation, improper repair, or improper testing. Rice Lake shall be the sole judge of all alleged non-conformities.

Such equipment has not been modified, altered, or changed by any person other than Rice Lake or its duly authorized repair agents.

Cutting the load cell cable will void the warranty.

Rice Lake will have a reasonable time to repair or replace the defective equipment. The Customer is responsible for shipping the product to Rice Lake. Rice Lake is responsible for shipping the product back to the Customer.

In no event will Rice Lake be responsible for travel time or on-location repairs, including assembly or disassembly of equipment. Nor will Rice Lake be liable for the cost of any repairs made by others.

On all intrinsically safe equipment, any field repair or modifications voids any and all warranties expressed or implied and void F.M. approval.

Any loose hardware, screws, washers or non-ESD bags of hardware stored inside indicator will void warranty. This could cause harm to repair technician or damage CPU board.

If just the board is sent in for repair, the serial number of the product the board is from should accompany the board.

These warranties exclude all other warranties, expressed or implied, including without limitation warranties of merchantability or fitness for a particular purpose. Neither Rice Lake nor the authorized reseller will, in any event, be

liable for incidental or consequential damages at the point of use. Rice Lake and the Customer agree that Rice Lake's sole and exclusive liability here under is limited to repair or replacement of such goods. In accepting this warranty, the Customer waives any and all other claims to warranty.

Should the seller be other than Rice Lake, the Customer agrees to look only to the seller for warranty claims. No terms, conditions, understanding, or agreements purporting to modify the terms of this warranty shall have any legal effect unless made in writing and signed by a corporate officer of Rice Lake and the Customer.

Carrier Product Damage

As part of our commitment to customer satisfaction and in accordance with ISO 9001 standards, we make every attempt to pack our products so they will arrive in new condition. Occasionally due to rough handling or carelessness, product may arrive in a damaged condition. When this happens, don't assume that the shipment left Rice Lake in that condition or that the original packing was not sufficient.

The receiver, whether it is the authorized reseller or their Customer, is responsible for making a notation of damaged or missing items when signing the carrier's delivery receipt. If you or your Customer are not sure whether there is damage, we suggest adding a statement "CONDITION UNKNOWN" to the delivery receipt. In the event that damage or missing items are not properly documented at time of receipt, the carrier is relieved of responsibility and the receiver is then responsible for the cost to get the product back to new condition.

After the damage or shortage has been properly noted with the carrier, contact Rice Lake immediately and keep all the original packaging material for inspection by the carrier's representative. It is also helpful in the claim process to take pictures of the condition of the packaging and damage.

When drop-shipping items to your Customers, it is imperative that you advise them of their responsibility in accepting shipments from common carriers. Even if the equipment is not expected to be installed or used for a period of time, the shipment must be inspected at time of receipt in order to preserve their rights for making a claim.

Custom Software Limited Warranty

Rice Lake Weighing Systems (Rice Lake) warrants that (a) the software will perform in accordance with the specification and accompanying written endorsement by the Customer for a period of 90 days from the date of receipt; (b) any hardware accompanying the software will be free from defects in materials and workmanship under normal use and service for a period of one (1) year from the date of shipment from Rice Lake; and (c) the Customer should perform inspection and testing of software products prior to installation.

This limited warranty is void if failure of the software or hardware has resulted from accident, abuse, misapplication, or incorrect Customer specification. Any replacement software will be warranted for the remainder of the original warranty period or 30 days, whichever is longer.

If the software fails to conform to these warranties, Rice Lake will, at its option, repair or replace such goods returned within the warranty period subject to the following conditions:

Warranty and Limitation of Liability

Upon discovery by the Customer of such nonconformity, Rice Lake will be given prompt written notice with a detailed explanation of the alleged deficiencies.

Examination of software by Rice Lake confirms that the nonconformity exists, and was not caused by accident, misuse, neglect, alteration, improper installation, improper repair, improper testing, or incorrect Customer specification. Rice Lake shall be the sole judge of all alleged non-conformities.

Rice Lake will have a reasonable time to repair or replace the software. The Customer is responsible for shipping charges both ways.

In no event will Rice Lake be responsible for travel time or on-location repairs, including assembly or disassembly of equipment. Nor will Rice Lake be liable for the cost of any repairs made by others.

These warranties exclude all other warranties, expressed or implied, including without limitation warranties of merchantability or fitness for a particular purpose.

Neither Rice Lake nor the authorized reseller will, in any event, be liable for incidental or consequential damages at the point of use.

Rice Lake and Customer agree that Rice Lake' sole and exclusive liability here under is limited to repair or replacement of such goods. In accepting this warranty, the Customer waives any and all other claims to warranty.

Should the seller be other than Rice Lake, the Customer agrees to look only to the seller for warranty claims.

No terms, conditions, understanding, or agreements purporting to modify the terms of this warranty shall have any legal effect unless made in writing and signed by a corporate officer of Rice Lake and the Customer.

Return Policies

Our commitment to our Customers states that if any standard product purchased from Rice Lake does not work, or if the incorrect product is shipped, **return it in its original shipping carton with all accessories in "like new" condition for full credit or replacement within 30 days of purchase. Electronic components returned to Rice Lake must be properly packaged to prevent electrostatic discharge (ESD) damage in shipment.** Packaging requirements are listed in the publication, "Protecting Your Components from Static Damage in Shipment," available online or from our Returns Department. This policy and the 30-day limit also apply to any products drop-shipped directly from the manufacturer.

Please note that if an incorrect quantity of product was shipped, Rice Lake must be contacted within 10 days of the purchase. Upon notification, we will immediately correct the situation.

A restocking charge will apply if equipment is not in like-new condition. The restocking charge is directly proportional to the amount of time and material required to return the item to resalable condition—we will make every effort to do this quickly and economically. Equipment that has been abused and/or shows signs of excessive wear and cannot be reconditioned and resold will not be accepted for return or credit after excessive wear or has been modified.

As Applied to Drop Shipments

All Rice Lake return guidelines apply to products drop-shipped directly from the manufacturer. If a perceived error occurs, Rice Lake will investigate to the best of our ability to determine if the error occurred prior to shipping, during shipping, or at the end user site. If our records and subsequent investigation indicate that the shipment was correct when it left our factory, our responsibility extends only to the authorized reseller, not their end user. Our standard product warranty notes that our coverage extends only to equipment and systems **properly installed by an authorized reseller.**

Obtaining an RMA

A return authorization number (RMA) is required for all materials being returned to Rice Lake for credit. Flat rate repairs require purchase orders at time of RMA issuance. When returning equipment for repair or warranty reimbursement consideration, these simple steps will help to expedite your request:

1. Call our Returns Department.
2. Please have your customer number and both the item description and problem for a repair.
3. Please have the original sales order or invoice number for items to be returned for credit or warranty.
NOTE: See return policy
4. An RMA number will be given for eligible returns. This RMA number may also be faxed or emailed per your request.

Return Shipments Outside the United States for Repair, Warranty, Calibration or Other Services and Re-export.

For shipment to the USA:

1. The commercial invoice must include the following statement:
 - i. "These goods are being returned for maintenance under"
 - ii. Goods Made in the USA -- "HTS 9801.00.1012"
 - iii. Goods NOT made in the USA -- "HTS 9801.00.2500"
2. The commercial invoice must list items individually and include the fair market value of the item based on its present condition for customs purposes only.
3. Please reference original Rice Lake commercial invoice number and date item was purchased if applicable.
4. Please note that failure to follow these procedures may cause delay and will certainly incur extra charges that will NOT be absorbed by Rice Lake.

Return Shipments Outside the United States Other Than for Repair, or Service Work Not Being Returned.

For shipment to the USA:

1. The commercial invoice must include the following statement:
 - i. Goods Made in the USA -- "HTS 9801.00.1045"
 - ii. Goods NOT made in the USA -- "HTS 9801.00.2500"
2. The commercial invoice must list items individually and include the fair market value of the item based on its present condition for customs purposes only.
3. Please reference original Rice Lake commercial invoice number and date item was purchased if applicable.
4. Please note that failure to follow these procedures may cause delay and possible reduction in your refund.
5. Please be advised that you may qualify for a refund of your duties and should contact your local customs authority for instructions and forms.

Warranty and Limitation of Liability

Special Order, Modified, Non-Catalog, or Non-Stock Items

Due to the added resources and difficulty in reselling special or non-standard products, returns or credit are not allowed for special order equipment, special software programs, equipment physically modified or altered in the field, discrete electronic components, relays, manuals, or opened software packages.

Calibration Test Weights

All weights returned for credit will be assessed a restocking charge because of the required inspection and verification. Credit is not allowed for serialized weights, calibration or traceable services performed on weights.

Calibration Test Weights

No returns will be accepted for items that are specifically modified for the Customer's requirements. Examples of such modifications may include, but not necessarily limited to:

1. Weights that have been specifically built to the customer's specifications.
2. Standard product specifically modified to the customer's specifications.
3. Standard product engraved with serial numbers at the customer's request.
4. Laboratory procedure charges.
5. Laboratory documentation fees.

Balances

Balances returned for credit within 30 days of purchase may be subject to a restocking fee if assessed by balance manufacturer.

Balance Repair Policy and Rates

We offer repair support on the following balance models:

- All Rice Lake brand models: Once we receive the equipment and the RMA form, an estimate will be prepared.

A minimum charge of one hour will apply. All balance repairs are covered by a 90-day limited warranty on parts and workmanship performed and noted under the scope of the specific repair. Balances must be packaged to adequately protect them from damage in transit. Please refer to "How to Prepare a Balance for Shipment" available on our website and from our Returns Department.

How to Prepare a Balance for Shipment

The best and most effective method for shipping a balance at any time and for any reason is to use the original manufacturer's packaging materials and subsequently double box it as described below. Teach your Customers to retain the packing set. Please remember that due to the nature of the equipment, new packaging materials can be very expensive.

In the event that the original manufacturer's packaging materials are not available, follow these instructions for top loading balances.

1. Remove the weighing platform cover, support buttons, weighing platform, floor plate and other devices installed in the weighing chamber. Pack these pieces individually in bubble wrap and tape the wrapping closed. Follow this same procedure for AC adapters and power cords. Please note that AC adapters and power cords are necessary to adequately evaluate the problem.

2. Examine the device (refer to the operating instructions) and if necessary, re-install or tighten any shipping screws/retaining devices to prevent damage to the weighing mechanism during shipment.
3. If the floor plate is not removable, ensure it is securely in place and cannot come loose during shipment, even if the balance is inverted. Do NOT invert the balance to test the security of the floor plate.
4. Clean the device of any loose debris or potential contaminants to our testing facility.
5. Prepare and sign a Statement of Decontamination (form #0679). This form MUST be included in a separate packing list envelope on the outside of the box with the "Statement of Decontamination Form" statement clearly visible.
6. Using Scotch tape or "speed" tape, tape all the glass doors on the device CLOSED. Be sure the tape is securely affixed and will not come off during shipment. Please note that on some devices, the glass breeze-break around the weighing chamber can actually be disassembled and packed separate prior to shipment. Refer to the manufacturer's operating instructions. If this is a feature of the device being return, disassemble the breeze break and pack it in its own packing material and box.
7. Use a large box that will provide a minimum of 3 inches of space around the device for loose-fill packing material.
8. Place a padding of foam or Styrofoam (at least 1 inch thick) at the bottom of the box.
9. Place the balance in a large plastic bag and seal the bag closed.
10. Please put the device on top of the foam padding or Styrofoam from step 8 above.
11. Ensure that there is at least three inches of clearance between the top of the balance and the top of the box.
12. Using generous amounts of anti-static loose-fill packing material, fill all the spaces around the balance. Shake the box to cause the material to settle and add additional loose fill as necessary.
13. Place the small box containing all the items from step 1 above on top of the loose fill covering the balance. Add additional loose fill to completely cover all items within the box.
14. Double pack this box in another box that will again provide an additional two inches of space around the inner box. Fill all existing space between the inner and outer box with copious amounts of anti-static loose fill packing material.
15. Seal the box and include all the necessary documentation on the outside of the box. Don't forget the Decontamination Form (form #0679) from step 5 above.

Repair Service Policies

Our Service Department is staffed Monday through Friday from 6:30 A.M. to 6:30 P.M., and Saturday from 8:00 A.M. to noon, Central time. For those utilizing the conveniences of the internet, we have an e-mail address dedicated to technical support. Please contact Rice Lake at service@ricelake.com for answers to your technical questions and the status of repair products during normal business hours.

Warranty and Limitation of Liability

We provide quality and timely repairs for the products we sell. Flat rate repair is offered for selected models of indicators, printers and remote displays. Prior to returning a product for repair, our returns department will work with you to determine some key factors that will help Rice Lake better serve you. Please provide the following via phone to extensions 5348 or an RMA form.

- **Customer Number:** Without a customer number we cannot issue an RMA number.
- **Ship-to Address:** Your customer number will bring up the bill-to address. You must inform Rice Lake of the ship-to address if it's different than the bill-to address.
- **Original sales and invoice orders: Required on warranty claims.**
- **Freight Type:** Unless stated otherwise, we ship the device back to you utilizing the same freight type in which we received it. If Rice Lake is responsible for freight charges, the carrier will be selected at the sole discretion of Rice Lake.
- **Definition of Product and Problem: Please provide as much detail as possible regarding the type of product, application and problem.**
- **Purchase Order Number for Flat Rate Repair:** Once we receive the equipment and the RMA, equipment for flat rate repair will be processed immediately. Other equipment will be evaluated and a minimum evaluation charge will apply (contact the factory for exact pricing).

You may be asked about the possibility of a new replacement product. It may be in your customer's best interest to explore the option of purchasing a new product if the repair will exceed 50 percent of authorized reseller net price, since new products carry full-warranty benefits.

Please note that our hourly service rate on all current Rice Lake products. Contact the factory for exact pricing. There is a 120-day limited warranty on parts and workmanship performed and noted under the scope of the specific repair.

California Proposition 65

Rice Lake Weighing Systems Statement

Proposition 65 requires businesses to inform Californians about exposures to chemicals that are known to cause cancer, birth defects or other reproductive harm. These chemicals may be in the products you purchase, or they may be exposed to you at home, at the workplace or within the environment. Proposition 65 enables Californians to make informed decisions about their exposures to these chemicals.

Rice Lake Weighing Systems wants to be proactive in regards to Proposition 65 and provide information about the products we produce, distribute and use to manufacture equipment we sell.

We are providing this warning based on the knowledge that one or more chemicals included in the California Proposition 65 list known to cause cancer, birth defects or other reproductive harm may be present in Rice Lake Weighing Systems products and workplaces.



WARNING: Chemicals listed in California Proposition 65 known to cause cancer, birth defects or other reproductive harm may be present only in trace amounts or contained within Rice Lake Weighing Systems products and proper encapsulation equipment. This warning is provided out of an abundance of caution to enable you to be an informed consumer.

More information about California Proposition 65 can be found at www.P65Warnings.ca.gov

Automated Ticketing

TABLE OF CONTENTS

1280 KIOSK	26
<i>Automated Truck Scale System</i>	
WEIGH OUT/PRINTER KIOSK	28
<i>Automated Truck Scale System</i>	
WEIGH/CHECK IN KIOSK	30
<i>Automated Truck Scale System</i>	
PRINTER KIOSK	31
<i>Direct Thermal Printer Kiosk</i>	
<i>Thermal-transfer Printer Kiosk</i>	
ONTRAK®	34
<i>Truck Data Management Software</i>	
TRANSACT® LE/TRANSACT/TRANSACT PLUS	36
<i>Truck Data Management Software</i>	
KIOSK SAFETY SWING-AWAY ARM	38
<i>Self Centering Kiosk Mount</i>	
EMX LITE PREFORMED LOOPS®	39
VEHICLE LOOP DETECTOR	39
RFID	40
<i>TransCore® SmartPass®</i>	
MULTIPROTOCOL RAIL READER AND PARAPANEL ANTENNA	41
RFID ACCESS TAGS	42
HID RFID CARDS, KEYS AND TAGS	43
RFID TRANSPORTATION TAGS	43
HID LONG RANGE READERS	44
HID RFID READERS	45
PHOTO EYES	46
TRAFFIC LIGHT KITS	47
INTERCOM	48
ETHERNET SERIAL SERVERS	48

ESPAÑOL | Visite ricelake.com/spanish para ver todos los materiales Rice Lake que están disponibles en español.

Product names, logos, brands, and other trademarks featured or referred to within this publication are the property of their respective trademark holders.

1280 Kiosk

Automated Truck Scale System



Optional Features


- Additional A/D cards
- RFID reader
- Internal heater
- Gate control
- Loop detector input
- QWERTY keyboard
- 12-key keypad

Standard Features

- 12-inch 1280 color touchscreen
- Stainless steel enclosure
- 1,500 NIT display
- Two serial ports RS-232 or RS-485
- Operator prompting
- Formattable tickets
- Transmits weight to remote display
- 120 or 220 VAC
- 460 MB onboard database
- Ethernet TCP/IP (wired and WiFi)
- Web server
- Direct thermal printer

Part Numbers/Price

Part#	Description	Price
Consult	1280 Kiosk, Touchscreen, Direct Thermal Printer	Consult



Weigh Out/Printer Kiosk

Automated Truck Scale System



Shown with optional features

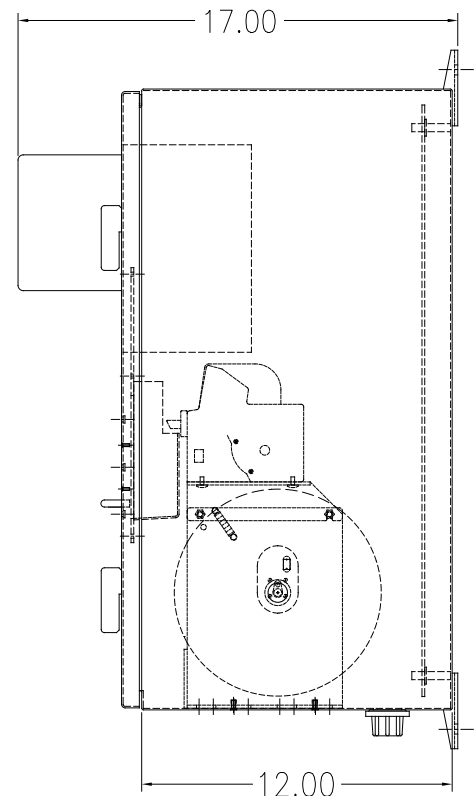
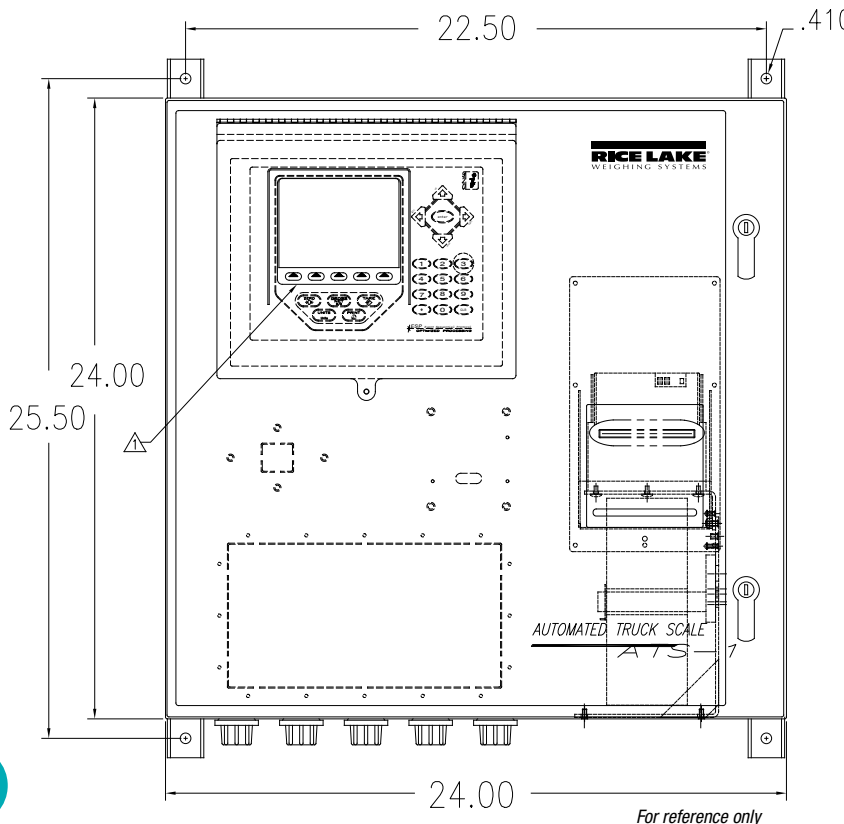
Standard Features

Weigh Out/Printer Kiosk

- 920i® HMI with sun shield
- Six serial ports
- 1 MB database memory
- Two additional expansion slots
- Slide door access to ticket
- 8 in paper roll
- Operator prompting
- Formatable tickets
- Traffic light control
- Transmits weight to remote display
- Direct thermal kiosk printer

Weigh Out/Printer Kiosk Options:

- Ethernet TCP/IP (wired and WiFi options available)
- Single or dual channel A/D cards
- RFID reader
- Currency acceptor (U.S. currency only)
- Internal heater
- Gate control
- Loop detector output
- Consult for the following options:
- Stainless steel enclosure
- RF tags/antenna for truck IDs
- Bar code badge scanner
- 230 VAC
- Numeric keypad
- HID card reader



Part Numbers/Price

Part #	Description	Price
119687	Weigh out kiosk with 920i® HMI and thermal ticket printer, 24 x 24 x 12 in painted mild steel enclosure, A/D not included	\$5,385.00

Options/Accessories

Part #	Description	Price
21159	Internal transient protection	\$245.00
23146	Traffic light	\$775.00
119691	Vandal-proof 12-key keypad	\$445.00
176452	HID smart card reader	\$550.00
119692	88 key, panel mount Qwerty style keyboard	\$780.00
119693	200 watt heater	\$550.00
119761	Ethernet unmanaged switch, five port	\$298.00
119689	Kiosk option, A/D single-channel, includes DIN rail and terminals	\$345.00
119690	Kiosk option, A/D dual-channel, includes DIN rail and terminals	\$510.00
119946	Single port Ethernet server	\$435.00
120040	Dual port Ethernet server	\$605.00
33490	Relay rack four-channel Opto 22 style with screws	\$80.00
Consult	22 mm Allen Bradley push buttons with legend plates	\$150.00
75850	SURVIVOR® LaserLight® Series remote display, 4 in	\$1,500.00
75852	SURVIVOR® LaserLight® Series remote display, 6 in	\$1,950.00

Replacement Parts

Part #	Description	Price
105445	Paper 6 in OD, one ply thermal 80 mm (3.1 in) 710 ft/roll	\$25.00
105446	Paper 8 in OD, one ply thermal 80 mm (3.1 in) 1268 ft/roll	\$27.00
54215	3.15 amp 250V Slo Blo 5 x 20 mm kiosk power input fuse	\$4.00
88792	Power supply, IDEC 12VDC	\$130.00
160025	Power supply, IDEC 12VDC - 15W	\$175.00
88793	Power supply, IDEC 24VDC - 30W	\$215.00
72682	Network protection, surge	\$40.00
69201	RS-232 protection, TP232	\$175.00
181230	Serial kiosk printer kit (includes printer, bracket assembly, power supply and cables)	\$1,555.00
191359	Ethernet kiosk printer kit (includes printer, bracket assembly, power supply and cables)	\$1,600.00

Weigh/Check In Kiosk

Automated Truck Scale System



Shown with PN 176452

Standard Features

Weigh/Check In Kiosk

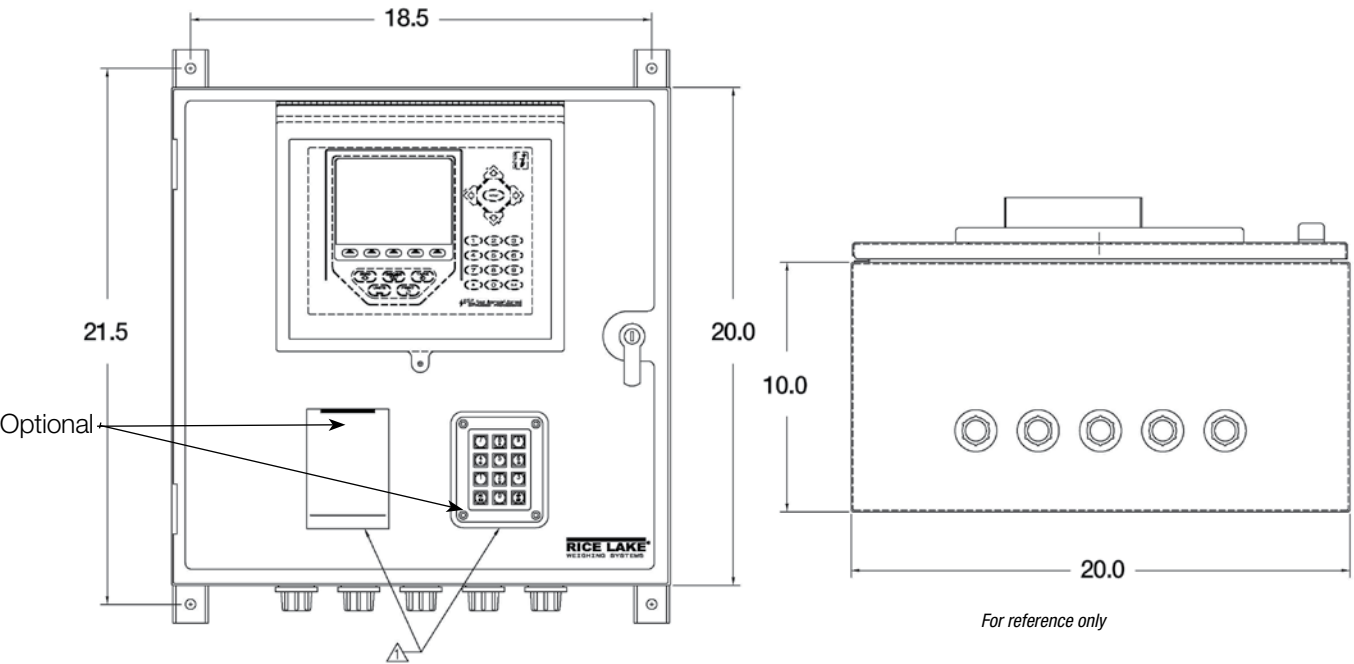
- 920i® HMI with sun shield
- Four serial ports
- 120 VAC
- Two option slots for 920i option cards

Part Numbers/Price

Part #	Description	Price
153353	Check-in kiosk with 920i HMI, 20 x 20 x 12 in painted mild steel enclosure	\$3,225.00

Options/Accessories

Part #	Description	Price
119691	Vandal-proof 12-key keypad	\$445.00
176452	HID smart card reader	\$550.00
119692	88 key, panel mount Qwerty style keyboard	\$780.00
119693	200 watt heater	\$550.00
119761	Ethernet unmanaged switch, five-port	\$298.00
119689	Kiosk option, A/D single-channel, includes DIN rail and terminals	\$345.00
119690	Kiosk option, A/D dual-channel, includes DIN rail and terminals	\$510.00
119946	Single port Ethernet server	\$435.00
120040	Dual port Ethernet server	\$605.00



Standard Features

Direct Thermal Printer Kiosk

- Custom America VKP80ii
- Slide door access to ticket
- 8 in paper roll

Specifications

Line Voltages:

115 or 230 VAC

Frequency:

50 or 60 Hz

Power Consumption:

0.5 amps (depending on options)

Fusing:

3.15 amps circuit breaker

Humidity:

0-95% relative humidity

Rating/Material:

NEMA Type 1

IP10

Printer Communication Ports:

RS-232 or Ethernet

Storage Temperature:

14 to 158° F (-10 to 70° C)

Current Supported Riser Plates:

Zebra® 140XIIIPlus

Zebra 105SL

Zebra R110Xi

Zebra Z4Mplus

Zebra 2746e

Datamax-O'Neil® I-4208

Datamax-O'Neil 4206

Datamax-O'Neil I-4308

Datamax-O'Neil I-4210

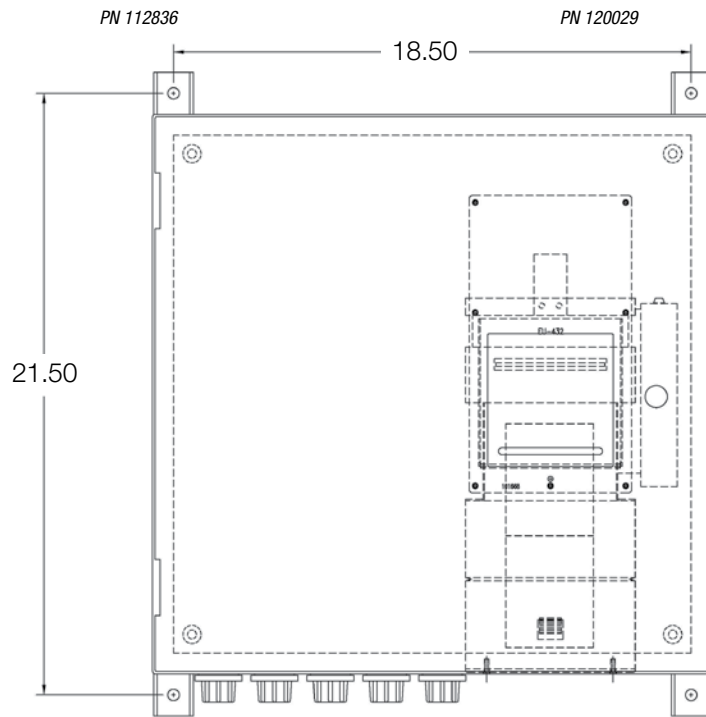
Datamax-O'Neil I-4212

Intermec® 3400e

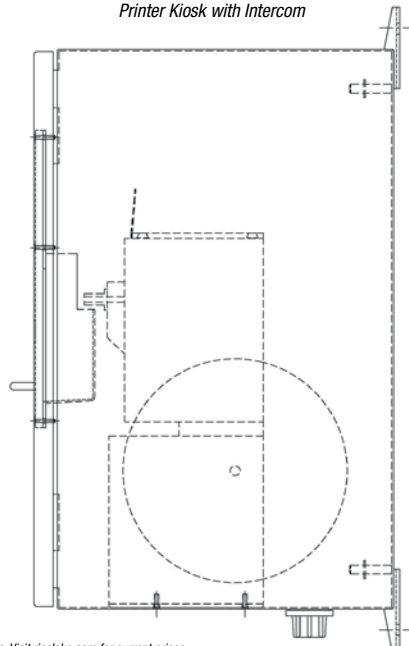
Intermec 4440

Warranty:

Two-year limited warranty



Printer Kiosk with Intercom



Printer Kiosk

Thermal-transfer Printer Kiosk



Basic printer kiosk with optional RFID card reader and optional number keypad



Basic printer kiosk
PN 92971



Basic printer kiosk with optional RFID card reader

Standard Features

Thermal-transfer Printer Kiosk

- Thermal transfer ticket printer kiosk
- Painted mild steel enclosure
- Slide door access to ticket
- Zinc-plated 3/4-inch NPT conduit hubs
- Additional options available upon request
- *For the most recent user manual and driver install information about the printer used in Rice Lake's ATK printer kiosk, please visit the vendor's website at Honeywell Kiosk Printers.

Specifications

Line Voltages:

115 or 230 VAC

Frequency:

50 or 60 Hz

Power Consumption:

0.5 amps (depending on options)

Fusing:

6 amp circuit breaker

Humidity:

0-95% relative humidity

Rating/Material:

NEMA Type 1
IP10

Printer Serial Ports:

RS-232
Ethernet (optional)

Storage Temperature:

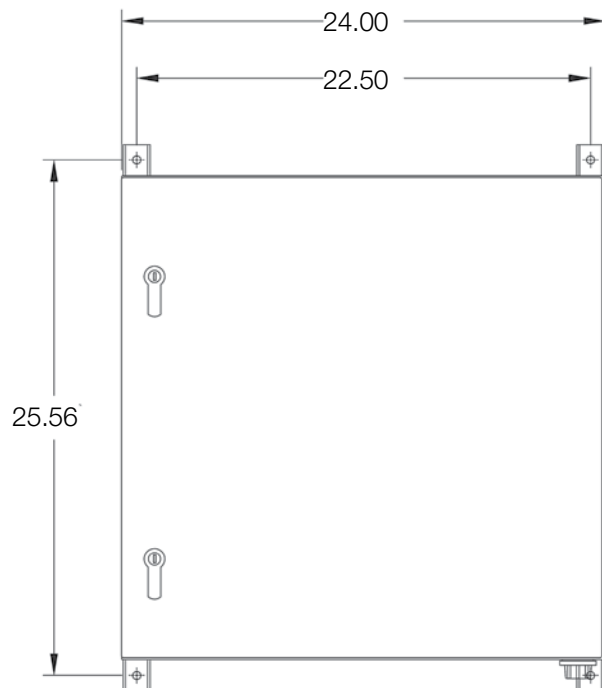
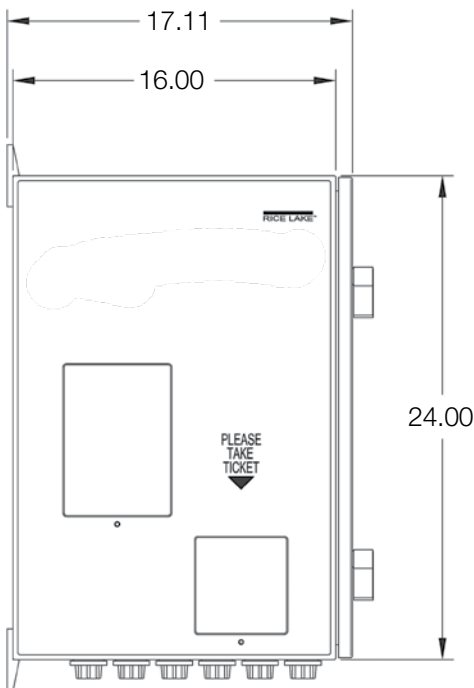
14° F to 158° F (-10° C to 70° C)

Current Supported Riser Plates:

Zebra® 140XIIIPlus
Zebra 105SL
Zebra R110Xi
Zebra Z4Mplus
Zebra 2746e
Datamax-O'Neil® I-4208
Datamax-O'Neil 4206
Datamax-O'Neil I-4308
Datamax-O'Neil I-4210
Datamax-O'Neil I-4212
Intermec® 3400e
Intermec 4440

Warranty:

Two-year limited warranty



Part Numbers/Price

Part #	Description	Price
92971	Printer kiosk, inbound base unit 115 VAC (printer not included)	\$2,775.00
112836	Printer kiosk, thermal ticket printer 20 x 20 x 12 in painted mild steel enclosure	\$3,600.00
193639	Printer kiosk, thermal ticket printer (Ethernet), 20 x 20 x 12 in painted milk steel enclosure	\$3,675.00

A test plan is included with each kiosk.

Consult factory for private label versions.

Options/Accessories

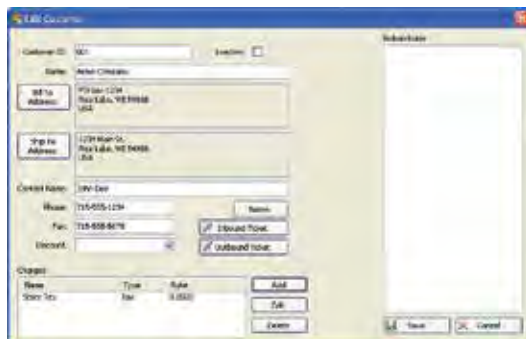
Part #	Description	Price
119693	200 watt heater	\$550.00
119761	Ethernet unmanaged switch, five-port	\$298.00
119946	Single port Ethernet server	\$435.00
120040	Dual port Ethernet server, for use with 120028	\$605.00
93463	Printer riser plate for Datamax® I-4212e	\$275.00
93468	Printer riser plate for Intermec® 3400e	\$275.00
176452	HID smart card reader	\$550.00
131143	Honeywell I-4212e, direct thermal RS-232, parallel and USB	\$1,595.00
64884	Thermal transfer option Honeywell	\$100.00
131150	Ethernet option Honeywell	\$325.00
53918	Cutter option Honeywell	\$695.00
109298	Tag, direct thermal, 4 in wide, 7.2 pt continuous 480 ft roll	\$40.00
158974	Single-channel audio amplifier for Ethernet intercom (use with speaker horn 181686)	\$152.00
Consumables		
105445	Paper roll 6 in OD, one ply thermal 80 mm (3.1 in) 710 ft per roll	\$25.00
105446	Paper roll 8 in OD, one ply thermal 80 mm (3.1 in) 1268 ft per roll	\$27.00
89190	TT Tag stock 4 in wide, 7.5 pt continuous 400 ft roll	\$38.50
34056	Transfer ribbon, 4 in wide GPR Plus black 1181 ft roll	\$25.25

OnTrak®

TRUCK SCALE DATA MANAGEMENT



Weigh Scale



Customer Account Information

Specifications

System Requirements:

Windows® 7 and newer (x86 or x64 systems)

Databases:

4 GB max database size when using included MS SQL Server Express, unlimited with standard version of MS SQL Server
Back up and restore via included SQL Server Management Studio Express

Communications:

Support for multiple printers
Supports all Rice Lake indicator interfaces
Supports VIRTUi/VIRTUi2 interface
Optional Drivers available for non-Rice Lake weight indicators

Transaction Ticket:

User defined ticket formatting

Reports:

Comprehensive report filters
Optional custom reports

Export Data:

File transfer via XML transaction; exported reports can be saved as PDF/XLS; configurable transaction data export in .csv file format

Transaction Calculations:

Unlimited product prices and discounts
Tax calculations (does not integrate directly to financial software)

Software Support:

Database configuration, field installation and training available
Phone support packages available
Contact Rice Lake for further options

Approvals:

NTEP CC 05-107

Standard Features

- The OnTrak download has a very large file size (2.8 GB). Please make sure you have a high-bandwidth, reliable Internet connection before attempting to download. If you experience any difficulties do not hesitate to contact our technical sales department at 715-234-9171.
- Supports systems using Windows® 7 and up
- SQL Server® Express client/server database
- Comprehensive report filters
- User and administrator filters
- Backup and restore via included SQL Server Management Studio Express
- Unlimited charge/discount per product
- Ship or Receive mode for each transaction
- Exclusive database for: customer, hauler, truck, product, job, price/discount, tax, transaction
- Ethernet TCP/IP or RS-232 connectivity
- Supports VIRTUi/VIRTUi2® or Rice Lake weight indicators
- .CSV transaction file export
- Supports one or two scales

APPROVALS



Optional Features

- Image capture with Ethernet camera TCP/IP (may require SQL server upgrade through Microsoft)
- Interface to non-Rice Lake weight indicators
- Custom reports
- Database configuration
- Field installation and training
- Factory phone support

Part Numbers/Price

Part #	Description	Price
104787	OnTrak activation code	\$1,395.00
101062	OnTrak CD/ROM	\$80.00

OnTrak trial at www.ricelake.com/ontrak

Options/Accessories

Part #	Description	Price
Consult	Non-Rice Lake indicator interface	\$195.00
Consult	Custom reports	\$95.00/hour
Consult	Database configuration	\$95.00/hour
FLD-INSTALL	Field installation	\$1,320.00/ weekday plus expenses
104789	Phone support, one hour	\$125.00
104790	Phone support, 10 hours	\$1,250.00
104791	Phone support, 25 hours	\$3,125.00
104792	Phone support, 50 hours	\$6,250.00
101003	Additional OnTrak manual	\$55.00

TransAct® LE/TransAct/TransAct Plus

Truck Data Management Software

AUTOMATED TICKETING



APPROVALS



Truck/Container Cash Transaction

Customer Account Table

Standard Features	TransAct LE	TransAct	TransAct Plus
Intuitive menu-driven programs	X	X	X
Ticket editing, voiding and reprinting with the Quickscan utility	X	X	X
Report to screen, printer or export	X	X	X
Password protection	X	X	X
Easy-to-use graphic interface	X	X	X
Full mouse and keyboard support	X	X	X
Fault-tolerant data recovery to protect from system crashes	X	X	X
Bar code, magstripe and RFID interface	X	X	X
Full database backup and purge functions	X	X	X
Truck overweight warning	X	X	X
Predetermined keyboard and automatic tare entry	X	X	X
Interfaces to ticket, tape, dot-matrix and laser printers	X	X	X
Unlimited configurable ticket formats	X	X	X
Networkable		X	X
Three-configurable tares		X	X
Four-configurable categories		X	X
Configurable product rates		X	X
Multiple scale operation		X	X
Multiple transactions per ticket		X	X
Job table for contract purchases		X	X
Accounts payable and receivable			X
Aging report showing current and extended balance 30, 60 and 90 days			X
Expandable reporting features			X
Credit weight limits			X
Prints customer invoices and statements with detailed transaction information			X
Full reporting by account, revenue, tonnage, material and transaction			X
Invoice processing is separate from statement processing			X
Two invoice options available (open item, balance forward)			X
Invoice and statement printing options (print summary report, print detailed report)			X
Reprint invoices, statements, summary reports or detailed reports by isolating ranges of invoice numbers or dates			X

www.ricelake.com | Phone: 800-472-6703

RICE LAKE

Specifications

System Requirements:

Windows 7® Service Pack 1 or newer

Hardware:

Intel® AMD® Processor, 1 GHz or greater
1 GB of RAM or greater
1 GB available storage space (data dependent)

Databases:

Virtually unlimited with user-definable categories
Automatic journaling with automatic rebuild after crash or power interrupt

Communications:

Support for two printers with selectable drivers for most popular printers

Transaction Ticket:

Configurable weigh-in and weigh-out ticket formats, complete selection of variables and data types

Reports:

Full reporting capabilities by account, vehicle, material, hauler, area, ticket, truck, container, trailer or date
Age reports 30, 60, 90 days

Export Data:

Reports can be exported via tab-delimited file format
Export/Import function for transferring transaction data in non-networking applications

Transaction Calculations:

Definable product rates, charges, taxes and customer discounts
Configurable percentage weight reductions for moisture and dockage

Accounting (TransAct Plus Version):

Full accounting capabilities
Accounts payable
Accounts receivable
Balance/reconciliation

Software Support:

Rice Lake Weighing Systems offers field software support for TransAct LE/TransAct/TransAct Plus
Contact our service department for software support
Software support is a chargeable service

Approvals:

NTEP CC 97-034



Part Numbers/Price

Part #	Description	Price
79079	TransAct LE version 5.5.14	\$1,385.00
43898	TransAct version 5.5.14	\$2,345.00
98089	Additional seat TransAct 5.5.14 (must be purchased with original 5.5.14)	\$965.00
43899	TransAct Plus version 5.5.14	\$4,645.00
98090	Additional seat TransAct Plus 5.5.14 (must be purchased with original 5.5.14)	\$1,785.00

Note: TransAct demos can be downloaded from our website at www.ricelake.com

Options/Accessories

Part #	Description	Price
15547	Blunt end, 25-pin D-sub male RS-232 serial interface cable	\$65.00
Interfaces to: 355, 390-DC, 420, 480, 510, 590-DC, 720, 820, 880, 920i and 1280		
50270	Additional operating manual	\$25.00
Consult	Upgrade from TransAct LE to TransAct 5.5.14	Consult
Consult	Upgrade from TransAct LE to TransAct Plus 5.5.14	Consult
Consult	Upgrade from TransAct to TransAct Plus 5.5.14	Consult
Consult	Quickbooks® interface for TransAct 5.5.14	Consult
Consult	Quickbooks® interface for TransAct Plus 5.5.14	Consult
Consult	3rd party accounting software interface for TransAct 5.5.14	Consult
Consult	3rd party accounting software interface for TransAct Plus 5.5.14	Consult
98103	Two hours configuration installation and training service	\$385.00
98104	Four hours configuration installation and training service	\$765.00
98105	Eight hours configuration installation and training service	\$1,650.00

Kiosk Safety Swing-away Arm

Self Centering Kiosk Mount

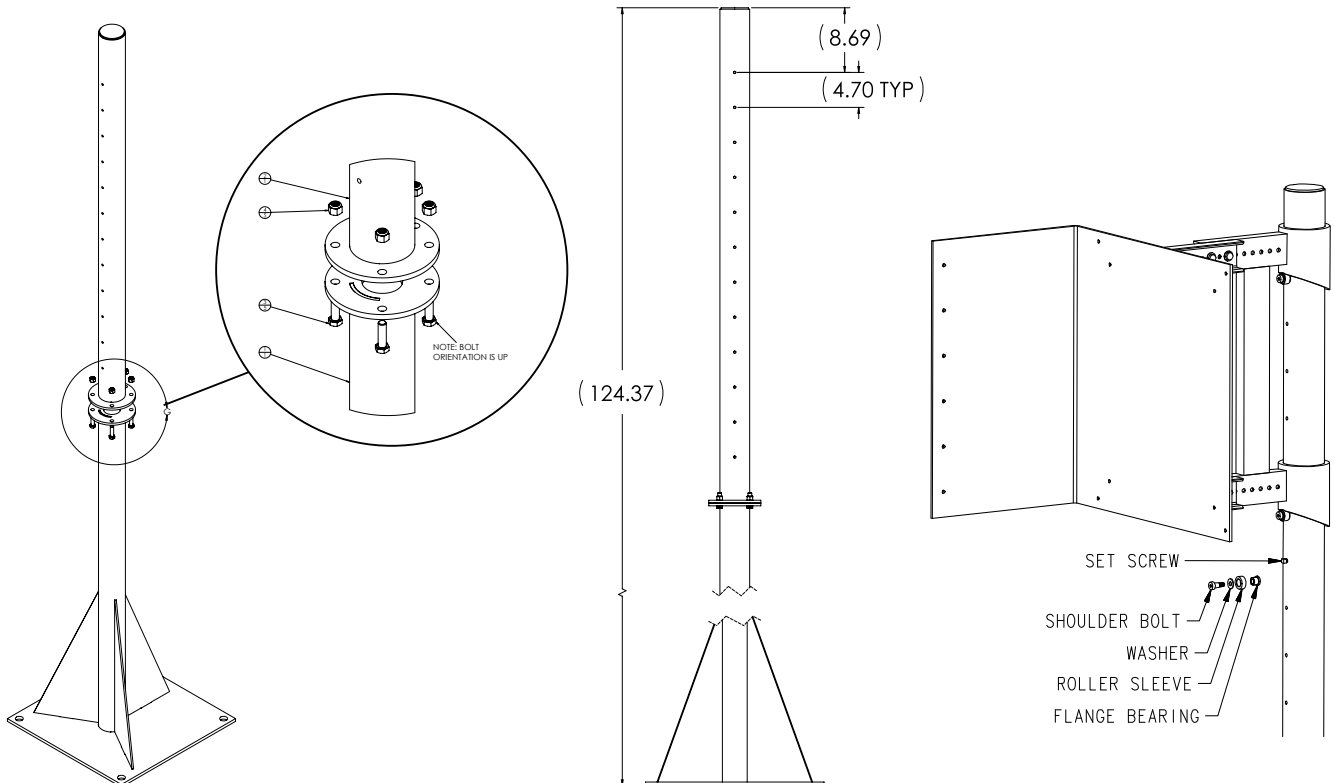


Standard Features

- Protects all kiosks from truck mirrors, fenders and cabs
- Swings away freely and returns to center position
- Universal mount accommodates a wide variety of kiosks
- Includes mounting pole and base stand
- Adjustable vertical and horizontal mounting

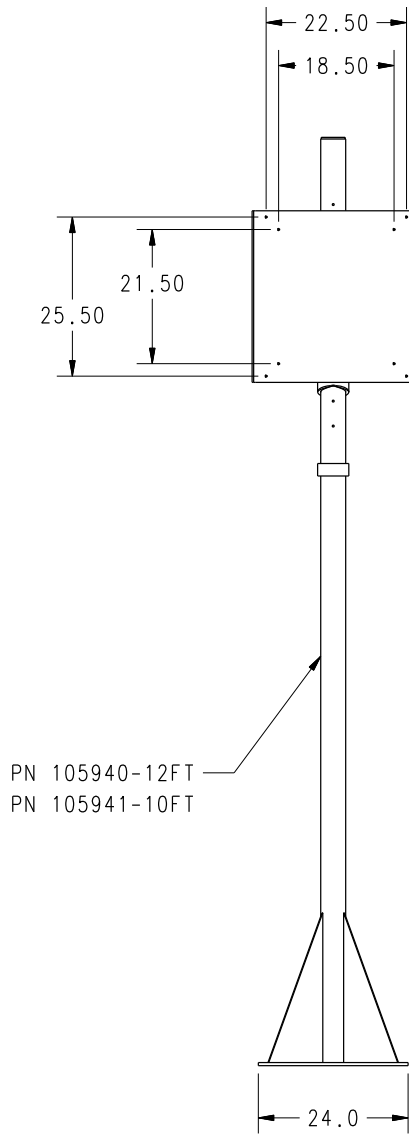
Part Number/Price

Part #	Description	Price
109164	Complete kit for pit type scale (10 ft pole, red paint)	\$1,330.00
109163	Complete kit for aboveground scale (12 ft pole, red paint)	\$1,360.00
105939	Weldment, swing arm, kiosk (red)	\$715.00
105941	Pole weldment, 10 ft supported/free standing, 4.5 in o.d. (red paint)	\$575.00
105940	Pole weldment, 12 ft supported/free standing, 4.5 in o.d. (red paint)	\$640.00
110606	Weldment, swing arm 24 x 24 x 16 in side discharge printer kiosk (red paint)	\$695.00
155435	Weldment, swing arm 30 x 24 x 16 in side discharge printer kiosk (red paint)	\$945.00
178074	Complete kit for pit type scale (10 ft pole, yellow paint)	\$1,330.00
178073	Complete kit for aboveground scale (12 ft pole, yellow paint)	\$1,360.00
178077	Pole weldment, 10 ft supported free standing 4.5 in outer dimension (yellow)	\$575.00
178076	Pole weldment, 12 ft supported free standing 4.5 in outer dimension (yellow)	\$640.00
178075	Weldment, swing arm kiosk (yellow)	\$715.00

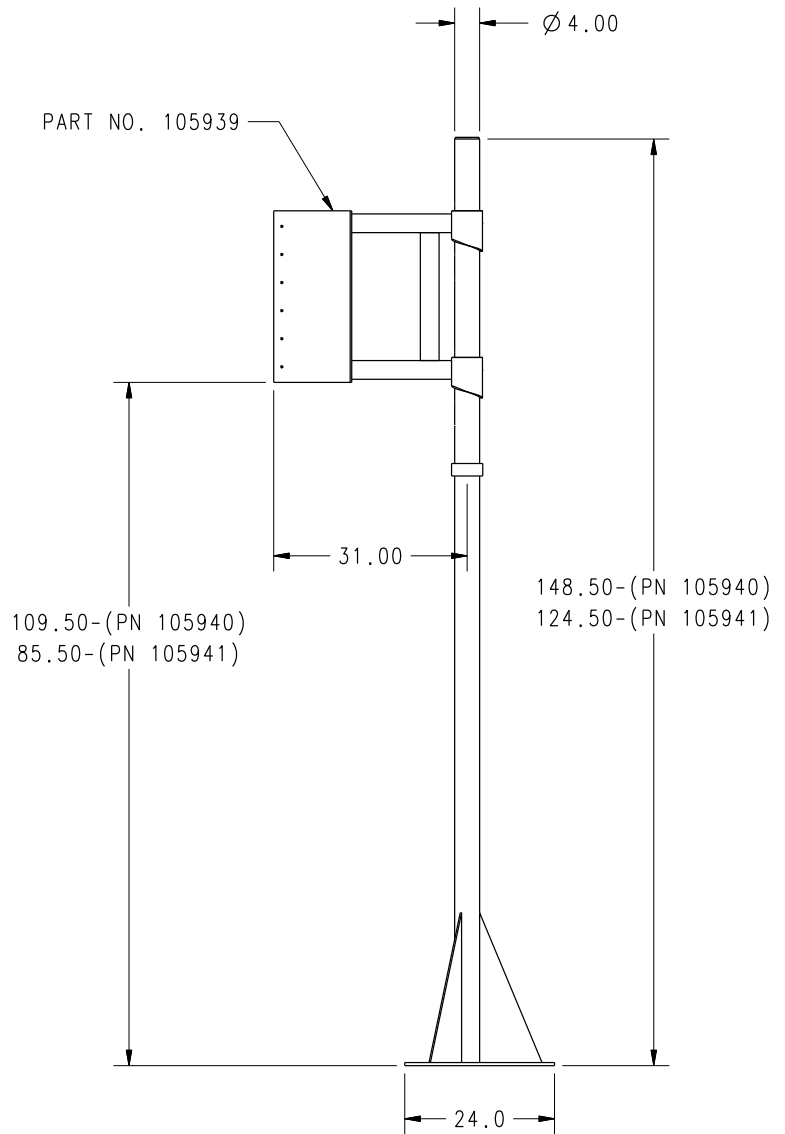


Kiosk Safety Swing-away Arm

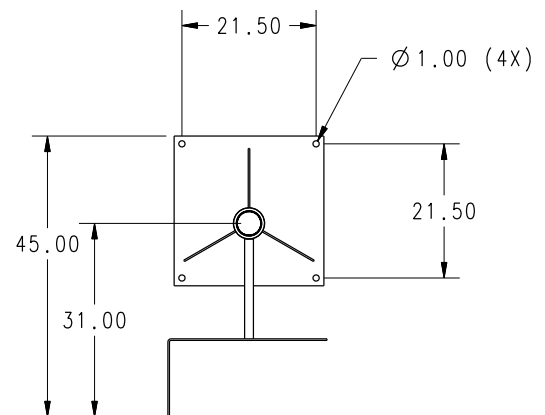
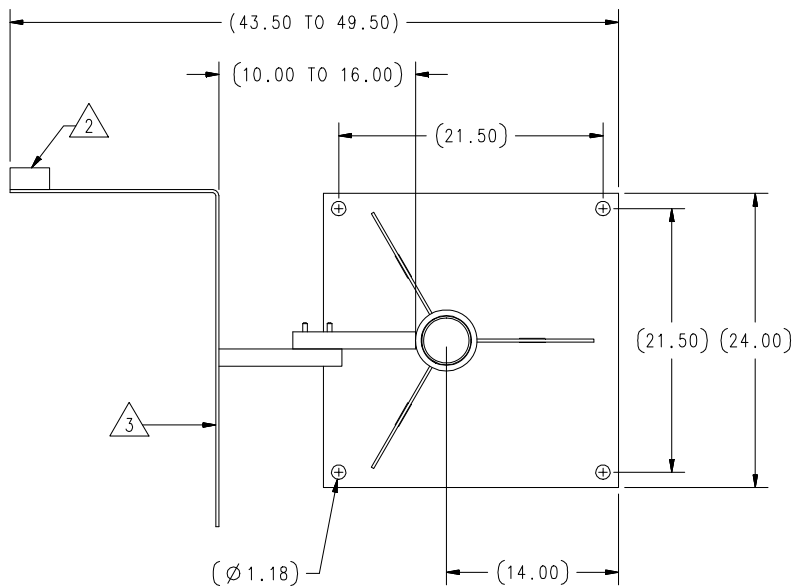
Self Centering Kiosk Mount



FRONT



SIDE



TOP

Vehicle Loop Detector

Standard Features

Vehicle Loop Detector

- Loop diagnostics
- Loop isolation transformer
- Loop conditioner
- Aluminum RF shield housing
- Surge protection
- Loop frequency counter
- 10 gold-plated sensitivity controls
- Eight gold-plated function controls
- Six gold-plated controls for frequency, reset and frequency counter
- Two high-intensity LED indicators
- Two relays—relay 2 is pulse or presence



Part Number/Price

Part #	Description	Price
Consult	Relay box	Consult
171093	Enclosure, loop detector, loop not included must order separately	\$1,225.00
78986	4 x 8 ft loop, 50 ft lead wire	\$260.00
86758	4 x 10 ft loop, 50 ft lead wire	\$260.00

Specifications

Vehicle Loop Detector Power:

The detector is available in the following voltages:
12 VAC/DC, 24VAC, 24VDC, 110 VAC, 220 VAC.
Maximum current draw 100mA

Low Power:

Detector is available with maximum current draw of 60mA

Temperature:

-40 to 180°F (-40 to 82° C)

Enclosure:

Extruded anodized aluminum,
(H x W x D) 3.25 x 2.56 x 3.65in (83 x 40 x 90mm)

Output Relays:

5A/125 VAC standard version, 1A/125 VAC low current version

Connector:

86CP11 compatible with 11-Pin Octal DIN-rail mountable socket or wire harness

EMX Lite Preformed loops

Operating Temperature:

-60 to 260°F (-51 to 126° C)

Overall Diameter of Loop Wire:

0.26in

Loop Dimensions:

4 x 6ft thru 4 x 12ft standard, custom sizes available

Lead-in-Wire:

50ft long, twisted wire in PVC jacket

Loop Wire Approvals:

UL subject 13, Type PLTC 300V, 90C passes IEEE-328,210,000, BTU Flame Test
Pennsylvania, Bureau of Deep Mine Safety, Approval P-MWMS-1-85

EMX Lite Preformed Loops®



Standard Features

EMX Lite Preformed Loops

- Rugged and flexible TPE tubing
- Electronic lightning protection of vehicle detectors
- Comes standard with 50 ft of twisted and jacketed lead-in wire
- Vehicle detection loop is constructed of stranded wire conductors with thermoplastic elastomer insulation jacketing
- Outer shell is flexible nonmetallic 0.26 in tubing
- Two relays—relay 2 is pulse or presence
- Loop installation requires backer rod and epoxy sealant provided by others

Part Number/Price

Part #	Description	Price
86601	4 x 8 ft-3 ft range (includes 78985 - loop and 15968 - socket)	\$615.00
86759	4 x 10 ft-4 ft range (includes 78985 - loop and 15968 - socket)	\$615.00

RFID

TransCore® SmartPass®



Standard Features

TransCore® SmartPass® RFID Reader

- Fully self-contained, integrated reader
- Ideal for truck scales, and parking and access control applications
- 915MHz RF band operation
- Compatibility with a wide range of industry-standard formats
- Weatherproof enclosure
- Quick, simple installation by trained, authorized personnel
- Programmable RF power
- Compatible with a variety of RFID tag options including half and full frame RFID tags (beam or battery powered) as well as windshield RFID tag options (beam or battery powered)

Part Number/Price

Part #	Description	Price
108201	SmartPass E4 reader only	\$6,395.00
162431	18 VAC power supply	\$45.00
86401	5 ft interface cable	\$155.00
162430	20 ft interface cable	\$310.00
86403	35 ft interface cable	\$465.00
162432	Pole/wall mount bracket	\$135.00

Specifications

Frequency Range:

902 to 928MHz

RF Control:

By sense output or host command

Polarization:

Linear, horizontal

Read Range:

Read performance varies depending on tag and reader configuration and environment
Read range for all the SmartPass E4 Reader is 12 ft (3.7m) typical to 17 ft (3.7m) maximum

I/O Control:

Input: Two independent dry contact closures for sense circuits

Output: Two independent Form-C contacts

Dimensions:

(L x D x W) 15.5 x 15.5 x 3.25 in
(39.4 x 39.4 x 8.25 cm)

Weight:

9.5 lb (4.3 kg)

Mounting Surface:

Mount to pole or wall, indoor or outdoor

Enclosure:

Tamper-proof, polycarbonate housing

Operating Temperature:

-40 to 131° F (-40 to 55°C)

Humidity:

100% condensing

Vibration:

0.5 grams, 10 to 500Hz

Input Power:

16-20 VAC, 47-63Hz, or 16-28V DC

Multiprotocol Rail Reader and Parapanel Antenna



Multiprotocol Rail Reader Standard Features

- Designed for railroad applications
- Fixed mount, integrated package (reader and RF module)
- Reads Association of American Railroads (AAR) format tags and Suer eGo® (SeGO) protocol tags
- Supports tag and mutual authentication
- 902-928 MHz RF range operation in North America
- Real-time clock
- Tag read buffering
- Programmable RF output power
- Programmable frequency
- Supports up to two AT5720 Check Tags
- Multiplexes up to four antennas

Parapanel Antenna Standard Features

- Asymmetrical broadcast pattern
- Low-profile design
- Weatherproof enclosure
- UV-tolerant and corrosion-resistant construction

Part Number/Price

Part #	Description	Price
Consult	Please consult sales engineer to ensure proper system for application	Consult

RFID Access Tags



157184



157185

Standard Features

RFID Access Tags

- Interior mounting on non-metallized windshield
- Impact resistant, molded plastic case
- Slim profile
- Non-battery for extended service life (AT5402)
- Dual-frequency (915 and 2450 MHz, AT5406)

Part Number/Price

Part#	Description	Price
157184	AT5402 windshield tag beam power	\$40.00
157185	AT5406 windshield tag with battery	\$55.00
159518	Programming fee	\$295.00

Note: Programming fee applies if ordering fewer than 100 tags

Specifications

Frequency Range:

AT5402: 902 to 928 MHz
AT5406: 902 to 928 MHz/2425 to 2475 MHz

Typical working range with TransCore®

Encompass 4:
AT5402: 5 to 10 ft (1.5 to 3 m)
AT5406: 5 to 35 ft (1.5 to 11 m)

Polarization:

Parallel with longer side

Data Capacity:

Up to 10 alphanumeric characters (60 available bits)
or Wiegand 26- to 54-bit formats

Power Source:

AT5402: Beam-powered
AT5406: Lithium battery

Dimensions:

AT5402: (L x D x W) 3.6 x 2.3 x .27 in
(9.2 x 5.9 x .69 cm)
AT5406: (L x D x W) 4.5 x 2.5 x .7 in
(11.4 x 6.4 x 1.8 cm)

Weight:

AT5402: 1.4 oz. (40g)
AT5406: 3.5 oz. (99g)

Service Life:

AT5402: >10 years
AT5406: Eight-year lithium battery (typical life)

Case Material:

Weatherproof, polycarbonate alloy, UV stabilized

Mounting Surface:

Interior: Non-metallic windshield

Mounting Method:

Semi-permanent mounting: Double-sided tape
Removable mounting: Adhesive-backed hook-and-loop material attached to the tag and vehicle windshield.

Operating Temperature:

-40 to 185F (-40 to 85C)

Specifications

Frequency Range:

AT5412: 902 to 928 MHz

AT5414: 902 to 928 MHz/2425 to 2475 MHz

Typical Working Range with TransCore®

Encompass 4:

AT5412: 5 to 10 ft (1.5 to 3 m)

AT5414: 5 to 35 ft (1.5 to 11 m)

Polarization:

Parallel with longer side

Data Memory Capacity:

SeGo and eGo Modes: 2048 bits

ATA Mode: 60 bits

Power Source:

AT5412: Beam

AT5414: Lithium battery for a typical eight-year life

Dimensions:

AT5412: 9.3 x 2.38 x 0.69 in (23.6 x 6.0 x 1.75 cm)

AT5414: 9.32 x 2.39 x 0.75 in (23.67 x 6.07 x 1.91 cm)

Weight:

AT5412: 5.3 oz (150.2 g)

AT5414: 6.6 oz (187 g)

Case Material:

Weatherproof, polycarbonate, UV-stabilized case that is sealed after programming

Mounting Surface:

Any smooth metallic surface

Mounting Method:

Mount to any flat smooth metal surface using bolts, screws or blind rivets

Operating Temperature:

-40 to 185F (-40 to 85C)



Standard Features

RFID Transportation Tags

- Harsh environment durability
- Factory sealed case
- Non-battery for extended service life (AT5412)
- Dual-frequency (915 and 2450 MHz, AT5414)

Part Number/Price

Part #	Description	Price
86399	AT5412 transportation tag 1/2 frame beam power	\$60.00
157188	AT5414 transportation tag 1/2 frame with battery	\$75.00

Note: Programming fee applies if ordering less than 100 tags

HID RFID Cards, Keys and Tags



Standard Features

HID RFID Cards, Keys, and Tags

- Offer sufficient read/write memory to store multiple biometric templates
- Available in a 2 or 16 application area configuration
- Offer multiple, securely separated areas to enable numerous applications, including the HID standard access control application
- Future growth for new read/write applications
- ISO 15693 and 14443B2 standards for read/write contactless communication
- Cost-effective way to enhance the security of your access control installation
- Close range

HID Long Range Readers



Standard Features

- Discreet hands-free authentication solution for long range parking and gate control
- Discreet hands-free authentication solution for long range truck identification
- IP65 rating allows outdoor mounting
- Supports Wiegand standards
- Requires Wiegand converter, consult with a sales engineer with application specifics

Part Number/Price

Part#	Description	Price
184458	Reader, Long Range HID	\$1,595.00
184459	UHF Credentials (Factory programming required)	\$14.00
184466	Windshield Mount	\$10.00

Specifications

Dimensions:

9.1 in x 9.1 in x 2.75 in
(23.1 cm x 23.1 cm x 7.0 cm)

Color:

Black

Housing Material:

UL94 Polycarbonate

Mounting:

Drill mounting box to meet application
Drill points provided for US and EU wall
boxes, and 75 mm, 100 mm and 200 mm
VESA mounts

Storage Temperature:

-67° F to 185° F (-55° C to 85° C)

Operating Temperature:

-30° F to 150° F (-35° C to 65° C)

Operating Humidity:

5% to 95% relative humidity non-condensing

Rating:

IP65

Approvals:

UL 294/cUL, CB Scheme, FCC Certification,
IC (Canada),
CE (Europe), IFETEL (Mexico)

Specifications

Typical Maximum Read Range*:

2.5-4.5in (6.3-11.4cm) with HID iCLASS® card
 1.0in (2.5cm) with HID iCLASS key
 1.0in (2.5cm) with HID iCLASS tag
 1.5-2.0in (3.8-5.0cm) with HID iCLASS prox
 1-2in (2.5-5.0cm) with MIFARE® card
 (serial number only)

*Using ISO 15693 mode (except MIFARE®).
 Dependent upon installation conditions. Please
 note that all iCLASS credentials are available
 in either a 2K bits (256 Bytes) or 16Kbits
 (2 KBytes) configuration.

Dimensions:

(W x L x D) 3.30 x 4.80 x .85in
 (8.38 x 12.19 x 2.16cm)

Material:

UL94 polycarbonate

Power Supply:

10-16VDC reverse voltage protected
 Linear supply recommended

Current Requirements (Avg/Peak):

80/260mA at 12VDC

Operating Temperature:

-31 to 150°F (-35 to 65°C)

Operating Humidity:

5-95% relative humidity non-condensing

Weight:

8.8oz (249.5g)

Transmit Frequency:

13.56MHz

Cable Distance:

Wiegand interface-500 feet (150m)
 Recommended cable is ALPHA 1295 (22AWG)
 Five-conductor stranded with overall shield or
 equivalent. Additional conductors may be required
 to connect all outputs.

Pending Certifications:

Taiwan, Singapore, Germany VdS

Approvals:

UL 294/cUL, FCC Certification, Canada Certification,
 CE Mark (Europe), New Zealand, Australia c-Tick



Standard Features

HID RFID Readers

- More powerful and versatile access control
- User-friendly proximity technology
- Uses the 13.56 MHz technology platform
- High-intensity, three-color light bar provides clear, visual feedback, even in direct sunlight
- Selectable, distinct tone sequences indicate status conditions
- All RF data transmission between the card and reader is encrypted using a secure algorithm
- Close range

Part Number/Price

Part #	Description	Price
176452	HID smart card reader	\$550.00
88792	Power supply, IDEC 12VDC output, 85 VAC input, required for 176452 above	\$130.00
85902	iClass Smart Card Pack 1-25 13.56 MHz	\$145.00
85903	iClass Smart Card Pack 26-50 13.56 MHz	\$145.00
85904	iClass Smart Card Pack 51-75 13.56 MHz	\$145.00
85905	iClass Smart Card Pack 76-100 13.56 MHz	\$145.00

Keyfob and disc tags optional—consult for price.

Photo Eyes



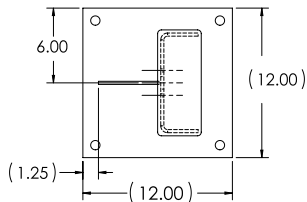
Retro-reflective

Standard Features

- Many varieties available for both truck scale and dynamic weighing applications
- Arrange photo eyes to keep wheels on scale
- Rugged outdoor applications
- Reflective types work up to 17 ft (2,13 m) in clean conditions
- Quick disconnects for easy replacement
- Broken beams can signal a wheel off the scale or prevent a weighment in unattended systems
- Transmitter/receiver types work up to 17 ft in clean conditions

Part Number/Price

Part #	Description	Price
Photo Eyes		
78975	Allen-Bradley® photo eye retro-reflective sensor	\$275.00
78976	Photo eye reflector, 3 in diameter	\$27.00
78977	Quick disconnect photo eye cable, 12 ft, 5-Pin mini connector	\$115.00
Photo Switches		
165776	Kit, photo eye switch	\$1,205.00
103013	Photo switch receiver	\$250.00
103014	Photo switch transmitter	\$198.00
196361	Photo switch transmitter (DC)	\$255.00
103015	Photo switch quick connector receiver	\$115.00
103016	Photo switch quick connector transmitter	\$80.00
130398	Mounting swivel assembly for 103103 and 103014	\$25.00
156532	Photo eye stand kit	\$325.00



PN 156532 photo eye stand kit dimensions


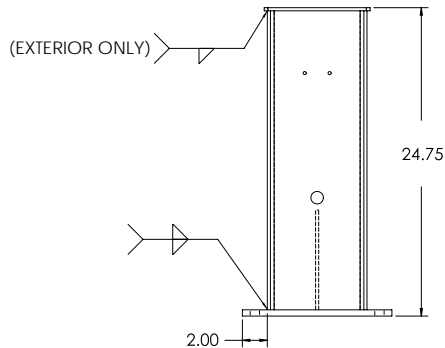


Photo eye stand

Standard Features

Light

- Housing meets or exceeds ITE specifications
- Stainless steel hardware
- 8 inch LED lights, enclosure injection molded polycarbonate
- LED modules
- Compliant to ITE UTCSH - LED circular signal
- Temperature compensated power supplies for long LED life
- Conformal coated power supplies
- Intertek/ETL certified and listed on ETL certification program
- 135 VAC



Traffic Light

Standard Features

Pole

- 4.5 in outer dimension aluminum pole
- Cast aluminum base mounts to concrete with four anchor bolts
- Base underside has integrated anchor bolt guide to ensure proper anchor placement.
- Removable 8 in access door for cable splicing and bolt attachments (H x W) 15 in x 13 3/4 in

Part Number/Price

Part #	Description	Est. Weight	Price
23146	Traffic light kit, 8 in, 60 W, mounting hardware that mounts to a 4 in outer dimension pipe, 115 VAC	25 lb	\$775.00
85789	Aluminum pole with base, 8 ft (4.5 in OD - schedule 40)	70 lb	\$940.00
179172	Aluminum pole cap, 4.5 in (for use when traffic light not mounted on pole)		\$49.00
87111	Side mount brackets include 12 in nipples and universal hubs, bracket, aluminum upper and lower assembly	10 lb	\$215.00
84504	Anchor bolt with nut washer	2 lb	\$5.00
160242	Kit; dual traffic light		\$4,770.00
160208	Control panel, dual traffic light		\$780.00
156106	Buzzer box, 115 VAC		\$595.00
163734	Switch box, remote (includes legend plates for Zero, Print, Tare, Cancel and Accept)		\$270.00



Anchor bolt with nut and washer



Side Mount Brackets



Traffic Light Pole



Buzzer Box



Control Panel



Switch Box

Specifications Sub Station

Speaker:

20 , 2 1/2 in diameter

Wiring:

CAT5 to Ethernet adapter

Communication:

Hands free at substation, master is push-to-talk, release-to-listen

Dimensions:

4-11/16 H x 4-11/16 W x 2 in D

Mounting:

Flush mount into two-gang box or flush mount in kiosk



Sub Station

Standard Features

Sub Station

- Moisture and puncture resistant speaker
- Three-layer steel baffle protects speaker from tampering
- Hands-free communication
- Pigtail wires for connection to Ethernet adapter
- Weather and vandal resistant

Part Number/Price

Part#	Description	Price
Consult	Ethernet intercom	Consult

Ethernet Serial Servers



Part Number/Price

Part#	Description	Price
159118	Ethernet serial server dual serial port (two-terminal blocks) one Ethernet 10/100 (RJ45) DIN rail mounting	\$415.00
197373	Ethernet serial server four serial port (DB-9) one Ethernet 10/100 (RJ45) DIN rail mounting	\$800.00

Balances

TABLE OF CONTENTS

RICE LAKE

EQUIPOISE® SERIES	50
<i>Compact Balance</i>	

TE SERIES	52
<i>Tuning Fork Enhanced Balance</i>	

TC SERIES	54
<i>Tuning Fork Compact Balance</i>	

TP SERIES	56
<i>Tuning Fork Precision Balance</i>	

TS SERIES	58
<i>Tuning Fork Stainless Steel Washdown Balance</i>	

TA PLUS	60
<i>Tuning Fork Analytical Balance</i>	

A&D WEIGHING

MC SERIES	62
<i>Mass Comparator</i>	

ION BM SERIES	64
<i>Micro, Semi-Micro Analytical Balances</i>	

PHOENIX GH SERIES	66
<i>Analytical/Semi-Micro Balances</i>	

GEMINI GR SERIES	68
<i>Analytical/Semi-Micro Balances</i>	

HR-AZ/A SERIES	70
<i>Analytical Balance</i>	

ORION HR SERIES	72
<i>Analytical/Semi-Micro</i>	

AD-4212A SERIES	74
<i>Analytical Balances</i>	

APOLLO GX SERIES	76
<i>Toploader Balances</i>	

APOLLO GF SERIES	80
<i>Toploader Balances</i>	

GF-P SERIES	83
<i>Toploader Balances</i>	

FX-I SERIES	84
<i>Toploader Balances</i>	

FX-IWP SERIES	86
<i>Toploader/Washdown Balances</i>	

AD-1683	88
<i>Static Eliminator</i>	

EJ NEWTON SERIES	89
<i>Compact Balances</i>	

EK-EP SERIES	91
<i>Intrinsically Safe Compact Balances</i>	

EK-I SERIES	92
<i>Compact Balances</i>	

EW-I SERIES	94
<i>Compact Balances</i>	

GX-K SERIES	96
<i>Industrial Balances</i>	

GF-K SERIES	98
<i>Precision Balances</i>	

GP SERIES	100
<i>Industrial Balances</i>	

MS-70/MX-50/MF-50/ML-50	103
<i>Moisture Analyzers</i>	

OHAUS

PIONEER® PX	106
<i>Analytical/Precision Balances</i>	

EXPLORER®	108
<i>Semi-Micro Balances</i>	

EXPLORER®	109
<i>Analytical Balances</i>	

EXPLORER®	110
<i>Precision Balances</i>	

EXPLORER®	112
<i>High Capacity Balances</i>	

ADVENTURER®	114
<i>Analytical/Precision Balances</i>	

MB SERIES	116
<i>Moisture Analyzer</i>	

SCOUT®	118
<i>Portable Electronic Balances</i>	

SCOUT® SJX	121
<i>Jewelry Balance</i>	

COMPASS CX SERIES	122
<i>Compact Scale</i>	

COMPASS CR SERIES	123
<i>Compact Scale</i>	

HH SERIES	124
<i>Handheld Compact Scale</i>	

YA SERIES	125
<i>Pocket Scale</i>	

TRIPLE BEAM	126
<i>Mechanical Balance</i>	

HARVARD TRIP BALANCE	128
<i>Mechanical Beam</i>	

DIAL-O-GRAM® AND CENT-O-GRAM®	129
<i>Mechanical Balances</i>	

FIELD TEST SCALE	130
<i>Mechanical Balance</i>	

HEAVY DUTY SOLUTION	131
<i>Mechanical Balance</i>	

FD SERIES	132
<i>Food Portioning Scale</i>	

NAVIGATOR™ XT	134
<i>Battery-Operated Compact Scale</i>	

VALOR® 7000	135
<i>Compact Bench Scales</i>	

VALOR® 3000 XTREME	136
<i>COMPACT PRECISION SCALES</i>	

VALOR® 3000 XTREME	137
<i>Compact Washdown Scales</i>	

VALOR® 2000	138
<i>Compact Washdown Scales</i>	

Compact Washdown Scales

VALOR® 1000	139
<i>Compact Precision Scales</i>	

SARTORIUS

CUBIS® II	140
<i>Ultra-Micro/Micro Balances</i>	

CUBIS® II	142
<i>Semi-Micro and Analytical Balances</i>	

CUBIS® II	144
<i>Milligram Balances</i>	

CUBIS® II	146
<i>Toploading Balances</i>	

QUINTIX/SECURA	149
<i>Semi-Micro Balances</i>	

PRACTUM/QUINTIX/SECURA	151
<i>Analytical Balances</i>	

PRACTUM/QUINTIX/SECURA	153
<i>Precision Balances</i>	

ENTRIS II	155
<i>Analytical/Precision/Toploading Balances</i>	

MA35, MA37 AND MA160	157
<i>Moisture Analyzer Balances</i>	

ACCESSORIES

ABLECABLE®	158
<i>RS-232/USB Serial Smart Cable Direct, Keyboard Input Direct</i>	

GO-BETWEEN™	159
<i>Data Capture and Storage</i>	

STANDARD BALANCE SLAB	160
<i>Kasota Stone</i>	

CLEAN ROOM TABLE	160
<i>Granite</i>	

STANDARD BALANCE TABLE	160
<i>Kasota Stone</i>	

SCOOPS	160
---------------------	-----

ANTI-VIBRATION	160
-----------------------------	-----

ESPAÑOL | Visite ricelake.com/spanish
para ver todos los materiales
Rice Lake que están
disponibles en español.

Product names, logos, brands, and other trademarks featured
or referred to within this publication are the property of their respective trademark holders.



Standard Features

- Capacities between 300 g and 6,000 g
- Internal resolution: 1/600,000
- LCD display
- Quick response
- Accumulation, counting and percentage modes
- 13 different units of measure
- Detachable enclosed weighing chamber (in capacities ≤1 kg)
- Battery operation for up to 40 hours of continuous use (without backlight)
- Standard RS-232 interface for connecting to printer or PC
- Plastic enclosure
- AC adapter

APPROVALS



Specifications

	EQ-300^	EQ-600^	EQ-1500	EQ-3000	EQ-6000
Part #	165338	165339	165340	165341	165342
List Price	\$295.00	\$295.00	\$295.00	\$295.00	\$295.00
Capacity	300 g	600 g	1,500 g	3,000 g	6,000 g
Resolution	0.01 g	0.02 g	0.05 g	0.1 g	0.2 g
Weighing Units	Gram, Carat, Ounce, Ounce Troy, Pound, Pennyweight, Grain, Momme, Hong Kong Tael, Singapore Tael, Taiwan Tael, Tola				
Operating Modes	Weighing, Percent Weighing, Parts Counting, Accumulation				
Repeatability (+/-)	0.01 g	0.02 g	0.05 g	0.1 g	0.2 g
Linearity (+/-)	0.02 g	0.04 g	0.1 g	0.2 g	0.4 g
Stabilization Time	2 seconds				
Operating Temperature	32° F to 104° F (0° C to 40° C)				
Weighing Chamber	6.7 x 5.7 x 3.1 in (170 x 145 x 80 mm)		N/A	N/A	N/A
Pan Size	Ø 4.7 in (Ø 120 mm)		4.8 in x 5.6 in (122 mm x 142 mm)		
Dimensions	7.1 x 8.7 x 3.3 in (180 x 220 x 85 mm)				
Est. Ship Weight	6.6 lb (3 kg)				
Calibration Weight	300 g	600 g	1,500 g	3,000 g	6,000 g
Power	AC adapter (12V/500 mA); internal rechargeable battery (6V/1.2Ah)				
Warranty	One-year Limited Warranty				
Return Policy	Rice Lake Standard Policy				

[^]Weighing Chamber

Part Number/Price

Part #	Model #	Capacity	Est. Weight	Price
165338	EQ-300	300 g x 0.01 g	6 lb	\$295.00
165339	EQ-600	600 g x 0.02 g	6 lb	\$295.00
165340	EQ-1500	1,500 g x 0.05 g	6 lb	\$295.00
165341	EQ-3000	3,000 g x 0.1 g	6 lb	\$295.00
165342	EQ-6000	6,000 g x 0.2 g	6 lb	\$295.00

Options/Accessories

Part #	Description	Price
41279	Printer cable, DB9M to 25-Pin M	\$65.00
103141	SP712 dot matrix printer, tear bar	\$350.00
119919	AbleCable RS-232/USB cable (requires 130789)	\$185.00
130789	Slim line null modem adapter	\$12.00
131135	Aluminum case	\$100.00
165183	AC adapter, 110-240VAC, interchangeable plugs	\$45.00



PN 165183 Multi-range AC adapter and multi-plug



APPROVALS

**Standard Features**

- External weight calibration
- Seven-segment (main)/16-segment (sub) display
- Selectable modes: Weighing, Counting, Percentage, Coefficient, Specific Gravity, Statistics, Animal and Formulation
- Mono-metal tuning fork technology (MMTF) provides quick response and stability
- 30-step bar graph display
- 100-240 VAC adapter included
- AA dry-cell port, (150 hours continuous use with LCD backlight and communication signal ON)
- RS-232 and USB
- Glass breeze break (TE-223 and TE-623 only)
- NTEP Certified (COC 17-104)

Specifications

	TE-223^	TE-623^	TE-3202	TE-6202	TE-15001	
Part#	187600	186030	186035	186036	186037	
List Price	\$1,050.00	\$1,380.00	\$1,145.00	\$1,405.00	\$1,100.00	
Capacity	220 g	620 g	3,200 g	6,200 g	15,000 g	
Resolution	0.001 g	0.001 g	0.01 g	0.01 g	0.1 g	
NTEP Resolution	0.01 g	0.01 g	0.1 g	0.1 g	1.0 g	
Operating Modes	Weighing, Counting, Percentage, Coefficient, Specific Gravity, Statistics, Animal, Formulation					
Repeatability	1 division					
Linearity	1 division					
Operating Temperature	41° F to 95° F (5° C to 35° C)					
Pan Size	4.6 in (118 mm)		6.3 in x 7.1 in (160 mm x 180 mm)			
Dimensions	10.6 in x 8.1 in x 11.8 in (270 mm x 208 mm x 301 mm)		10.4 in x 7.5 in x 3.4 in (265 mm x 191.5 mm x 86 mm)			
RS-232 Specifications	Baud Rate 1200, 2400, 480, 9600, 19200, 38400, 57600, 115200 bps					
Est. Ship Weight	6.5 lb (3 kg)		6.0 lb (2.7 kg)			
Power	100-240VAC adapter, AA dry cell (batteries not included)					
Approvals	NTEP CC 17-104					
Warranty	Five-year Limited Warranty					
Return Policy	Rice Lake Standard Policy					
UNIT OF MEASURE	Gram	220 x 0.001 g	620 x 0.001 g	3,200 x 0.01 g	6,200 x 0.01 g	15,000 x 0.1 g
	Carat	1,100 x 0.01 ct	3,100 x 0.01 ct	16,000 x 0.1 ct	31,000 x 0.1 ct	75,000 x 1 g
	Pound	0.48 x 0.00001 lb	1.3 x 0.00001 lb	7 x 0.0001 lb	13 x 0.0001 lb	33 x 0.001 lb
	Ounce	7.7 x 0.0001 oz	21 x 0.0001 oz	110 x 0.001 oz	210 x 0.001 oz	520 x 0.01 oz
	Troy Ounce	7 x 0.0001 ozt	19 x 0.0001 ozt	100 x 0.001 ozt	190 x 0.001 ozt	480 x 0.01 ozt
	Grain	3,300 x 0.1 GN	9,500 x 0.1 GN	49,000 x 1 GN	95,000 x 1 GN	230,000 x 10 GN
	Pennyweight	140 x 0.001 dwt	390 x 0.001 dwt	2,000 x 0.01 dwt	3,900 x 0.01 dwt	9,600 x 0.1 dwt
	Momme	58 x 0.001 mom	160 x 0.001 mom	850 x 0.01 mom	1,600 x 0.01 mom	4,000 x 0.1 mom
	MSG	47 x 0.001 MSG	130 x 0.001 MSG	690 x 0.01 MSG	1,300 x 0.01 MSG	3,200 x 0.1 MSG
	Tael (Hong Kong)	5.8 x 0.0001 TL	16 x 0.0001 TL	85 x 0.001 TL	160 x 0.001 TL	400 x 0.01 TL
	Tael (Singapore)	5.8 x 0.0001 TL	16 x 0.0001 TL	84 x 0.001 TL	160 x 0.001 TL	390 x 0.01 TL
	Tael (Taiwan)	5.8 x 0.0001 TL	16 x 0.0001 TL	85 x 0.001 TL	160 x 0.001 TL	400 x 0.01 TL
	Tola	18 x 0.0001 to	53 x 0.0001 to	270 x 0.001 to	530 x 0.001 to	1,200 x 0.01 to
	Bat	14 x 0.0001 Bat	40 x 0.0001 Bat	210 x 0.001 Bat	400 x 0.001 Bat	980 x 0.01 Bat
	Milligrams	220,000 x 1 mg	620,000 x 1 mg	3,200,000 x 10 mg	6,200,000 x 10 mg	15,000,000 x 100 mg

[^]Weighing Chamber

Part Number/Price

Part #	Model #	Description	Price
187600	TE-223	220 g x 0.001 g	\$1,050.00
186030	TE-623	620 g x 0.001 g	\$1,380.00
186035	TE-3202	3,200 g x 0.01 g	\$1,145.00
186036	TE-6202	6,200 g x 0.01 g	\$1,405.00
186037	TE-15001	15,000 g x 0.1 g	\$1,100.00

Options/Accessories

Part #	Description	Price
186074	Power supply 100-240VAC, 50-60 Hz	\$66.00
186075	In-use dust cover 623 g models and lower	\$26.00
186076	In-use dust cover 3,200 g models and higher	\$26.00
186077	Specific Density Measurement Kit	\$600.00
186079	Ethernet TCP/IP option card	\$600.00



Standard Features

- Large, 16.5 mm-high, backlit liquid crystal display (LCD)
- Selectable modes: Weight, Unit Count and Percentage
- 12 units of measurement
- Mono-metal tuning fork sensor (MMTF) provides quick response and stability
- 20-step bar graph display
- 115 VAC adapter included (230 VAC optional)
- Semi-automatic calibration, external weight
- Plastic housing on models <1000 g, plastic top and die cast bottom on models >1000 g

Options:

- RS-232
- Rechargeable battery

Specifications

	TC-620	TC-1200	TC-4200	TC-6200	
Part #	107232	107233	107234	107235	
List Price	\$715.00	\$655.00	\$715.00	\$770.00	
Capacity	620 g	1,200 g	4,200 g	6,200 g	
Resolution	0.01 g	0.1 g	0.1 g	0.1 g	
Operating Modes	Count, Percentage, Limit Function (checkweighing)				
Repeatability	1 division				
Linearity	1 division				
Operating Temperature	41° F to 95° F (5° C to 35° C)				
Pan Size	Ø 5.5 in (139.7 mm)	6.7 in x 5.6 in (170.2 x 142.2 mm)	7 in x 6.2 in (177.8 x 157.5 mm)		
Dimensions	9.2 x 7.1 x 2.9 in (234 x 180 x 74 mm)	10.4 x 7.5 x 3.4 in (264 x 191 x 86 mm)			
Weight (Approx.)	2.9 lb (1.3 kg)		5.9 lb (2.7 kg)		
Calibration Weight	600 g	1,200 g	4,000 g	6,200 g	
Power	120 VAC adapter				
Warranty	Five-year Limited Warranty				
Return Policy	Rice Lake Standard Policy				
UNIT OF MEASURE	Decimal Ounce	21 x 0.0005 oz	42 x 0.005 oz	140 x 0.005 oz	210 x 0.005 oz
	Decimal Pound	1.3 x 0.00005 lb	2.6 x 0.0005 lb	9.2 x 0.0005 lb	13 x 0.0005 lb
	Troy Ounce	19 x 0.0005 ozt	38 x 0.005 ozt	130 x 0.005 ozt	190 x 0.005 ozt
	Pennyweight	390 x 0.01 dwt	770 x 0.1 dwt	2,700 x 0.1 dwt	3,900 x 0.1 dwt
	Carat	3,100 x 0.05 ct	6,000 x 0.5 ct	21,000 x 0.5 ct	31,000 x 0.5 ct
	Momme	160 x 0.005 mom	320 x 0.05 mom	1,100 x 0.05 mom	1,600 x 0.05 mom
	Grain Unit	9,500 x 0.2 GN	18,000 x 2 GN	64,000 x 2 GN	95,000 x 2 GN
	Tael (Hong Kong)	16 x 0.0005 TL	32 x 0.005 TL	110 x 0.005 TL	160 x 0.005 TL
	Tael (Singapore, Malaysia, Taiwan)	16 x 0.0005 TL	31 x 0.005 TL	110 x 0.005 TL	160 x 0.005 TL
	Tola	53 x 0.001 to	100 x 0.01 to	360 x 0.01 to	530 x 0.01 to

Part Number/Price

Part #	Model #	Description	Price
107232	TC-620	620 g x 0.01 g	\$715.00
107233	TC-1200	1,200 g x 0.1 g	\$655.00
107234	TC-4200	4,200 g x 0.1 g	\$715.00
107235	TC-6200	6,200 g x 0.1 g	\$770.00

Options/Accessories

Part #	Description	Price
107236	Rechargeable battery TC-620, TC-1200, 32 hr	\$102.00
107237	Rechargeable battery TC-4200, TC-6200, 32 hr	\$102.00
107238	RS-232 option with DIN-5-Pin connector (not compatible with battery option) (TC-620, TC-1200)	\$127.00
107239	RS-232 option with DIN-5-Pin connection (not compatible with battery option) (TC-4200, TC-6200)	\$127.00
107240	In-use dust cover, 620 g to 1,200 g	\$26.00
107250	In-use dust cover, 4,200 g to 6,200 g	\$26.00
109236	Underweigh hook TC-620, TC-1200	\$26.00
109292	Underweigh hook TC-4200, TC-6200	\$26.00
42566	120 VAC adapter/12 VDC	\$66.00
42168	230 VAC adapter	\$72.00
107243	Additional operating manual	\$15.00
75351	WinWedge software	\$325.00
115303	Five-pin DIN to DB9F RS-232 cable	\$95.00
115148	RS-232 manual	\$5.00



Standard Features

- External weight calibration
- Large, 16.5 mm-high backlit liquid crystal display (LCD)
- Selectable modes: Weight, Unit, Count and Percentage
- 12 units of measurement
- Mono-metal tuning fork sensor (MMTS) provides quick response and stability
- 20-step bar graph display
- 115 VAC adapter included (230 VAC optional)
- One part in 620,000 resolution
- RS-232 bidirectional
- Plastic housing on models <1,000 g, plastic top and die cast bottom on models >1,000 g

Options:

- Rechargeable battery

Specifications

		TP-220^	TP-820	TP-3200	TP-8200	TP-12K
Part#		107244	107245	107246	107247	107248
List Price		\$1,020.00	\$1,020.00	\$1,155.00	\$1,020.00	\$1,175.00
NTEP	Part#	-	-	-	-	-
	List Price	-	-	-	-	-
Capacity		220 g	820 g	3,200 g	8,200 g	12,000 g
Resolution		0.001 g	0.01 g	0.01 g	0.1 g	0.1 g
Operating Modes		Counting, Percentage, Limit Function (checkweighing)				
Repeatability		1 division				
Linearity		1 division				
Operating Temperature		41° F to 95° F (5° C to 35° C)				
Pan Size		Ø 4.6 in (116.8 mm)	6.6 in x 5.5 in (167.6 x 139.7 mm)	7 in x 6.2 in (177.8 x 157.5 mm)		
Dimensions		9.2 x 7.1 x 6.6 in (including windshield) (235 x 182 x 170 mm)	9.2 x 7.1 x 2.9 in (235 x 182 x 75 mm)	10.1 x 7.5 x 3.4 in (265 x 192 x 87 mm)		
RS-232 Specifications		Baud rate - 1200/2400/2800/9600; Data bits - 8, Connector - DIN 5-Pin				
Est. Ship Weight		2.9lb (1.3kg)			6.2lb (2.8 kg)	
Calibration Weight		200 g	800 g	3,000 g	8,000 g	12,000 g
Power		120VAC adapter				
Battery Option		Nickel Cadmium battery, 12-hour run time, 24-hour charge time				
Approvals		-	-	-	-	-
Warranty		Five-year Limited Warranty				
Return Policy		Rice Lake Standard Policy				

[^]Weighing Chamber

Specifications

		TP-220^	TP-420NT^	TP-820	TP-1200NT	TP-3200	TP-4200NT	TP-6200NT	TP-8200	TP-12K
Part#		107244	-	107245		107246	-		107247	107248
UNIT OF MEASURE	Decimal Ounce	7.7 x 0.00005 oz	14 x 0.001 oz	28 x 0.0005 oz	42 x 0.0005 oz	110. x 0.0005 oz	140 x 0.01 oz	210 x 0.001 oz	280 x 0.005 oz	420 x 0.005 oz
	Decimal Pound	0.48 x 0.00001 lb	0.92 x 0.00001 lb	1.8 x 0.00005 lb	2.6 x 0.00005 lb	7.0 x 0.00005 lb	9.2 x 0.0001 lb	13 x 0.0001 lb	18 x 0.0005 lb	26 x 0.0005 lb
	Troy Ounce	7 x 0.00005 ozt	16 x 0.0001 ozt	26 x 0.0005 ozt	38 x 0.0005 ozt	100 x 0.0005 ozt	130 x 0.001 ozt	190 x 0.001 ozt	260 x 0.005 ozt	380 x 0.005 ozt
	*Pennyweight	140 x 0.001 dwt	—	520 x 0.01 dwt	770 x 0.01 dwt	2,000 x 0.01 dwt	2,700 x 0.01 dwt	3,900 x 0.01 dwt	5,200 x 0.1 dwt	7,700 x 0.1 dwt
	Carat	1,100 x 0.01 ct	2,100 x 0.01 ct	4,100 x 0.05 ct	6,000 x 0.05 ct	160,000 x 0.05 ct	21,000 x 0.1 ct	31,000 x 0.1 ct	41,000 x 0.5 ct	60,000 x 0.5 ct
	Momme	58 x 0.0005 mom		210 x 0.005 mom	320 x 0.005 mom	850 x 0.01 mom	1,100 x 0.01 mom	1,600 x 0.01 mom	2,100 x 0.05 mom	3,200 x 0.05 mom
	Grain Unit	3,300 x 0.02 GN	6,400 x 0.02 GN	12,000 x 0.2 GN	1,200 x 0.01 GN	48,000 x 0.2 GN	64,000 x 0.2 GN	95,000 x 0.2 GN	120,000 x 2 GN	180,000 x 2 GN
	Tael	5.8 x 0.00005TL	—	21 x 0.0005TL		85 x 0.001TL	—	—	210 x 0.005TL	320 x 0.005TL
	Tola	18 x 0.0001 to	—	70 x 0.001 to	100 x 0.001 to	270 x 0.001 to	—	530 x 0.001 to	700 x 0.01 to	1,000 x 0.01 to
	Measurable Unit Weight in Counting Mode	0.03 g	0.03 g	0.03 g	0.01 g	0.3 g	0.3 g	0.3 g	3 g	3 g

[^]Weighing Chamber *Pennyweight is not an NTEP supported unit of measurement

Part Number/Price

Part #	Model #	Description	Price
107244	TP-220	220 g x 0.001 g	\$1,020.00
107245	TP-820	820 g x 0.01 g	\$1,020.00
107246	TP-3200	3,200 g x 0.01 g	\$1,155.00
107247	TP-8200	8,200 g x 0.1 g	\$1,020.00
107248	TP-12K	12,000 g x 0.1 g	\$1,175.00

Options/Accessories

Part #	Description	Price
107249	Rechargeable battery ≤TP1200	\$102.00
107237	Rechargeable battery ≥TP-3200	\$102.00
107250	In-use dust cover ≥TP-3200	\$26.00
107240	In-use dust cover ≤TP-1200	\$26.00
109236	Underweigh hook ≤TP-1200	\$26.00
109292	Underweigh hook ≥TP-3200	\$26.00
42566	115VAC adapter/12VDC	\$66.00
42168	230VAC adapter	\$72.00
107251	Additional operating manual	\$15.00
75351	WinWedge Tal software	\$325.00
115303	Five-pin to nine-pin DB female RS-232 cable	\$95.00



Standard Features

- Stainless steel, IP65 top housing
- Large, 18 mm liquid crystal display (LCD) with backlight
- Selectable modes
- 13 units of measurement
- Mono-metal tuning fork sensor (MMTS) provides quick response and stability
- Washdown with IP65 rating
- 115 VAC adapter included (230 VAC optional)
- Semi-automatic calibration, external weight
- RS-232 bidirectional

Options:

- Battery holder
- Underweigh hook
- Waterproof RS-232 cable

Specifications

		TS-620	TS-6200	TS-8200
Part #		108156	108157	112182
List Price		\$1,325.00	\$1,430.00	\$1,505.00
Capacity		620 g	6,200 g	8,200 g
Resolution		0.01 g	0.1 g	0.1 g
Operating Modes		Counting, Percentage, Limit Function (Checkweighing), Weighing Multiplied by Coefficient, Specific Gravity, Animal Weighing, Adding Multiple Measurements		
Repeatability		1 division		
Linearity		1 division		
Operating Temperature		0° C to 40° C 80% RH or less		
Pan Size		Ø 140 mm (5.51 in)	190 x 190 mm (7.48 X 7.48 in)	
RS-232 Specifications		Baud rate - 1200/2400/4800/9600/19200, Data bits 8/7; Connector - Nine-Pin D-Sub M (not IP65 unless using PN 109238 cable)		
Dimensions		12.2 x 8.2 x 3.4 in (310 x 208 x 87 mm)		
Weight (Approx.)		10 lb (4.5 kg)		
Calibration Weight*		600 g	6,000 g	8,000 g
Power		120-240 VAC adapter, multi-plug adapter		
Battery Option		Field installable, uses 4AA dry cell batteries		
Warranty		Five-year Limited Warranty		
Return Policy		Rice Lake Standard Policy		
UNIT OF MEASURE	Decimal Ounce	21 x 0.0005 oz	210 x 0.005 oz	280 x 0.005 oz
	Decimal Pound	1.3 x 0.00005 lb	13 x 0.0005 lb	18 x 0.0005 lb
	Troy Ounce	19 x 0.0005 ozt	190 x 0.005 ozt	260 x 0.005 ozt
	Pennyweight	390 x 0.01 dwt	3,900 x 0.1 dwt	5,200 x 0.1 dwt
	Carat	3,100 x 0.05 ct	31,000 x 0.5 ct	41,000 x 0.5 ct
	Momme	160 x 0.005 mom	1,600 x 0.05 mom	2,100 x 0.05 mom
	Grain Unit	9,500 x 0.2 GN	95,000 x 2 GN	120,000 x 2 GN

* Calibration of balance does not require weight of full capacity (adjustable)

Part Number/Price

Part #	Model #	Description	Price
108156	TS-620	620 g x 0.01 g	\$1,325.00
108157	TS-6200	6,200 g x 0.1 g	\$1,430.00
112182	TS-8200	8,200 g x 0.1 g	\$1,505.00

Options/Accessories

Part #	Description	Price
108499	AC adapter, multi-range 110:230 VAC, 6VDC	\$51.00
72440	Nine-pin D-sub F-25-Pin D-sub connector	\$65.00
22436	Nine-pin D-sub F to blunt end	\$60.00
66535	Null modem cable	\$45.00
119064	Slimline adapter, null modem gender changer	\$10.50
109236	Under weigh hook	\$26.00
109238	Waterproof RS-232 cable	\$350.00
109050	Additional operating manual	\$15.00
112611	Battery operator manual	\$5.00
112516	Battery holder option, requires 4 AA batteries (not included)	\$102.00
119919	AbleCable, requires null modem cable PN 66535	\$185.00

NEW

RICE LAKE

TA Plus

Tuning Fork Analytical Balance



Capacity: 120g-220g Readability: 0.0001 g

Standard Features

- Anti-electrostatic 360° transparent windshield
- Eight-digit, 16.5 mm-high liquid crystal display (LCD) with backlight
- Single-touch response setting for environment
- 40-step bar graph display
- RS-232C interface
- ISO/GLP/GMP compliant printing record
- Underweigh hook included
- Internal calibration
- Plastic housing

Specifications

		TA Plus-124^	TA Plus-224^
Part #		196569	196570
List Price		\$1,975.00	\$1,995.00
Capacity		120 g	220 g
Resolution		0.0001 g	0.0001 g
Operating Modes		Counting, Percentage, Limit Function (Checkweighing), Specific Gravity	
Repeatability		1 division	
Linearity		1 division	
Operating Temperature		50° F to 86° F (10° C to 30° C) 80% RH or lower	
RS232 Specifications		Baud rate - 1200/2400/4800/9600/19200 bps, 8/7 data bits, Parity bit-None/Odd/Even	
Pan Size		Ø 3.15 in (80 mm)	
Dimensions		11 x 7.9 x 12 in (290 x 200 x 306 mm)	
Weight (Approx.)		6.4 lb (2.9 kg)	
Calibration Weight		120 g	220 g
Power		120 VAC adapter	
Warranty		Five-year Limited Warranty	
Return Policy		Rice Lake Standard Policy	
UNIT OF MEASURE	Decimal Ounce	4.2 x 0.000005 oz	7.7 x 0.000005 oz
	Decimal Pound	0.26 x 0.000001 lb	0.48 x 0.000001 lb
	Troy Ounce	3.8 x 0.000005 ozt	7 x 0.000005 ozt
	Pennyweight	77 x 0.0001 dwt	140 x 0.0001 dwt
	Carat	600 x 0.0005 ct	1100 x 0.001 ct
	Momme	32 x 0.00005 mom	58 x 0.00005 mom
	Grain Unit	1,800 x 0.002 GN	3,300 x 0.002 GN
	Tael	3.2 x 0.000005 TL	5.8 x 0.00005 TL
	Tola	10 x 0.00001 to	18 x 0.00001 to

[^] Weighing Chamber

Part Number/Price

Part #	Model #	Description	Price
196569	TA Plus-124	120 g x 0.0001 g	\$1,975.00
196570	TA Plus-224	220 g x 0.0001 g	\$1,995.00

Options/Accessories

Part #	Description	Price
108255	115 VAC adapter	\$51.00
108256	230 VAC adapter	\$77.00
108257	In-use cover	\$51.00
107398	Additional operating manual	\$15.00
75351	WinWedge® Tal software	\$325.00
66535	Null modem cable	\$45.00
119919	AbleCable, requires null modem cable PN 66535	\$185.00



Standard Features

- Super hybrid sensor technology
- Bright VFD display
- Manage ASTM and OIML weights
- Auto-centering pan included
- Underhook weighing
- Built-in calibration weight
- GLP/LIM/ISO compliant
- RS-232C

Specifications

	MC-1000S [^]	MC-6100 [^]	MC-10K [^]	MC-30K [^]
Part#	151262	151263	151264	151265
List Price	\$6,470.00	\$6,470.00	\$7,750.00	\$7,750.00
Capacity	1,100 g	6,100 g	10.1 kg	31 kg
Resolution	0.1 mg	0.001 g	0.001 g	0.01 g
Operating Modes	Weighing, Percentage, Comparator			
Weighing Units	g, oz, lb, lb-oz, troy oz, ct, dwt, grain, momme			
Repeatability**	0.0005 g/1 kg/0.0004 g/500 g	0.004 g/5 kg/0.0015 g/2 kg	0.005 g/10 kg/0.004 g/5 kg	0.015 g/20 kg
Linearity	±0.002 g	±0.02 g	±0.03 g	±0.2 g
Stabilization Time	5 seconds			
Sensitivity Drift (10° C-30° C)	±2 ppm/° C			±3 ppm/0° C
Operating Temperature	41° F to 104° F (5° C to 40° C) 85% RH or less (no condensation)			
Pan Size	128 x 128 mm	147 x 147 mm	270 x 210 mm	
Physical Dimensions	210 x 317 x 86 mm		300 x 355 x 111 mm	
Weight	4.6 kg	5.1 kg	9.34g	
Ext. Cal. Mass (optional)	1,000 g	6,000 g	10 kg	30 kg
Power	120/240 AC adapter			
Warranty	Five-year Limited Warranty			
Return Policy	A&D Weighing Standard Policy - restock fee may apply			

[^] Weighing Chamber

** Repeatability when auto-centering is used under good ambient conditions

Part Number/Price

Part #	Model #	Description	Price
151262	MC-1000S	1,100 g x 0.1 mg, glass breeze break	\$6,470.00
151263	MC-6100S	6,100 g x 0.001 g, glass breeze break	\$6,470.00
151264	MC-10KS	10.1 kg x 0.001 g, breeze break	\$7,750.00
151265	MC-30KS	31 kg x 0.01 g, breeze break	\$7,750.00

Options/Accessories

Part #	Model #	Description	Price
151266	AX-MC1000PAN	Auto center pan, MC-1000S (included with balance)	\$1,173.00
151267	AX-MC6100PAN	Auto center pan, MC-6100 (included with balance)	\$1,173.00
151268	AX-MC10K-30KPAN	Auto center pan, MC-10/30K (included with balance)	\$1,500.00
151247	AD-1688	Data logger	\$311.00
97649	TB-648	AC adapter (120V/220V)	\$44.00
97695*	GX-04K	Comparator output, factory installed	\$373.00
97696*	GX-06K	Analog output, factory installed	\$857.00
97699	GX-12	Animal weigh pan	\$189.00
97700	GX-13	Density determination for MC-1000S	\$653.00
97607	AD-1682	External rechargeable battery pack	\$692.00
97612	SW-128	Foot switch	\$75.00
196128	AD-8127	Impact dot matrix, statistical printer, includes cable	\$869.00

* Only one option may be installed and requires factory installation

Ion BM Series

Micro, Semi-Micro Analytical Balances

Capacity: 520g Readability: 0.000001 g

**Standard Features**

- Built-in fanless static eliminator
- Underhook weighing
- Anti-static glass
- Weighing chamber
- Built-in motorized calibration weight
- One touch environmental filters
- GLP/LIM/ISO compliant
- RS-232C and WinCT software standard
- AD-1688 Weighing Data Logger included

Specifications

		BM-20^	BM-22^	BM-252^	BM-200^	BM-300^	BM-500^
Part#		150762	150763	150765	150766	150767	150768
List Price		\$14,790.00	\$13,668.00	\$8,400.00	\$6,615.00	\$6,931.00	\$7,344.00
Capacity		22g	22g/5.1 g	250g	220g	320g	520g
Resolution		0.000001 g	0.00001 g/0.000001 g	0.00001 g	0.0001 g	0.0001 g	0.0001 g
Operating Modes		Percentage, Counting					
Repeatability		0.0025 mg	0.004 mg/0.01 mg	0.03 mg	0.1 mg	0.2 mg	
Linearity		±0.010 mg	±0.010 mg/0.02 mg	±0.010 mg	±0.2 mg	±0.3 mg	±0.5 mg
Stabilization Time		10 seconds (typically)	8 to 10 seconds	8 seconds	Approx. 3.5 seconds		
Sensitivity Drift (10° C-30° C)		±2 ppm/° C (when automatic self calibration is not used)					
Operating Temperature		41° F to 104° F (5° C to 40° C), 85% RH or less (no condensation)					
Pan Size		Ø 0.98 inches (25 mm)		Ø 3.6 inches (90 mm)			
Physical Dimensions		(W x D x H) 10.2 x 18.3 x 12.8 in (259 x 466 x 326 mm)					
Weight		10 kg (ships by motor freight)					
Ext. Cal. Mass (optional)		20g		200g	200g	300g	500g
Power		120/240 AC Adapter					
Warranty		Five-year Limited Warranty					
Return Policy		A&D Weighing Standard Policy - restock fee may apply					
UNIT OF MEASURE	Decimal Ounce	0.776 x 0.00000001 oz	0.18/0.776 x 0.0000001/0.000001 oz	8.82 x 0.000001 oz	7.76 x 0.00001 oz	11.29 x 0.00001 oz	18.34 x 0.000001 oz
	Troy Ounce	0.707 x 0.0000001 ozt	0.164/0.707 ozt	8.03 x 0.0000001 ozt	7.07 x 0.000001 ozt	10.29 x 0.000001 ozt	16.72 x 0.000001 ozt
	Pennyweight	14.15 x 0.00001 dwt	3.28/14.15 x 0.00001 x 0.0001 dwt	160.7 x 0.00001 dwt	141.5 x 0.0001 dwt	20.58 x 0.0001 dwt	334.4 x 0.0001 dwt
	Carat	110 x 0.00001 ct	25.5/110 x 0.00001/0.0001 ct	1,250 x 0.0001 ct	1,100 x 0.001 ct	1,600 x 0.001 ct	2,600 x 0.001 ct
	Momme	5.87 x 0.000001 mom	1.37/5.87 x 0.000001/0.00001 mom	66.67 x 0.00001 mom	58.7 x 0.0001 mom	85.3 x 0.0001 mom	138.7 x 0.0001 mom
	Grain Unit	339.5 x 0.00002 GN	78.71/339.5 x 0.00002/0.0002 GN	3,858 x 0.0002 GN	3,395 x 0.002 GN	4,938 x 0.002 GN	8,024 x 0.002 GN

[^] Weighing Chamber

Part Number/Price

Part #	Model #	Description	Price
150762	BM-20	22 g x 0.001 mg	\$14,790.00
150763	BM-22	5.1 g/22 g x 0.001 mg/0.01 mg	\$13,668.00
150765	BM-252	250 g x 0.01 mg	\$8,400.00
150766	BM-200	220 g x 0.1 mg	\$6,615.00
150767	BM-300	320 g x 0.1 mg	\$6,931.00
150768	BM-500	520 g x 0.1 mg	\$7,344.00

Options/Accessories

Part #	Model #	Description	Price
150769	BM-08	Balance OPT, Ethernet BM	\$852.00
97606	AD-1653	Density determination kit (BM-252/200/300/500 only)	\$564.00
97609	AD-8922A	Remote controller	\$635.00
97608	AD-8920A	Universal remote display	\$270.00
97612	SW:128	Foot switch	\$75.00
97649	TB:648	AC adapter (120V/220V)	\$44.00
196128	AD-8127	Impact dot matrix, statistical printer, includes cable	\$869.00

Phoenix GH Series

Analytical/Semi-Micro Balances

Capacity: 120g-250g Readability: 0.00001g



Standard Features

- Simple and easy to operate, adapts to your environment
- GLP/GMP/GCP/ISO compliant which outputs the calibration data and ID number of the balance for calibration confirmation to the AD-8121B printer
- Internal calibration mass; full digital calibration
- System diagnostic to alert operator of abnormal weighing conditions
- Weighing chamber
- Underhook weighing
- RS-232C bidirectional interface
- Data memory function
- Time and date function
- WinCT® communication tools software
- Liquid crystal display (LCD)

Specifications

		GH-120^	GH-200^	GH-300^	GH-202^	GH-252^
Part#		97597	97599	97600	97601	97602
List Price		\$3,540.00	\$4,010.00	\$4,765.00	\$5,350.00	\$5,895.00
Capacity		120 g	220 g	320 g	220 g/51 g	250 g/101 g
Resolution		0.0001 g	0.0001 g	0.0001 g	0.0001/ 0.00001 g	0.0001/ 0.00001 g
Operating Modes		Percentage, Counting				
Repeatability		±0.2 mg	±0.2 mg	±0.3 mg	±0.2 mg/±0.03 mg	±0.2 mg/±0.10 mg
Linearity		0.1 mg	0.1 mg	0.2 mg	0.1 mg/0.02 mg	0.1 mg/0.03 mg
Stabilization Time		Approx. 3.5 sec (0.1 mg)/8 sec (0.01 mg)				
Sensitivity Drift (10° C-30° C)		±2 ppm/° C (when automatic self calibration is not used)				
Operating Temperature		41° F to 104° F (5° C to 40 C) 85% RH or less (no condensation)				
Pan Size		Ø 3.6 in (90 mm)				
Physical Dimensions		(W x D x H) 8.54 x 17.4 x 12.24 in (217 x 442 x 316 mm)				
Weighing Chamber		(W x D x H) 6.45 x 4.87 x 9.88 in (164 x 148.5 x 251 mm)				
Weight		Approx. 18 lb (8.2 kg)				
Ext. Cal. Mass (optional)		50 g/100 g	100 g/200 g	100 g/200 g/300 g	20 g/50 g/100 g/200 g	
Power		120V AC (AC Adapter) 50 Hz/60 Hz, 11 VA (110, 220, 240 available by special order)				
Warranty		Five-year Limited Warranty				
Return Policy		A&D Weighing Standard Policy - restock fee may apply				
UNIT OF MEASURE	Decimal Ounce	4.23 x 0.00001 oz	7.76 x 0.00001 oz	11.29 x 0.00001 oz	7.76 x 0.00001/1.80 x 0.000001 oz	8.82 x 0.00001/3.56 x 0.000001 oz
	Troy Ounce	3.86 x 0.00001 ozt	7.07 x 0.00001 ozt	10.29 x 0.00001 ozt	7.07 x 0.00001/1.64 x 0.000001 ozt	8.04 x 0.00001/3.25 x 0.000001 ozt
	Pennyweight	77.2 x 0.0001 dwt	141.5 x 0.0001 dwt	205.8 x 0.0001 dwt	141.5 x 0.0001/32.8 x 0.00001 dwt	160.8 x 0.0001/64.9 x 0.00001 dwt
	Carat	600 x 0.001 ct	1,100 x 0.001 ct	1,600 x 0.001 ct	1,100 x 0.001/255 x 0.0001 ct	1,250 x 0.001/505 x 0.0001 ct
	Momme	32.0 x 0.0001 mom	58.7 x 0.0001 mom	85.3 x 0.0001 mom	58.7 x 0.0001/13.6 x 0.00001 mom	66.7 x 0.0001/26.9 x 0.00001 mom
	Grain Unit	1,852 x 0.002 GN	3,395 x 0.002 GN	4,938 x 0.002 GN	3,395 x 0.002/787 x 0.0002 GN	3,858 x 0.002/1559 x 0.0002 GN
	Tola	10.29 x 0.00001 to	18.86 x 0.00001 to	27.44 x 0.00001 to	18.86 x 0.00001/4.37 x 0.000001 to	21.43 x 0.00001/8.66 x 0.000001 to
	Tael	3.20 x 0.00001 TL	5.87 x 0.00001 TL	8.53 x 0.00001 TL	5.87 x 0.00001/1.36 x 0.000001 TL	6.67 x 0.00001/2.69 x 0.000001 TL

[^] Weighing Chamber

Part Number/Price

Part #	Model #	Description	Price
97597	GH-120	120 g x 0.0001 g	\$3,540.00
97599	GH-200	220 g x 0.0001 g	\$4,010.00
97600	GH-300	320 g x 0.0001 g	\$4,765.00
97601	GH-202	220/51 g x 0.0001/0.00001 g	\$5,350.00
97602	GH-252	250/101 g x 0.0001/0.00001 g	\$5,895.00

Options/Accessories

Part #	Model #	Description	Price
97604	GH-08	Ethernet option for GH	\$699.00
97605	AD-100-2	Anti-theft device	\$75.00
97606	AD-1653	Density determination kit	\$564.00
97607	AD-1682	Rechargeable battery pack, external	\$692.00
97608	AD-8920A	Universal remote display	\$270.00
97609	AD-8922A	Remote controller	\$635.00
97610	AD-1683	Static eliminator	\$1,256.00
151247	AD-1688	Data logger	\$311.00
97612	SW-128	Foot switch	\$75.00
97649	TB-648	AC adapter (120V/220V)	\$44.00



GR-202

Standard Features

- GLP/GMP/GCP/ISO compliant software outputs the calibration data and ID number of the balance for calibration confirmation to the AD-8121B printer
- Easy access door system
- Automatic self-calibration
- Data memory function
- Weighing chamber
- Underhook weighing
- Internal calibration
- Liquid Crystal Display (LCD)
- RS-232 bidirectional interface
- WinCT® communication tools software

Specifications

	GR-120^	GR-200^	GR-300^	GR-202^	
Part#	97625	97626	97627	97628	
List Price	\$3,015.00	\$3,495.00	\$4,320.00	\$4,930.00	
Capacity	120 g	210 g	310 g	210/42 g	
Resolution	0.0001 g	0.0001 g	0.0001 g	0.0001/ 0.00001 g	
Operating Modes	Percentage, Counting				
Repeatability	0.0001 g	0.0001 g	0.0001 g	0.0001/0.00002 g	
Linearity	±0.0002 g	±0.0002 g	±0.0002 g	±0.0002/±0.00003 g	
Stabilization Time	Approx. 3.5 sec (0.1 mg)/8 sec (0.01 mg)				
Sensitivity Drift (10° C to 30° C)	±2 ppm/° C 50° F to 86° F (10° C to 30° C)				
Operating Temperature	41° F to 104° F (5° C to 40° C) 85% RH or less (no condensation)				
Pan Size	Ø 3.3 in (85 mm)				
Physical Dimensions	(W x D x H) 9.8 x 12.99 x 12.87 in (249 x 330 x 327 mm)				
Weighing Chamber	(W x D x H) 7.01 x 6.5 x 9.17 in (178 x 160 x 233 mm)				
Weight	Approx. 13.2 lb (6.0 kg)				
Ext. Cal. Mass (optional)	50 g/100 g	100 g/200 g	200 g/300 g	100 g/200 g	
Power	120V AC (AC Adapter) 50Hz/60 Hz, 11 VA (110, 220, 240VAC adapter by special order)				
Warranty	Five-year Limited Warranty				
Return Policy	A&D Weighing Standard Policy - restock fee may apply				
UNIT OF MEASURE	Decimal Ounce	4.2 x 0.00001 oz	7.4 x 0.00001 oz	10 x 0.00001 oz	7.4 x 0.00001/1.4 x 0.000001 oz
	Troy Ounce	3.8 x 0.00001 ozt	6.7 x 0.00001 ozt	9.9 x 0.00001 ozt	6.7 x 0.00001/1.3 x 0.000001 ozt
	Pennyweight	77 x 0.0001 dwt	135 x 0.0001 dwt	199 x 0.0001 dwt	135 x 0.0001/27 x 0.00001 dwt
	Carat	600 x 0.001 ct	1,050 x 0.001 ct	1,550 x 0.001 ct	1,050 x 0.001/210 x 0.0001 ct
	Momme	32 x 0.0001 mom	56 x 0.0001 mom	82 x 0.0001 mom	56 x 0.0001/11 x 0.00001 mom
	Grain Unit	1,851 x 0.002 GN	3,240 x 0.002 GN	4,784 x 0.002 GN	3,240 x 0.002/648 x 0.0002 GN
	Tola	10 x 0.00001 to	18 x 0.00001 to	26 x 0.00001 to	18 x 0.00001/3.6 x 0.000001 to
	Tael	3.1 x 0.00001 TL	5.5 x 0.00001 TL	8.2 x 0.00001 TL	5.5 x 0.00001/1.1 x 0.000001 TL

[^] Weighing Chamber

Part Number/Price

Part #	Model #	Description	Price
97625	GR-120	120 g x 0.0001 g	\$3,015.00
97626	GR-200	210 g x 0.0001 g	\$3,495.00
97627	GR-300	310 g x 0.0001 g	\$4,320.00
97628	GR-202	210/42 g x 0.0001/0.00001 g	\$4,930.00

Options/Accessories

Part #	A&D Model #	Description	Price
97605	AD-100-2	Anti-theft device	\$75.00
97606	AD-1653	Density determination kit	\$564.00
97607	AD-1682	Rechargeable battery pack	\$692.00
97608	AD-8920A	Universal remote display	\$270.00
97609	AD-8922A	Remote controller	\$635.00
97610	AD-1683	Static eliminator	\$1,256.00
97612	SW-128	Foot switch	\$75.00
97649	TB-648	AC adapter (120V/220V)	\$44.00
151247	AD-1688	Data logger	\$311.00
196128	AD-8127	Impact dot matrix, statistical printer, includes cable	\$869.00



Standard Features

- Fast stabilization time
- One-touch calibration in HR-AZ models
- Compact footprint size
- Weighing chamber
- Rotary sliding doors
- Removable breeze break with anti-static coating
- GLP/GMP/GCP/ISO compliant

Specifications

		HR-100A^	HR-100AZ^	HR-150A^	HR-150AZ^	HR-250A^	HR-250AZ^
Part#		150777	150779	150780	150781	150782	150783
List Price		\$1,795.00	\$2,240.00	\$1,920.00	\$2,350.00	\$2,085.00	\$2,555.00
Capacity (g)		102		152		252	
Resolution (g)		0.0001					
Operating Modes		Weighing, Percent Weighing, Parts Counting, Density					
Repeatability		0.1 mg				<200 mg 0.1 mg/>200 mg 0.2 mg	
Linearity		± 0.2 mg				± 0.3 mg	
Stabilization Time		3 seconds					
Operating Temperature		41° F to 104° F (5° C to 40° C), 85% RH or less (no condensation)					
Pan Size		Ø 3.6 inches (90 mm)					
Physical Dimensions		7.8 x 11.6 x 12.3 in (198 x 294 x 313 mm)					
Weight		8.6 lb (3.9 kg)					
Calibration Weight (g)		200		150		100	
Power		120/240 AC adapter					
Warranty		Five-year Limited Warranty					
Return Policy		A&D Weighing Standard Policy - restock fee may apply					
UNIT OF MEASURE	Decimal Ounce	3.59 x 0.00001 oz	3.59 x 0.00001 oz	5.36 x 0.00001 oz	5.36 x 0.00001 oz	8.88 x 0.00001 oz	8.88 x 0.00001 oz
	Troy Ounce	3.27 x 0.00001 ozt	3.27 x 0.00001 ozt	4.88 x 0.00001 ozt	4.88 x 0.00001 ozt	8.10 x 0.00001 ozt	8.10 x 0.00001 ozt
	Pennyweight	65.5 x 0.0001 dwt	65.5 x 0.0001 dwt	97.7 x 0.0001 dwt	97.7 x 0.0001 dwt	162 x 0.0001 dwt	162 x 0.0001 dwt
	Carat	510 x 0.001 ct	510 x 0.001 ct	760 x 0.001 ct	760 x 0.001 ct	1260 x 0.001 ct	1260 x 0.001 ct
	Momme	27.2 x 0.0001 mom	27.2 x 0.0001 mom	40.5 x 0.0001 mom	40.5 x 0.0001 mom	67.2 x 0.0001 mom	67.2 x 0.0001 mom
	Grain Unit	1,574 x 0.002 GN	1,574 x 0.002 GN	2,346 x 0.002 GN	2,346 x 0.002 GN	3,889 x 0.002 GN	3,889 x 0.002 GN
	Tola	8.74 x 0.00001 to	8.74 x 0.00001 to	13.0 x 0.00001 to	13.0 x 0.00001 to	21.6 x 0.00001 to	21.6 x 0.00001 to
	Tael	2.72 x 0.00001 TL	2.72 x 0.00001 TL	4.02 x 0.00001 TL	4.02 x 0.00001 TL	6.66 x 0.00001 TL	6.66 x 0.0001 TL

^ Weighing Chamber

Part Number/Price

Part #	Model #	Description	Price
150777	HR-100A	102 g x 0.0001 g	\$1,795.00
150779	HR-100AZ	102 g x 0.0001 g	\$2,240.00
150780	HR-150A	152 g x 0.0001 g	\$1,920.00
150781	HR-150AZ	152 g x 0.0001 g	\$2,350.00
150782	HR-250A	252 g x 0.0001 g	\$2,085.00
150783	HR-250AZ	252 g x 0.0001 g	\$2,555.00

Options/Accessories

Part #	A&D Model #	Description	Price
151247	AD-1688	Data logger	\$311.00
98027*	FXi-02	Quick USB interface with cable	\$89.00
98028*	FXi-08	Ethernet interface with WIN-CT Plus	\$490.00
98029*	FXi-09	Rechargeable battery	\$327.00
97649	TB:648	AC adapter (120V/220V)	\$44.00

**Only one option may be installed and factory installation required*



Standard Features

- GLP/GMP/GCP/ISO compliant software outputs the calibration data and ID number of the balance for calibration confirmation to the AD-8121B printer
- System diagnostics to alert the operator of abnormal weighing conditions
- RS-232C bidirectional interface (option for HR-60, HR-120 and HR-200; standard for HR-300i and HR-202i)
- Weighing chamber
- Underhook capability for density measurement and weighing magnetic materials
- Liquid Crystal Display (LCD)
- WinCT® communication tools software

Note: Orion HR series does have internal calibration

Specifications

	HR-300i [^]	HR-202i [^]
Part#	97642	97641
List Price	\$4,185.00	\$4,645.00
Capacity	320 g	220/51 g
Resolution	0.0001 g	0.0001/ 0.00001 g
Operating Modes	Percentage, Counting	
Repeatability	±0.0003 mg	±0.0002/±0.00003 g
Linearity	0.0002 mg	0.0001/0.00002 g
Stabilization Time	Approx. 3.5 seconds	Approx. 3.5/8 seconds
Sensitivity Drift (10° C-30° C)	±2 ppm/° C (when automatic self calibration is not used)	
Operating Temperature	41° F to 104° F (5° C to 40° C) 85% RH or less (no condensation)	
Pan Size	Ø 3.6 in (90 mm)	
Dimensions	(W x D x H) 8.54 x 17.4 x 12.24 in (217 x 442 x 316 mm)	
RS-232	Y	
Weighing Chamber	(W x D x H) 6.45 x 5.84 x 9.88 in (164 x 148.5 x 251 mm)	
Weight	Approx. 17.6 lb (8.0 kg)	
Ext. Cal. Mass (optional)	300 g/200 g/100 g	200 g/100 g/50 g/20 g
Power	120V AC (AC adapter) 50 Hz/60 Hz (110, 220, 240V AC adapter available by special order)	
Warranty	Five-year limited warranty	
Return Policy	A&D Weighing Standard Policy - restock fee may apply	
UNIT OF MEASURE	Decimal Ounce	11.29 x 0.00001 oz
	Troy Ounce	7.76 x 0.00001/1.8 x 0.000001 oz
	Pennyweight	10.3 x 0.00001 ozt
	7.07 x 0.00001/1.64 x 0.000001 ozt	
	Carat	199 x 0.0001 dwt
	141.5 x 0.0001/32.8 x 0.00001 dwt	
	Momme	1,550 x 0.001 ct
	1,100 x 0.001/255 x 0.0001 ct	
UNIT OF MEASURE	Grain Unit	82 x 0.0001 mom
	58.7 x 0.0001/13.6 x 0.00001 mom	
	Tola	4,784 x 0.002 GN
	3,395 x 0.002/787 x 0.0002 GN	
UNIT OF MEASURE	Tael	26 x 0.00001 to
	18.8 x 0.00001/4.37 x 0.000001 to	
UNIT OF MEASURE	Tael	8.2 x 0.00001 TL
	5.87 x 0.00001/1.36 x 0.000001 TL	

[^] Weighing Chamber

Part Number/Price

Part #	Model #	Description	Price
97642	HR-300i	320 g x 0.0001 g	\$4,185.00
97641	HR-202i	220/51 g x 0.0001/0.00001 g	\$4,645.00

Options/Accessories

Part #	A&D Model #	Description	Price
97605	AD-100-2	Anti-theft device	\$75.00
97606	AD-1653	Density determination kit	\$564.00
97607	AD-1682	Rechargeable battery pack, external	\$692.00
97608	AD-8920A	Universal remote display	\$270.00
97610	AD-1683	Static eliminator	\$1,256.00
97609	AD-8922A	Remote controller	\$635.00
97649	TB-648	AC adapter (120V/220V)	\$44.00
151247	AD-1688	Data logger	\$311.00
196128	AD-8127	Impact dot matrix, statistical printer, includes cable	\$869.00

**Standard Features**

- Comparator output (Hi/OK/Lo) feature for manual or automatic operation as well as buzzer function
- GLP/GMP compliant software output
- Breeze break for maximum accuracy and fastest response
- Standard calibration weight
- Simple operator reference card provided
- Multi-weighing units
- Time and date clock function
- Data memory function for weighing, calibration, counting and Hi/OK/Lo values
- Counting and percent mode
- Super Hybrid Sensor Technology (SHS)
- WinCT® communication tools software
- RS-232C bidirectional interface

Specifications

		AD-4212A-100	AD-4212B-102	AD-4212A-200	AD-4212B-201
Part #		97654	102925	97655	102926
List Price		\$5,660.00	\$8,750.00	\$4,970.00	\$6,695.00
Capacity		110 g	110 g	210 g	210 g
Resolution		0.0001 g	0.00001 g	0.001 g	0.0001 g
Operating Modes		Counting, Percentage			
Repeatability (Std. Dev.)		0.00015 g	0.00015 g	0.001 g	
Linearity		±0.0003 g	±0.0003 g	±0.002 g	±0.002 g
Stabilization Time (typical)		0 g-30 g Approx. 1.1 sec	0 g-30 g Approx. 1.1 sec	0 g-30 g Approx. 0.8 sec	0 g-30 g Approx. 0.8 sec
		30 g-110 g Approx. 1.3 sec	30 g-110 g Approx. 1.3 sec	30 g-210 g Approx. 1.0 sec	30 g-210 g Approx. 1.0 sec
Sensitivity Drift		±2 ppm/°C 10°C to 30°C (50°F to 86°F)			
Operating Temperature		41°F to 104°F (5°C to 40°C) 85% RH or less (no condensation)			
I/O Interface	RS-232C	Bidirectional 600-19,200			
	Comparator Output	3 level output with buzzer			
	External Contact Input	Re-zero and print			
Weighing Unit	Dimensions	(W x D x H) 3.2 x 9.1 x 3.5 in (80 x 230 x 90 mm)			
	Weighing Pan	2 x 2 in (50 x 50 mm)			
	Weight	Approx. 2 kg			
Display Unit	Dimensions	(W x D x H) 9.3 x 6.0 x 6.1 in (237 x 150 x 155 mm)			
	Weight	Approx. 2 kg			
Connection Cable		Approx. 2 m (between weighing unit and display unit)			
Shipping Weight		8.5 lb (4 kg)			
Calibration Weight (OIML F1) (OPT)		50 g	50 g	100 g	100 g
Power Supply		120V AC Adapter, 11 VA			
Warranty		Five-year Limited Warranty			
Return Policy		A&D Weighing Standard Policy - restock fee may apply			
UNIT OF MEASURE	Milligram	110,000.0 x 0.1 mg	110,000.0 x 0.01 mg	2,100,000 x 1 mg	210,000 x 0.1 mg
	Ounce	3.880135 x 0.000005 oz	3.880135 x 0.000005 oz	7.40755 x 0.00005 oz	7.40755 x 0.00005 oz
	Troy Ounce	3.536580 x 0.000005 ozt	3.536580 x 0.000005 ozt	6.75165 x 0.00005 ozt	6.75165 x 0.00005 ozt
	Carat	550.0 x 0.0005 ct	550.0 x 0.0005 ct	1,050.0 x 0.0005 ct	1,050.0 x 0.0005 ct
	Momme	29.33335 x 0.00005 mom	29.33335 x 0.00005 mom	56.0 x 0.0005 mom	56.0 x 0.0005 mom
	Pennyweight	70.7316 x 0.0001 dwt	70.7316 x 0.0001 dwt	135.033 x 0.001 dwt	135.033 x 0.001 dwt
	Grain	1,697.56 x 0.002 GN	1,697.56 x 0.002 GN	3,240.80 x 0.02 GN	3,240.80 x 0.02 GN
	Tael (HK Gen, Singapore)	2.910100 x 0.000005 TL	2.910100 x 0.000005 TL	5.55565 x 0.00005 TL	5.55565 x 0.00005 TL
	Tael (HK jewelry)	2.938900 x 0.000005 TL	2.938900 x 0.000005 TL	5.61060 x 0.00005 TL	5.61060 x 0.00005 TL
	Tael (Taiwan)	2.933335 x 0.000005 TL	2.933335 x 0.000005 TL	5.600 x 0.00005 TL	5.600 x 0.00005 TL
	Tael (China)	3.520 x 0.00005 TL	3.520 x 0.00005 TL	6.7200 x 0.00005 TL	6.7200 x 0.00005 TL
	Tola (India)	9.43089 x 0.00001 to	9.43089 x 0.00001 to	18.0044 x 0.0001 to	18.0044 x 0.0001 to
	Mesghal	23.46665 x 0.00005	23.46665 x 0.00005	44.80 x 0.0005	44.80 x 0.0005

Specifications

		AD-4212B-301		AD-4212A-600		AD-4212A-1000	
Part#		102927		97656		97657	
List Price		\$7,440.00		\$5,485.00		\$5,690.00	
Capacity		310 g		610 g		1,100 g	
Resolution		0.0001 g		0.001 g			
Operating Modes		Counting, Percentage					
Repeatability (Std. Dev.)		0.001 g					
Linearity		±0.002 g		±0.0003 g			
Stabilization Time (typical)		0-30 g	Approx. 0.8 seconds	0-30 g	Approx. 0.9 seconds	0-30 g	Approx. 0.9 sec
		30-210 g	Approx. 1.0 second	30-610 g	Approx. 1.1 seconds	30-1100 g	Approx. 1.1 sec
Sensitivity Drift		±2 ppm/°C 50° F to 86° F (10° C to 30° C)					
Operating Temperature		41° F to 104° F (5° C to 40° C) 85% RH or less (no condensation)					
I/O Interface	RS-232C	Bidirectional 600-19,200					
	Comparator Output	3 level output with buzzer					
	External Contact Input	Re-zero and print					
Weighing Unit	Dimensions	(W x D x H) 3.2 x 9.1 x 3.5 in (80 x 230 x 90 mm)					
	Weighing Pan	2 x 2 in (50 x 50 mm)		2.8 x 2.8 in (70 x 70 mm)			
	Weight	Approx. 2 kg					
Display Unit	Dimensions	(W x D x H) 237 W x 150 D x 155 mm H					
	Weight	Approx. 2 kg					
Connection Cable		Approx. 2 m (between weighing unit and display unit)					
Shipping Weight		8.5 lb (4 kg)					
Calibration Weight (OIML F1)(OPT)		100 g		200 g			
Power Supply		120V AC Adapter, 11 VA					
Warranty		Five-year Limited Warranty					
Return Policy		A&D Weighing Standard Policy - restock fee may apply					
UNIT OF MEASURE	Milligram	2,100,000 x 1 mg		660,000 x 0.00005 mg		1,210,000 x 0.00005 mg	
	Ounce	7.40755 x 0.00005 oz		23.28081 x 0.00005 oz		42.681485 x 0.00005 oz	
	Troy Ounce	6.75165 x 0.00005 ozt		21.21948 x 0.0005 ozt		38.90238 x 0.0005 ozt	
	Carat	1050.0 x 0.005 ct		3300 x 0.005 ct		6050 x 0.005 ct	
	Momme	56.0 x 0.0005 mom		176.0001 x 0.0005 mom		322.66685 x 0.0005 mom	
	Pennyweight	135.033 x 0.001 dwt		424.3896 x 0.001 dwt		778.0476 x 0.001 dwt	
	Grain	3,240.80 x 0.02 GN		10,185.36 x 0.02 GN		18,673.16 x 0.02 GN	
	Tael (HK Gen, Singapore)	5.55565 x 0.00005 TL		17.4606 x 0.00005 TL		32.0111 x 0.00005 TL	
	Tael (HK jewelry)	5.61060 x 0.00005 TL		17.6334 x 0.00005 TL		32.3279 x 0.00005 TL	
	Tael (Taiwan)	5.600 x 0.00005 TL		17.60001 x 0.00005 TL		32.266685 x 0.00005 TL	
	Tael (China)	6.7200 x 0.00005 TL		21.12 x 0.00005 TL		38.72 x 0.00005 TL	
	Tola (India)	18.0044 x 0.0001 to		56.58534 x 0.0001 to		103.73979 x 0.0001 to	
	Mesghal	44.80 x 0.0005		140.7999 x 0.0005		258.13315 x 0.0005	

Part Number/Price

Part#	A&D Model #	Description	Price
97654	AD-4212A-100	110 g x 0.0001 g	\$5,660.00
102925	AD-4212B-102	110 g x 0.00001 g	\$8,750.00
97655	AD-4212A-200	210 g x 0.001 g	\$4,970.00
102926	AD-4212B-201	210 g x 0.0001 g	\$6,695.00
102927	AD-4212B-301	210 g x 0.0001 g	\$7,440.00
97656	AD-4212A-600	610 g x 0.001 g	\$5,485.00
97657	AD-4212A-1000	1,100 g x 0.001 g	\$5,690.00

Options/Accessories

Part#	A&D Model #	Description	Price
97672	AD-4212A-01	BCD output (factory installed, four month lead time)	\$577.00
97674	AD-4212A-07	Extension cable, 3 m	\$164.00
97675	AD-4212A-08	Ethernet Interface with WinCT	\$788.00
97676	AD-4212A-19	Stainless steel breeze break (200 g only)	\$106.00



Standard Features

- Electronically controlled load (ECL) self-diagnostic before internal repeatability test without an external weight in less than 1.5 minutes
- Internal calibration weight
- Impact shock detection
- Flow rate display
- RS-232C and USB bidirectional interface
- Password protection and anti-theft security slot
- GLP/GMP/ISO compliant to either AD-8127 printer or computer
- Transmits date, time, ID number, serial number, model, manufacturer and calibration data
- Rechargeable battery option for portability
- Counting, Percentage, Animal Weighing, Density, Statistical and Comparator Modes
- Super Hybrid Sensor Technology (SHS)
- Reverse backlit LCD display
- Optional glass breeze break
- Underhook weighing

Specifications

	GX-203A^	GX-303A^	GX-403A^	GX-603A^	GX-1003A^	GX-2002A	
Part#	191691	191692	191693	191694	191695	191697	
List Price	\$1,675.00	\$1,875.00	\$1,989.00	\$2,595.00	\$3,203.00	\$1,942.00	
Capacity	220 g	320 g	420 g	620 g	1,100 g	2,200 g	
Resolution	0.001 g	0.001 g	0.001 g	0.001 g	0.001 g	0.01 g	
Operating Modes	Animal Weighing, Comparator Function, ACAI Counting, Percentage, Density Determination, Statistical Calculation						
Repeatability	0.001 g					0.01 g	
Linearity	±0.002 g				±0.003 g	±0.02 g	
Stabilization Time	Approx. 1 second						
Display Refresh	5 times per second/10 times per second/20 times per second						
Operating Temperature	41° F to 104° F (5° C to 40° C) RH less than 85% (no condensation)						
Pan Size	5 x 5in (128 x 128 mm)						
Dimensions	(W x D x H) 8.3 x 12.5 x 3.7 in (212 x 317 x 93 mm)						
Weighing Chamber	3 in H (85 mm H)						
Est. Ship Weight	11 lb (5 kg)						
Power	120VAC adapter, Approx. 30VA						
Warranty	Five-year Limited Warranty						
Return Policy	A&D Weighing Standard Policy - restock fee may apply						
UNIT OF MEASURE	Gram	220 x 0.001 g	320 g x 0.001 g	420 x 0.001 g	620 x 0.001 g	1100 x 0.001 g	2200 x 0.01 g
	Ounce (Avoir)	7.76 x 0.00005 g	11.29 x 0.00005 g	14.81 x 0.00005 g	21.86 x 0.00005 g	38.80 x 0.00005 g	77.6 x 0.0005 g
	Pound	0.485 x 0.000005 g	0.705 x 0.000005 g	0.925 x 0.000005 g	1.366 x 0.000005 g	2.425 x 0.000005 g	4.85 x 0.00005 g
	Pound/Ounce	0lb 7.76 oz x 0.01 oz	0lb 11.29 oz x 0.01 oz	0lb 14.81 oz x 0.01 oz	1lb 5.86 oz x 0.01 oz	2lb 6.80 oz x 0.01 oz	4lb 13.60 oz x 0.01 oz
	Troy Ounce	7.07 x 0.00005 g	10.29 x 0.00005 g	13.50 x 0.00005 g	19.93 x 0.00005 g	35.36 x 0.00005 g	70.7 x 0.0005 g
	Metric Carat	1100 x 0.005 g	1600 x 0.005 g	2100 x 0.005 g	3100 x 0.005 g	5500 x 0.005 g	11000 x 0.05 g
	Momme	58.6 x 0.0005 g	84.7 x 0.0005 g	112.0 x 0.0005 g	165.3 x 0.0005 g	293.3 x 0.0005 g	586 x 0.005 g
	Pennyweight	141 x 0.001 g	206 x 0.001 g	270 x 0.001 g	398 x 0.001 g	707 x 0.001 g	1414 x 0.01 g
	Grain (UK)	3395 x 0.02 g	4938 x 0.02 g	6481 x 0.02 g	9568 x 0.02 g	16975 x 0.02 g	33951 x 0.2 g
	Tael (HK general, Singapore)	5.82 x 0.00005 g	8.47 x 0.00005 g	11.11 x 0.00005 g	16.40 x 0.00005 g	29.10 x 0.00005 g	58.2 x 0.0005 g
	Tael (HK jewelry)	5.87 x 0.00005 g	x 0.00005 g	11.22 x 0.00005 g	16.56 x 0.00005 g	29.38 x 0.00005 g	58.7 x 0.0005 g
	Tael (Taiwan)	5.86 x 0.00005 g	x 0.00005 g	11.20 x 0.00005 g	16.53 x 0.00005 g	29.33 x 0.00005 g	58.6 x 0.0005 g
	Tael (China)	7.04 x 0.00005 g	x 0.00005 g	13.44 x 0.00005 g	19.84 x 0.00005 g	35.20 x 0.00005 g	70.4 x 0.0005 g
	Tola (India)	18.8 x 0.0001 g	27.4 x 0.0001 g	36.0 x 0.0001 g	53.1 x 0.0001 g	94.3 x 0.0001 g	188 x 0.001 g
	Mesghal	46.9 x 0.0005 g	69.6 x 0.0005 g	89.6 x 0.0005 g	132.2 x 0.0005 g	234.6 x 0.0005 g	769 x 0.005 g

[^] Weighing Chamber

Specifications


	GX-4002A	GX-6001A	GX-6002A	GX-10001A	GX-10002A	
Part#	191701	191705	191702	191706	191704	
List Price	\$2,335.00	\$1,999.00	\$2,925.00	\$2,985.00	\$3,600.00	
Capacity	4,200g	6,200g	6,200g	10,200g	10,200g	
Resolution	0.01 g	0.1 g	0.01 g	0.1 g	0.01 g	
Operating Modes	Animal Weighing, Comparator Function, ACAI Counting Function, Percentage, Density Determination, Statistical Calculation					
Repeatability	0.01 g	0.1 g	0.01 g	0.1 g	0.02 g	
Linearity	±0.02 g	±0.01 g	±0.03 g	±0.01 g	±0.03 g	
Stabilization Time	Approx. 1 second				Approx. 1.5 seconds	
Display Refresh	5 times per second/10 times per second/20 times per second					
Operating Temperature	41° F to 104° F (5° C to 40° C) RH less than 85% (no condensation)					
Pan Size	5 x 5 in (128 x 128 mm)				6.5 x 6.5 in (165 mm x 165 mm)	
Dimensions	(W x D x H) 8.3 x 12.5 x 3.7 in (212 x 317 x 93 mm)					
Est. Ship Weight	11 lb (5 kg)					
Power	120/240VAC adapter, Approx. 30VA					
Warranty	Five-year Limited Warranty					
Return Policy	A&D Weighing Standard Policy - restock fee may apply					
UNIT OF MEASURE	Gram	4200 x 0.01 g	6200 x 0.1 g	6200 x 0.01 g	10200 x 0.1 g	10,200 x0.01 g
	Ounce (Avoir)	148.1 x 0.0005g	218 x 0.005 g	218.6 x 0.0005g	359 x 0.005g	359.7 x 0.0005g
	Pound	9.25 x 0.00005g	13.6 x 0.0005g	13.66 x 0.00005g	22.4 x 0.0005g	22.48 x 0.00005g
	Pound/Ounce	9lb 4.15 oz x 0.01 oz	13lb 10.69 oz x 0.01 oz	13lb 10.69 oz x 0.01 oz	22lb 7.79 oz x 0.01 oz	22lb 7.79 oz x 0.01 oz
	Troy Ounce	135.0 x 0.0005g	199 x 0.005 g	199.3 x 0.0005g	327 x 0.005g	327.9 x 0.0005g
	Metric Carat	21000 x 0.05g	31000 x 0.5 g	31000 x 0.05g	51000 x 0.5g	51000 x 0.05g
	Momme	1120 x 0.005g	1653 x 0.05g	1653 x 0.005g	2720 x 0.05g	2720 x 0.005g
	Pennyweight	2700 x 0.01g	3986 x 0.1 g	3986 x 0.01g	6558 x 0.1g	6558 x 0.01g
	Grain (UK)	64815 x 0.2g	95680 x 2g	95680 x 0.2g	157410 x 2g	157410 x 0.2g
	Tael (HK general, Singapore)	111.1 x 0.0005g	164.0 x 0.005g	164.0 x 0.0005g	269.0 x 0.005g	269.8 x 0.0005g
	Tael (HK jewelry)	112.2 x 0.0005g	165.0 x 0.00005g	165.6 x 0.0005g	272.0 x 0.005g	272.5 x 0.0005g
	Tael (Taiwan)	112.0 x 0.0005g	165.0 x 0.005g	165.3 x 0.0005g	272.0 x 0.005g	272.0 x 0.0005g
	Tael (China)	134.4 x 0.0005g	198.0 x 0.005g	198.4 x 0.0005g	326.0 x 0.005g	326.4 x 0.0005g
	Tola (India)	360 x 0.001g	531.0 x 0.01g	531 x 0.001g	874.0 x 0.01g	874 x 0.001g
	Mesqhal	896 x 0.005g	1322 x 0.05g	1322 x 0.005g	2176 x 0.05g	2176 x 0.005g

Part Number/Price

Part #	Model #	Description	Price
191691	GX-203A	220 g x 0.001 g	\$1,675.00
191692	GX-303A	320 g x 0.001 g	\$1,875.00
191693	GX-403A	420 g x 0.001 g	\$1,989.00
191694	GX-603A	620 g x 0.001 g	\$2,595.00
191695	GX-1003A	1,100 g x 0.001 g	\$3,203.00
191697	GX-2002A	2,200 g x 0.01 g	\$1,942.00
191701	GX-4002A	4,200 g x 0.01 g	\$2,335.00
191705	GX-6001A	6,200 g x 0.1 g	\$1,999.00
191702	GX-6002A	6,200 g x 0.01 g	\$2,925.00
191706	GX-10001A	10,200 g x 0.1 g	\$2,985.00
191704	GX-10002A	10,200 g x 0.01 g	\$3,600.00

Options/Accessories

Part #	A&D Model #	Description	Price
192662	GXA-03	RS-232C Interface (D-sub 9P male)	\$230.00
192663	GXA-04	Comparator output (requires 192667)	\$220.00
192667	AX-K05692	MiniDIN 8 pin male for GXA-04	\$45.00
192671	GXA-06	Analog output (includes 192673)	\$220.00
192673	AX-K05693	MiniDIN 4 pin male for GXA-06	\$45.00
192674	GXA-09	Internal rechargeable battery (must be factory installed)	\$459.00
192675	GXA-10	Large glass breeze break	\$321.00
192676	GXA-12	Animal weighing pan (for models of 320 g capacity or higher)	\$139.00
192677	GXA-13	Density determination kit (for 1 mg models only)	\$503.00
192678	GXA-17	Large breeze break with built-in fanless ionizer (static eliminator)	\$925.00
192679	GXA-23-PRINT	External key input interface for SW:137-PRINT foot switch	\$210.00
192680	GXA-23-RZERO	External key input interface for SW:137-REZERo foot switch	\$210.00
192681	GXA-23-PLUG	External key input interface for AX-T-314A-S plug	\$203.00
192682	GXA-24	USB host interface (USB A type)	\$108.00
192683	GXA-25	External fanless ionizer (static eliminator)	\$811.00
192684	GXA-26	External IR switch (MiniDIN 4 pin male)	\$171.00





Standard Features

- Electronically controlled load (ECL) self-diagnostic before internal repeatability test without an external weight in less than 1.5 minutes
- External calibration
- Impact shock detection
- Flow rate display
- RS-232C and USB bidirectional interface
- Password protection and anti-theft security slot
- GLP/GMP/ISO compliant to either AD-8127 printer or computer
- Transmits date, time, ID number, serial number, model, manufacturer and calibration data
- Rechargeable battery option for portability
- Counting, Percentage, Animal Weighing, Density, Statistical and Comparator Modes
- Super Hybrid Sensor Technology (SHS)
- Reverse backlit LCD display
- Optional glass breeze break
- Underhook weighing

Specifications

	GF-203A^	GF-303A^	GF-403A^	GF-603A^	GF-1003A^	GF-1603A^	GF-1202A	
Part#	191707	191708	191709	191710	191711	191712	191713	
List Price	\$1,375.00	\$1,525.00	\$1,675.00	\$1,975.00	\$2,375.00	\$3,054.90	\$1,375.00	
Capacity	220 g	320 g	420 g	620 g	1,100 g	1,620 g	1,220 g	
Resolution	0.001 g	0.001 g	0.001 g	0.001 g	0.001 g	0.001 g	0.01 g	
Operating Modes	Animal Weighing, Comparator Function, ACAI Counting, Percentage, Density Determination, Statistical Calculation							
Repeatability	0.001 g					0.002 g	0.01 g	
Linearity	±0.002 g		±0.003 g			±0.02 g		
Stabilization Time	Approx 1 second				Approx. 1.5 seconds		Approx. 1 sec	
Operating Temperature	41° F to 104° F (5° C to 40° C)							
Weighing Chamber	3 in H (85 mm H)						—	
Pan Size	5 x 5 in (128 x 128 mm)						165 x 165 mm (6.5 x 6.5 in)	
Dimensions	(W x D x H) 8.3 x 12.5 x 3.7 in (212 x 317 x 93 mm)							
Est. Ship Weight	11 lb (5 kg)							
Power	120VAC adapter, Approx. 30VA							
Warranty	Five-year Limited Warranty							
Return Policy	A&D Weighing Standard Policy - restock fee may apply							
UNIT OF MEASURE	Gram	220 x 0.001 g	320 x 0.001 g	420 x 0.001 g	620 x 0.001 g	1100 x 0.001 g	1220 x .01 g	
	Ounce (Avoir)	7.76 x 0.00005 g	11.28 x 0.00005 g	14.81 x 0.00005 g	21.86 x 0.00005 g	38.80 x 0.00005 g	43.0 x 0.0005 g	
	Pound	0.485 x 0.000005 g	0.705 x 0.000005 g	0.925 x 0.000005 g	1.366 x 0.000005 g	2.425 x 0.000005 g	3.571 x 0.000005 g	2.68 x 0.00005 g
	Pound/Ounce	0lb 7.76 oz x 0.01 oz	0lb 11.28 oz x 0.01 oz	0lb 14.81 oz x 0.01 oz	1lb 5.86 oz x 0.01 oz	2lb 6.80 oz x 0.01 oz	3lb 9.14 oz x 0.01 oz	2lb 11.03 oz x 0.01 oz
	Troy Ounce	7.07 x 0.00005 g	10.28 x 0.00005 g	13.50 x 0.00005 g	19.93 x 0.00005 g	35.36 x 0.00005 g	52.08 x 0.00005 g	39.2 x 0.0005 g
	Metric Carat	1100 x 0.005 g	1600 x 0.005 g	2100 x 0.005 g	3100 x 0.005 g	5500 x 0.005 g	8100 x 0.005 g	6100 x 0.05 g
	Momme	58.6 x 0.0005 g	85.3 x 0.0005 g	112.0 x 0.0005 g	165.3 x 0.0005 g	293.3 x 0.0005 g	432.0 x 0.0005 g	325 x 0.005 g
	Pennyweight	141 x 0.001 g	205 x 0.001 g	270 x 0.001 g	398 x 0.001 g	707 x 0.001 g	1041 x 0.001 g	784 x 0.01 g
	Grain (UK)	3395 x 0.02 g	4938 x 0.02 g	6481 x 0.02 g	9568 x 0.02 g	16975 x 0.02 g	25000 x 0.02 g	18827 x 0.2 g
	Tael (HK general, Singapore)	5.82 x 0.00005 g	8.46 x 0.00005 g	11.11 x 0.00005 g	16.40 x 0.00005 g	29.10 x 0.00005 g	42.85 x 0.00005 g	32.2 x 0.0005 g
	Tael (HK jewelry)	5.87 x 0.00005 g	8.54 x 0.00005 g	11.22 x 0.00005 g	16.56 x 0.00005 g	29.38 x 0.00005 g	43.28 x 0.00005 g	32.5 x 0.0005 g
	Tael (Taiwan)	5.86 x 0.00005 g	8.53 x 0.00005 g	11.20 x 0.00005 g	16.53 x 0.00005 g	29.33 x 0.00005 g	43.20 x 0.00005 g	32.5 x 0.0005 g
	Tael (China)	7.04 x 0.00005 g	10.24 x 0.00005 g	13.44 x 0.00005 g	19.84 x 0.00005 g	35.20 x 0.00005 g	51.84 x 0.00005 g	39.0 x 0.0005 g
	Tola (India)	18.8 x 0.0001 g	27.4 x 0.0001 g	36.0 x 0.0001 g	53.1 x 0.0001 g	94.3 x 0.0001 g	138.8 x 0.0001 g	104 x 0.001 g
Mesqhal	46.9 x 0.0005 g	68.2 x 0.0005 g	89.6 x 0.0005 g	132.2 x 0.0005 g	234.6 x 0.0005 g	345.6 x 0.0005 g	260 x 0.005 g	

^ Weighing Chamber

Specifications

	GF-2002A	GF-3002A	GF-4002A	GF-6002A	GF-6001A	GF-10001A	GF-10002A
Part#	191714	191715	191716	191717	192486	192487	191718
List Price	\$1,425.00	\$1,475.00	\$1,899.00	\$2,310.00	\$1,575.00	\$1,645.00	\$2,850.00
Capacity	2,200 g	3,200 g	4,200 g	6,200 g	6,200 g	10,200 g	10,200 g
Resolution	0.01 g	0.01 g	0.01 g	0.01 g	0.1 g	0.1 g	0.01 g
Operating Modes	Animal Weighing, Comparator Function, ACAI Counting Function, Percentage, Density Determination, Statistical Calculation						
Repeatability	0.01 g				0.1 g		0.1 g
Linearity	±0.02 g			±0.03 g	±0.1 g		±0.03 g
Stabilization Time	Approx. 1 second						Approx. 1.5 seconds
Operating Temperature	41° F to 104° F (5° C to 40° C)						
Pan Size	5 x 5 in (128 x 128 mm)						6.5 x 6.5 in (165 mm x 165 mm)
Dimensions	(W x D x H) 8.3 x 12.5 x 3.7 in (212 x 317 x 93 mm)						
Est. Ship Weight	11 lb (5 kg)						
Power	120/240VAC adapter, Approx. 30VA						
Warranty	Five-year Limited Warranty						
Return Policy	A&D Weighing Standard Policy - restock fee may apply						
UNIT OF MEASURE	Gram	2200 x 0.01 g	3200 x 0.01 g	4200 x 0.01 g	6200 x 0.01 g	6200 x 0.1 g	10200 x 0.1 g
	Ounce (Avoir)	77.6 x 0.0005 g	112.8 x 0.0005 g	148.1 x 0.0005 g	218.6 x 0.0005 g	218 x 0.005 g	359.7 x 0.0005 g
	Pound	4.85 x 0.00005 g	7.05 x 0.00005 g	9.25 x 0.00005 g	13.66 x 0.00005 g	13.6 x 0.0005 g	22.4 x 0.00005 g
	Pound/Ounce	4 lb 13.60 oz x 0.01 oz	7 lb 0.87 oz x 0.01 oz	9 lb 4.15 oz x 0.01 oz	13 lb 10.69 oz x 0.01 oz	13 lb 10.69 oz x 0.01 oz	22 lb 7.79 oz x 0.01 oz
	Troy Ounce	70.7 x 0.0005 g	102.8 x 0.0005 g	135.0 x 0.0005 g	199.3 x 0.0005 g	199 x 0.005 g	327.9 x 0.0005 g
	Metric Carat	11000 x 0.05 g	16000 x 0.05 g	21000 x 0.05 g	31000 x 0.05 g	31000 x 0.5 g	51000 x 0.05 g
	Momme	586 x 0.005 g	853 x 0.005 g	1120 x 0.005 g	1653 x 0.005 g	1653 x 0.05 g	2720 x 0.05 g
	Pennyweight	1414 x 0.01 g	2057 x 0.01 g	2700 x 0.01 g	3986 x 0.01 g	3986 x 0.1 g	6558 x 0.1 g
	Grain (UK)	33951 x 0.2 g	49383 x 0.2 g	64815 x 0.2 g	95680 x 0.2 g	95680 x 2 g	157410 x 0.2 g
	Tael (HK general, Singapore)	58.2 x 0.0005 g	84.6 x 0.0005 g	111.1 x 0.0005 g	164.0 x 0.0005 g	164.0 x 0.005 g	269.0 x 0.005 g
	Tael (HK jewelry)	58.7 x 0.0005 g	85.4 x 0.0005 g	112.2 x 0.0005 g	165.6 x 0.0005 g	165.0 x 0.00005 g	272.0 x 0.005 g
	Tael (Taiwan)	58.6 x 0.0005 g	85.3 x 0.0005 g	112.0 x 0.0005 g	165.3 x 0.0005 g	165.0 x 0.005 g	272.0 x 0.0005 g
	Tael (China)	70.4 x 0.0005 g	102.4 x 0.0005 g	134.4 x 0.0005 g	198.4 x 0.0005 g	198.0 x 0.005 g	326.4 x 0.0005 g
	Tola (India)	188 x 0.001 g	274 x 0.001 g	360 x 0.001 g	531 x 0.001 g	531.0 x 0.01 g	874.0 x 0.01 g
	Mesghal	769 x 0.005 g	682 x 0.005 g	896 x 0.005 g	1322 x 0.005 g	1322 x 0.05 g	2176 x 0.005 g

Part Number/Price

Part #	Model #	Description	Price
191707	GF-203A	220 g x 0.001 g	\$1,375.00
191708	GF-303A	320 g x 0.001 g	\$1,525.00
191709	GF-403A	420 g x 0.001 g	\$1,675.00
191710	GF-603A	620 g x 0.001 g	\$1,975.00
191711	GF-1003A	1,100 g x 0.001 g	\$2,375.00
191712	GF-1603A	1,620 g x 0.001 g	\$3,054.90
191713	GF-1202A	1,220 g x 0.01 g	\$1,375.00
191714	GF-2002A	2,200 g x 0.01 g	\$1,425.00
191715	GF-3002A	3,200 g x 0.01 g	\$1,475.00
191716	GF-4002A	4,200 g x 0.01 g	\$1,899.00
191717	GF-6002A	6,200 g x 0.01 g	\$2,310.00
192486	GF-6001A	6,200 g x 0.1 g	\$1,575.00
192487	GF-10001A	10,200 g x 0.1 g	\$1,645.00
191718	GF-10002A	10,200 g x 0.01 g	\$2,850.00

Options/Accessories

Part #	A&D Model #	Description	Price
192662	GXA-03	RS-232C Interface (D-sub 9P male)	\$230.00
192663	GXA-04	Comparator output (requires 192667)	\$220.00
192667	AX-K05692	MiniDIN 8 pin male for GXA-04	\$45.00
192671	GXA-06	Analog output (includes 192673)	\$220.00
192673	AX-K05693	MiniDIN 4 pin male for GXA-06	\$45.00
192674	GXA-09	Internal rechargeable battery (must be factory installed)	\$459.00
192675	GXA-10	Large glass breeze break	\$321.00
192676	GXA-12	Animal weighing pan (for models of 320 g capacity or higher)	\$139.00
192677	GXA-13	Density determination kit (for 1 mg models only)	\$503.00
192678	GXA-17	Large breeze break with built-in fanless ionizer (static eliminator)	\$925.00
192679	GXA-23-PRINT	External key input interface for SW:137-PRINT foot switch	\$210.00
192680	GXA-23-RZERO	External key input interface for SW:137-REZERo foot switch	\$210.00
192681	GXA-23-PLUG	External key input interface for AX-T-314A-S plug	\$203.00
192682	GXA-24	USB host interface (USB A type)	\$108.00
192683	GXA-25	External fanless ionizer (static eliminator)	\$811.00
192684	GXA-26	External IR switch (MiniDIN 4 pin male)	\$171.00

Capacity: 210g-310g Readability: 0.001 g

A&D WEIGHING
GF-P Series
 Toploader Balances

Standard Features

- Pill-counting feature also complies with Handbook 44 requirements
- Fast, Super Hybrid Sensor (SHS) gives you the ultimate in response speed; just one second
- Nine weighing modes
- GLP/GMP/ISO compliance
- WinCT® communication tools software included
- Weighing chamber
- Tough die-cast aluminum housing
- Removable stainless steel pan 5 in x 5 in (127 mm x 127 mm)
- NTEP Certified and Pharmacopoeia approved
- IP54 splash proof operator keyboard protects against dust and spills, stainless steel weigh pan
- Data memory function
- Vacuum Fluorescent Display (VFD)
- RS-232

APPROVALS



Specifications

		GF-200P [^]	GF-300P [^]
NTEP	Part#	97799	97800
	List Price	\$1,385.00	\$1,650.00
Capacity		210g	310g
Resolution		0.001 g	0.001 g
Operating Modes		Weigh, Count and Percent	
Decimal Ounce		7.40755 x 0.00005 oz	10.93493 x 0.00005 oz
Repeatability		0.001 g	
Linearity		±0.002 g	
Stabilization Time		Approx 1 second (typical in FAST mode)	
Operating Temperature		41°F to 104°F (5°C to 40°C)	
Weighing Chamber		3.6 in H (91.4 mm)	
Pan Size		5 x 5 in (127 mm)	
Dimensions		8.27 x 12.48 x 3.39 in (210 x 317 x 86 mm)	
Weight (Approx.)		2.15 lb (4.6 kg)	
Est. Ship Weight		11 lb (5.2 kg)	
Power		110/220V VAC adapter	
Approvals		NTEP CC 04-077 e=0.01g	
Warranty		Five-year Limited Warranty	
Return Policy		A&D Weighing Standard Policy - restock fee may apply	

[^] Weighing Chamber

Part Number/ Price

Part #	Model #	Description	Price
97799	GF-200P	210g x 0.001 g	\$1,385.00
97800	GF-300P	310g x 0.001 g	\$1,650.00

Options/Accessories

Part #	A&D Model #	Description	Price
102891	GX-02	USB option	\$153.00
97697	GX-10	Glass breeze break for GF-200 and 300	\$281.00
97703	AX:073003691-S	Protective in-use cover for GF-200/300 (each)	\$20.00
97649	TB:648	AC adapter (120V/220V) standard with unit	\$44.00

BALANCES

www.ricelake.com | Phone: 800-472-6703

RICE LAKE

**Standard Features**

- Compact Super Hybrid Sensor Technology (SHS)
- Vacuum Fluorescent Display (VFD)
- GLP/GMP/ISO compliant to either AD-8121 printer or computer. Transmits date, time, ID number, serial number and calibration data
- RS-232C bidirectional communication
- Multiple units of measurement
- Response indicator function
- Weighing chamber
- Underhook weighing

Options:

- Built-in rechargeable battery
- Quick USB interface (FXi-02) option
- LAN-Ethernet interface
- WinCT® communication tools software

Note: FXi NTEP and FXi models available by special order (internal calibration)

Specifications

	FX-120i [^]	FX-200i [^]	FX-300i [^]	FX-300iNC [^]
Part#	98021	98022	98023	—
List Price	\$1,065.00	\$1,100.00	\$1,160.00	—
Canada Part#	—	—	—	168077
Canada List Price	—	—	—	\$1,210.00
Capacity	122 g	220 g	320 g	320 g
Resolution	0.001 g	0.001 g	0.001 g	0.001 g
Operating Modes	Weigh, Count, Percent, Animal Weighing, Statistical, Hold and Comparator			
Repeatability	0.001 g			
Linearity	±0.002 g			
Stabilization Time	Approx. 1 second			
Sensitivity Drift	±2 ppm/° C			
Display Refresh Rate	5 times / second, 10 times / second or 20 times / second			
Operating Temperature	41° F to 104° F (5° C to 40° C) 85% RH or less (no condensation)			
Pan Size	130 mm (5.12 in)			
Dimensions	(W x D x H) 7.6 x 10.3 x 3.3 in (193 x 262.5 x 84.5 mm)			
Weight	Approx. 2.5 kg			
Est. Ship Weight	8 lb (3.5 kg)			
External Calibration (weight optional)	100 g	200 g	300 g	300 g
Power Consumption	120/240V AC adapter, approx. 11 VA			
Approvals	-	-	-	e=0.01g, AM-5692
Warranty	Five-year Limited Warranty			
Return Policy	A&D Weighing Standard Policy - restock fee may apply			
UNIT OF MEASURE Decimal Ounce	4.30 x 0.00005 oz	7.76 x 0.00005 oz	11.28 x 0.00005 oz	—
Pound	0.268 x 0.000005 lb	0.485 x 0.000005 lb	0.705 x 0.000005 lb	—
Pound/Ounce	0 lb, 4.30 oz x 0.01 oz	0 lb, 7.76 oz x 0.01 oz	0 lb, 11.29 oz x 0.01 oz	—
Troy Ounce	3.92 x 0.00005 ozt	7.07 x 0.00005 ozt	10.28 x 0.00005 ozt	—
Carat	610 x 0.005 ct	1,100 x 0.005 ct	1,600 x 0.005 ct	—
Pennyweight	78.6 x 0.001 dwt	141.7 x 0.001 dwt	206.2 x 0.001 dwt	—
Grain Unit	1,882 x 0.02 GN	3,395 x 0.02 GN	4,938 x 0.02 GN	—

[^]Weighing Chamber

Specifications

	FX-1200i	1200iNC	FX-2000i	FX-3000i
Part #	98024	—	98025	98026
List Price	\$1,100.00	—	\$1,150.00	\$1,190.00
NTEP Canada	Part #	163641	—	—
	List Price	\$1,150.00	—	—
	Part #	—	168076	—
	List Price	—	\$1,150.00	—
Capacity	1,220 g	1,220 g	2,200 g	3,200 g
Resolution	0.01 g	0.01 g	0.01 g	0.01 g
Operating Modes	Weigh, Count, Percent, Animal Weighing, Statistical, Hold and Comparator			
Repeatability	0.01 g			
Linearity	±0.02 g			
Stabilization Time	Approx. 1 second			
Sensitivity Drift	±2 ppm/° C			
Display Refresh Rate	5 times / second, 10 times / second or 20 times / second			
Operating Temperature	41° F to 104° F (5° C to 40° C) 85% RH or less (no condensation)			
Pan Size	150 mm (5.90 in)			
Dimensions	(W x D x H) 7.6 x 10.3 x 3.3 in (193 x 262.5 x 84.5 mm)			
Weight	Approx. 2.5 kg			
Est. Ship Weight	8 lb (3.5 kg)			
External Calibration (weight optional)	1,000 g	1,000 g	2,000 g	3,000 g
Power Consumption	120/240V AC adapter, approx. 11 VA			
Approvals	NTEP 08-045 e=0.1g (PN 163641 only)	e=0.1g, AM-5692	—	—
Warranty	Five-year Limited Warranty			
Return Policy	A&D Weighing Standard Policy - restock fee may apply			
UNIT OF MEASURE	Decimal Ounce	4.30 x 0.00005 oz	—	77.6 x 0.0005 oz
	Pound	0.268 x 0.000005 lb	—	4.85 x 0.00005 lb
	Pound/Ounce	0 lb, 4.30 oz x 0.01 oz	—	4 lb, 13.60 oz x 0.01 oz
	Troy Ounce	3.92 x 0.00005 ozt	—	70.7 x 0.0005 ozt
	Carat	610 x 0.005 ct	—	11,000 x 0.05 ct
	Pennyweight	78.6 x 0.001 dwt	—	1,417 x 0.01 dwt
	Grain Unit	1,882 x 0.02 GN	—	2,062 x 0.01 dwt
			33,951 x 0.2 GN	49,383 x 0.2 GN

Part Number/Price

Part #	Model #	Description	Price
98021	FX-120i	122 g x 0.001 g	\$1,065.00
98022	FX-200i	220 g x 0.001 g	\$1,100.00
98023	FX-300i	320 g x 0.001 g	\$1,160.00
168077	FX-300iNC	320 g x 0.001 g, Canada grams only	\$1,210.00
98024	FX-1200i	1,220 g x 0.01 g	\$1,100.00
163641	FX-1200iN	1,220 g x 0.01 g	\$1,150.00
168076	FX-1200iNC	1,220 g x 0.01 g, Canada grams only	\$1,150.00
98025	FX-2000i	2,200 g x 0.01 g	\$1,150.00
98026	FX-3000i	3,200 g x 0.01 g	\$1,190.00

Options/Accessories

Part #	A&D Model #	Description	Price
98027*	FXi-02	Quick USB interface	\$89.00
98028*	FXi-08	Ethernet interface with WinCT® Plus software	\$490.00
98029*	FXi-09	Built-in rechargeable battery	\$327.00
98030	FXi-10	Small breeze break	\$79.00
98031	FXi-11	Large breeze break	\$133.00
97649	TB-648	AC adapter (120V/220V)	\$44.00
151247	AD-1688	Data logger	\$311.00
196128	AD-8127	Impact dot matrix, statistical printer, includes cable	\$869.00

*Options FXi-02/FXi-08 and FXi-09 cannot be combined and are factory installed only.

FX-iWP Series

Toploader/Washdown Balances

Capacity: 122g-3,200g Readability: 0.001g-0.01g

**Standard Features**

- Washdown IP65 rating
- Compact Super Hybrid Sensor Technology (SHS)
- Vacuum Fluorescent Display (VFD)
- GLP/GMP/ISO compliant to either AD-8121 printer or computer. Transmits date, time, ID number, serial number and calibration data
- RS-232C bidirectional communication
- Multiple units of measurement
- Response indicator function
- Underhook weighing

Optional Features

- Optional built-in rechargeable battery
- LAN-Ethernet interface
- WinCT® communication tools software

Specifications

	FX-120iWP^	FX-200iWP^	FX-300iWP^	FX-1200iWP	FX-2000iWP	FX-3000iWP
Part#	102905	102906	102907	102908	102909	102910
List Price	\$1,485.00	\$1,565.00	\$1,670.00	\$1,480.00	\$1,565.00	\$1,665.00
Capacity	122 g	220 g	320 g	1,220 g	2,200 g	3,200 g
Resolution	0.001 g	0.001 g	0.001 g	0.01 g	0.01 g	0.01 g
Repeatability	0.001 g			0.01 g		
Linearity	±0.002 g			±0.02 g		
Stabilization Time	Approx. 1 second					
Sensitivity Drift	±2 ppm/° C					
Display Refresh Rate	5 times/second, 10 times/second or 20 times/second					
Operating Temperature	41° F to 104° F (5° C to 40° C) 85% RH or less (no condensation)					
Pan Size	Ø 5.12 in (130 mm)			Ø 5.90 in (150 mm)		
Dimensions	(W x D x H) 6 x 10.3 x 3.3 in (193 x 262.5 x 84.5 mm)					
Weight	Approx. 2.5 kg					
Est. Ship Weight	8 lb (3.5 kg)					
External Calibration (weight optional)	100 g	200 g	300 g	1,000 g	2,000 g	3,000 g
Power Consumption	120/240VAC adapter, approx. 11 VA					
Warranty	Five-year Limited Warranty					
Return Policy	A&D Weighing Standard Policy - restock fee may apply					
UNIT OF MEASURE	Decimal Ounce	4.30 x 0.00005 oz	7.76 x 0.00005 oz	11.28 x 0.00005 oz	43.0 x 0.0005 oz	112.8 x 0.0005 oz
	Pound	0.268 x 0.000005 lb	0.485 x 0.000005 lb	0.705 x 0.000005 lb	2.68 x 0.00005 lb	4.85 x 0.00005 lb
	Pound x Ounce	0 lb, 4.30 oz x 0.01 oz	0 lb, 7.76 oz x 0.01 oz	0 lb, 11.29 oz x 0.01 oz	2 lb, 11.03 oz x 0.01 oz	4 lb, 13.60 oz x 0.01 oz
	Troy Ounce	3.92 x 0.00005 ozt	7.07 x 0.00005 ozt	10.28 x 0.00005 ozt	39.2 x 0.0005 ozt	70.7 x 0.0005 ozt
	Carat	610 x 0.005 ct	1,100 x 0.005 ct	1,600 x 0.005 ct	6,100 x 0.05 ct	16,000 x 0.05 ct
	Pennyweight	78.6 x 0.001 dwt	141.7 x 0.001 dwt	206.2 x 0.001 dwt	786 x 0.01 dwt	1,417 x 0.01 dwt
	Grain Unit	1,882 x 0.02 GN	3,395 x 0.02 GN	4,938 x 0.02 GN	18,827 x 0.2 GN	33,951 x 0.2 GN

^Weighing Chamber

Part Number/Price

Part #	Model #	Description	Price
102905	FXi-120iWP	122 g x 0.001 g	\$1,485.00
102906	FXi-200iWP	220 g x 0.001 g	\$1,565.00
102907	FXi-300iWP	320 g x 0.001 g	\$1,670.00
102908	FXi-1200iWP	1,220 g x 0.01 g	\$1,480.00
102909	FXi-2000iWP	2,200 g x 0.01 g	\$1,565.00
102910	FXi-3000iWP	3,200 g x 0.01 g	\$1,665.00

Options/Accessories

Part #	A&D Model #	Description	Price
98027*	FXi-02	Quick USB interface	\$89.00
98028*	FXi-08	Ethernet interface with WinCT® Plus software	\$490.00
98029*	FXi-09	Built-in rechargeable battery	\$327.00
98030	FXi-10	Small breeze break	\$79.00
98031	FXi-11	Large breeze break	\$133.00
97649	TB:648	AC adapter (120V/220V)	\$44.00

*Options FXi-02/FXi-08 and FXi-09 cannot be combined and are factory installed only.



Standard Features

- Can be easily and safely installed; requires no high-voltage wiring
- Eliminates static charges from quickly running or highly electrified work pieces
- Little or no reverse charge is induced by irradiated ions because of its excellent ion polarity or the potential of the charged object
- Achieves static elimination with a huge degree of efficiency regardless of the polarity or the potential of the charged object
- Suited for static elimination in narrow and remote places because of its lengthy ion irradiation distance
- Produces only a little amount of ozone thanks to its high ion generation efficiency
- A current limiting circuit is incorporated in the ion generating electrode to reduce the possibility of electric shock
- No swing in surface potential of the charged object

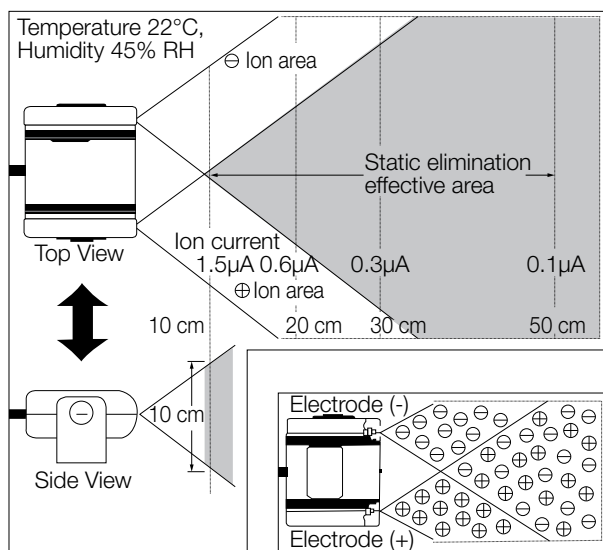
Specifications

AD-1683	
Part#	97610
List Price	\$1,256.00
Elimination Range	Distance: 10 cm to 30 cm from the electrode area: 30 cm x 30 cm
Static Elimination Method	DC corona discharge DUAL-DC
Static Eliminating Electrode	Tungsten emitter
Environmental Conditions	-5° C to 40° C, 35% to 85%RH (non-condensing)
Weight	300 g
Power	100-240V AC, 50/60Hz, 1.5V AC
Warranty	One-year Limited Warranty
Return Policy	A&D Weighing Standard Policy - restock fee may apply

Part Number/Price

Part #	Model #	Description	Price
97610	AD-1683	Static eliminator, balance accessory	\$1,256.00

(Below) Example of AD-1683 installation showing static elimination area and an example of ion generation



Capacity: 120g-6,100g Readability: 0.001 g

Standard Features

- Easy-to-read seven segment LCD display with backlight
- 10 units of measurement
- Battery operated (4 AA not included)
- Selectable modes: weight, count, percentage and specific gravity
- 115VAC adaptor included (230VAC optional)



EJ-200



EJ-2000

Specifications

	EJ-123^	EJ-120	EJ-200	EJ-300	EJ-410	EJ-610	
Part#	163274	112410	112411	112412	112413	112414	
List Price	\$530.00	\$280.00	\$340.00	\$400.00	\$435.00	\$575.00	
Capacity	120 g	120 g	210 g	310 g	410 g	610 g	
Resolution	0.001 g	0.01 g	0.01 g	0.01 g	0.01 g	0.01 g	
Operating Modes	Specific Gravity, Counting, Percentage, Checkweighing						
Repeatability	0.003 g	0.01 g					
Linearity	0.003 g	±0.01 g		±0.02 g			
Sensitivity Drift	20 ppm/°C 50°F to 86°F (10°C to 30°C)						
Display Type	7 segment LCD with backlight (character height 16 mm)						
Operating Temperature	14°F to 104°F (-10°C to 40°C) less than 85% R.H. (non-condensing)						
Pan Size W x D	Ø 4.3 in (110 mm)						
Physical Dimensions	(W x D x H) 7.5 x 8.6 x 2.2 in (190 x 218 x 55 mm)						
Weight (approx.)	850 g						
Calibration Mass (default setting)	100 g	100 g	200 g	300 g	400 g	600 g	
Power	120VAC adapter (4 AA size dry-cell batteries - 70 hours operation)						
Warranty	Five-year Limited Warranty						
Return Policy	A&D Weighing Standard Policy - restock fee may apply						
UNIT OF MEASURE	Decimal Ounce	4.233 x 0.0001 oz	4.233 x 0.001 oz	7.408 x 0.001 oz	10.935 x 0.001 oz	14.462 x 0.001 oz	21.517 x 0.001 oz
	Decimal Pound	N/A	N/A	N/A	N/A	0.9039 x 0.0001 lb	1.3448 x 0.0001 lb
	Troy Ounce	3.858 x 0.0001 ozt	3.858 x 0.001 ozt	6.752 x 0.001 ozt	9.967 x 0.001 ozt	13.182 x 0.001 ozt	19.612 x 0.001 ozt
	Pennyweight	77.16 x 0.001 dwt	77.16 x 0.01 dwt	135.03 x 0.01 dwt	199.33 x 0.01 dwt	263.64 x 0.01 dwt	392.24 x 0.01 dwt
	Carat	600.00 x 0.005 ct	600.00 x 0.05 ct	1,050.00 x 0.05 ct	1,550.00 x 0.05 ct	2,050.0 x 0.05 ct	3,050.0 x 0.05 ct
	Momme	N/A	32.000 x 0.005 mom	56.000 x 0.005 mom	82.665 x 0.005 mom	109.335 x 0.005 mom	162.665 x 0.05 mom
	Grain Unit	1,851.8 x 0.2 GN	1,851.8 x 0.2 GN	3,240.8 x 0.2 GN	4,784.0 x 0.2 GN	6,327.2 x 0.2 GN	9,413.8 x 0.2 GN
	Tael (HK General)	N/A	3.1745 x 0.0005 TL	5.5555 x 0.0005 TL	8.2010 x 0.0005 TL	10.8465 x 0.0005 TL	16.1380 x 0.0005 TL
	Tola	N/A	10.288 x 0.001 to	18.004 x 0.001 to	26.578 x 0.001 to	35.151 x 0.001 to	52.299 x 0.001 to

[^]Weighing Chamber

Specifications

	EJ-1500	EJ-2000	EJ-3000	EJ-4100	EJ-6100	
Part#	112415	112416	112417	112418	112419	
List Price	\$275.00	\$330.00	\$400.00	\$460.00	\$515.00	
Capacity	1,500 g	2,100 g	3,100 g	4,100 g	6100 g	
Resolution	0.1 g	0.1 g	0.1 g	0.1 g	0.1 g	
Operating Modes	Specific Gravity, Counting, Percentage, Checkweighing					
Repeatability	0.1 g					
Linearity	±0.1 g		±0.2 g			
Sensitivity Drift	20ppm/°C 50° F to 86° F (10° C to 30° C)					
Display Type	7 segment LCD with backlight (character height 16 mm)					
Operating Temperature	14° F to 104° F (-10° C to 40° C) less than 85% R.H. (non-condensing)					
Pan Size W x D	5 x 5.5 in (127 x 140 mm)					
Physical Dimensions	(W x D x H) 7.5 x 8.6 x 2.2 in (190 x 218 x 55 mm)					
Weight (approx.)	1,100g					
Calibration Mass (default setting)	1,500 g	2,000 g	3,000 g	4,000 g	6,000 g	
Power	120VAC adapter (4 AA size dry-cell batteries-70 hours operation)					
Warranty	Five-year Limited Warranty					
Return Policy	A&D Weighing Standard Policy - restock fee may apply					
UNIT OF MEASURE	Decimal Ounce	52.91 x 0.01 oz	74.08 x 0.01 oz	109.35 x 0.01 oz	144.62 x 0.01 oz	215.17 x 0.01 oz
	Decimal Pound	3.307 x 0.001 lb	4.630 x 0.001 lb	6.834 x 0.001 lb	9.039 x 0.001 lb	13.4488 x 0.001 lb
	Troy Ounce	48.23 x 0.01 ozt	67.52 x 0.01 ozt	99.67 x 0.01 ozt	131.82 x 0.01 ozt	196.12 x 0.01 ozt
	Pennyweight	964.5 x 0.1 dwt	1,350.3 x 0.1 dwt	1,993.3 x 0.1 dwt	2,636.4 x 0.1 dwt	3,922.4 x 0.1 dwt
	Carat	-	-	-	-	-
	Momme	4,000.00 x 0.05 mom	560.00 x 0.05 mom	826.65 x 0.05 mom	1,093.35 x 0.05 mom	1,626.65 x 0.05 mom
	Grain Unit	23,148 x 2 GN	32,408 x 2 GN	47,840 x 2 GN	63,272 x 2 GN	94,138 x 2 GN
	Tael (HK General)	39.685 x 0.005TL	55.555 x 0.005TL	82.01 x 0.005TL	108.465 x 0.005TL	161.380 x 0.005TL
tola	128.6 x 0.01 to	180.04 x 0.01 to	265.78 x 0.01 to	351.51 x 0.01 to	522.99 x 0.01 to	

Part Number/Price

Part #	Model #	Description	Price
163274	EJ-123	120 g x 0.001 g	\$530.00
112410	EJ-120	120 g x 0.01 g	\$280.00
112411	EJ-200	210 g x 0.01 g	\$340.00
112412	EJ-300	310 g x 0.01 g	\$400.00
112413	EJ-410	410 g x 0.01 g	\$435.00
112414	EJ-610	610 g x 0.01 g	\$575.00
112415	EJ-1500	1,500 g x 0.1 g	\$275.00
112416	EJ-2000	2,100 g x 0.1 g	\$330.00
112417	EJ-3000	3,100 g x 0.1 g	\$400.00
112418	EJ-4100	4,100 g x 0.1 g	\$460.00
112419	EJ-6100	6,100 g x 0.1 g	\$515.00

Options/Accessories

Part #	A&D Model #	Description	Price
112426	EJ-02	USB interface with cable	\$77.00
112427	EJ-03	RS-232 interface with cable	\$67.00
112428	EJ-07	Underhook for EJ-3000, EJ-4100 and EJ-6100	\$67.00
112429	EJ-08	Underhook for EJ-1500 and EJ-2000	\$67.00
112430	EJ-11	Breeze break	\$67.00
112431	EJ-12	Carrying case	\$67.00
112432	EJ-13	Density determination kit	\$77.00
97766	TB:662	AC adapter, 120V	\$43.00
97767	TB:164	AC adapter, 220V	\$53.00
151247	AD-1688	Data logger	\$311.00

Capacity: 300g to 12kg Readability: 0.01 g to 1 g

Intrinsically Safe Compact Balances

Standard Features

- LCD display
- FM approved (Class I, division 1, groups C and D)
- ATEX approved (II 1G EK-300AEP Ex ia IIBT3 Ga)
- 200 hours of battery operation*
- Auto power off
- Counting/Percentage/Specific Gravity modes
- Multiple weighing units: g, oz, lb, ozt, ct, mom, dwt, gr, N

**Specifications**

		EK-300AEP	EK-3000AEP	EK-12KAEP
Part#		199565	199566	199567
List Price		\$1,650.00	\$1,750.00	\$1,950.00
Capacity		300 g	3,000 g	12,000 g
Resolution		0.01 g	0.1 g	1 g
Operating Modes	Counting, Percentage, Specific Gravity			
Repeatability		0.01 g	0.1 g	1 g
Linearity		±0.02 g	±0.2 g	±1 g
Sensitivity Drift	±20 ppm/°C (10°C to 30°C/50°F to 86°F)			
Operating Temperature	32°F to 104°F (0°C to 40°C)			
Pan Size		Ø4.33 in (110 mm)	5.24 in x 6.69 in (133 mm x 170 mm)	
Physical Dimensions	(W x D x H) 7.5 x 8.6 x 2.2 in (190 x 218 x 55 mm)			
Weight (approx.)		2.4 lb (1.1 kg)	3.5 lb x (1.5 kg)	
Calibration Mass (default setting)		300 g	3,000 g	10 kg
Power	Four AA batteries*			
Warranty	Two-year Limited Warranty			
Return Policy	A&D Weighing Standard Policy - restock fee may apply			
UNIT OF MEASURE	Decimal Ounce	10.580 x 0.005 oz	105.80 x 0.05 oz	423.2 x 0.2 oz
	Decimal Pound	0.6615 x 0.0005 lb	6.615 x 0.005 lb	26.46 x 0.02 lb
	Troy Ounce	9.645 x 0.005 ozt	96.45 x 0.05 ozt	385.8 x 0.2 ozt
	Pennyweight	192.9 x 0.1 dwt	1929 x 1 dwt	7715 x 5 dwt
	Carat	1500 x 0.5 ct	—	—
	Momme	80.00 x 0.05 mom	800 x 0.5 mom	3,200 x 2 mom
	Grain Unit	4,630 x 2 GN	—	—
	Newtons	2.942 x 0.0001 N	29.42 x 0.001 N	117.68 x 0.01 N

*Battery life determined with backlight off with four AA batteries. The EK-EAP must be used with any of the following to maintain FM integrity: Duracell AA alkaline MN 1500 LR6, Energizer AA E91 alkaline LR6 AM3, Panasonic AA alkaline LR6 (XJ). Do not mix type or new/used batteries.

Part Number/Price

Part#	Model#	Description	Price
199565	EK-300AEP	300 g x 0.01 g	\$1,650.00
199566	EK-3000AEP	3,000 g x 0.1 g	\$1,750.00
199567	EK-12KAEP	12 kg x 1 g	\$1,950.00

Options/Accessories

Part#	A&D Model#	Description	Price
177696	EJ-12	Carrying case	\$65.00



Standard Features

- Backlit weight display
- Remote zeroing
- Easy to install NiCad battery option
- Nine weighing modes
- RS-232C bidirectional interface

APPROVALS



Specifications

		EK-120i	EK-200i	EK-300i	EK-410i	EK-610i	EK-600i	EK-1200i
Part#		97747	97748	97749	97750	97751	-	-
List Price		\$520.00	\$550.00	\$575.00	\$645.00	\$750.00	-	-
NTEP	Part#	-	-	-	-	-	97752	97753
	List Price	-	-	-	-	-	\$520.00	\$540.00
Approvals		-					NTEP CC 04-019	
Capacity		120 g	200 g	300 g	400 g	600 g	600 g	1,200 g
Resolution		0.01 g	0.01 g	0.01 g	0.01 g	0.01 g	0.1 g	0.1 g
Operating Modes		Counting, Percentage						
Repeatability		0.01 g					0.1 g	
Linearity		±0.01 g		±0.02 g			±0.1 g	
Sensitivity Drift		20 ppm/°C 50° F to 86° F (10° C to 30° C)						
Display Type		7 segment LCD with backlight (character height 16 mm)						
Operating Temperature		14° F to 104° F (-10° C to 40° C) less than 85% R.H. (non-condensing)						
Pan Size W x D		Ø 4.3 in (110 mm)					5.2 in x 6.7 in (133 x 170 mm)	
Physical Dimensions		(W x D x H) 7.5 x 8.6 x 2.2 in (190 x 218 x 55 mm)						
Weight (approx.)		2.4 lb (1.1 kg)					3.5 lb (1.5 kg)	
Calibration Mass (default setting)		120 g	200 g	300 g	400 g	600 g	600 g	1,200 g
Power		120VAC adapter (Optional Ni-MH battery pack)						
Warranty		Five-year Limited Warranty						
Return Policy		A&D Weighing Standard Policy - restock fee may apply						
UNIT OF MEASURE	Decimal Ounce	4.2330 x 0.0005 oz	7.0550 x 0.0005 oz	10.5820 x 0.0005 oz	14.110 x 0.001 oz	21.164 x 0.001 oz	21.165 x 0.005 oz	42.330 x 0.005 oz
	Decimal Pound	-	-	-	0.8818 x 0.0001 lb	1.3228 x 0.0001 lb	1.3230 x 0.0005 lb	2.6455 x 0.0005 lb
	Troy Ounce	3.8580 x 0.0005 ozt	6.4300 x 0.0005 ozt	9.6450 x 0.0005 ozt	12.860 x 0.001 ozt	19.290 x 0.001 ozt	19.290 x 0.005 ozt	38.580 x 0.005 ozt
	Pennyweight	77.16 x 0.01 dwt	128.60 x 0.01 dwt	192.90 x 0.01 dwt	257.21 x 0.01 dwt	385.81 x 0.01 dwt	385.8 x 0.1 dwt	771.6 x 0.1 dwt
	Carat	600.00 x 0.05 ct	1000.00 x 0.05 ct	1500.00 x 0.05 ct	2000.0 x 0.1 ct	3000.0 x 0.1 ct	3000.0 x 0.5 ct	6000.0 x 0.5 ct
	Momme	32.000 x 0.005 mom	53.335 x 0.005 mom	80.000 x 0.005 mom	106.665 x 0.005 mom	160.000 x 0.005 mom	160.00 x 0.05 mom	320.00 x 0.05 mom
	Grain Unit	1,851.8 x 0.2 GN	3,086.4 x 0.2 GN	4,629.8 x 0.2 GN	6,173.0 x 0.2 GN	9,259.4 x 0.2 GN	92,594 x 2 GN	18,518 x 2 GN
	Tael (HK General)	3.1745 x 0.0005 TL	5.2910 x 0.0005 TL	7.9365 x 0.0005 TL	10.5820 x 0.0005 TL	15.8735 x 0.0005 TL	15.875 x 0.005 TL	31.745 x 0.005 TL

Specifications

		EK-2000i	EK-3000i	EK-4100i	EK-6100i	EK-6000i	EK-12Ki
Part #		97754	97755	97756	97757	—	—
List Price		\$565.00	\$605.00	\$725.00	\$885.00	—	—
NTEP	Part #	—	—	—	—	97758	97759
	List Price	—	—	—	—	\$565.00	\$730.00
Capacity		2,000 g	3,000 g	4,000 g	6,000g	6,000 g	12,000 g
Resolution		0.1 g	0.1 g	0.1 g	0.1 g	1 g	1 g
Operating Modes		Counting, Percentage					
Repeatability		0.1 g				1 g	
Linearity		±0.1 g	±0.2 g			±1 g	
Sensitivity Drift		20 ppm/° C 50° F to 86° F (10° C to 30° C)					
Display Type		7 segment LCD with backlight (character height 16 mm)					
Operating Temperature		14° F to 104° F (-10° C to 40° C) less than 85% R.H. (non-condensing)					
Pan Size W x D		5.2 x 6.7 in (133 x 170 mm)					
Physical Dimensions		(W x D x H) 7.5 x 8.6 x 2.2 in (190 x 218 x 55 mm)					
Weight (approx.)		3.5 lb (1.5 kg)					
Calibration Mass (default setting)		2,000 g	3,000 g	4,000 g	6,000 g		12 kg
Power		120VAC adapter (Optional Ni-MH battery pack)					
Approvals		-				NTEP CC 04-019	
Warranty		Five-year Limited Warranty					
Return Policy		A&D Weighing Standard Policy - restock fee may apply					
UNIT OF MEASURE	Decimal Ounce	70.550 x 0.005 oz	105.820 x 0.005 oz	141.10 x 0.01 oz	211.64 x 0.01 oz	211.65 x 0.05 oz	423.30 x 0.05 oz
	Decimal Pound	4.4090 x 0.0005 lb	6.6140 x 0.0005 lb	8.818 x 0.001 lb	13.228 x 0.001 lb	13.230 x 0.005 lb	26.455 x 0.005 lb
	Troy Ounce	64.300 x 0.005 ozt	96.450 x 0.005 ozt	128.60 x 0.01 ozt	192.90 x 0.01 ozt	192.90 x 0.05 ozt	385.80 x 0.05 ozt
	Pennyweight	1,286.0 x 0.1 dwt	1,929.0 x 0.1 dwt	2,572.1 x 0.1 dwt	3,858.1 x 0.1 dwt	3,858 x 1 dwt	7,716 x 1 dwt
	Carat	10,000.0 x 0.5 ct	15,000.0 x 0.5 ct	20,000 x 1 ct	30,000 x 1 ct	-	-
	Momme	533.35 x 0.05 mom	800.00 x 0.05 mom	1,066.65 x 0.05 mom	1,600.00 x 0.05 mom	1,600.0 x 0.5 mom	3,200.0 x 0.5 mom
	Grain Unit	30,864 x 2 GN	46,298 x 2 GN	61,730 x 2 GN	92,594 x 2 GN	-	-
	Tael (HK General)	52.910 x 0.005 TL	79.365 x 0.005TL	105.820 x 0.005TL	158.735 x 0.005TL	158.75 x 0.05TL	317.45 x 0.05 TL

Part Number/Price

Part #	Model #	Description	Price
97747	EK-120i	120 g x 0.01 g	\$520.00
97748	EK-200i	200 g x 0.01 g	\$550.00
97749	EK-300i	300 g x 0.01 g	\$575.00
97750	EK-410i	400 g x 0.01 g	\$645.00
97751	EK-610i	600 g x 0.01 g	\$750.00
97752	EK-600i (NTEP Certified)	600 g x 0.1 g	\$520.00
97753	EK-1200i (NTEP Certified)	1,200 g x 0.1 g	\$540.00
97754	EK-2000i	2,000 g x 0.1 g	\$565.00
97755	EK-3000i	3,000 g x 0.1 g	\$605.00
97756	EK-4100i	4,000 g x 0.1 g	\$725.00
97757	EK-6100i	6,000 g x 0.1 g	\$885.00
97758	EK-6000i (NTEP Certified)	6,000 g x 1 g	\$565.00
97759	EK-12Ki (NTEP Certified)	12,000 g x 1 g	\$730.00

Options/Accessories

Part #	A&D Model #	Description	Price
97760	EKW-04i	Comparator/relay outputs/buzzer	\$164.00
97761	EKW-07i	Underhook for EK-4100i/6100i/6000i/12Ki/EW-12Ki	\$54.00
97762	EKW-09i	NiCad battery pack	\$214.00
97764	AX:3005824-5S	Dust cover	\$14.00
97605	AD-100-2	Anti-theft device	\$75.00
97766	TB:662	AC adapter (120V)	\$43.00
97767	TB:164	AC adapter (240V)	\$53.00
151247	AD-1688	Data logger	\$311.00



EW-1500i square pan



EW-150i round pan

Standard Features

- Backlit weight display
- Remote zeroing
- Easy-to-install NiCad battery option
- RS-232C bidirectional interface
- Counting/Percentage/Comparator modes
- Triple range

APPROVALS



Specifications

EW-150i				EW-1500i			EW-12Ki			
Part#		97768			—			—		
List Price		\$425.00			—			—		
NTEP	Part#	—			97769			97771		
	List Price	—			\$425.00			\$425.00		
Capacity		30 g	60 g	150 g	300 g	600 g	1,500 g	3,000 g	6,000 g	12,000 g
Resolution		0.01 g	0.02 g	0.05 g	0.1 g	0.2 g	0.5 g	1 g	2 g	5 g
Operating Mode		Counting, Percentage								
Repeatability		0.01 g	0.02 g	0.05 g	0.1 g	0.2 g	0.5 g	1 g	2 g	5 g
Linearity		±0.01 g	±0.02 g	±0.05 g	±0.1 g	±0.2 g	±0.5 g	±1 g	±2 g	±5 g
Sensitivity Drift		20 ppm/°C (10° C to 30° C/50° F to 86° F)								
Operating temperature		14° F to 104° F (-10° C to 40° C) less than 85% R.H. (non-condensing)								
Pan Size		Ø 4.3 in (110 mm)			5.2 x 6.7 in (133 x 170 mm)					
Dimensions		(W x D x H) 7.5 x 8.6 x 2.2 in (190 x 218 x 55 mm)								
Weight		2.4 lb (1.1 kg)			3.5 lb (1.5 kg)					
Calibration Mass (default setting)		150 g							12 kg	
Power		AC adapter or Ni-MH battery pack (option)								
Approvals		-			NTEP CC 04-019			NTEP CC 04-019		
Warranty		Five-year Limited Warranty								
Return Policy		A&D Weighing Standard Policy - restock fee may apply								
UNIT OF MEASURE	Decimal Ounce	1.0580 x 0.0005 oz	2.116 x 0.001 oz	5.292 x 0.002 oz	10.580 x 0.005 oz	21.16 x 0.01 oz	52.92 x 0.02 oz	105.80 x 0.05 oz	211.6 x 0.1 oz	423.2 x 0.2 oz
	Decimal Pound	—	—	—	0.6615 x 0.0005 lb	1.323 x 0.001 lb	3.306 x 0.002 lb	6.615 x 0.005 lb	13.23 x 0.01 lb	26.46 x 0.02 lb
	Troy Ounce	0.9645 x 0.0005 ozt	1.929 x 0.001 ozt	4.822 x 0.002 ozt	9.645 x 0.005 ozt	19.29 x 0.01 ozt	48.22 x 0.02 ozt	96.45 x 0.05 ozt	192.9 x 0.1 ozt	385.8 x 0.2 ozt
	Pennyweight	19.29 x 0.01 dwt	38.58 x 0.02 dwt	96.45 x 0.05 dwt	192.9 x 0.1 dwt	385.8 x 0.2 dwt	964.5 x 0.5 dwt	1,929 x 1 dwt	3,858 x 2 dwt	7,715 x 5 dwt
	Carat	150.00 x 0.05 ct	300.0 x 0.1 ct	750.0 x 0.2 ct	1,500.0 x 0.5 ct	3000 x 1 ct	7500 x 2 ct	-	-	-
	Momme	8.000 x 0.005 mom	16.00 x 0.01 mom	40.00 x 0.02 mom	80.00 x 0.05 mom	160.0 x 0.1 mom	400 x 0.2 mom	800 x 0.5 mom	1,600 x 1 mom	3,200 x 2 mom
	Grain Unit	463.0 x 0.2 GN	926.0 x 0.5 GN	2,315 x 1 GN	4,630 x 2 GN	9,260 x 5 GN	23,150 x 10 GN	-	-	-
	Tael (HK General)	0.7935 x 0.0005 TL	1.587 x 0.001 TL	3.968 x 0.002 TL	7.935 x 0.005 TL	15.87 x 0.01 TL	39.68 x 0.02 TL	79.35 x 0.05 TL	158.7 x 0.1 TL	317.4 x 0.2 TL

Part Number/Price

Part #	Model #	Description	Price
97768	EW-150i	30 g x 0.01 g/60 g x 0.02 g/150 g x 0.05 g	\$425.00
97769 (NTEP)	EW-1500i	300 g x 0.1 g/600 g x 0.2 g/1,500 g x 0.5 g	\$425.00
97771 (NTEP)	EW-12Ki	3,000 g x 1 g/6,000 x 2 g/12,000 g x 5 g	\$425.00

Options/Accessories

Part #	A&D Model #	Description	Price
97760	EKW-04i	Comparator/relay outputs/buzzer	\$164.00
97761	EKW-07i	Underhook for EK-4100i/6100i/6000i/12Ki/EW-12Ki	\$54.00
97762	EKW-09i	NiCad battery pack	\$214.00
97764	AX:3005824-5S	Protective dust cover (not in use)	\$14.00
97605	AD-100-2	Anti-theft device	\$75.00
97766	TB:662	AC adapter (120V)	\$43.00
97767	TB:164	AC adapter (240V)	\$53.00
151247	AD-1688	Data logger	\$311.00



Standard Features

- Internal calibration
- Auto environmental compensation
- IP65/NEMA Type 4
- RS-232C bidirectional interface
- Data memory function
- Multiple weighing modes
- Quick reference operation card
- Time and date
- Vacuum Fluorescent Display (VFD)
- Underhook weighing

Specifications

	GX-8K	GX-8K2	GX-10K	GX-12K	
Part#	97776	97775	97777	97778	
List Price	\$3,570.00	\$3,085.00	\$3,800.00	\$3,240.00	
Capacity	8.1 kg	8.1 kg/2.1 kg	10.1 kg	12kg	
Resolution	0.01 g	0.1 g / 0.01 g	0.01 g	0.1 g	
Operating Modes	Counting, Percentage				
Repeatability	0.01 g	0.05 g/0.01 g	0.01 g	0.1 g	
Linearity	±0.02 g	±0.1 g/±0.02 g	±0.03 g	±0.2 g	
Sensitivity drift	±2 ppm/° C	±3 ppm/° C	±2 ppm/° C	±3 ppm/° C	
Stabilization time	Approx 1.5 seconds				
Operating temperature	41° F to 104° F (-5° C to 40° C)				
Pan Size	10.62 x 8.26 in (270 x 210 mm)				
Dimensions	(W x D x H) 11.81 x 13.98 x 4.37 in (300 x 355 x 111 mm)				
Weight	18.3 lb (8.3 kg)				
External Cal mass	2, 3, 4, 5, 6, 7, 8 kg		10 kg	5, 10 kg	
Power	120/240 V AC adapter				
Warranty	Five-year Limited Warranty				
Return Policy	A&D Weighing Standard Policy - restock fee may apply				
UNIT OF MEASURE	Decimal Ounces	285.7190 x 0.0005 oz	285.720 x 0.005/74.0755 x 0.0005 oz	370.4 x 0.0005 oz	423.290 x 0.005 oz
	Troy Ounce	260.4210 x 0.0005 ozt	260.420 x 0.005/67.5165 x 0.0005 ozt	337.6 x 0.0005 ozt	385.810 x 0.005 ozt
	Pennyweight	5,208.42 x 0.01 dwt	5,208.4 x 0.1/1350.33 x 0.01 dwt	6,751 x 0.01 dwt	7,716.2 x 0.1 dwt
	Carat	40,500.00 x 0.05 ct	40,500.0 x 0.5/10,500.00 x 0.05 ct	50,500 x 0.05 ct	60,000 x 0.5 ct
	Momme	2,160.000 x 0.005 mom	2,160.00 x 0.05/560.000 x 0.005 mom	2,800.000 x 0.005 mom	3,200.00 x 0.05 mom
	Grain	125,002.2 x 0.2 GN	125,002 x 2/32,408.0 x 0.2 GN	162,040 x 0.2 GN	185,188 x 2 GN
	Pound	17.85745 x 0.00005 lb	17.8575 x 0.0005/4.62970 x 0.00005 lb	23.15 x 0.00005 lb	26.4555 x 0.0005 lb
	Pound/Ounce	17 lb x 0.001 oz	17 lb x 0.001 oz	23 lb x 0.001 oz	26 lb x 0.01 oz

Specifications

	GX-20K	GX-30K	GX-32K
Part#	97779	97780	97781
List Price	\$3,495.00	\$4,045.00	\$3,140.00
Capacity	20 kg	30 kg	30 kg/6.1 kg
Resolution	0.1 g	0.1 g	1/0.1 g
Operating Modes	Counting, Percentage		
Repeatability	0.1 g	0.1 g	0.5 g / 0.1 g
Linearity	±0.2 g	±0.2 g	±1 g / ±0.2 g
Sensitivity drift (-10 to 30° C)	±3 ppm/° C		±5ppm/° C
Stabilization Time	Approx 1.5 seconds		
Operating Temperature	41°F - 104°F (-5°C - 40°C)		
Pan Size	10.62 x 8.26 in (270 x 210 mm)		
Dimensions	(W x D x H) 11.81 x 13.98 x 4.37 in (300 x 355 x 111 mm)		
Weight	18.3 lb (8.3 kg)		
External Cal Mass	10, 20 kg	20, 30 kg	20, 30 kg
Power	120/240VAC adapter		
Warranty	Five-year Limited Warranty		
Return Policy	A&D Weighing Standard Policy - restock fee may apply		
UNIT OF MEASURE	Decimal Ounces	740.755 x 0.005 oz	1,093.495 x 0.005 oz
	Troy Ounce	675.165 x 0.005 ozt	996.675 x 0.005 ozt
	Pennyweight	13,503.3 x 0.1 dwt	19,933.5 x 0.1 dwt
	Carat	105,000.0 x 0.5 ct	15,500.0 x 0.5 ct
	Momme	5,600.00 x 0.05 mom	8,266.65 x 0.05 mom
	Grain	324,080 x 2 GN	478,404 x 2 GN
	Pound	46.2970 x 0.0005 lb	68.3435 x 0.0005 lb
	Pound/Ounce	46 lb x 0.01 oz	68 lb x 0.01 oz

Part Number/Price

Part #	Model #	Description	Price
97776	GX-8K	8.1 kg x 0.01 g	\$3,570.00
97775	GX-8K2	8.1/2.1 kg x 0.1/0.01 g	\$3,085.00
97777	GX-10K	10.0 kg x 0.01 g	\$3,800.00
97778	GX-12K	12 kg x 0.1 g	\$3,240.00
97779	GX-20K	20 kg x 0.1 g	\$3,495.00
97780	GX-30K	30 kg x 0.1 g	\$4,045.00
97781	GX-32K	30/6.1 kg x 1/0.1 g	\$3,140.00

Options/Accessories

Part #	A&D Model #	Description	Price
97782	GX-04K*	Comparator/output and RS-232C/20 mA interface	\$373.00
97783	GX-06K*	Analog output/20 mA interface	\$857.00
97784	GX-07K**	Waterproof cable for standard RS-232C	\$317.00
102899	GXK-12	Animal weighing pan	\$852.00
102898	GXK-31	Draft shield	\$118.00
97605	AD-100-2	Anti-theft device	\$75.00
97785	AX-073007197A	Protective in-use cover	\$21.00
97649	TB-648	AC adapter (120V/220V)	\$44.00
151247	AD-1688	Data logger	\$311.00
196128	AD-8127	Impact dot matrix, statistical printer, includes cable	\$869.00

*GX-04K, GX-06K, replace standard RS-232C and cannot be used at the same time. IP65 rating does not apply when the GX-04K or the GX-06K is installed.

**Use the GX-07K optional waterproof RS-232C cable, in order to use the standard RS-232 interface for water and dust proof (IP65).



Standard Features

- IP65/NEMA Type 4
- RS-232C bidirectional interface
- Multiple weighing modes
- Quick reference operation card
- Time and date
- Vacuum fluorescent display (VFD)
- Interval time setting
- Underhook weighing

Specifications

	GF-8K2	GF-8K	GF-10K	GF-12K	
Part#	97792	97793	97794	97795	
List Price	\$2,860.00	\$3,375.00	\$3,600.00	\$3,035.00	
Capacity	2.1 kg/8.1 kg	8.1 kg	10.1 kg	12 kg	
Resolution	0.01 g/0.1 g	0.01 g	0.01 g	0.1 g	
Operating Modes	Counting, Percentage				
Linearity	±0.1 g/±0.02 g	±0.02 g	±0.03 g	±0.2 g	
Stabilization Time	Approx. 1.5 seconds (typical in FAST mode)				
Repeatability	0.05 g/0.01 g	0.01 g	0.01 g	0.1 g	
Sensitivity Drift (10° C to 30° C)	±3 ppm/° C	±2 ppm/° C	±2 ppm/° C	±3 ppm/° C	
Display Refresh	5 times per second/10 times per second				
Operating Temperature	41°F to 104°F (5° C to 40° C) RH less than 85% (No condensation)				
Pan Size (W x D)	Stainless steel 10.62 x 8.26 in (270 x 210 mm)				
Dimensions	(W x D x H) 11.81 x 13.98 x 4.37 in (300 x 355 x 111 mm)				
Weight	18.3 lb (8.3 kg)				
External Cal. Mass	2, 3, 4, 5, 6, 7, 8 kg		10 kg	5, 10 kg	
Power	120/240V AC adapter				
Warranty	Five-year Limited Warranty				
Return Policy	A&D Weighing Standard Policy - restock fee may apply				
UNIT OF MEASURE	Decimal Ounces	285.720 x 0.005/74.0755 x 0.0005 oz	285.7190 x 0.0005 oz	370.4 x 0.0005 oz	423.290 x 0.005 oz
	Troy Ounce	260.420 x 0.005/67.5165 x 0.0005 ozt	260.4210 x 0.0005 ozt	337.6 x 0.0005 ozt	385.810 x 0.005 ozt
	Pennyweight	5,208.4 x 0.1/1,350.33 x 0.01 dwt	5,208.42 x 0.01 dwt	6,751 x 0.01 dwt	7,716.2 x 0.1 dwt
	Carat	40,500.0 x 0.5/10,500.00 x 0.05 ct	40,500.00 x 0.05 ct	50,500 x 0.05 ct	60,000 x 0.5 ct
	Momme	2,160.00 x 0.05/560.000 x 0.005 mom	2,160.000 x 0.005 mom	2,800.000 x 0.005 mom	3,200.00 x 0.05 mom
	Grain	125,002 x 2/32,408.0 x 0.2 GN	125,002.2 x 0.2 GN	162,040 x 0.2 GN	185,188 x 2 GN
	Pound	17.8575 x 0.0005/4.62970 x 0.00005 lb	17.85745 x 0.00005 lb	23.15 x 0.00005 lb	26.4555 x 0.0005 lb
	Pound/Ounce	17 lb x 0.01 oz/4 lb x 0.001 oz	17 lb x 0.001 oz	23 lb x 0.001 oz	26 lb x 0.01 oz

Specifications

	GF-20K	GF-30K	GF-32K	
Part#	97796	97797	97798	
List Price	\$3,240.00	\$3,800.00	\$2,880.00	
Capacity	21 kg	31 kg	6.1/31 kg	
Resolution	0.1 g	0.1 g	0.1/1 g	
Operating Modes	Counting, Percentage			
Linearity	±0.2 g		±1 g/0.2 g	
Stabilization time	Approx. 1.5 seconds (typical in FAST mode)			
Repeatability	0.1 g		0.5 g/0.1 g	
Sensitivity Drift (10° C to 30° C)	±3ppm/° C		±5ppm/° C	
Display refresh	5 times per second/10 times per second			
Operating Temperature	41° F to 104° F (5° C to 40° C) RH less than 85% (No condensation)			
Pan Size (W x D)	Stainless steel 10.62 x 8.26 in (270 x 210 mm)			
Dimensions	(W x D x H) 11.81 x 13.98 x 4.37 in (300 x 355 x 111 mm)			
Weight	18.3 lb (8.3 kg)			
External Cal. Mass	10, 20 kg	20, 30 kg		
Power	120/240VAC adapter			
Warranty	Five-year Limited Warranty			
Return Policy	A&D Weighing Standard Policy - restock fee may apply			
UNIT OF MEASURE	Decimal Ounces	740.755 x 0.005 oz	1,093.495 x 0.005 oz	1,093.50 x 0.05/215.170 x 0.005 oz
	Troy Ounce	675.165 x 0.005 ozt	996.675 x 0.005 ozt	996.65 x 0.05/196.120 x 0.005 ozt
	Pennyweight	13,503.3 x 0.1 dwt	19,933.5 x 0.1 dwt	19,933 x 1/3,922.4 x 0.1 dwt
	Carat	105,000.0 x 0.5 ct	155,000.0 x 0.5 ct	155,000 x 5/30,500.0 x 0.5 ct
	Momme	5,600.00 x 0.05 mom	8,266.65 x 0.05 mom	8,266.5 x 0.5/1,626.65 x 0.05 mom
	Grain	324,080 x 2 GN	478,404 x 2 GN	N/A
	Pound	46.2970 x 0.0005 lb	68.3435 x 0.0005 lb	68.345 x 0.005/13.4480 x 0.0005 lb
	Pound/Ounce	46 lb x 0.01 oz	68 lb x 0.01 oz	68 lb x 0.1 oz/17 lb x 0.01 oz

Part Number/Price

Part#	Model#	Description	Price
97792	GF-8K2	2.1 kg/8.1 kg x 0.01 g/0.1 g	\$2,860.00
97793	GF-8K	8.1 kg x 0.01 g	\$3,375.00
97794	GF-10K	10.1 kg x 0.01 g	\$3,600.00
97795	GF-12K	12 kg x 0.1 g	\$3,035.00
97796	GF-20K	21 kg x 0.1 g	\$3,240.00
97797	GF-30K	31 kg x 0.1 g	\$3,800.00
97798	GF-32K	31 kg/6.1 kg x 1 g/0.1 g	\$2,880.00

Options/Accessories

Part#	A&D Model#	Description	Price
97782	GX-04K*	Comparator/output and RS-232C/20 mA interface	\$373.00
97783	GX-06K*	Analog output/20 mA interface	\$857.00
97784	GX-07K**	Waterproof cable for standard RS-232C	\$317.00
102899	GXK-12	Animal weighing pan	\$852.00
102898	GXK-31	Draft shield	\$118.00
97605	AD-100-2	Anti-theft device	\$75.00
97785	AX:073007197A	Protective in-use cover	\$21.00
97649	TB:648	AC adapter (120V/220V)	\$44.00
151247	AD-1688	Data logger	\$311.00
196128	AD-8127	Impact dot matrix, statistical printer, includes cable	\$869.00

*GX-04K, GX-06K, replace standard RS-232C and cannot be used at the same time. IP65 rating does not apply when the GX-04K or the GX-06K is installed.

**Use the GX-07K optional waterproof RS-232C cable, in order to use the standard RS-232 interface for water and dust proof (IP65).



Standard Features

- IP65/NEMA Type 4
- Internal calibration weight with manual, interval or auto-environmental compensation
- RS-232C bidirectional interface
- Data-collection software
- Auto re-zero function
- Multiple weighing modes
- Time and date
- Bright blue fluorescent display
- Adjustable swing arm display
- Die cast aluminum body with stainless weighing pan
- Detached digital weight indicator (KS models only)

Specifications

	GP-12K	GP-20K	GP-30K	GP-30KS*	GP-32K	GP-32KS*	GP-40K	
Part#	97802	97803	97805	97810	97804	102901	97806	
List Price	\$3,500.00	\$3,840.00	\$4,580.00	\$4,825.00	\$3,115.00	\$3,480.00	\$4,150.00	
Capacity	12 kg	21 kg	31 kg		31 kg/6 kg		41 kg	
Resolution	0.1 g	0.1 g	0.1 g		1/0.1 g		0.5 g	
Operating Modes	Counting, Percentage							
Repeatability	0.1 g	0.1 g	0.1 g	-	0.5 g/0.1 g	-	0.5 g	
Linearity	±0.2 g	±0.2 g	±0.2 g	-	±1 / ±2 g	-	±1 g	
Sensitivity Drift (-10° C to +30 ° C)	±3 ppm/° C				±5 ppm/° C			
Stabilization Time	Approx. 1.5 seconds (typical in FAST mode)							
Operating Temperature	41° F to 104° F (5° C to 40° C) RH less than 85% (No condensation)							
Pan Size (W x D)	Stainless steel 15 x 13 in (384 x 344 mm)							
Dimensions	(W x D x H) 14.6 x 24.2 x 5.1 in 372 x 615 x 130 mm		(W x D x H) 13.5 x 17.4 x 5.5 in (344 x 442 x 139 mm)		(W x D x H) 14.6 x 24.2 x 5.1 in (372 x 615 x 130 mm)			
Height with Column	652 mm							
Weight	Approx 37.4 lb (17 kg)							
External Cal Mass	5 kg/10 kg	10 kg/20 kg	20 kg/30 kg				20/30/40 kg	
Warranty	Five-year Limited Warranty							
Return Policy	A&D Weighing Standard Policy - restock fee may apply							
UNIT OF MEASURE	Decimal Ounces	423.290 x 0.005 oz	740.755 x 0.005 oz	1,093.495 x 0.005 oz		1,093.50 x 0.05/215.170 x 0.005 oz		1,446.24 x 0.02 oz
	Troy Ounce	385.810 x 0.005 ozt	675.165 x 0.005 ozt	996.675 x 0.005 ozt		996.65 x 0.05/196.120 x 0.005 ozt		1,318.18 x 0.02 ozt
	Pennyweight	7,716.2 x 0.1 dwt	13,503.3 x 0.1 dwt	19,933.5 x 0.1 dwt		19,933 x 1/3922.4 x 0.1 dwt		26,363.5 x 0.5 dwt
	Carat	60,000 x 0.5 ct	105,000.0 x 0.5 ct	155000.0 x 0.5 ct		155,000 x 5/30,500.0 x 0.5 ct		205,000 x 5 ct
	Momme	3,200.00 x 0.05 mom	5,600.00 x 0.05 mom	8,266.65 x 0.05 mom		8,266.5 x 0.5/1,626.65 x 0.05 mom		10,933.4 x 0.2 mom
	Grain	185,188 x 2 GN	324,080 x 2 GN	478,404 x 2 GN		-		-
	Pound	26.4555 x 0.0005 lb	46.2970 x 0.0005 lb	68.3435 x 0.0005 lb		68.345 x 0.005/13.4480 x 0.0005 lb		90.390 x 0.002 lb
	Pound/Ounce	26 lb x 0.01 oz	46 lb x 0.01 oz	68 lb x 0.01 oz		68 lb x 1 oz/13 lb x 0.01 oz		90 lb x 0.1 oz

*S designates remote indicator

Specifications

	GP-60K	GP-60KS*	GP-61K	GP-61KS*	GP-100K	GP-100KS*	GP-102K	
Part#	97807	102902	102900	102903	97808	97811	97809	
List Price	\$5,100.00	\$5,350.00	\$5,870.00	\$5,690.00	\$5,500.00	\$5,825.00	\$4,940.00	
Capacity	61 kg		61 kg		100 kg	101 kg	101 kg/61 kg	
Resolution	1 g		0.1 g		1 g		10/1 g	
Operating Modes	Counting, Percentage							
Repeatability	0.7 g	-	0.2 g	-	1 g	-	(5/1) g	
Linearity	±1 g	-	±0.5 g	-	±2 g	-	±10 / ±2 g	
Sensitivity Drift (-10 to +30 ° C)	±6 ppm/° C						±10 ppm/° C	
Stabilization Time	Approx. 1.5 seconds (typical in FAST mode)							
Operating Temperature	41°F to 104°F (5° C to 40° C) RH less than 85% (No condensation)							
Pan Size (W x D)	Stainless steel 15 x 13 in (384 x 344 mm)			-	Stainless steel 15 x 13 in (386 x 346 mm)			
Dimensions	(W x D x H) 14.6 x 24.2 x 5.1 in (372 x 615 x 130 mm)							
Height with Column	25.7 in (652 mm)							
Weight	Approx 37.4 lb (17 kg)				Approx 39.7 lb (18 kg)			
External Cal Mass	30/40/50/60 kg		20/30/40/50/60 kg		60/80/100 kg			
Warranty	Five-year Limited Warranty							
Return Policy	A&D Weighing Standard Policy - restock fee may apply							
UNIT OF MEASURE	Decimal Ounces	2,151.7 x 0.05 oz		2,151.7 x 0.005 oz		3,562.65 x 0.05 oz		3,562.5/2,151.7 x 0.5/0.05 oz
	Troy Ounce	1,961.2 x 0.05 ozt		1,961.2 x 0.005 ozt		3,247.25 x 0.05 ozt		3,247/1,961.2 x 0.5/0.05 ozt
	Pennyweight	39,224 x 1 dwt		39,224 x 0.1 dwt		-		-
	Carat	305,000 x 5 ct		305,000 x 0.5 ct		-		-
	Momme	16,266.5 x 0.5 mom		16,266.5 x 0.05 mom		26,933.5 x 0.5 mom		26,935/16,266.5 x 5/0.5 mom
	Pound	134.480 x 0.005 lb		134.480 x 0.0005 lb		222.665 x 0.005 lb		222.65/134.48 x 0.05/0.005 lb
	Pound/Ounce	134 lb x 0.1 oz		134 lb x 0.01 oz		222 lb x 1 oz		222 lb x 1 oz

*S designates remote indicator

Part Number/Price

Part#	Model#	Description	Price
97802	GP-12K	12 kg x 0.1 g	\$3,500.00
97803	GP-20K	21 kg x 0.1 g	\$3,840.00
97805	GP-30K	31 kg x 0.1 g	\$4,580.00
97810	GP-30KS	31 kg x 0.1 g	\$4,825.00
97804	GP-32K	31 kg/6 kg x 1 g/0.1 g	\$3,115.00
102901	GP-32KS	31 kg/6 kg x 1 g/0.1 g	\$3,480.00
97806	GP-40K	41 kg x 0.5 g	\$4,150.00
97807	GP-60K	61 kg x 1 g	\$5,100.00
102902	GP-60KS	61 kg x 1 g	\$5,350.00
102900	GP-61K	61 kg x 0.1 g	\$5,870.00
102903	GP-61KS	61 kg x 0.1 g	\$5,690.00
97808	GP-100K	100 kg x 1 g	\$5,500.00
97811	GP-100KS	101 kg x 1 g	\$5,825.00
97809	GP-102K	101 kg/61 kg x 10 g/1 g	\$4,940.00

Options/Accessories

Part#	A&D Model#	Description	Price
97607	AD-1682	Rechargeable battery pack	\$692.00
97608	AD-8920	Universal remote display	\$270.00
97813	GP-04	Comparator output with buzzer	\$261.00
97814	GP-06	Analog output (replaces standard RS-232C)	\$852.00
97815	GP-07	GP extension cable (factory installed 120 day lead time)	\$319.00
97816	GP-20	Underhook GP-12 kg thru 40 kg	\$184.00
97817	GP-21	Underhook GP-60 kg thru 102 kg	\$184.00
97605	AD-100-2	Anti-theft device	\$75.00
97820	07:3004753	Protective in-use cover	\$20.00
97613	TB:136	AC adapter (120V) standard with unit	\$43.00
97614	TB:137	AC adapter (220V)	\$52.00
97609	AD-8922	Remote controller	\$635.00
102904	GP-12	Animal weighing pan	\$1,709.00
151247	AD-1688	Data logger	\$311.00
97612	SW:128	Foot switch	\$75.00
196128	AD-8127	Impact dot matrix, statistical printer, includes cable	\$869.00

Capacity: 51 g-71 g Readability: 0.001 g-0.0001 g

Standard Features

- Fast and uniform heating with halogen lamp and uniquely designed (secondary radiation assist) SRA filter
- WinCT® communication tools software
- Sodium tartrate dihydrate is provided as a stable moisture content for accuracy checks of the analyzer
- 5 measurement programs: standard, automatic, timer, manual and quick
- Vacuum fluorescent display (VFD)
- Glass window for heating check and easy cleaning
- Self-check function
- Quick reference card
- Standard bidirectional RS-232C
- GLP/ GMP/GCP/ISO compliant with time and date, ID, calibration data and check record outputs



Specifications

	MS-70	MX-50	MF-50	ML-50
Part#	97821	97822	97823	112408
List Price	\$5,815.00	\$3,630.00	\$2,935.00	\$2,470.00
Capacity	71 g	51 g	51 g	51 g
Resolution	0.0001 g	0.001 g	0.002 g	0.005 g
Moisture Content Display	0.001%/0.01%/0.1%	0.01%/0.1%	0.05%/0.1%/1%	0.1%/1%
Moisture Content Accuracy Over 1 g	0.05%	0.10%	0.20%	0.50%
Over 5 g	0.01%	0.02%	0.05%	0.10%
Heating Technology	Halogen lamp (straight type, 400 Watt max, 5,000 hours)			
Drying Temperature	30° C to 200° C	50° C to 200° C (1° increment)		
Measurement Program Memories	20 sets	10 sets	5 sets	
Data Memory	100	50	30	
Measurement Programs	Standard/Automatic/Timer/Manual			
Measurement Modes	Wet base/Dry base/Solid content/Ratio			
Operating Temperature	40° F to 104° F (5° C to 40° C)			
Sample Pan Size	Ø 2.16 in (85 mm)			
Dimensions	(W x D x H) 8.46 x 12.6 x 6.8 in (215 x 320 x 173 mm)			
Weight	13 lb (5.9 kg)			
Power	120VAC			
Warranty	Five-year Limited Warranty			
Return Policy	A&D Weighing Standard Policy - restock fee may apply			

MS-70/MX-50/MF-50/ML-50


Moisture Analyzers

Part Number/Price

Part #	Model #	Description	Price
97821	MS-70	71 g x 0.0001 g	\$5,815.00
97822	MX-50	51 g x 0.001 g	\$3,630.00
97823	MF-50	51 g x 0.002 g	\$2,935.00
112408	ML-50	51 g x 0.005 g	\$2,470.00

Options/Accessories

Part #	A&D Model #	Description	Price
97824	AX-31	Sample pans (washable, 100 each)	\$97.00
97825	AX-32-2	Glass fiber sheets (100 each)	\$54.00
97826	AX-33	Sodium tartrate dehydrate test samples (30 x 12 g)	\$85.00
97827	AX-34	Halogen lamp (replacement)	\$65.00
97828	AX-35	Pan handles (2 each)	\$28.00
97829	AX-36	Tweezers (2 each)	\$18.00
97830	AX-37	Spoons (2 each)	\$22.00
97831	AX-38	Protective in-use covers (5 each)	\$43.00
97832	AX-39	Dust cover	\$18.00
97833	AX-42	WinCT® Moisture (standard for MS-70 and MX-50, option for MF-50)	\$242.00
97834	AD-1700-20G	Calibration mass (20 g)	\$158.00
97837	AX-43	Temperature calibrator (MS-70 and MX-50 only)	\$459.00
151247	AD-1688	Data logger	\$311.00
196128	AD-8127	Impact dot matrix, statistical printer, includes cable	\$869.00





Standard Features

- Easy-to-clean analytical draft shield (select models)
- Up-front level indicator
- Selectable environment settings
- Flexibility of available options
- Removable doors for easy cleaning and access
- Up-front level bubble for easy reference
- Selectable environmental settings
- Integral underweigh hook
- Standard security bracket
- Standard RS-232C
- Security menu lock
- Multiple application modes and units of measure
- Backlight display

APPROVALS



Specifications

	PX84/E^	PX124/E^	PX224/E^	PX163/E^	PX323/E^	PX523/E^
Part#	191850	191851	191852	191853	191854	191855
List Price	\$1,912.00	\$2,204.00	\$2,450.00	\$1,107.00	\$1,292.00	\$1,635.00
Capacity	82 g	120 g	220 g	160 g	320 g	520 g
Resolution	0.1 mg	0.1 mg	0.1 mg	0.001 g	0.001 g	0.001 g
Weighing Modes	Milligram, Gram, Carat, Ounce, Troy Ounce, Grain, Pennyweight, Momme, Taels, Tical, Tola, Baht, Mesghal, Newton, Custom Unit					
Operating Modes	Weighing, Parts Counting, Percent, Density Determination, Dynamic Weighing					
Repeatability (mg)	0.1			1		
Linearity (mg)	0.2			2		
Stabilization Time	Four seconds			Two seconds		
Operating Temperature	50°F to 86°F (10°C to 30°C)					
Pan Size	3.54 in (90 mm)			4.72 in (120 mm)		
Dimensions (W x D x H)	8.2 x 12.6 x 12.2 in (209 x 321 x 309 mm)					
Weight (Approx.)	10 lb (4.5 kg)					
Calibration Weight (g)	50/80	50/100	100/200	100/150	200/300	200/500
Power	120 VAC adapter (220-240 VAC adapter by special order), 50/60 Hz					
Warranty	Two-year Limited Warranty					
Return Policy	OHAUS Standard Policy - restock fee may apply					

^Weighing Chamber

Specifications

	PX1602/E	PX2202/E	PX3202/E	PX4202/E	PX2201/E	PX4201/E
Part#	191856	191857	191858	191859	191860	191861
List Price	\$1,066.00	\$1,169.00	\$1,415.00	\$1,594.00	\$990.00	\$1,148.00
Capacity	1,600 g	2,200 g	3,200 g	4,200 g	2,200 g	4,200 g
Resolution	0.01 g	0.01 g	0.01 g	0.01 g	0.1 g	0.1 g
Weighing Modes	Milligram, Gram, Carat, Ounce, Troy Ounce, Grain, Pennyweight, Momme, Tals, Tical, Tola, Baht, Mesghal, Newton, Custom Unit					
Operating Modes	Weighing, Parts Counting, Percent, Density Determination, Dynamic Weighing					
Repeatability (mg)	10				100	
Linearity (mg)	20				200	
Stabilization Time	One second					
Operating Temperature	50° F to 86° F (10° C to 30° C)					
Pan Size	7.1 in (180 mm)					
Dimensions (W x D x H)	8.2 x 12.6 x 3.9 in (209 x 321 x 98 mm)					
Weight (Approx.)	7.7 lb (3.5 kg)					
Calibration Weight (g)	1,000/1,500	1,000/2,000	2,000/3,000	2,000/4,000	1,000/2,000	2,000/4,000
Power	120 VAC adapter (220-240 VAC adapter by special order) , 50/60 Hz					
Warranty	Two-year Limited Warranty					
Return Policy	OHAUS Standard Policy - restock fee may apply					

Part Number/Price

Part #	Model #	Description	Price
191850	PX84/E	82 g x 0.1 mg	\$1,912.00
191851	PX124/E	120 g x 0.1 mg	\$2,204.00
191852	PX224/E	220 g x 0.1 mg	\$2,450.00
191853	PX163/E	160 g x 0.001 g	\$1,107.00
191854	PX323/E	320 g x 0.001 g	\$1,292.00
191855	PX523/E	520 g x 0.001 g	\$1,635.00
191856	PX1602/E	1,600 g x 0.01 g	\$1,066.00
191857	PX2202/E	2,200 g x 0.01 g	\$1,169.00
191858	PX3202/E	3,200 g x 0.01 g	\$1,415.00
191859	PX4202/E	4,200 g x 0.01 g	\$1,594.00
191860	PX2201/E	2,200 g x 0.1 g	\$990.00
191861	PX4201/E	4,200 g x 0.1 g	\$1,148.00

Options/Accessories

Part #	Model #	Description	Price
67413	SW12W	TAL software WinWedge®	\$482.00
191875	80850043	Security device for Pioneer	\$211.00
102799	128-00	Forceps, 2.75 in (70 mm)	\$22.00
102800	129-00	Forceps, 3.5 in (89 mm)	\$22.00
33455	5076-00	Aluminum scoop, 1.5 in x 2 in (3.8 cm x 5.1 cm), weight 4 g	\$27.00
33454	4590-30	Black scoop, aluminum 4 in x 3.5 ft (10.2 cm x 8.9 cm), weight 24 g	\$33.00
33451	3369-10	Polypropylene Maxi-Scoop™ 10 in dia. x 2.5 in deep (25.4 cm dia. x 6.4 cm deep) with pouring spout, weight 145 g	\$37.00
97250	80250400	Stainless steel scoop 11.9 in x 7.38 in x 1.69 in	\$62.00
100292	80250954	Stainless steel scoop 17.2 in x 11 in x 3.4 in (44 cm x 28 cm x 8.5 cm)	\$82.00
156234	46001724	AC adapter (requires 156235 plug set)	\$43.00
156235	46001780	Universal plug set	\$17.00
191876	80251396	Auxiliary display PAD7	\$62.00
191877	80253384	Density kit	\$708.00
191878	83034024	Sinker glass for density determination	\$590.00
191879	83021085	USB interface cable	\$176.00
191880	30093334	Dust cover	\$45.00
191881	30372546	In-use cover	\$40.00



Standard Features

- Intuitive SmarText™ software
- 4 programmable touchless sensors
- Weighing chamber
- Color touchscreen display
- Memory for up to 99 items
- Real-time clock for GLP/GMP data collection
- Audible stability alert
- Autocal automatic calibration
- EX225D/AD and EX225/AD
- Includes ionizer and auto doors

Specifications

	EX125D^	EX125^	EX225D^	EX225D/AD^	EX225/AD^
Part Number	171347	171348	171349	171350	171351
List Price	\$5,384.00	\$6,719.00	\$6,872.00	\$8,517.00	\$9,314.00
Capacity	52 g/120 g	120 g	120 g/220 g	120 g/220 g	220 g
Resolution	0.01 mg/0.1 mg	0.01 mg	0.01 mg/ 0.1 mg	0.01 mg/ 0.1 mg	0.01 mg
Weighing Units	Gram, Milligram, Carat, Ounce, Ounce Troy, Pound, Pennyweight, Grain, Newton, Mom, Mesghal, Tical, Tola, Baht, Tael, 3 Custom Units				
Operating Modes	Weighing, Percent Weighing, Parts Counting, Checkweighing, Dynamic/Animal Weighing, Filling, Totalization, Formulation, Differential Weighing, Density Determination, Peak Hold, Pipette Adjustment, SQC				
Repeatability (20 g) std	±0.015 mg				
Repeatability (100 g) std	0.1 mg	0.02 mg	0.02 mg/0.1 mg	0.02 mg/0.1 mg	0.03 mg
Linearity (mg)	±0.1 mg				
Stabilization Time	0.1 mg ≤ 0.3 seconds; 0.01 mg ≤ 8 second				
Min-Weight (typical)	20.0 mg fine range (USP, u=0.10%, k=2)				
Operating Temperature Range	14° F to 86° F (-10° C to 30° C)				
Pan Size	80 mm				
Dimensions	(W x D x H) 9 x 15.4 x 13.8 in (230 x 393 x 350 mm)				
Shipping Weight	25 lb (12.5 kg)				
Calibration	Auto Cal internal calibration				
Power Requirements	AC adapter input: 100-240 VAC 0.6A 50-60 Hz				
Warranty	Two-year Limited Warranty				
Return Policy	OHAUS Standard Policy - restock fee may apply				

^Weighing Chamber

Part Number/Price

Part #	Model #	Description	Price
171347	EX125D	52 g/120 g x /0.01 mg/0.1 mg	\$5,384.00
171348	EX125	120 g x 0.01 mg	\$6,719.00
171349	EX225D	120 g/220 g x 0.01 mg/0.1 mg	\$6,872.00
171350	EX225D/AD	120 g/220 g x 0.01 mg/0.1 mg	\$8,517.00
171351	EX225/AD	2,200 g x 0.01 g	\$9,314.00

Options/Accessories

Part #	Model #	Description	Price
67422	80253384	Density determination kit	\$656.00
70406	80500525	RS-232 cable, PC 9-Pin to EX	\$176.00
156234	-	AC adapter	\$43.00
156235	-	International plug set	\$17.00

Capacity: 120g-320g Readability: 0.0001g

Standard Features

- Automatic calibration via AutoCal™
- Communication RS-232C
- On-screen prompts
- Spill channel
- Applications library to store and quickly recall past procedures
- Brilliant backlit, high-resolution dot matrix display with simple navigation windows and menus to guide you through balance functions
- User selectable GLP outputs via RS-232 to meet traceability requirements
- User selectable filter, stability indicator and auto-zero tracking for use in difficult environments
- Five-language operation display text
- Standard underweigh capability
- Protective in-use cover and security bracket



Options:

- NTEP Certified, Legal for Trade models by special order

Specifications

	EX124 [^]	EX224 ^{^*}	EX324 ^{^*}
Part Number	121192	121193	121194
List Price	\$4,018.00	\$4,465.00	\$5,247.00
Capacity	120 g	220 g	320 g
Resolution	0.0001 g		
Weighing Units	Gram, Milligram, Kilogram, Carat, Ounce, Ounce Troy, Pound, Pennyweight, Grain, Newton, Momme, Mesghal, Hong Kong Tael, Singapore Tael, Taiwan Tael, Tical, Tola, Baht, 3 Custom Units		
Operating Modes	Weighing, Percent Weighing, Parts Counting, Checkweighing, Dynamic/Animal Weighing, Filling, Totalization, Formulation, Differential Weighing, Density Determination, Peak Hold, Ingredient Costing, Pipette Adjustment, SQC		
Repeatability	±0.0001 g		
Linearity	±0.0002 g		
Stabilization Time	≤2 seconds		≤3 seconds
Operating Temperature Range	50° F to 86° F (10° C to 30° C)		
Weighing Chamber	(W x D x H) 9.5 x 7.5 x 6.5 in (241.3 x 190.5 x 165.1 mm)		
Pan Size	Ø 3.5 in (90 mm)		
Display Housing Dimensions	(W x D x H) 7.7 x 3.5 x 6.0 in (195 x 90 x 154 mm)		
Dimensions Base	9.1 x 13.8 x 15.5 in (230 x 350 x 393 mm)		
Shipping Weight	21.1 lb (9.6 kg)		
Calibration	AutoCal™ on Δ1.5° C temperature change, 11 hours, and external calibration		
Power Requirements	AC adapter input: 100-240 VAC 0.6A 50-60 Hz		
Warranty	Two-year Limited Warranty		
Return Policy	OHAUS Standard Policy - restock fee may apply		

[^]Weighing Chamber

^{*} NTEP and Measurement Canada models available by special order

Part Number/Price

Part #	Model #	Description	Price
121192	EX124	120 g x 0.0001 g	\$4,018.00
121193	EX224	220 g x 0.0001 g	\$4,465.00
121194	EX324	320 g x 0.0001 g	\$5,247.00

Options/Accessories

Part #	Model #	Description	Price
67422	80253384	Density determination kit	\$656.00
35263	76288-01	Security device for EX	\$80.00
77712	80500524	RS-232 cable, PC 25-Pin to EX	\$176.00
70406	80500525	RS-232 Cable, PC 9-Pin to EX	\$176.00
156234	46001724	Multi-range AC adapter	\$43.00
156235	46001780	International plug set	\$17.00



Standard Features

- Capacities from 220 g to 10.2 kg with Readability to 0.001 g
- Large, 5.7 full-color touchscreen display with intuitive set up and application software
- AutoCal™ automatic internal calibration for optimized weighing performance
- 14 application modes, 11 weighing units and 5 display languages for a wide variety of applications
- Four programmable touchless sensors for hands-free operation
- 0.001 g models feature frameless draftshield with anti-static glass, flip-top and large side entry doors on top-mounted bearings

Options:

- External calibration models

Specifications

	EX223^	EX423^*	EX623^	EX1103^*	EX2202	EX4202*	EX6202	EX10202*	EX6201	EX10201*
Part Number	121195	121196	121197	121198	121199	121200	121201	121202	121203	121204
List Price	\$2,631.00	\$3,078.00	\$3,764.00	\$4,419.00	\$2,850.00	\$3,276.00	\$3,718.00	\$4,414.00	\$3,088.00	\$3,388.00
Capacity	220 g	420 g	620 g	1,100 g	2,200 g	4,200 g	6,200 g	10,200 g	6,200 g	10,200 g
Resolution	0.001 g				0.01 g				0.1 g	
Weighing Units	Gram, Milligram, Kilogram, Carat, Ounce, Ounce Troy, Pound, Pennyweight, Grain, Newton, Momme, Mesghal, Hong Kong Tael, Singapore Tael, Taiwan Tael, Tical, Tola, Baht, 3 Custom Units									
Operating Modes	Weighing, Percent Weighing, Parts Counting, Checkweighing, Dynamic/Animal Weighing, Filling, Totalization, Formulation, Differential Weighing, Density Determination, Peak Hold, Ingredient Costing, Pipette Adjustment, SQC									
Repeatability	±0.001 g				±0.01 g				±0.1 g	
Linearity	±0.002 g				±0.02 g				±0.1 g	
Stabilization Time	≤1.5 seconds				≤1 seconds					
Operating Temperature Range	50° F to 86° F (10° C to 30° C)									
Weighing Chamber	(W x D x H) 9.5 x 7.5 x 6.5 in				N/A					
Pan Size	Ø 5.1 in (130 mm)				7.5 x 7.9 in (190 x 200 mm)					
Display Housing Dimensions	(W x D x H) (7.7 x 3.5 x 6.0 in (195 x 90 x 154 mm))									
Dimensions Base	(W x D x H) 9.1 x 13.8 x 15.5 in (230 x 350 x 393 mm)				(W x D x H) 9.1 x 3.9 x 15.5 in (230 x 98 x 393 mm)					
Shipping Weight	21.1 lb (9.6 kg)				15 lb (6.8 kg)			16.3 lb (7.4 kg)		
Calibration	AutoCal™ on Δ1.5° C temperature change, 11 hours, and external calibration									
Power Requirements	AC adapter input: 100-240 VAC 0.6A 50-60 Hz									
Warranty	Two-year Limited Warranty									
Return Policy	OHAUS Standard Policy - restock fee may apply									

^Weighing Chamber

*NTEP models available by special request

Part Number/Price

Part #	Model #	Description	Price
121195	EX223^	220 g x 0.001 g	\$2,631.00
121196	EX423^	420 g x 0.001 g	\$3,078.00
121197	EX623^	620 g x 0.001 g	\$3,764.00
121198	EX1103^	1,100 g x 0.001 g	\$4,419.00
121199	EX2202	2,200 g x 0.01 g	\$2,850.00
121200	EX4202	4,200 g x 0.01 g	\$3,276.00
121201	EX6202	6,200 g x 0.01 g	\$3,718.00
121202	EX10202	10,200 g x 0.01 g	\$4,414.00
121203	EX6201	6,200 g x 0.1 g	\$3,088.00
121204	EX10201	10,200 g x 0.1 g	\$3,388.00

^Weighing Chamber

Options/Accessories

Part #	Model #	Description	Price
67422	80253384	Density determination kit (for 410 g capacity and below)	\$656.00
35263	76288-01	Security device for EX	\$80.00
77712	80500524	RS-232 cable, PC 25-pin to EX	\$176.00
70406	80500525	RS-232 cable, PC nine-pin to EX	\$176.00
156234	46001724	Multi-range AC adapter	\$43.00
156235	46001780	International plug set	\$17.00



Standard Features

- Touchless IR (infrared) sensors minimize keypad use
- Program IR sensor to control operations including print, tare and other selectable functions
- Color VGA, 5.7-in display with icons for simple menu navigation
- Multiple application modes designed for versatility
- AutoCal™ Calibration
- Robust IP 54 die-cast metal bottom housing with stainless steel pan
- Integral weigh below hook
- ENERGY STAR qualified adapter

APPROVALS

Measurement
Canada
Approved

Specifications

	Ex12001	Ex24001	Ex35001
Part#	157235	157236	157237
List Price	\$3,748.00	\$4,566.00	\$5,363.00
Capacity	12,000 g	24,000 g	35,000 g
Resolution	0.1 g		
Weighing Modes	Gram, Kilogram, Carat, Ounce, Troy Ounce, Pound., Pennyweight, Mommies, Grain, Tical, Tola, Newton, Mesghal, 3 Custom Units		
Operating Modes	Weighing, Counting, Animal/Dynamic Weighing, Checkweighing, Percent Weighing, Filling, Parts Counting, Totalization, Formulation, Differential Weighing, Density Determination, Peak Hold, Ingredient Costing, SQC		
Repeatability	±0.1 g		
Linearity	±0.2 g		
Stabilization Time	≤1 seconds		
Operating Temperature	14° F to 140° F (-10° C to 60° C)		
Pan Size	14.84 x 12.24 in (377 x 311 mm)		
Display Housing Dimensions	(W x D x H) 7.7 x 3.5 x 6.0 in (195 x 90 x 154 mm)		
Dimensions Base	(W x D x H) 14.84 x 4.72 x 17.44 in (377 x 120 x 443 mm)		
Weight (Approx.)	25 lb (12.5 kg)		
Calibration	Auto Cal internal calibration		
Power	AC adapter input: 100-240VAC 0.6A 50-60 Hz		
Warranty	Two-year Limited Warranty		
Return Policy	OHAUS Standard Policy - restock fee may apply		
Approvals	Measurement Canada AM-5957		

Part Number/Price

Part #	Model #	Description	Price
157235	EX12001	12,000 g x 0.1 g	\$3,748.00
157236	EX24001	24,000 g x 0.1 g	\$4,566.00
157237	EX35001	35,000 g x 0.1 g	\$5,363.00

Options/Accessories

Part #	Model #	Description	Price
157238	30078082	Tower mount display	\$139.00
77712	80500524	RS-232 cable, PC 25-pin to EX	\$176.00
70406	80500525	RS-232 cable, PC nine-pin to EX	\$176.00
156234	46001724	Multi-range AC adapter	\$43.00
156235	46001780	International plug set	\$17.00



Analytical



Precision

APPROVALSMeasurement
Canada
Approved**Standard Features**

- Stable, accurate and fast operation, ensuring optimal weighing results
- Color touchscreen with 4.3 in (109 mm) display size
- Dual USB ports and RS-232 provide connectivity options
- Space-saving, top-mounted draft shield on analytical models
- Real time clock with GLP/GMP data
- Below minimum sample weight indication with minimum weight feature
- AutoCal™ automatic calibration

Specifications

	AX124 ^	AX224 ^	AX324^	AX223^	AX423^	AX523^	AX622	AX1502
Part Number	164622	164623	164625	164626	164628	164630	164633	164635
List Price	\$3,362.00	\$3,696.00	\$4,244.00	\$2,009.00	\$2,353.00	\$2,645.00	\$1,661.00	\$1,948.00
NTEP*	Part Number	N/A	164624	N/A	164627	164629	164632	164634
	List Price	N/A	\$3,962.00	N/A	\$1,804.00	\$2,102.00	\$2,440.00	\$1,374.00
NTEP Certified Approvals		-	I (0.001 g) AM-5957, CC 14-082	-	II (0.01 g) AM-5957, CC 14-082	II (0.01 g) AM-5957, CC 14-082	II (0.01g) AM-5957, CC 14-082	II (0.1g) AM-5957, CC 14-082
Capacity (g)		120 g	220 g	320 g	220 g	420 g	520 g	620 g
Resolution (g)		0.0001 g	0.0001 g	0.0001 g	0.001 g	0.001 g	0.001 g	0.01 g
Weighing Modes		Milligram, Gram, Kilogram, Ounce, Pound, Carat, Pennyweight, Troy Ounce, Grain, Newton, Hong Kong Tael, Singapore Tael, Taiwan Tael, Momme, Tical, Baht, Mesghal, Tola, Custom						
Operating Modes		Counting, Weighing, Dynamic Weighing, Checkweighing, Percent Weighing, Totalization, Display Hold, Density Determination, Formulation						
Repeatability		1 mg			0.001 g			
Linearity		0.2 mg			0.002 mg			
Operating Temperature		10° C to 30° C (50° F to 86° F)						
Pan Size		3.5 in (90 mm)			5.1 in (130 mm)		6.9 x 7.7 in (175 x 195 mm)	
Dimensions Base Housing		(W x D x H) 13.93 x 13.39 x 9.05 in (354 x 340 x 230 mm)					(W x D x H) 13.93 x 3.94 x 9.05 in (354 x 100 x 230 mm)	
Weight (Approx.)		17.2 lb (7.8 kg)			12.8 lb (5.8 kg)		14.4 lb (6.5 kg)	
Calibration Weight (g)		100	200	300	200	400	500	600
Power		100 - 240 VAC, 0.3A, 50-60 HZ AC adapter						
Warranty		Two-year Limited Warranty						

* NTEP Certified models have reduced resolution

^Weighing Chamber

Specifications

	AX2202	AX4202	AX5202	AX4201	AX8201
Part Number	164637	164639	164641	164642	164643
List Price	\$2,179.00	\$2,542.00	\$2,850.00	\$1,584.00	\$1,810.00
NTEP Part Number	164638	164640	N/A	N/A	164644
NTEP List Price	\$1,968.00	\$2,332.00	N/A	N/A	\$1,528.00
Capacity (g)	2,200 g	4,200 g	5,200 g	4,200 g	8,200 g
Resolution (g)	0.01 g	0.01 g	0.01 g	0.1 g	0.1 g
NTEP Certified Class	II (0.1 g)	II (0.1 g)	-	-	II (1 g)
Weighing Modes	Gram, Kilogram, Ounce, Pound, Carat, Pennyweight, Troy Ounce, Grain, Newton, Hong Kong Tael, Singapore Tael, Taiwan Tael, Momme, Tical, Baht, Mesghal, Tola, Custom				
Operating Modes	Weighing, Dynamic Weighing, Checkweighing, Percent Weighing, Totalization, Display Hold, Density Determination, Formulation				
Repeatability	0.01 g			0.1 g	0.1 g
Linearity	0.002 mg			0.02 mg	0.02 mg
Operating Temperature	10° C to 30° C (50° F to 86° F)				
Pan Size	175 x 195 mm (6.9 x 7.7 in)				
Dimensions Base Housing	(W x D x H) 13.93 x 3.94 x 9.05 in (354 x 100 x 230 mm)				
Weight (Approx.)	14.4 lb (6.5 kg)				12.6 lb (5.7 kg)
Calibration Weight (g)	2,000	4,000	5,000	4,000	8,000
Power	100-240 VAC, 0.3A, 50-60 HZ AC adapter				
Warranty	Two-year Limited Warranty				

* NTEP Certified models have reduced resolution

Part Number/Price

Part #	Model #	Description	Price
164622	AX124	120 g x 0.0001 g	\$3,362.00
164623	AX224	220 g x 0.0001 g	\$3,696.00
164624	AX224 N	220 g x 0.001 g	\$3,962.00
164625	AX324	320 g x 0.0001 g	\$4,244.00
164626	AX223	320 g x 0.001 g	\$2,009.00
164627	AX223 N/E	220 g x 0.001 g	\$1,804.00
164628	AX423	420 g x 0.001 g	\$2,353.00
164629	AX423 N/E	420 g x 0.01 g	\$2,102.00
164630	AX523	520 g x 0.001 g	\$2,645.00
164632	AX523 N/E	520 g x 0.01 g	\$2,440.00
164633	AX622	620 g x 0.001 g	\$1,661.00
164634	AX622 N/E	620 g x 0.01 g	\$1,374.00
164635	AX1502	1,520 g x 0.01 g	\$1,948.00
164636	AX1502 N/E	1,520 g x 0.1 g	\$1,743.00
164637	AX2202	2,200 g x 0.01 g	\$2,179.00
164638	AX2202 N/E	2,200 g x 0.1 g	\$1,968.00
164639	AX4202	4,200 g x 0.01 g	\$2,542.00
164640	AX4202 N/E	4,200 g x 0.1 g	\$2,332.00
164641	AX5202	5,200 g x 0.01 g	\$2,850.00
164642	AX4201	4,200 g x 0.1 g	\$1,584.00
164643	AX8201	8,200 g x 0.1 g	\$1,810.00
164644	AX8201 N/E	8,200 g x 1 g	\$1,528.00

Options/Accessories

Part #	Model #	Description	Price
67422	80253384	Density determination kit	\$656.00
156809	AK87421-1-R	USB cable, Type A to B	\$50.00
67423	80850043	Security device (laptop lock)	\$195.00
77712	80500524	25-pin RS-232 cable (PC)	\$176.00
70406	80500525	Nine-pin RS-232 cable (PC)	\$176.00



MB120

APPROVALS**Standard Features**

- Fast halogen heating element provides uniform infrared heating and durability for extended use
- Superior weighing performance with readability up to 0.001 g, 0.01% moisture
- Powerful software for simple operation
- Large, backlit liquid crystal display (LCD) for easy viewing (MB23, MB27)
- Bright, easy-to-read touchscreen display (MB90, MB120)
- GLP/GMP compliant format when printed results are required
- RS-232 port for easy communication with printer or computer
- Multi-language display text (English, Spanish, French)

Specifications

	MB23	MB27	MB90	MB120
Part #	109522	178254	178255	178256
List Price	\$2,819.00	\$2,870.00	\$3,793.00	\$4,818.00
Capacity	110 g	90 g	90 g	120 g
Resolution	0.01 g	0.001 g	0.001 g	0.001 g
Repeatability	3 g sample-0.3%; 10 g sample-0.1%	3 g sample-0.2%; 10 g sample-0.05%	3 g sample-0.18%; 10 g sample-0.02%	3 g sample-0.05%; 10 g sample-0.015%
Moisture Range	0.1% to 100%	0.05% to 100%	0.01% to 100%	0.01% to 100% (0.01% to 100% for regain mode)
Heater Type	Infrared (no glass)	Halogen		
Timer	1-99 minutes, 30 second increments to 60 min		1-120 min in 30 second to 60 min increments, 1 min increments from 60-120 min	1-120 min in 10 second increments
Temperature Settings	50° C to 160° C x 5° C (increments)		40° C to 200° C x 1° C	40° C to 230° C x 1° C
Operating Temperature	41° F to 104° F (5° C to 40° C)		50° F to 104° F (10° C to 40° C)	
Pan Size	Ø 9 cm (3.5 in)			
Dimensions	(W x D x H) 7.5 x 6.0 x 14 in (191 x 152 x 356 mm)	(W x D x H) 6.5 x 5 x 11 in (165 x 127 x 279 mm)	(W x D x H) 8.3 x 7.7 x 14 in (211 x 196 x 356 mm)	
Est. Ship Weight	14 lb (6.3 kg)			
Power	120V AC Adapter			
Warranty	Two-year Limited Warranty			
Return Policy	OHAUS Standard Policy - restock fee may apply			

Part Number/Price

Part #	Model #	Description	Price
109522	MB23	110 g x 0.01 g (0.1% IR)	\$2,819.00
178254	MB27	90 g x 0.001 g (0.05% Halogen heat)	\$2,870.00
178255	MB90	90 g x 0.001 g (0.02% Halogen heat)	\$3,793.00
178256	MB120	120 g x 0.001 g (0.015% Halogen heat)	\$4,818.00

Options/Accessories

Part #	Model #	Description	Price
70401	11113857	Temperature calibration kit	\$530.00
70402	80850087	Pads, glass fiber, 200/box	\$93.00
70403	80850086	Sample pans, 80/box, 90 mm diameter	\$59.00
70404	80850088	Reusable sample pans, 3/box	\$184.00
70405	80850085	In-use cover	\$71.00
70406	80500525	Cable, nine-pin serial extension	\$176.00
67423	470004-010	Security device	\$195.00
67413	SW12W	WinWedge® TAL Software	\$482.00
70860	11113873	Sample pan handler (MB-35 only)	\$129.00
104770	—	Paper for PN 104767	\$17.00
104771	—	Ribbon for PN 104767	\$50.00



SPX Round Pan



STX Rectangular Pan

Standard Features

- ABS housing and stainless steel pan
- Display type (SPX): backlit LCD, six-digit, seven-segment with white LED backlight
- Display type (STX): full-color touchscreen WQVGA graphic LCD
- Battery or AC operation (AC adaptor included)

Specifications

LCD Model	SPX123^	SPX223^	SPX222	SPX422	SPX622	SPX1202
Part#	171984	171985	171986	171987	171988	171989
List Price	\$656.00	\$734.00	\$481.00	\$674.00	\$788.00	\$899.00
Touchscreen Model	STX123^	STX223^	STX222	STX422	STX622	STX1202
Part#	171996	171998	171999	172000	172001	172002
List Price	\$746.00	\$834.00	\$546.00	\$765.00	\$896.00	\$1,023.00
Capacity	120 g	220 g	220 g	420 g	620 g	1,200 g
Resolution	0.001 g	0.001 g	0.01 g	0.01 g	0.01 g	0.01 g
Unit of Measure	Gram, Kilogram, Carat, Newton, Ounce, Troy Ounce, Pennyweight, Pound, Pound/Ounce, Grain, Hong Kong Tael, Singapore Tael, Taiwan Tael, Tical, Tola, STX Models: Miligram and Customer Unit					
Operating Modes	Weighing, Parts Counting, Percent Weighing, Checkweighing, Totalization, Display Hold, Only available on STX models: Animal/Dynamic Weighing, Density Determination, Mole Weighing					
Repeatability	2d	2d	1d	1d	1d	2d
Linearity	0.003 g	0.001 g	0.01 g	0.01 g	0.01 g	0.01 g
Stabilization Time	1 second	1 second	1 second	1 second	1 second	1 second
Operating Temperature	50°F to 104°F / 10°C to 40°C; 10% to 85% at 31°C, decreasing linearly to 50% at 40°C (non-condensing)					
Typical Battery Life (STX)	7 hours					
Typical Battery Life (SPX)	80 hours		120 hours	80 hours		
Pan Size	Ø 3.7 in (93 mm)		Ø 4.7 in (120 mm)			6.7 x 5.5 in (170 x 140 mm)
Dimensions	(W x D x H) 8 x 8.7 x 4.1 in (202 x 222 x 103 mm)		(W x D x H) 8 x 8.8 x 2.1 in (202 x 224 x 54 mm)			
Weight (Approx.)	1 kg					
Est. Ship Weight	2.8 lb (1.24 kg)					
Calibration Weight	100 g	200 g	200 g	400 g	600 g	1,000 g
Power	Multi-range, multi-plug AC power or battery (uses 4-AA batteries not included)					
Warranty	One-year Limited Warranty					
Return Policy	Ohaus standard policy - restock fee may apply					

^Weighing Chamber

Specifications

LCD Model	SPX2202	SPX421	SPX621	SPX2201	SPX6201	SPX8200
Part#	171990	171991	171992	171993	171994	171995
List Price	\$1,012.00	\$266.00	\$393.00	\$495.00	\$816.00	\$411.00
Touchscreen Model	STX2202	STX421	STX621	STX2201	STX6201	STX8200
Part#	172003	172004	172005	172006	172007	172008
List Price	\$1,150.00	\$310.00	\$459.00	\$579.00	\$928.00	\$480.00
Capacity	2,200 g	420 g	620 g	2,200 g	6,200 g	8,200 g
Resolution	0.01 g	0.1 g	0.1 g	0.1 g	0.1 g	1 g
Unit of Measure	Gram, Kilogram, Carat, Newton, Ounce, Troy Ounce, Pennyweight, Pound, Pound/Ounce, Grain, Hong Kong Tael, Singapore Tael, Taiwan Tael, Tical, Tola, STX Models: Milligram and Customer Unit					
Operating Modes	Weighing, Parts Counting, Percent Weighing, Checkweighing, Totalization, Display Hold, Only available on STX models: Animal/Dynamic Weighing, Density Determination					
Repeatability	2d	1d	1d	1d	1d	1d
Linearity	0.01 g	0.1 g	0.1 g	0.1 g	0.2 g	1 g
Stabilization Time	1 second	1 second	1 second	1 second	1 second	1 second
Operating Temperature	50° F to 104° F / 10° C to 40° C; 10% to 85% at 31° C, decreasing linearly to 50% at 40° C (non-condensing)					
Typical Battery Life (STX)	7 hours					
Typical Battery Life (SPX)	80 hours	120 hours	120 hours	120 hours	80 hours	120 hours
Pan Size	6.7 x 5.5 in (170 x 140 mm)	Ø 4.7 in (120 mm)	6.7 x 5.5 in (170 x 140 mm)			
Dimensions	(W x D x H) 8 x 8.8 x 2.1 in (202 x 224 x 54 mm)					
Weight (Approx.)	1 kg					
Est. Ship Weight	2.8 lb (1.24 kg)					
Calibration Weight	2,000 g	400 g	600 g	2,000 g	6,000 g	8,000 g
Power	Multi-range, multi-plug AC power or battery (uses 4-AA batteries not included)					
Warranty	One-year Limited Warranty					
Return Policy	Ohaus standard policy - restock fee may apply					

Part Number/Price

Part #	Model #	Description	Price
171984	SPX123	120 g x 0.001 g	\$656.00
171985	SPX223	220 g x 0.001 g	\$734.00
171986	SPX222	220 g x 0.01 g	\$481.00
171987	SPX422	420 g x 0.01 g	\$674.00
171988	SPX622	620 g x 0.01 g	\$788.00
171989	SPX1202	1,200 g x 0.01 g	\$899.00
171990	SPX2202	2,200 g x 0.01 g	\$1,012.00
171991	SPX421	420 g x 0.1 g	\$266.00
171992	SPX621	620 g x 0.1 g	\$393.00
171993	SPX2201	2,200 g x 0.1 g	\$495.00
171994	SPX6201	6,200 g x 0.1 g	\$816.00
171995	SPX8200	8,200 g x 1 g	\$411.00
171996	STX123	120 g x 0.001 g	\$746.00
171998	STX223	220 g x 0.001 g	\$834.00
171999	STX222	220 g x 0.01 g	\$546.00
172000	STX422	420 g x 0.01 g	\$765.00
172001	STX622	620 g x 0.01 g	\$896.00
172002	STX1202	1,200 g x 0.01 g	\$1,023.00
172003	STX2202	2,200 g x 0.01 g	\$1,150.00
172004	STX421	420 g x 0.1 g	\$310.00
172005	STX621	620 g x 0.1 g	\$459.00
172006	STX2201	2,200 g x 0.1 g	\$579.00
172007	STX6201	6,200 g x 0.1 g	\$928.00
172008	STX8200	8,200 g x 1 g	\$480.00

Options/Accessories

Part #	Model #	Description	Price
67413	SW12W	WinWedge® TAL Software	\$482.00
104770	-	Paper for PN 104767	\$17.00
104771	-	Ribbon for PN 104767	\$50.00
181878	30330714	Power supply, US plug, 110/220 VAC	\$22.00

Capacity: 64-6,200g Readability: 0.001-0.1 g

Standard Features

- Automatic Zero Tracking (AZT)
- Integral LCD display
- AC/battery power
- Auto-off feature
- Programmable tare
- Transportation lock
- Menu/calibration lockout switch

APPROVALS



Measurement
Canada
Approved



SJX323N/E



SJX622N/E



SJX1502N/E and SJX6201N/E

Specifications

	SJX323N/E		SJX622N/E		SJX1502N/E		SJX6201N/E	
Part#	196652		196653		196654		196655	
List Price	\$656.00		\$820.00		\$954.00		\$846.00	
Approval	Legal for trade	Non-legal for trade	Legal for trade	Non-legal for trade	Legal for trade	Non-legal for trade	Legal for trade	Non-legal for trade
Capacity	64 g	64 g	620 g	620 g	1,500 g	1,500 g	6,200 g	6,200 g
Readability	0.001 g	0.001 g	0.1 g	0.01 g	0.01 g	0.01 g	1 g	0.1 g
Verification Interval e	0.01 g	—	0.1 g	—	0.1 g	—	1 g	—
Class	II	—	III	—	II	—	III	—
Draftshield	Yes		No					
Unit of Measure	Gram, Kilogram, Carat, Ounce, Troy Ounce, Pennyweight, Pound, Pound/Ounce, and Grain							
Operating Modes	Weighing, Parts Counting, Percent Weighing, Checkweighing, Totalization, Density Determination, Display Hold							
Typical Battery Life	80 hours							
Power Requirement	AC adapter (included) or 4 AA batteries (not included)							
Operating Temperature	Class II: 10° C to 30° C / 50° F to 86° F at 10% to 80% relative humidity, non-condensing Class III: 10° C to 40° C / 50° F to 104° F at 10% to 80% relative humidity, non-condensing							
Pan Size	Ø 3.7 in (Ø 93 mm)		Ø 4.7 in (Ø 120 mm)		6.7 x 5.5 in (170 x 140 mm)			
Dimensions	(W x D x H) 8 x 8.7 x 4.1 in (202 x 222 x 103 mm)		(W x D x H) 8 x 8.8 x 2.1 in (202 x 224 x 54 mm)					
Est. Ship Weight	3.3 lb (1.5 kg)							
Warranty	Two-year Limited Warranty							

^Weighing Chamber

Part Number/Price

Part#	Model#	Description	Price
196652	SJX323N/E	320 ct x 0.01 ct	\$656.00
196653	SJX622N/E	620 g x 0.1 g	\$820.00
196654	SJX1502N/E	1,500 g x 0.01 g	\$954.00
196655	SJX6201N/E	6,200 g x 1 g	\$846.00



Standard Features

- Superior RF protection
- Reliable, stable results
- CE listed and FCC Class B Part 15 operation
- Large, removable stainless steel weighing platform
- Low-profile design
- Standard AC adapter
- Easy operation
- Low-battery indicator
- Auto shut-off feature
- Overload protection
- Push-button calibration

Specifications

	CX221	CX621	CX1201	CX2200	CX5200	CX221P	CX2200P	CX5200P
Part#	195245	195246	195247	195248	195249	195250	195251	195252
List Price	\$159.00	\$164.00	\$174.00	\$159.00	\$188.00	\$171.00	\$171.00	\$188.00
Capacity	220 g	620 g	1,200 g	2,200 g	5,200 g	220 g	2,200 g	5,200 g
Resolution	0.1 g	0.1 g	0.1 g	1 g	1 g	0.1 g	1 g	1 g
Weighing Modes	Grams, Pound/Ounce and Newton			4 lb:6.55 oz x 0.05 oz	11 lb:0.4 oz x 0.1 oz	0 lb:7 oz x 0.01 oz	4 lb:13.6 oz x 0.05 oz	11 lb:7.42 oz x 0.05 oz
Repeatability	0.1 g	0.1 g	0.1 g	1 g	1 g	0.1 g	1 g	1 g
Linearity	±0.1 g	±0.1 g	±0.1 g	±1 g	±1 g	±0.1 g	±1 g	±1 g
Stabilization Time	1.5 seconds		2 seconds	1.5 seconds				
Operating Temperature	64° F to 77° F (18° C to 25° C)							
Pan Size	5 x 5.6 in (12.7 x 14.2 cm)							
Dimensions	(W x D x H) 5.3 x 7.9 x 1.6 in (13.5 x 20.1 x 4.1 cm)							
Weight (Approx.)	0.91 lb (0.47 kg)							
Power	3 AA alkaline batteries (included) or AC adapter (not included)							
Battery Life	1,000 hours							
Warranty	One-year Limited Warranty							
Return Policy	OHAUS Standard Policy - restock fee may apply							

Part Number/Price

Part#	Model #	Description	Price
195245	CX221	220 g x 0.1 g	\$159.00
195246	CX621	620 g x 0.1 g	\$164.00
195247	CX1201	1,200 g x 1 g	\$174.00
195248	CX2200	2,200 g x 1 g	\$159.00
195249	CX5200	5,200 g x 1 g	\$188.00
195250	CX221P	220 g x 0.1 g	\$171.00
195251	CX2200P	2,200 g x 1 g	\$171.00
195252	CX5200P	5,200 g x 1 g	\$188.00

Options/Accessories

Part#	Model #	Description	Price
195254	30467763	Carrying case	\$59.00
181878	30330714	US power adapter	\$22.00
195256	30333865	AU power adapter	\$23.00
195257	30333866	EU power adapter	\$23.00
195258	30333867	UK power adapter	\$23.00
70434	80850075	Bowl, 1,050 mL	\$49.00

Capacity: 220 g-5,200 g Readability: 0.1 g-1 g

Standard Features

- Basic weighing with simple 2-button keypad
- Superior RF protection
- Large weighing platform
- Stackable design with integrated shipping lock
- Low battery indicator
- Auto shut-off feature
- Mechanical and software overload protection
- External push-button calibration
- Battery (standard) or AC adapter (optional) operation



Specifications

	CR221	CR621	CR2200	CR5200
Part #	195265	195266	195267	195268
List Price	\$109.00	\$114.00	\$109.00	\$151.00
Capacity	220 g	620 g	2,200 g	5,200 g
Resolution	0.1 g	0.1 g	1 g	1 g
Weighing Modes	Grams, Pound/Ounces, Pennyweight, Troy Ounces			
Repeatability	0.1 g		1 g	1 g
Linearity	± 0.1 g		± 1 g	± 1 g
Stabilization Time	3 seconds			
Operating Temperature	65°F to 77°F (18°C to 25°C)			
Pan Size	5 x 5.2 in (12.7 x 13.2 cm)			
Dimensions	(W x D x H) 5.5 x 8.1 x 1.6 in (14 x 20.6 x 4.1 cm)			
Weight (Approx.)	0.875 lb (0.4 kg)			
Power	3 AA batteries (included) (AC adapter is optional)			
Battery Life	300 hours			
Warranty	One-year Limited Warranty			
Return Policy	OHAUS Standard Policy - restock fee may apply			

Part Number/Price

Part #	Model #	Description	Price
195265	CR221	220 g x 0.1 g	\$109.00
195266	CR621	620 g x 0.1 g	\$114.00
195267	CR2200	2,200 g x 1.0 g	\$109.00
195268	CR5200	5,200 g x 1.0 g	\$151.00

Options/Accessories

Part #	Model #	Description	Price
195269	30467987	Power adapter	\$35.00
195254	30467763	Carrying case	\$59.00
70434	80850075	Bowl, 1,050 mL	\$49.00



Standard Features

- Weighing modes: g (HH120D); g, oz, dwt, ozt (HH120, HH320)
- Large, 0.4 in (10.16 mm), high-contrast backlit liquid crystal display (LCD)
- Low-battery indicator
- Overload and underload indicators
- Auto shut-off
- Protective snap-on cover
- Rugged plastic construction
- HH120/320 Options:
- Push-button luminescent display and soft tactile feedback keypad with protective cover

HH120/320

Additional Features

- Push-button luminescent display and soft tactile feedback keypad with protective cover

Specifications

	HH120D	HH120	HH320
Part #	52541	64055	52540
List Price	\$179.00	\$213.00	\$265.00
Capacity	60 g/120 g	120 g	320 g
Resolution	0.1 g/0.2 g	0.1 g	0.1 g
Weighing Modes	-	Grams, Ounces, Pennyweight, Troy Ounces	
Maximum overload	150% of capacity		
Linearity	±0.1 g/±0.2 g	±0.1 g	±0.2 g
Stabilization Time	3 seconds		
Pan Size	3.25 x 3.2 in (82.55 x 76.2 mm)		
Dimensions	(W x D x H) 5.35 x 3.25 x 0.8 in (13.6 x 8.5 x 2 cm)		
Weight (Approx.)	0.34 lb (0.16 kg)		
Calibration	Factory set	Calibration with keypad	
Auto Shutoff	Two minutes no activity		
Power	Battery operated		
Warranty	One-year Limited Warranty		
Return Policy	OHAUS Standard Policy - restock fee may apply		

Part Number/Price

Part #	Model #	Description	Price
52541	HH120D	60 g/120 g x 0.1 g/0.2 g	\$179.00
64055	HH120	120 g x 0.1 g	\$213.00
52540	HH320	320 g x 0.1 g	\$265.00

Capacity: 100g-500g Readability: 0.01 g-0.1 g

Standard Features

- Smaller size than most pocket scales allows for a comfortable fit in your pocket
- Clamshell case designs and protects scale during transport
- Weighs in g, oz, ct and grain
- Bright blue backlit LCD display



Specifications

	YA102	YA302
Part#	103106	103107
List Price	\$106.00	\$91.00
Capacity	100g	300g
Resolution	0.01 g	0.05 g
Weighing Modes	Grams, Ounces, Carats and Grains	
Calibration	External	
Auto Shutoff	10 to 30 seconds	
Power	2 AAA batteries	
Warranty	One-year Limited Warranty	
Return Policy	OHAUS Standard Policy - restock fee may apply	

Part Number/Price

Part #	Model #	Description	Price
103106	YA102	100 g x 0.01 g	\$106.00
103107	YA302	300 g x 0.05 g	\$91.00

Options/Accessories

Part #	Model #	Description	Price
33455	5076-00	Aluminum scoop, 1.5 x 2 in (3.8 x 5.1 cm), weight 4 g	\$27.00
33454	4590-30	Black scoop, aluminum 4 x 3.5 in (10.2 x 8.9 cm), weight 24 g	\$33.00

Triple Beam

Mechanical Balance

Capacity: 610g-2,610g Readability: 0.1 g

Triple Beam Pro with
Attachment Weight

Standard Features

- Notched and tiered beams for easy reading
- Positive poise positioning for repeatability
- Magnetically damped
- Zero adjust compensator
- Choice of five weighing platforms: Stainless steel pan, polypropylene scoop, stainless steel scoop, aluminum animal box, stainless steel plate
- Optional tare beam vernier dial

Specifications

	710-00	710-T0	720-00	750-S0	760-00	720-S0
Part#	33350	33351	33352	33355	33357	33353
List Price	\$268.00	\$328.00	\$316.00	\$149.00	\$277.00	\$367.00
Capacity	610 g	610 g	610 g	610 g	610 g	610 g
Resolution	0.1 g	0.1 g	0.1 g	0.1 g	0.1 g	0.1 g
Tare Range	-	225 g	-	-	225 g	-
Pan Design	Stainless steel pan	Stainless steel pan with tare	Polypropylene scoop	Stainless steel plate	Stainless steel plate with tare	Stainless steel scoop
Pan Size	Ø 6 in (152.4 mm)		-	Ø 6 in (152.4 mm)		-
Dimensions	(W x D x H) 18 x 12 x 9 in (457.2 x 304.8 x 228.6 mm)					
Weight (Approx.)	8 lb					
Calibration	Front beam 10 x 0.1 g, Middle beam 500 x 100 g, Rear beam 100 x 10 g					
Warranty	Five-year Limited Warranty					
Return Policy	OHAUS Standard Policy - restock fee may apply					

Specifications

	730-00	1650-00*	1650-W0*	1610-00*	TP2611
Part #	33354	33361	33362	33360	103109
List Price	\$396.00	\$347.00	\$401.00	\$401.00	\$213.00
Capacity	610 g	610 g	2,610 g	610 g	2,610 g
Resolution	0.1 g	0.1 g	0.1 g	0.1 g	0.1 g
Tare Range	-	225 g	225 g	225 g	-
Pan Design	Aluminum weight boat	Stainless steel plate with tare			Stainless steel pan with rod and clamp
Pan Size	-	6 in (152.4 mm)			5.8 x 5.8 in (147.3 x 147.3 mm)
Dimensions	(W x D x H) 18 x 12 x 9 in (457.2 x 304.8 x 228.6 mm)				
Weight (Approx.)	8 lb (3.6 kg)				
Calibration	Front beam 10 g x 0.1 g, Middle beam 500 g x 100 g, Rear beam 100 g x 10 g				
Warranty	Five-year Limited Warranty				
Return Policy	OHAUS Standard Policy - restock fee may apply				

*Dial-O-Gram models

Part Number/Price

Part #	Model #	Description	Price
33350	710-00	610 g x 0.1 g	\$268.00
33351	710-T0	610 g x 0.1 g	\$328.00
33352	720-00	610 g x 0.1 g	\$316.00
33355	750-S0	610 g x 0.1 g	\$149.00
33357	760-00	610 g x 0.1 g	\$277.00
33353	720-S0	610 g x 0.1 g	\$367.00
33354	730-00	610 g/2,610 g x 0.1 g	\$396.00
33361	1650-00	610 g x 0.1 g	\$347.00
33362	1650-W0	2,610 g x 0.1 g	\$401.00
33360	1610-00	610 g x 0.1 g	\$401.00
103109	TP2611	2,610 g x 0.1 g	\$213.00

Options/Accessories

Part #	Model #	Description	Price
33417	183-00	Rod and clamp assembly	\$67.00
33446	703-00	Polypropylene scoop, 12 x 6 x 2.75 in (304 x 152 x 70 mm) footed and counterweighted for balance without tare	\$50.00
33447	703-S0	Stainless steel scoop, 12 x 6 x 2.75 in (304 x 152 x 70 mm) footed and counterweighted for balance without tare	\$118.00
33448	704-00	Polypropylene Maxi-Scoop®, 10 in (254 mm) dia. x 2.5 in (70 mm) deep with pouring spout and counterweight	\$53.00
33463	706-00	Vinyl dust cover	\$36.00
33414	707-00	Attachment weight set, metric	\$65.00

OHAUS

Harvard Trip Balance

Mechanical Beam

Capacity: 2,000 g Readability: 0.1 g



Standard Features

- Highly versatile, rugged, and accurate
- Two-pan design ideal for comparative weighing
- Built-in sliding masses
- Roberval principle
- Magnetic damping
- Comparative weighing

Specifications

	1450-SD	1550-SD	1560-SD
Part #	33364	33367	33368
List Price	\$360.00	\$386.00	\$404.00
Capacity	2,000 g	2,000 g	2,000 g
Resolution	0.1 g	0.1 g	0.1 g
Pan Design	Two pan design; stainless steel plate		
Pan Size	6 in (152 mm)		
Dimensions	(W x D x H) 25 x 18 x 22 in (160 x 240 x 140 mm)		
Calibration	Top beam 10 lb x 0.1 lb; Bottom beam 200 g x 10 g		
Warranty	Five-year Limited Warranty		
Return Policy	OHAUS Standard Policy - restock fee may apply		

Part Number/Price

Part #	Model #	Description	Price
33364	1450-SD	2,000 g x 0.1 g, single beam	\$360.00
33367	1550-SD	2,000 g x 0.1 g, two beam	\$386.00
33368	1560-SD	2,000 g x 0.1 g, two beam with tare	\$404.00

Options/Accessories

Part #	Model #	Description	Price
33461	106-00	Vinyl dust cover for Harvard Trip Balances	\$36.00
33417	183-00	Rod and clamp assembly for Triple Beam or Harvard Trip	\$67.00

Dial-O-Gram® and Cent-O-Gram®

Mechanical Balances

Capacity: 310g-311g Readability: 0.01g

Standard Features

- 0.01 g or 0.1 g sensitivity
- Equipped for specific gravity weighing
- Four-tiered notched beams
- Easy-to-read vernier dial on model 310
- See-through poise on model 311
- High precision and remarkable value
- Three-point beam eliminates need for level adjustment
- Quick-zeroing with zero adjust knob

**Specifications**

	310-00	311-00
Part#	33371	33370
List Price	\$389.00	\$321.00
Capacity	310 g	311 g
Resolution	0.01 g	0.01 g
Operating Mode	Dial	Poise
Pan Size	6 in (152.4 mm)	
Platform	Stainless steel (removable) 3.5 x 0.5 in (88.9 x 12.7 mm)	
Calibrations	Front beam-225 g tare; middle beam-500 g x 100 g; rear beam-100 g x 10 g; dial-10 g x 0.1 g	
Weight (Approx.)	5 lb (2.3 kg)	
Warranty	Five-year Limited Warranty	
Return Policy	OHAUS Standard Policy - restock fee may apply	

Part Number/Price

Part #	Model #	Description	Price
33371	310-00	310 g x 0.01 g	\$389.00
33370	311-00	311 g x 0.01 g	\$321.00

Options/Accessories

Part #	Model #	Description	Price
33420	76912-01	Test tube kit	\$36.00
33462	110-00	Vinyl dust cover	\$36.00
Additional OHAUS Mechanical Balance Accessories			
33414	707-00	Metric attachment mass set	\$65.00
33450	1101-20	Polypropylene scoop, 12 in x 6 in 2.75 in (304 x 152 x 70 mm) footed, tare 125 g	\$36.00
33451	3369-10	Polypropylene Maxi-Scoop®, 10 in (254 mm) dia. x 2.5 in (63 mm) D with pouring spout	\$37.00
33454	4590-30	Black scoop, aluminum, 4 in x 3.5 in (102 x 89 mm)	\$33.00
33455	5076-00	Aluminum scoop, 1.5 in x 2 in (38 x 51 mm)	\$27.00

OHAUS

Field Test Scale

Mechanical Balance

Capacity: 16 kg, 36 lb Readability: 5 g-0.01 lb

**Standard Features**

- Affordable compact industrial scale
- Large, stabilized pan can hold oversized samples without tipping
- Readings up to 500 g are taken from a single sliding-weight beam, while a set of slotted weights, stored in the base, can extend the capacity up to 36 lb

Specifications

	2400-11	2400-12
Part #	33379	33380
List Price	\$1,392.00	\$1,442.00
Capacity	16 kg	36 lb
Resolution	5 g	0.01 lb
Operating Mode	Poise	Poise
Platform	11 in (27.9 cm)	
Calibrations	Bottom beam-500 g x 5 g; top beam-1 lb x 0.01 lb	
Weight (Approximate)	12 lb (5.4 kg)	
Warranty	Five-year Limited Warranty	
Return Policy	OHAUS Standard Policy - restock fee may apply	

Part Number/Price

Part #	Model #	Description	Price
33379	2400-11	16 kg x 5 g	\$1,392.00
33380	2400-12	36 lb x 0.01 lb	\$1,442.00

Heavy Duty Solution

Mechanical Balance

Capacity: 20 kg Readability: 1 g

Standard Features

- Sets an industry standard for precision in high-capacity weighing
- Durable enough to resist corrosion
- Sensitive enough to weigh with a feather's touch
- Large stainless steel platform
- Lockable tare for containers up to 2,270 g
- Self-aligning bearings assure a long, maintenance-free life



Specifications

1119-D0	
Part#	33378
List Price	\$2,262.00
Capacity	20 kg
Resolution	1 g
Operating Mode	Poise
Pan Size	-
Platform	11 in (27.9 cm)
Calibrations	Front beam-100 g x 1 g; rear beam-1000 g x 100 g
Weight (Approx.)	12 lb
Warranty	Five-year Limited Warranty
Return Policy	OHAUS Standard Policy - restock fee may apply

Options/Accessories

Part#	Model#	Description	Price
33378	1119-D0	20 kg x 1 g	\$2,262.00



APPROVALS



Measurement
Canada
Approved

Standard Features

- Designed for food service and other industrial applications with a focus on speed, durability and cleanliness
- All stainless steel, high-quality formed construction for sanitary cleaning and durability
- Checkweighing function for food packaging and preparation
- Internal rechargeable battery assures excellent portability
- Stainless steel housing and pan with non-slip rubber feet
- Checkweighing mode with 3-LED indicator and audible alarm
- Bright backlit LCD display
- Stable weight display within 2 seconds
- Multiple weighing units: lb, decimal/fractional oz, kg, g and lb
- AC power or internal rechargeable lead acid battery
- NSF-certified, USDA-AMS accepted, supports HACCP compliance
- EC/OIML type approved

Note: NTEP Certified and Measurement Canada 3000e approved resolution is specific only to model without the "H" suffix. Units ship in non-NTEP Certified resolution

Specifications

		FD3H	FD3	FD6H	FD6	FD15H	FD15
Part#		102774	-	102775	-	102776	-
List Price		\$897.00	-	\$897.00	-	\$897.00	-
NTEP	Part#	-	87824	-	87825	-	87826
	List Price	-	\$800.00	-	\$800.00	-	\$800.00
Approvals		NSF listed/Certified to NSF C-2, UL C-US listed, NTEP CC 05-072 Class III, Measurement Canada AM-5582					
Capacity		6 lb	6 lb	15 lb	15 lb	30 lb	30 lb
Resolution		0.0002 lb	0.002 lb	0.001 lb	0.005 lb	0.001 lb	0.01 lb
Overload capacity		150%					
Operating Modes		Weighing, Checkweighing					
Repeatability		0.2 g		0.4 g		2 g	
Linearity		±0.2 g		±0.4 g		±0.2 g	
Stabilization Time		< 2 seconds					
Operating Temperature		14° F to 104° F (-10° C to 40° C) 10% to 85% relative humidity, non-condensing					
Environmental		IP43					
Pan Size		8.2 x 8.2 in (209 x 209 mm)					
Dimensions		(W x D x H) 9 x 12 x 2.8 in (300 x 223 x 71 mm)					
Weight (Approx.)		8 lb (3.6 kg)					
Est. Ship Weight		11 lb (5 kg)					
Power		120V AC adapter, 9V DC 0.5A 50/60 Hz (Other adapters available by special request)					
Battery life		Maximum 120 hours					
Warranty		One-year Limited Warranty					
Return Policy		OHAUS Standard Policy - restock fee may apply					
UNIT OF MEASURE	Kilogram	3 x 0.0001 kg	3 x 0.001 kg	6 x 0.0002 kg	6 x 0.002 kg	15 x 0.005 kg	15 x 0.005 kg
	Grams	3,000 x .1 g	3,000 x 1 g	6,000 x 0.2 g	6,000 x 2 g	-	15,000 x 5 g
	Ounce	96 oz x 0.005 oz; 96 oz x 1/4 oz	96 oz x 0.05 oz or 1/4 oz	240 oz x 0.01 oz; 240 oz x 1/4 oz	240 oz x 0.1 oz or 1/4 oz	480 oz x 0.02 oz or 1/4 oz	480 oz x 0.2 oz or 1/4 oz
	Pound x Ounce	6 lb 0 oz x 1/4 oz; 6 lb 0 oz x 0.1 oz	-	15 lb 0 oz x 0.1 oz; 15 lb 0 oz x 1/4 oz	-	30 lb 0 oz x 0.1 oz or 1/4 oz	-

Part Number/Price

Part #	Model #	Description	Price
102774	FD3H	6 lb x 0.0002 lb	\$897.00
87824	FD3 (NTEP)	6 lb x 0.002 lb	\$800.00
102775	FD6H	15 lb x 0.001 lb	\$897.00
87825	FD6 (NTEP)	15 lb x 0.005 lb	\$800.00
102776	FD15H	30 lb x 0.001 lb	\$897.00
87826	FD15 (NTEP)	30 lb x 0.01 lb	\$800.00

Options/Accessories

Part #	Model #	Description	Price
103118	80251394	Hard shell carrying case for FD	\$109.00
103116	80251141	Flat pan for FD or Valor 5000	\$55.00
103117	80251140	In-use cover for FD or Valor 5000	\$37.00
33451	3369-10	Polypropylene Maxi-Scoop™ 10 dia x 2.5 in deep (25.4 dia x 6.4 cm deep) with pouring spout, weight 145 g	\$37.00
97250	80250400	Stainless steel scoop 11.9 x 7.4 x 1.7 in (30 x 18.7 x 4.3 cm)	\$62.00
100292	80250954	Stainless steel scoop 17.2 x 11 x 3.4 in (44 x 28 x 8.5 cm)	\$82.00
98020	80500435	AC Adapter	\$60.00



Standard Features

- Touchless IR (infrared) sensors minimize keypad use
- Program IR sensor to control zero, print tare, backlight and power functions
- Backlit 0.8 in LCD display for high visibility
- Illuminated level indicator at start-up
- Integrated transportation and calibration lock switch
- Hygienic design for easy cleanup in food, laboratory and industrial applications
- IP43 rating
- Impact-resistant ABS plastic housing with polished stainless steel spill-resistant pan
- Non-skid leveling feet
- Internal rechargeable battery

Specifications

	NVT2201	NVT4201	NVT6200	NVT12000	NVT22000
Part Number	194607	194608	194609	194610	194611
List Price	\$372.00	\$465.00	\$460.00	\$495.00	\$595.00
Capacity	2,200 g	4,200 g	6,200 g	12,000 g	22,000 g
Resolution	0.1 g	0.1 g	1 g	1 g	1 g
Weighing Modes	Pound, Ounce, Pound/Ounce, Kilogram, Gram, Troy Ounce, Grain, Newton, Carat, Pennyweight, Tael (Hong Kong, Taiwan, Singapore), Tical, Tola				
Operating Modes	Weighing, Percent, Parts Counting, Checkweighing, Display Hold, Accumulation/Totalization				
Linearity	0.1 g/±0.2 g	0.1 g/±0.2 g	1 g/±2 g	1 g/±2 g	1 g/±2 g
Stabilization Time	1 second (NVT4201=1.5 seconds)				
Operating Temperature	50° F to 104° F (10° C to 40° C) at 20%-85% RH				
Pan Size	9.1 x 6.9 in (230 x 174 mm)				
Dimensions	(W x D x H) 9.5 x 9.8 x 2.9 in (240 x 250 x 74 mm)				
Weight (Approx.)	3.3 lb (1.5 kg)				
Est. Shipping Weight	5.1 lb (2.3 kg)				
Ext. Cal. Mass (optional)	2 lb (1 kg)	5 lb (2 kg)	10 lb (5 kg)	10 lb (5 kg)	20 lb (10 kg)
Power	12 VDC 0.42A AC adapter, 100-240V, four C-batteries (not included)				
Warranty	One-year Limited Warranty				
Return Policy	OHAUS Standard Policy - restock fee may apply				

Part Number/Price

Part #	Model #	Description	Price
194607	NVT2201	2,200 g x 0.1 g	\$372.00
194608	NVT4201	4,200 g x 0.1 g	\$465.00
194609	NVT6200	6,200 g x 1 g	\$460.00
194610	NVT12000	12,000 g x 1 g	\$495.00
194611	NVT22000	22,000 g x 1 g	\$595.00

Options/Accessories

Part #	Model #	Description	Price
118779	83032107	RS-232 interface kit, Navigator series	\$151.00
118780	83032108	USB interface kit	\$151.00
118781	83032109	Ethernet interface kit	\$151.00
194616	30467963	Carrying case	\$105.00
194615	30467987	Universal AC adapter	\$69.00

Capacity: 1.5kg-30 kg Readability: 0.00005 kg-0.001 kg

Standard Features

- Touchless sensors
- Backlit dual LCD display
- Illuminated up-front level indicator
- Internal rechargeable battery
- ABS plastic housing
- Skid-resistant leveling feet
- Menu lock switch
- Multiple application modes
- RS-232 standard
- Fast stabilizing time

APPROVALS



Specifications

	V71P1502T	V71P3T	V71P6T	V71P15T	V71P30T
Part#	157316	157317	157318	157319	157320
List Price	\$651.00	\$651.00	\$651.00	\$651.00	\$651.00
Capacity	1.5 kg	3 kg	6 kg	15 kg	30 kg
Resolution	0.00005 kg	0.0001 kg	0.0002 kg	0.0005 kg	0.001 kg
Weighing Modes	Weighing, Percent, Checkweighing, Accumulation				
Units of Measures	Pound, Ounce, Kilogram, Gram				
Pounds	3 lb x 0.0001 lb	6 lb x 0.0002 lb	15 lb x 0.0005 lb	30 lb x 0.001 lb	60 lb x 0.002 lb
Grams	1,500 g x 0.05 g	3,000 g x 0.1 g	6,000 g x 0.2 g	15,000 g x 0.5 g	30,000 g x 1 g
Ounces	48 oz x 0.002 oz	96 oz x 0.005 oz	240 oz x 0.01 oz	480 oz x 0.02 oz	960 oz x 0.05 oz
NTEP Resolution	3 lb x 0.001 lb	6 lb x 0.002 lb	15 lb x 0.005 lb	30 lb x 0.01 lb	60 lb x 0.02 lb
Operating Temperature	14° F to 104° F/-10° C to 40° C				
Pan Size	11.8 x 8.9 in (300 x 225 mm)				
Dimensions	(W x D x H) 12.2 x 12.9 x 4.6 in (311 x 327 x 117 mm)				
Weight (Approx.)	9.2 lb (4.2 kg)				
Power	100-240V, internal rechargeable battery 210-hr operation with 12-hr full charge				
Approvals	NTEP CC 13-022				
Warranty	One-year Limited Warranty				
Return Policy	OHAUS Standard Policy - restock fee may apply				

Part Number/Price

Part #	Model #	Description	Price
157316	V71P15025	1.5 kg x 0.00005 kg	\$651.00
157317	V71P3T	3 kg x 0.0001 kg	\$651.00
157318	V71P6T	6 kg x 0.0002 kg	\$651.00
157319	V71P15T	15 kg x 0.0005 kg	\$651.00
157320	V71P30T	30 kg x 0.001 kg	\$651.00

Options/Accessories

Part #	Model #	Description	Price
154638	30037447	Ethernet kit	\$139.00



Standard Features

- Full 304 stainless steel housing with chemical resistant keypad
- Removable stainless steel weighing pan
- USDA approved
- Supports HACCP
- Resolutions up to 20,000d
- SmarText™ user interface
- Standard AC power adaptor
- Bright backlit LCD display
- Convenient up-front level device
- NSF listed
- NTEP CC 08-008 models available by special order

Specifications

	V31XH202	V31XH402	V31X501	V31XH2	V31X3	V31XH4	V31X6
Part#	100283	117790	117789	100284	100285	117792	100286
List Price	\$708.00	\$969.00	\$518.00	\$708.00	\$467.00	\$969.00	\$467.00
Capacity	200 g	400 g	500 g	2 kg	3 kg	4 kg	6 kg
Resolution	0.01 g	0.01 g	0.1 g	0.1 g	1 g	0.1 g	1 g
Weighing Modes	Pounds, Decimal or fractional Ounces, Pound:Ounce, Fluid Ounce (of water), Kilogram, Gram						
Operating Modes	Weighing, Percent Weighing, Combined Zero/Tare, Specific Gravity						
Protection rating	Non-washdown models						
Stabilization Time	<3 seconds						
Operating Temperature	32° F to 104° F (0° C to 40° C)						
Pan Size (W x D)	4.7 in (120 mm)			5.8 x 6.2 in (146 x 158 mm)			
Dimensions	(W x D x H) 8.5 x 7.3 x 3 in (218 x 186 x 72 mm)						
Weight (Approx.)	2.6 lb (1.2 kg)			2.9 lb (1.3 kg)			
Est. Ship Weight	10 lb (4.8 kg)						
Calibration	Digital external calibration						
Power	120V AC adapter (9V DC, 0.5A), four 1.5 Volt C batteries (not included)						
Battery life	50 hours with alkaline cells			120 hours with alkaline cells			
Warranty	One-year Limited Warranty						
Return Policy	OHAUS Standard Policy - restock fee may apply						

Part Number/Price

Part#	Model#	Description	Price
100283	V31XH202	200 g x 0.01 g	\$708.00
117790	V31XH402	400 g x 0.01 g	\$969.00
117789	V31X501	500 g x 0.1 g	\$518.00
100284	V31XH2	2 kg x 0.1 g	\$708.00
100285	V31X3	3 kg x 1 g	\$467.00
117792	V31XH4	4 kg x 0.1 g	\$969.00
100286	V31X6	6 kg x 1 g	\$467.00

Options/Accessories

Part#	Model#	Description	Price
103119	80251216	Hardshell carrying case for FD and Valor	\$118.00
102756	80251147	Sandwich pan, 11 x 5.9 in (280 x 150 mm) for Valor Xtreme	\$76.00
102757	80251148	French fries holder pan for Valor 3000 Xtreme	\$76.00
102758	80251149	Ice cream cone holder for Valor 3000 Xtreme	\$76.00
33451	3369-10	Polypropylene Maxi-Scoop™ 10 dia x 2.5 in deep (25.4 dia x 6.4 cm deep) with pouring spout, weight 145 g	\$37.00
100292	80250954	Stainless steel scoop 17.2 x 11 x 3.4 in (44 x 28 x 8.5 cm)	\$82.00
97250	80250400	Stainless steel scoop 11.9 x 7.4 x 1.7 in (30 x 18.7 x 4.3 cm)	\$62.00

Capacity: 300 g-6 kg Readability: 0.01 g-1 g

Standard Features

- Full 304 stainless steel housing with chemical resistant keypad
- Removable stainless steel weighing pan
- USDA approved
- Supports HACCP
- IP65
- NTEP CC 08-008 models available



Specifications

	V31XW301	V31XW3	V31XW6
Part#	100287	-	-
List Price	\$554.00	-	-
NTEP Part#	-	100288	100289
NTEP List Price	-	\$554.00	\$554.00
Capacity	300 g	3 kg	6 kg
Resolution	0.1 g	1 g	2 g
Weighing Modes	Pounds, Decimal or Fractional Ounces, Pound/Ounce, Fluid oz (of water), Kilogram, Gram		
Operating Modes	Weighing, Percent Weighing, Combined Zero/Tare, Specific Gravity		
Protection Rating	IP65		
Stabilization Time	<3 seconds		
Operating Temperature	32° F to 104° F (0° C to 40° C)		
Pan Size (W x D)	5.8 x 6.2 in (146 x 158 mm)		
Dimensions	(W x D x H) 8.5 x 7.3 x 3 in (218 x 186 x 72 mm)		
Weight (Approx.)	2.9 lb (1.3 kg)		
Est. Ship Weight	10 lb (4.8 kg)		
Calibration	Digital external calibration		
Power	120V AC adapter (9V DC, 0.5A), four 1.5 Volt C batteries (not included)		
Battery Life	50 hours with alkaline cells		120 hours with alkaline cells
Warranty	One-year Limited Warranty		
Return Policy	OHAUS Standard Policy - restock fee may apply		

Part Number/Price

Part #	Model #	Description	Price
100287	V31XW301	300 g x 0.1 g	\$554.00
100288	V31XW3	3 kg x 1 g	\$554.00
100289	V31XW6	6 kg x 2 g	\$554.00

Options/Accessories

Part #	Model #	Description	Price
103119	80251216	Hardshell carrying case for FD and Valor	\$118.00
102756	80251147	Sandwich pan, 11 in x 5.9 in (280 x 150 mm) for Valor Xtreme	\$76.00
102757	80251148	French fries holder pan for Valor 3000 Xtreme	\$76.00
102758	80251149	Ice cream cone holder for Valor 3000 Xtreme	\$76.00
33451	3369-10	Polypropylene Maxi-Scoop™ 10 dia x 2.5 in deep (25.4 cm dia x 6.4 cm deep) with pouring spout, weight 145 g	\$37.00
100292	80250954	Stainless steel scoop 17.2 x 11 x 3.4 in (44 x 28 x 8.5 cm)	\$82.00
97250	80250400	Stainless steel scoop 11.9 x 7.4 x 1.7 in (30 x 18.7 x 4.3 cm)	\$62.00
Consult	46001803	AC adapter	\$41.00
156235	46001780	International plug set	\$17.00



APPROVALS

**Standard Features**

- IPX8 protection rating
- Front and rear dual display, 0.8 in (20.5 mm)
- Removable stainless steel platform cover
- Fast 0.5 second stabilization time
- SmarText™ interface
- Knife-proof keypad
- AC adapter and battery included

Specifications

	V22XWE3T	V22XWE6T	V22XWE15T
Part#	102771	102772	102773
List Price	\$518.00	\$518.00	\$518.00
Capacity	3 kg	6 kg	15 kg
Resolution	0.5 g	1 g	2 g
Weigh Units	Kilograms, Pounds, Grams, Ounces, Pound and Ounce		
Operating Modes	Weigh, Checkweigh		
Construction	Stainless steel housing and platform		
Protection Rating	IPX8		
Safe Overload	150% of capacity		
Stabilization Time	<1 second		
Operating Temperature	14° F to 104° F (-10° C to 40° C)		
Pan Size	7.5x 9.5 in (242 x 190 mm)		
Dimensions	(W x D x H) 10.1 x 11.3 x 4.9 in (256 x 288 x 124 mm)		
Weight (Approx.)	8.6 lb (3.9 kg)		
Calibration	Digital external calibration		
Power	Universal AC adapter, 12VDC 0.7A internal rechargeable lead acid battery		
Battery Life	50 hours with 1 hour recharge time		
Warranty	One-year Limited Warranty		
Return Policy	OHAUS Standard Policy - restock fee may apply		

^Weighing Chamber

Part Number/Price

Part #	Model #	Description	Price
102771	V22XWE3T	3 kg x 0.5 g	\$518.00
102772	V22XWE6T	6 kg x 1 g	\$518.00
102773	V22XWE15T	15 kg x 2 g	\$518.00

Options/Accessories

Part #	Model #	Description	Price
33451	3369-10	Polypropylene Maxi-Scoop™ 10 dia x 2.5 in deep (25.4 dia x 6.4 cm deep) with pouring spout, weight 145 g	\$37.00
97250	80250400	Stainless steel scoop 11.9 x 7.4 x 1.7 in (30 x 18.7 x 4.3 cm)	\$62.00
100292	80250954	Stainless steel scoop 17.2 x 11 x 3.4 in (44 x 28 x 8.5 cm)	\$82.00
156237	46001812	Universal AC adapter	\$53.00
156235	46001780	Universal plug set	\$17.00

Capacity: 3 kg-30 kg Readability: 0.001 g-0.005 g

Standard Features

- Removable stainless steel platform cover
- Mid-profile ABS plastic housing
- Front-mounted leveling device
- Long-lasting internal rechargeable battery (standard)
- Compact footprint
- Fast response time
- Easy to clean

APPROVALS



Compact Precision Scales

Specifications

	V11P3	V11P6	V11P15	V11P30
Part#	102767	102768	102769	102770
List Price	\$257.00	\$257.00	\$257.00	\$257.00
Capacity	3 kg	6 kg	15 kg	30 kg
Resolution	0.5 g	1 g	2 g	5 g
Decimal Ounce	105 oz x 0.02 oz	210 oz x 0.05 oz	520 oz x 0.1 oz	1058 oz x 0.5 oz
Decimal Pound	6.6 lb x 0.001 lb	13 lb x 0.002 lb	33 lb x 0.01 lb	66 lb x 0.02 lb
Grams	3,000 g x 0.5 g	6,000 g x 1 g	15,000 g x 2 g	30,000 g x 5 g
Operating Modes	Weigh, Accumulate, Checkweigh			
Construction	ABS plastic housing, stainless steel pan			
Stabilization Time	≤3 seconds			
Operating Temperature	32° F to 104° F (0° C to 40° C) at 10% to 95% relative humidity non-condensing, up to 2.5 miles/4,000 m above sea level			
Scale Overload	120% of capacity			
Pan Size (W x D)	9.9 x 7.1 in (250 x 180 mm)			
Dimensions	(W x D x H) 10 x 12 x 4.3 in (250 x 307 x 110 mm)			
Weight (Approx.)	7 lb (3.2 kg)			
Est. Ship Weight	8.8 lb (4.0 kg)			
Power	Universal AC adapter included (9V DC 500 mA); internal rechargeable sealed lead acid battery (included)			
Battery life	80/100 hours (with/without backlight on) with 12-hour recharge time			
Warranty	One-year Limited Warranty			
Return Policy	OHAUS Standard Policy - restock fee may apply			

Part Number/Price

Part #	Model #	Description	Price
102767	V11P3	3 kg x 0.5 g	\$257.00
102768	V11P6	6 kg x 1 g	\$257.00
102769	V11P15	15 kg x 2 g	\$257.00
102770	V11P30	30 kg x 5 g	\$257.00

^Weighing Chamber

Options/Accessories

Part #	Model #	Description	Price
33451	3369-10	Polypropylene Maxi-Scoop™ 10 dia x 2.5 in deep (25.4 dia x 6.4 cm deep) with pouring spout, weight 145 g	\$37.00
97250	80250400	Stainless steel scoop 11.9 x 7.4 x 1.7 in (30 x 18.7 x 4.3 cm)	\$62.00
100292	80250954	Stainless steel scoop 17.2 x 11 x 3.4 in (44 x 28 x 8.5 cm)	\$82.00
156237	46001812	AC adapter	\$53.00
156235	46001780	Universal plug set	\$17.00

NEW MODELS

SARTORIUS

Cubis® II

Ultra-Micro/Micro Balances

Capacity: 1.1 g-5.1 g Readability: 0.0001 mg-0.005 mg

Standard Features

- Modular design
- User configurable & custom designed to meet changing applications
- Meets advanced Pharma compliance including user/password management for security, audit trail function logs and integrated alibi memory
- RS-232 and USB communication
- Choice of display
- MCA - Large, high-end 7" color touch screen TFT display in 16:9 format
- MCE - State-of-the-art, TFT touchscreen operation
- -M/DH: Automatic glass draft shield
- -F: Manual stainless steel draft shield

Specifications

	2.7S-2S00-M	2.7S-2S00-F	6.6S-2S00-M	6.6S-2S00-F	3.6P-2S00-M	66S-000-DH	66P-000-DH	36S-000-DH	36P-000-DH
MCE*	Part# 195680	195683	195686	195689	195693	-	-	-	-
	List Price \$34,900.00	\$35,850.00	\$27,285.00	\$28,235.00	\$20,870.00	-	-	-	-
MCA**	Part# 195682	195685	195687	195690	195692	186390	186391	186392	186394
	List Price \$35,640.00	\$36,590.00	\$28,025.00	\$28,975.00	\$21,610.00	\$35,465.00	\$32,510.00	\$30,730.00	\$26,565.00
Capacity	2.1 g	2.1 g	6.1 g	6.1 g	1.1 g/2.1 g/3.1 g	61 g	12 g/61 g	31 g	6 g/31 g
Resolution	0.0001 mg	0.0001 mg	0.001 mg	0.001 mg	0.001 mg/ 0.002 mg/0.005 mg	0.001 mg	0.001 mg/0.01 mg	0.001 mg	0.001/0.01 mg
Weighing Modes	Grams, Kilograms, Carats, Pounds, Ounces, Troy Ounces, Hong Kong Tael, Singapore Tael, Grains, Pennyweights, Milligrams, Parts per Pound, Chinese Tael, Momme, Austrian Carats, Tola, Baht, Mesghal								
Operating Modes (*)	Counting, Checkweighing, Percent Weighing, Unit Toggle, Animal Weighing, Net Total, Formulation, Statistics, Calculation, Timer, Backweighing, Density Determination, Memory (300), Diameter Determination								
Repeatability	0.25 µg		0.001 mg		0.003/0.004/0.005 mg	0.0015 mg/ 0.004 mg	0.002 mg/0.010 mg	0.0015 mg/ 0.002 mg	0.0015 mg/ 0.008 mg
Linearity	0.9 µg		4 µg		4 µg	0.020 mg	0.020 mg	0.015 mg	0.015 mg
Stabilization Time	7 seconds		5 seconds		5 seconds	3.5 seconds	3.5 seconds	3.5 seconds	3.5 seconds
Operating Temperature	41° F to 104° F (5° C to 40° C)								
Weighing Chamber (DE)	2.75 in (70 mm) H	0.6 in (15 mm) H	2.75 in (70 mm) H	0.6 in (15 mm) H	2.75 in (70 mm) H	7.13 in (181 mm)	7.13 in (181 mm)	7.13 in (181 mm)	7.13 in (181 mm)
Pan Size	Ø 0.8 in (20 mm)	Ø 1.9 in (50 mm) dia	Ø 1.2 in (30 mm)	Ø 1.9 in (50 mm)	Ø 1.2 in (30 mm)	1.18 in/1.97 in (30 mm/50 mm)	1.18 in/1.97 in (30 mm/50 mm)	1.18 in (30 mm)	1.18 in (30 mm)
Dimensions	192 mm x 323 mm x 88 mm								
Weight (Approx.)	17 lb								
Est. Ship Weight	28 lb				40 lb				
Calibration Weight	2 g		5 g		3 g	50 g (E2)	50 g (E2)	20 g (E2)	20 g (E2)
Power	100 - 240V Power Supply								
Warranty	Two-year Limited Warranty								
Return Policy	Sartorius Standard Policy - restock fee may apply								

^Weighing Chamber

* MCE Large TFT Touchscreen and easy-to-use menu system

**MCA TFT color touchscreen, Ethernet and SD card reader
DF-SS manual draft shield for weighing filters

Part Number/Price

Part #	Model #	Description	Price
195680*	MCE2.7S-2S00-M	2.1 g x 0.0001 mg	\$34,900.00
195682**	MCA2.7S-2S00-M	2.1 g x 0.0001 mg	\$35,640.00
195683*	MCE2.7S-2S00-F	2.1 g x 0.0001 mg	\$35,850.00
195685**	MCA2.7S-2S00-F	2.1 g x 0.0001 mg	\$36,590.00
195686*	MCE6.6S-2S00-M	6.1 g x 0.001 mg	\$27,285.00
195687**	MCA6.6S-2S00-M	6.1 g x 0.001 mg	\$28,025.00
195689*	MCE6.6S-2S00-F	6.1 g x 0.001 mg	\$28,235.00
195690**	MCA6.6S-2S00-F	6.1 g x 0.001 mg	\$28,975.00
186390**	MSA66S-000-DH Cubis I	61 g x 0.001 mg	\$35,465.00
186391**	MSA66P-000-DH Cubis I	12 g/61 g x 0.001 mg/0.01 mg	\$32,510.00
186392**	MSA36S-000-DH Cubis I	31 g x 0.001 mg	\$30,730.00
186394**	MSA36P-000-DH Cubis I	6 g/31 g x 0.001 mg/0.01 mg	\$26,565.00
195693*	MCE3.6P-2S00-M	1.1 g/2.1 g/3.1 g x 0.001 mg/0.002 mg/0.005 mg	\$20,870.00
195692**	MCA3.6P-2S00-M	1.1 g/2.1 g/3.1 g x 0.001 mg/0.002 mg/0.005 mg	\$21,610.00

Options/Accessories

Part #	Model #	Description	Price
Consult	IB	Bluetooth® wireless interface (factory installed)	Consult
Consult	IP	Additional RS-232, 9-Pin connection with PS2 port (factory installed)	Consult
152036	-	Multi-range power supply, does not include line cord	\$107.00
156908	6900900	Power cord, 220V (EU)	\$43.00

*MCE Large TFT Touchscreen and easy-to-use menu system

**TFT color touchscreen, Ethernet and SD card reader

NEW MODELS

SARTORIUS

Cubis® II

Semi-Micro and Analytical Balances

Capacity: 60g-520g Readability: 0.01 mg-0.1 mg



Standard Features

- Modular design
- User configurable and custom designed to meet changing applications
- Meets advanced Pharma compliance including user/password management for security, audit trail function logs and integrated alibi memory
- RS-232 and USB communication
- Easy cleaning by removing glass doors
- Underweigh hook included
- Manual glass draft shield
- Choice of display
- MCA - Large, high-end, 7" color touchscreen TFT display in 16:9 format
- MCE - State-of-the-art, TFT touchscreen operation

Specifications

	225S	225P	125P	324S	224S	324P	124S	524S	524P	
MCE*	Part#	195694	195797	195798	195695	195696	195801	195697	195799	195800
	List Price	\$12,455.00	\$10,740.00	\$7,820.00	\$7,945.00	\$7,115.00	\$7,060.00	\$5,905.00	\$9,560.00	\$7,820.00
MCA**	Part#	195698	195802	195803	195700	195701	195805	195702	195699	195804
	List Price	\$13,195.00	\$11,480.00	\$8,560.00	\$8,685.00	\$7,855.00	\$7,800.00	\$6,645.00	\$10,300.00	\$8,560.00
Capacity	220 g	60/120/220 g	60/120 g	320 g	220 g	80/160/320 g	120 g	520 g	120/240/520 g	
Resolution	0.01 mg	0.01/0.02/0.05 mg	0.01/0.1 mg	0.1 mg	0.1 mg	0.1/0.2/0.5 mg	0.1 mg	0.1 mg	0.1/0.2/0.5 mg	
Weighing Modes	Grams, Kilograms, Carat, Pounds, Ounces, Troy Ounce, Tael Hong Kong, Tael Singapore, Tael Taiwan, Grain, Pennyweight, Milligram, Parts per Pound, Tael China, Mommies, Austrian Carat, Tola, Baht, Mesghal, Ton, Pound:Ounces, Newton, Micrograms									
Operating Modes	Mass Unit Conversion, SQ Min Function, ISO-Cal Function, Density Determination (Buoyancy method only with MSE), Calculation, Averaging, Formulation, Percent Weighing, Totalizing, Counting, Customized Identification, Statistics, Time Control Function, Second Tare Memory, Over/Under Checkweighing									
Repeatability	0.025 mg	0.015/0.04 mg	0.015/0.06 mg	0.1 mg	0.07 mg	0.1/0.2/0.4 mg	0.1 mg	0.1 mg	0.1/0.2/0.5 mg	
Linearity	0.1 mg	0.15 mg	0.15 mg	0.3 mg	0.2 mg	0.5 mg	0.2 mg	0.4 mg	0.5 mg	
Stabilization Time	2 seconds	2 seconds	2 seconds	1 seconds	1 seconds	1 seconds	1 seconds	1 seconds	1 seconds	
Operating Temperature	41°F to 104°F (5°C to 40°C)									
Weighing Chamber	(W x D x H) 8 x 8 x 10.2 in (205 x 205 x 261 mm)									
Pan Size(W x D)	3.3 x 3.3 in (85 x 85 mm)									
Dimensions	(W x D x H) 16 x 9.8 x 14.6 in (410 x 249 x 370.4 mm) (with manual draft shield)									
Weight (Approx.)	18 lb									
Est. Ship Weight	31.9 lb			29.7 lb						
Calibration Weight	200 g	200 g	100 g	300 g	200 g	300 g	100 g	500 g		
Power	120V AC adapter auto ranging									
Warranty	Two-year Limited Warranty									
Return Policy	Sartorius Standard Policy - restock fee may apply									

* MCE Large TFT Touchscreen and easy-to-use menu system

**MCA TFT color touchscreen, Ethernet and SD card reader

Part Number/Price

Part #	Model #	Description	Price
195694*	MCE225S-2S00-U	220 g x 0.01 mg	\$12,455.00
195797*	MCE225P-2S00-U	60 g/120 g/220 g x 0.01 mg/0.02 mg/0.05 mg	\$10,740.00
195798*	MCE125P-2S00-U	60 g/120 g x 0.01 mg/0.1 mg	\$7,820.00
195695*	MCE324S-2S00-U	320 g x 0.1 mg	\$7,945.00
195799	MCE524S-2S00-U	520 g x 0.1 mg	\$9,560.00
195800	MCE524P-2S00-U	520 g/240 g/120 g x 0.5 mg/0.2 mg/0.1 mg	\$7,820.00
195696*	MCE224S-2S00-U	220 g x 0.1 mg	\$7,115.00
195801*	MCE324P-2S00-U	80 g/160 g/320 g x 0.1 mg/0.2 mg/0.5 mg	\$7,060.00
195697*	MCE124S-2S00-U	120 g x 0.1 mg	\$5,905.00
195698**	MCA225S-2S00-U	220 g x 0.01 mg	\$13,195.00
195802**	MCA225P-2S00-U	60 g/120 g/220 g x 0.01 mg/0.02 mg/0.05 mg	\$11,480.00
195803**	MCA125P-2S00-U	60 g/120 g x 0.01 mg/0.1 mg	\$8,560.00
195699	MCA524S-2S00-U	520 g x 0.1 mg	\$10,300.00
195804	MCA524P-2S00-U	520 g/240 g/120 g x 0.5 mg/0.2 mg/0.1 mg	\$8,560.00
195700**	MCA324S-2S00-U	320 g x 0.1 mg	\$8,685.00
195701**	MCA224S-2S00-U	220 g x 0.1 mg	\$7,855.00
195805**	MCA324P-2S00-U	80 g/160 g/320 g x 0.1 mg/0.2 mg/0.5 mg	\$7,800.00
195702**	MCA124S-2S00-U	120 g x 0.1 mg	\$6,645.00

*MCE Large TFT Touchscreen and easy-to-use menu system

**TFT color touchscreen, Ethernet and SD card reader

Options/Accessories

Part #	Model #	Description	Price
Consult	DA	Automatic motorized draft shield for analytical balances (factory installed)	Consult
Consult	DI	Automatic motorized draft shield for analytical balances, with integrated ionizer (factory installed)	Consult
Consult	TR	Certificate of compliance and full factory test report (factory installed)	Consult
Consult	IR	Additional RS-232, 25-pin connection (factory installed)	Consult
156906	6971987	Power supply, 100-240 V	\$183.00
156908	6900900	Cord, power 220 V EU	\$43.00
Consult	IB	Bluetooth® wireless interface	Consult
Consult	IP	Additional RS-232, nine-pin connection with PS2 port	Consult

NEW MODELS

SARTORIUS

Cubis® II

Milligram Balances

Capacity: 150g-5,200g Readability: 0.0001g-0.01g

BALANCES



Standard Features

- Modular design
- User configurable and custom designed to meet changing applications
- Meets advanced Pharma compliance including user/password management for security, audit trail function logs and integrated alibi memory
- RS-232 and USB communication
- Easy cleaning by removing glass doors
- Underweigh hook included
- Manual glass draft shield
- Choice of display
- MCA - Large, high-end, 7" color touchscreen TFT display in 16:9 format
- MCE - State-of-the-art, TFT touchscreen operation

Options:

- Bluetooth® wireless technology

Specifications

	3203S	2203S	2203P	1203S	5203S	5203P	623S	623P	323S
MCE* Part#	195703	195704	195806	195705	195706	195807	195707	195808	195709
MCE* List Price	\$8,590.00	\$8,305.00	\$8,030.00	\$7,290.00	\$9,890.00	\$9,430.00	\$5,720.00	\$5,040.00	\$4,935.00
MCA** Part#	195711	195712	195809	195713	195714	195810	195715	195811	195716
MCA** List Price	\$9,330.00	\$9,045.00	\$8,770.00	\$8,030.00	\$10,630.00	\$10,170.00	\$6,460.00	\$5,780.00	\$5,675.00
Capacity	3,200 g	2,200 g	1,010/2,200 g	1,200 g	5,200 g	5,200/2,400/1,200 g	620 g	150/300/620 g	320 g
Resolution	1 mg	1 mg	1/10 mg	1 mg	1 mg	5/2/1 mg	1 mg	1, 2, 5 mg	1 mg
Weighing Modes	Grams, Kilograms, Carat, Pounds, Ounces, Troy Ounce, Tael Hong Kong, Tael Singapore, Tael Taiwan, Grain, Pennyweight, Milligram, Parts per Pound, Tael China, Mommies, Austrian Carat, Tola, Baht, Mesghal, Ton, Pound:Ounces, Newton, Micrograms								
Operating Modes (*)	Mass Unit Conversion, SQ Min Function, ISO-Cal Function, Density Determination (Buoyancy method only with MSE), Calculation, Averaging, Formulation, Percent Weighing, Totalizing, Counting, Customized Identification, Statistics, Time Control Function, Second Tare Memory, Over/Under Checkweighing								
Repeatability	1/6 mg	1 mg	1/6 mg	0.7 mg	1 mg	1 mg	0.7 mg	1/2/4 mg	0.7 mg
Linearity	5 mg	3 mg	5 mg	2 mg	5 mg	5 mg	2 mg	5 mg	2 mg
Stabilization Time	1 second	1 second	1 second	1 second	1 second	1 second	0.8 seconds	0.8 seconds	0.8 seconds
Operating Temperature	41°F to 104°F (5°C to 40°C)								
Weighing Chamber (DE)	(W x D x H) 8 x 8 x 7 in (from pan) (200 x 200 x 179 mm)								
Pan Size(W x D)	5.5 x 5.5 in (140 x 140 mm)								
Dimensions	(W x D x H) 16 x 9.8 x 11 in (410 x 249 x 281.4 mm) (with manual draft shield)								
Weight (Approx.)	17 lb								
Est. Ship Weight	27 lb						25 lb		
Calibration Weight	2,000 g	2,000 g	1,000 g	1,000 g	500 g	500 g	500 g	500 g	200 g
Power	120V AC adapter (auto ranging)								
Warranty	Two-year Limited Warranty								
Return Policy	Sartorius Standard Policy - restock fee may apply								

*MCE Large TFT Touchscreen and easy-to-use menu system

**MCA TFT color touchscreen, Ethernet and SD card reader

www.ricelake.com | Phone: 800-472-6703

RICELAKE

Part Number/Price

Part #	Model #	Description	Price
195703*	MCE3203S-2S00-E	3,200 g x 1 mg	\$8,590.00
195704*	MCE2203S-2S00-E	2,200 g x 1 mg	\$8,305.00
195806*	MCE2203P-2S00-E	1,010 g/2,200 g x 1 mg/10 mg	\$8,030.00
195705*	MCE1203S-2S00-E	1,200 g x 1 mg	\$7,290.00
195706	MCE5203S-2S00-E	5,200 g x 0.001 g	\$9,890.00
195807	MCE5203P-2S00-E	5,200 g/2,400 g/1,200 g x 0.005 g/0.002 g/0.001 g	\$9,430.00
195707*	MCE623S-2S00-E	620 g x 1 mg	\$5,720.00
195808*	MCE623P-2S00-E	150 g/300 g/620 g x 1 mg/2 mg/5 mg	\$5,040.00
195709*	MCE323S-2S00-E	320 g x 1 mg	\$4,935.00
195711**	MCA3203S-2S00-E	3,200 g x 1 mg	\$9,330.00
195712 **	MCA2203S-2S00-E	2,200 g x 1 mg	\$9,045.00
195809 **	MCA2203P-2S00-E	1,010 g/2,200 g x 1 mg/10 mg	\$8,770.00
195713 **	MCA1203S-2S00-E	1,200 g x 1 mg	\$8,030.00
195714	MCA5203S-2S00-E	5,200 g x 0.001 g	\$10,630.00
195810	MCA5203P-2S00-E	5,200 g/2,400 g/1,200 g x 0.005 g/0.002 g/0.001 g	\$10,170.00
195715 **	MCA623S-2S00-E	620 g x 1 mg	\$6,460.00
195811 **	MCA623P-2S00-E	150 g/300 g/620 g x 1 mg/2 mg/5 mg	\$5,780.00
195716 **	MCA323S-2S00-E	320 g x 1 mg	\$5,675.00

*MCE Large TFT Touchscreen and easy-to-use menu system

**TFT color touchscreen, Ethernet and SD card reader

Options/Accessories

Part #	Model #	Description	Price
Consult	TR	Certificate of compliance and full factory test report (factory installed)	Consult
Consult	IR	Additional RS-232, 25-pin connection (factory installed)	Consult
156906	6971987	Power supply, 100-240V	\$183.00
156908	6900900	Cord, power 220V EU	\$43.00
Consult	IB	Bluetooth® wireless interface (factory installed)	Consult
Consult	IP	Additional RS-232, nine-pin connection with PS2 port (factory installed)	Consult
Consult	DA, DR, DI or DU	Other draft shields available	Consult

NEW MODELS

SARTORIUS

Cubis® II

Toploading Balances

Capacity: 1,200 g-12,200 g Readability: 0.01 g-0.1 g

Standard Features

- Fast stabilization time
- Modular design
- User configurable and custom designed to meet changing applications
- Meets advanced Pharma compliance including user/password management for security, audit trail function logs and integrated alibi memory
- RS-232 and USB communication
- Underweigh hook included
- Choice of display
- MCA - Large, high-end, 7" color touchscreen TFT display in 16:9 format
- MCE - State-of-the-art, TFT touchscreen operation

Option:

- Bluetooth® wireless technology

Specifications

	1202S	2202S	4202S	6202P	6202S	8202S	10202S
MCE* Part#	195723	195722	195721	195815	195720	195719	195718
MCE* List Price	\$3,760.00	\$4,170.00	\$4,575.00	\$4,730.00	\$5,275.00	\$5,955.00	\$6,890.00
MCA** Part#	195733	195732	195731	195818	195730	195729	195728
MCA** List Price	\$4,500.00	\$4,910.00	\$5,315.00	\$5,470.00	\$6,015.00	\$6,695.00	\$7,630.00
Capacity	1,200 g	2,200 g	4,200 g	1,500/3,000/6,200 g	6,200 g	8,200 g	10,200 g
Resolution	10 mg	10 mg	10 mg	10/20/50 mg	10 mg	10 mg	10 mg
Weighing Modes	Grams, Kilograms, Carat, Pounds, Ounces, Troy Ounce, Tael Hong Kong, Tael Singapore, Tael Taiwan, Grain, Pennyweight, Milligram, Parts per Pound, Tael China, Mommies, Austrian Carat, Tola, Baht, Mesghal, Ton, Pound:Ounces, Newton, Micrograms						
Operating Modes (*)	Mass Unit Conversion, SQ Min Function, ISO-Cal Function, Density Determination (Buoyancy method only with MSE), Calculation, Averaging, Formulation, Percent Weighing, Totalizing, Counting, Customized Identification, Statistics, Time Control Function, Second Tare Memory, Over/Under Checkweighing						
Repeatability	7 mg	7 mg	7 mg	7 mg/20 mg/1940 mg	7 mg	7 mg	7 mg
Linearity	20 mg	20 mg	20 mg	20 mg	20 mg	20 mg	20 mg
Stabilization Time	0.8 seconds	0.8 seconds	0.8 seconds	1 second	1 second	1 second	1 second
Operating Temperature	41° F to 104° F (5° C to 40° C)						
Pan Size (W x D)	8.1 x 8.1 in (206 x 206 mm)						
Dimensions	(W x D x H) 16 x 9.8 x 3.5 in (410 x 249 x 87.7 mm)						
Weight (Approx.)	16 lb						
Est. Shipping Weight	21 lb						
Calibration Weight	1 kg	2 kg	2 kg	5 kg	5 kg	5 kg	10 kg
Power	120V AC adapter (auto ranging)						
Warranty	Two-year Limited Warranty						
Return Policy	Sartorius Standard Policy - restock fee may apply						

*MCE Large TFT Touchscreen and easy-to-use menu system

**MCA TFT color touchscreen, Ethernet and SD card reader

Specifications

	5201S	5202s	8201S	12201S	14202s	14202p	
MCE*	Part#	195726	195816****	195725	195724	195717	195812
	List Price	\$3,125.00	\$5,785.00	\$4,230.00	\$4,675.00	\$8,455.00	\$7,300.00
MCA**	Part#	195736	195820****	195735	195734	195727	195817
	List Price	\$3,865.00	\$6,525.00	\$4,970.00	\$5,415.00	\$9,195.00	\$8,040.00
Capacity	5,200 g	5,200 g	8,200 g	12,200 g	14,200 g	3,500 g/7,000 g/14,200 g	
Resolution	100 mg	0.01 g	100 mg	100 mg	0.01 g	0.01/0.02/0.05 g	
Weighing Modes	Grams, Kilograms, Carat, Pounds, Ounces, Troy Ounce, Tael Hong Kong, Tael Singapore, Tael Taiwan, Grain, Pennyweight, Milligram, Parts per Pound, Tael China, Mommies, Austrian Carat, Tola, Baht, Mesghal, Ton, Pound:Ounces, Newton, Micrograms						
Operating Modes	Mass Unit Conversion, SQ Min Function, ISO-Cal Function, Density Determination (Buoyancy method only with MSE), Calculation, Averaging, Formulation, Percent Weighing, Totalizing, Counting, Customized Identification, Statistics, Time Control Function, Second Tare Memory, Over/Under Checkweighing						
Repeatability	50 mg	0.006 g	50 mg	50 mg	0.01 g	0.01 g/0.02 g/0.01 g	
Linearity	100 mg	0.01 g	100 mg	200 mg	0.03 g	0.05 g	
Stabilization Time	0.8 seconds	1 second	0.8 seconds	0.8 seconds	1 second	1 second	
Operating Temperature	41° F to 104° F (5° C to 40° C)						
Pan Size (W x D)	8.1 x 8.1 in (206 x 206 mm)						
Dimensions	(W x D x H) 16 x 9.8 x 3.5 in (410 x 249 x 87.7 mm)						
Weight (Approx.)	16 lb						
Est. Shipping Weight	21 lb						
Calibration Weight	5 kg	5000 g	5 kg	10 kg	10 kg	10 kg	
Power	120V AC adapter auto ranging						
Warranty	Two-year Limited Warranty						
Return Policy	Sartorius Standard Policy - restock fee may apply						

*MCE Large TFT Touchscreen and easy-to-use menu system

**MCA TFT color touchscreen, Ethernet and SD card reader

****DR draft stainless steel shield

NEW MODELS

SARTORIUS

Cubis® II

Toploading Balances

Part Number/Price

Part #	Model #	Description	Price
195717	MCE14202S-2S00-0	14,200 g x 0.01 g	\$8,455.00
195812	MCE14202P-2S00-0	3,500 g/7,000 g/14,200 g x 0.01 g/0.02 g/0.05 g	\$7,300.00
195718*	MCE10202S-2S00-0	10,200 g x 10 mg	\$6,890.00
195719*	MCE8202S-2S00-0	8,200 g x 10 mg	\$5,955.00
195720*	MCE6202S-2S00-0	6,200 g x 10 mg	\$5,275.00
195815*	MCE6202P-2S00-0	1,500 g/3,000 g/6,200 g x 10 mg/20 mg/50 mg	\$4,730.00
195816	MCE5202S-2S00-R	5,200 g x 0.01 g	\$5,785.00
195721*	MCE4202S-2S00-0	4,200 g x 10 mg	\$4,575.00
195722*	MCE2202S-2S00-0	2,200 g x 10 mg	\$4,170.00
195723*	MCE1202S-2S00-0	1,200 g x 10 mg	\$3,760.00
195724*	MCE12201S-2S00-0	12,200 g x 100 mg	\$4,675.00
195725*	MCE8201S-2S00-0	8,200 g x 100 mg	\$4,230.00
195726*	MCE5201S-2S00-0	5,200 g x 100 mg	\$3,125.00
195727	MCA14202S-2S00-0	14,200 g x 0.01 g	\$9,195.00
195817	MCA14202P-2S00-0	3,500 g/7,000 g/14,200 g x 0.01 g/0.02 g/0.05 g	\$8,040.00
195728**	MCA10202S-2S00-0	10,200 g x 10 mg	\$7,630.00
195729**	MCA8202S-2S00-0	8,200 g x 10 mg	\$6,695.00
195730**	MCA6202S-2S00-0	6,200 g x 10 mg	\$6,015.00
195818**	MCA6202P-2S00-0	1,500 g/3,000 g/6,200 g x 10 mg/20 mg/50 mg	\$5,470.00
195820	MCA5202S-2S00-R	5,200 g x 0.01 g	\$6,525.00
195731**	MCA4202S-2S00-0	4,200 g x 10 mg	\$5,315.00
195732**	MCA2202S-2S00-0	2,200 g x 10 mg	\$4,910.00
195733**	MCA1202S-2S00-0	1,200 g x 10 mg	\$4,500.00
195734**	MCA12201S-2S00-0	12,200 g x 100 mg	\$5,415.00
195735**	MCA8201S-2S00-0	8,200 g x 100 mg	\$4,970.00
195736**	MCA5201S-2S00-0	5,200 g x 100 mg	\$3,865.00

*MCE Large TFT Touchscreen and easy-to-use menu system

**TFT color touchscreen, Ethernet and SD card reader

Options/Accessories

Part #	Model #	Description	Price
Consult	TR	Certificate of compliance and full factory test report (factory installed)	Consult
Consult	IR	Additional RS-232, 25-pin connection (factory installed)	Consult
156906	6971987	Power supply, 100-240V	\$183.00
156908	6900900	Cord, power 220V EU	\$43.00
Consult	IB	Bluetooth® wireless interface (factory installed)	Consult
Consult	IP	Additional RS-232, nine-pin connection with PS2 port (factory installed)	Consult

Capacity: 60g-320g Readability: 0.01 mg-0.1 g

Standard Features

- Color capacitive touch with swipe technology
- Simple touch technology
- Monolithic and strain gauge technology
- Aluminum die-cast base, ABS housing
- Integrated level-control
- Mini-USB
- Weigh below hook
- isoCAL/fully automatic, external calibration
- GLP conformance with built-in time and date
- Time and Date

Secura Options:

- Internal calibration
- Opto-electronic leveling system
- Sqmin safety program
- Analytical draft support ring



Specifications

Quintix	QUINTIX65-1S^	QUINTIX125D-1S^	-	-	-
Part Number	170634	170635	-	-	-
List Price	\$5,510.00	\$5,740.00	-	-	-
Secura	-	-	SECURA125-1S^	SECURA225D-1S^	SECURA324-1S^
Part Number	-	-	170636	170380	170637
List Price	-	-	\$6,445.00	\$6,770.00	\$5,135.00
Capacity	60 g	60 g/120 g	60 g/120 g	120 g/220 g	320 g
Readability	0.01 mg	0.01/0.1 mg	0.01/0.1 mg	0.01/0.1 mg	0.1 mg
Repeatability	0.04 mg	0.04/0.07 mg	0.001 g	0.001 g	0.001 g
Linearity ±	0.1 mg	0.1/0.2 mg	0.1 mg	0.1/0.2 mg	0.3 mg
Minimum Weight per USP	N/A	N/A	25 mg	25 mg	160 mg
External Calibration Weight	50 g	100 g	100 g	200 g	300 g
Weighing Modes	Gram, Kilogram, Carat, Pound, Ounce, Troy Ounce, Hong Kong Tael, Singapore Tael, Taiwan Tael, Grain, Pennyweights, Milligram, Parts per Pound, China Teal, Mommes, Austrian Carat, Tola, Baht, Mesghal and Newton				
Applications	Mass Unit Conversion, Counting, Percent Weighing, Averaging				
Display Type	LCD				
Operating Humidity	Less than 95% RH				
Operating Temperature	41° F to 113° F (5° C to 45° C)				
Stabilization Time (typical)	6 seconds	6/2 seconds	6 seconds	6/2 seconds	2 seconds
Net Weight (kg/lb)	7.8 kg (18 lb)				
Pan Size/Type	80 mm (3.5 in) diameter pan, stainless steel				90 mm (3.5 in) diameter pan, stainless steel
Weighing Chamber Height	218 mm (8.5 in)				
Dimensions (WxDxH)	376 x 214 x 316 mm (14.8 x 8.4 x 12.4 in)				
Power Requirements	12-15V DC, 4.5 W				
AC Power Requirements	AC adapter, 115V-240V				
Frequency	50-60 Hz				
Optional Accessories	Calibration weights, RS-232 interface cable				
Warranty	Two-year Manufacturer Warranty				

^Breeze break

SARTORIUS

Quintix/Secura

Semi-Micro Balances

BALANCES

Part Number/Price

Part Number	Model	Description	Price
170634	QUINTIX65-1S	60 g x 0.01 mg	\$5,510.00
170635	QUINTIX125D-1S	60 g/120 g x 0.01 mg/0.1 mg	\$5,740.00
170636	SECURA125-1S	120 g x 0.01 mg	\$6,445.00
170380	SECURA225D-1S	120 g/220 g x 0.01 mg/0.1 mg	\$6,770.00
170637	SECURA324-1S	320 g x 0.1 mg	\$5,135.00

Options/Accessories

Part #	Model #	Description	Price
155847	YCC03-D09	Data cable, mini USB/RS-232, nine-pin	\$55.00

www.ricelake.com | Phone: 800-472-6703

RICE LAKE

Capacity: 120g-510g Readability: 0.1 mg-0.001 g

Standard Features

- Simple, color capacitive touch with swipe technology
- Monolithic and strain gauge technology
- Aluminum die-cast base, ABS housing
- Front level bubble
- Mini-USB
- Weigh below hook
- Quintix and Secura Options:
- isoCAL/fully automatic, external calibration
- GLP conformance with built-in time and date

Secura Options:

- Internal calibration
- Opto-electronic leveling system
- Sqmin safety program
- Analytical draft support ring

Practum
BasicQuintix
Mid-levelSecura
High Level

Specifications

Practum	124-1S^	224-1S^	213-1S^	313-1S^	-
Part Number	153983	153984	153985	153986	-
List Price	\$2,455.00	\$2,700.00	\$1,400.00	\$1,510.00	-
Quintix	124-1S^	224-1S^	213-1S^	313-1S^	513-1S^
Part Number	153992	153993	153994	153995	153996
List Price	\$3,480.00	\$3,940.00	\$2,060.00	\$2,200.00	\$2,980.00
Secura	124-1S	224-1S	213-1S	313-1S	513-1S
Part Number	154005	154006	154007	154008	154009
List Price	\$3,935.00	\$4,365.00	\$2,405.00	\$2,620.00	\$3,280.00
Capacity	120 g	220 g	210 g	310 g	510 g
Resolution	0.1 mg	0.1 mg	0.001 g	0.001 g	0.001 g
Repeatability	±0.1 mg	±0.1 mg	0.001 g	0.001 g	0.001 g
Linearity	±0.3 mg (0.2 mg Secura and Quintix)	±0.3 mg (0.2 mg Secura and Quintix)	3 mg (2 mg Secura and Quintix)	3 mg (2 mg Secura and Quintix)	2 mg
External Calibration Weight	100 g	200 g			500 g
Weighing Modes	Gram, Kilogram, Carat, Pound, Ounce, Troy Ounce, Hong Kong Tael, Singapore Tael, Taiwan Tael, Grain, Pennyweights, Milligram, Parts per Pound, China Teal, Mommies, Austrian Carat, Tola, Baht, Mesghal and Newton				
Applications	Mass Unit Conversion, Counting, Percent Weighing, Averaging				
Display Type	LCD				
Operating Humidity	Less than 95% RH				
Operating Temperature	50° F to 86° F (10° C to 30° C)				
Stabilization Time (typical)	3 seconds				
Net Weight (kg/lb)	4.5 kg (11 lb)				
Pan Size/Type	90 mm (3.5 in) diameter pan, stainless steel		120 mm (4.75 in) diameter pan, stainless steel		
Weighing Chamber Height	209 mm (7.9 in)				
Dimensions (W x D x H)	360 x 216 x 320 mm (14.1 x 8.5 x 12.6 in)				
Power Requirements	10-20V				
AC Power Requirements	AC adapter, 115V-240V				
Frequency	50-60 Hz				
Optional Accessories	Calibration weights, RS-232 interface cable				
Warranty	Two-year Manufacturer Warranty				

[^]Breeze break

Part Number/Price

Part Number	Model	Description	Price
153983	Practum 124-1S	120 g x 0.1 mg	\$2,455.00
153992	Quintix 124-1S	120 g x 0.1 mg	\$3,480.00
154005	Secura 124-1S	120 g x 0.1 mg	\$3,935.00
153984	Practum 224-1S	220 g x 0.1 mg	\$2,700.00
153993	Quintix 224-1S	220 g x 0.1 mg	\$3,940.00
154006	Secura 224-1S	220 g x 0.1 mg	\$4,365.00
153985	Practum 213-1S	210 g x 0.001 g	\$1,400.00
153994	Quintix 213-1S	210 g x 0.001 g	\$2,060.00
154007	Secura 213-1S	210 g x 0.001 g	\$2,405.00
153986	Practum 313-1S	310 g x 0.001 g	\$1,510.00
153995	Quintix 313-1S	310 g x 0.001 g	\$2,200.00
154008	Secura 313-1S	310 g x 0.001 g	\$2,620.00
153996	Quintix 513-1S	510 g x 0.001 g	\$2,980.00
154009	Secura 513-1S	510 g x 0.001 g	\$3,280.00

Options/Accessories

Part #	Model #	Description	Price
191429	6971790	AC adapter, 110-240V, six power plugs	\$113.00
155847	YCC03-D09	Adapter cable, USB to RS-232	\$55.00

Capacity: 610g-5,100g Readability: 0.01 g-1.0g

Standard Features

- Simple, color capacitive touch with swipe technology
- Monolithic and strain gauge technology
- Aluminum die-cast base, ABS housing
- Front level bubble
- Mini-USB
- Weigh below hook
- Quintix and Secura Options:
- isoCAL/fully automatic, external calibration
- GLP conformance with built-in time and date
- Time and date

Secura Options:

- Internal calibration
- Opto-electronic leveling system
- Sqmin safety program
- Analytical draft support ring



Specifications

Practum	612-1S	1102-1S	2102-1S	-	-	5101-1S	5100-1S
Part Number	153987	153988	153989	-	-	153991	153990
List Price	\$1,095.00	\$1,215.00	\$1,270.00	-	-	\$1,295.00	\$1,000.00
Quintix	612-1S	1102-1S	2102-1S	3102-1S	5102-1S	5101-1S	5100-1S
Part Number	153998	153999	154000	154001	154003	154004	154002
List Price	\$1,740.00	\$1,970.00	\$2,200.00	\$2,435.00	\$3,020.00	\$1,740.00	\$1,390.00
Secura	-	1102-1S	2102-1S	3102-1S	5102-1S	-	-
Part Number	-	154010	154011	154012	154013	-	-
List Price	-	\$2,295.00	\$2,730.00	\$2,950.00	\$3,390.00	-	-
Capacity	610 g	1,100 g	2,100 g	3,100 g	5,100 g	5,100 g	5,100 g
Resolution	0.01 g	0.01 g	0.01 g	0.01 g	0.01 g	0.1 g	1.0 g
Repeatability	±10 mg	±10 mg	±10 mg	±10 mg	±10 mg	0.1 g	1.0 g
Linearity	±30 mg (±20 mg Quintix and Secura)	±30 mg (±20 mg Quintix and Secura)	±30 mg (±20 mg Quintix and Secura)	±20 mg	±20 mg	±0.3 g (±0.2 g Quintix)	±3.0 g (±2.0 g Quintix)
External Calibration Weight	500 g	1000 g	2,000 g		5,000 g		
Weighing Modes	Gram, Kilogram, Carat, Pound, Ounce, Troy Ounce, Hong Kong Tael, Singapore Tael, Taiwan Tael, Grain, Pennyweights, Milligram, Parts per Pound, China Teal, Mommies, Austrian Carat, Tola, Baht, Mesghal and Newton						
Applications	Mass Unit Conversion, Counting, Percent Weighing, Averaging						
Display Type	LCD						
Operating Humidity	Less than 95% RH						
Operating Temperature	50° F to 86° F (10° C to 30° C)						
Operating Temperature	41° F to 104° F (5° C to 40° C)						
Stabilization Time (typical)	3 seconds						
Net Weight (kg/lb)	9lb (4.5 kg)						
Pan Size/Type	7 in (180 mm) diameter pan, stainless steel						
Dimensions (W x D x H)	14.1 x 8.5 x 12.6 in (360 x 216 x 320 mm)						
AC Power Requirements	AC adapter, 115V-240V						
Frequency	50-60 Hz						
Warranty	Two-year Limited Warranty						

Part Number/Price

Part Number	Model	Description	Price
153987	Practum 612-1S	610 g x 0.01 g	\$1,095.00
153998	Quintix 612-1S	610 g x 0.01 g	\$1,740.00
153988	Practum 1102-1S	1,100 g x 0.01 g	\$1,215.00
153999	Quintix 1102-1S	1,100 g x 0.01 g	\$1,970.00
154010	Secura 1102-1S	1,100 g x 0.01 g	\$2,295.00
153989	Practum 2102-1S	2,110 g x 0.01 g	\$1,270.00
154000	Quintix 2102-1S	2,110 g x 0.01 g	\$2,200.00
154011	Secura 2102-1S	2,110 g x 0.01 g	\$2,730.00
154001	Quintix 3102-1S	3,100 g x 0.01 g	\$2,435.00
154012	Secura 3102-1S	3,100 g x 0.01 g	\$2,950.00
154003	Quintix 5102-1S	5,100 g x 0.01 g	\$3,020.00
154013	Secura 5102-1S	5,100 g x 0.01 g	\$3,390.00
153991	Practum 5101-1S	5,100 g x 0.1 g	\$1,295.00
154004	Quintix 5101-1S	5,100 g x 0.1 g	\$1,740.00
153990	Practum 5100-1S	5,100 g x 1.0 g	\$1,000.00
154002	Quintix 5100-1S	5,100 g x 1.0 g	\$1,390.00

Options/Accessories

Part#	Model#	Description	Price
191429	6971790	AC adapter, 110-240V, six power plugs	\$113.00
155847	YCC03-D09	Adapter cable, USB to RS-232	\$55.00

Capacity: 60g-8,200g Readability: 0.0001-1.0g

Analytical/Precision/Toploading Balances

Standard Features

- User-friendly operation
- Basic applications
- Monolithic weighing systems
- Aluminum die-cast base, ABS housing
- Front level bubble
- RS-232 standard
- Below balance weighing



Specifications

	BCE64i-1S	BCE124i-1S	BCE224i-1S	BCE223i-1S	BCE323i-1S	BCE423i-1S	BCE623i-1S
Part#	197392	197393	197394	197395	197396	197397	197398
List Price	\$2,200.00	\$2,500.00	\$2,800.00	\$1,400.00	\$1,600.00	\$2,000.00	\$2,200.00
Capacity	60 g	120 g	220 g	220 g	320 g	420 g	620 g
Readability	0.1 mg	0.1 mg	0.1 mg	0.001 g	0.001 g	0.001 g	0.001 g
Repeatability	±0.1 mg	±0.1 mg	±0.1 mg	±1 mg	±1 mg	±1 mg	±1 mg
Linearity	±0.2 mg	±0.2 mg	±0.2 mg	±2 mg	±2 mg	±2 mg	±2 mg
External Calibration Weight	50 g	100 g	200 g	200 g	200 g	200 g	500 g
Weighing Modes	Gram, Kilogram, Carat, Pound, Ounce, Troy Ounce, Hong Kong Tael, Singapore Tael, Taiwan Tael, Grain, Pennyweights, Milligram, Parts per Pound, China Teal, Mommies, Austrian Carat, Tola, Baht, Mesghal, Tons, Pounds:Ounces, Newton						
Applications	Weighing, Density, Percentage, Counting, Mass Unit Conversion						
Display Type	Backlit LCD white, 15 mm digits						
Operating Humidity	15% to 80% for temperatures up to 31° C						
Operating Temperature	41° F to 104° F (5° C to 40° C)						
Stabilization Time (typical)	2.5 seconds			1.3 seconds	1.1 seconds	1.0 seconds	
Net Weight (kg/lbs)	6.2 kg (13.7 lb)						
Pan Size/Type	90 mm (3.5 in) diameter pan, stainless steel			120 mm (4.7 in) pan, stainless steel			
Dimensions (W x D x H)	230 x 303 x 330 mm (9.1 x 11.9 x 13 in)			230 x 303 x 136 mm (9.1 x 11.9 x 5.4 in)			
AC Power Requirements	AC adapter, 115V-240V, US plug						
Warranty	Two-year Limited Warranty						

[^]Weighing Chamber

Specifications

	BCE622i-1S	BCE653i-1S	BCE822li-1S	BCE1202i-1S	BCE2202i-1S	BCE2201i-1S	BCE3202i-1S
Part#	197399	197400	197401	197402	197403	197404	197405
List Price	\$1,300.00	\$2,400.00	\$1,400.00	\$1,500.00	\$1,600.00	\$1,400.00	\$1,700.00
Capacity	620 g	650 g	820 g	1,200 g	2,200 g	2,200 g	3,200 g
Readability	0.01 g	0.001 g	0.01 g	0.01 g	0.01 g	0.1 g	0.01 g
Repeatability	±1 mg	±1 mg	±1 mg	±1 mg	±1 mg	±0.1 g	±0.1 g
Linearity	±2mg	±2mg	±2mg	±2mg	±2mg	±0.3 g	±0.3 g
External Calibration Weight	500 g	500 g	500 g	500 g	500 g	2,000 g	5,000 g
Weighing Modes	Gram, Kilogram, Carat, Pound, Ounce, Troy Ounce, Hong Kong, Tael, Singapore Tael, Taiwan Tael, Grain, Pennyweights, Milligram, Parts per Pound, China Teal, Mommies, Austrian Carat, Tola, Baht, Mesghal, Tons, Pounds:Ounces, Newton						
Applications	Weighing, Density, Percentage, Counting, Mass Unit Conversion						
Display Type	Backlit LCD white, 15 mm digits						
Operating Humidity	15% to 80% for temperatures up to 31° C						
Operating Temperature	41° F to 104° F (5° C to 40° C)						
Stabilization Time (typical)	1.0 seconds	1.5 seconds					
Net Weight (kg/lb)	6.3 kg (13.9lb)		4.8 kg (10.6lb)	5.4 kg (12 lb)	6.3 kg (13.9lb)	5.4 kg (12 lb)	5.4 kg (12 lb)
Pan Size/Type	120 mm (4.7 in) pan, stainless steel						
Dimensions (W x D x H)	230 x 303 x 330 mm (9.1 x 11.9 x 13 in)	230 x 303 x 87 mm (9.1 x 11.9 x 3.4 in)	(W x D x H) 230 x 303 x 136 mm (9.1 x 11.9 x 5.4 in)				
AC Power Requirements	AC adapter, 115V-240V, US plug						
Warranty	Two-year Limited Warranty						

[^]Weighing Chamber

NEW

SARTORIUS

Entris II

Analytical/Precision/Toploading Balances

BALANCES

Specifications

	BCE4202i-1S	BCE5201i-1S	BCE6202i-1S	BCE6200i-1S	BCE8201i-1S	BCE8200i-1S
Part#	197406	197407	197408	197409	197410	197411
List Price	\$1,900.00	\$1,500.00	\$2,400.00	\$1,400.00	\$1,700.00	\$1,500.00
Capacity	4,200 g	5,200 g	6,200 g	6,200 g	8,200 g	8,200 g
Readability	0.01 g	0.1 g	0.01 g	1.0 g	0.1 g	1.0 g
Repeatability	±0.1 g	±0.1 g	±0.1 g	±0.1 g	±0.1 g	±0.1 g
Linearity	±0.3 g	±0.3 g	±0.3 g	±0.3 g	±0.3 g	±0.3 g
External Calibration Weight	5,000 g	5,000 g	5,000 g	5,000 g	5,000 g	5,000 g
Weighing Modes	Gram, Kilogram, Carat, Pound, Ounce, Troy Ounce, Hong Kong, Tael, Singapore Tael, Taiwan Tael, Grain, Pennyweights, Milligram, Parts per Pound, China Teal, Mommies, Austrian Carat, Tola, Baht, Mesghal, Tons, Pounds:Ounces, Newton					
Applications	Weighing, Density, Percentage, Counting, Mass Unit Conversion					
Display Type	Backlit LCD white, 15 mm digits					
Operating Humidity	15% to 80% for temperatures up to 31° C					
Operating Temperature	41° F to 104° F (5° C to 40° C)					
Stabilization Time (typical)	1.5 seconds					
Net Weight (kg/lb)	5.4 kg (12 lb)					
Pan Size/Type	(W x D x H) 180 x 180 x 91 mm (7.1 x 7.1 x 3.6 in)					
Dimensions (W x D x H)	230 x 303 x 330 mm (9.1 x 11.9 x 13 in)	230 x 303 x 87 mm (9.1 x 11.9 x 3.4 in)	230 x 303 x 136 mm (9.1 x 11.9 x 5.4 in)			
AC Power Requirements	AC adapter, 115V-240V, US plug					
Warranty	Two-year Limited Warranty					

Part Number/Price

Part #	Model #	Description	Price
197392	BCE64i-1S	60 g x 0.1 mg	\$2,200.00
197393	BCE124i-1S	120 g x 0.1 mg	\$2,500.00
197394	BCE224i-1S	220 g x 0.1 mg	\$2,800.00
197395	BCE223i-1S	220 g x 0.001 g	\$1,400.00
197396	BCE323i-1S	320 g x 0.001 g	\$1,600.00
197397	BCE423i-1S	420 g x 0.001 g	\$2,000.00
197398	BCE623i-1S	620 g x 0.001 g	\$2,200.00
197399	BCE622i-1S	620 g x 0.01 g	\$1,300.00
197400	BCE653i-1S	650 g x 0.001 g	\$2,400.00
197401	BCE822i-1S	820 g x 0.01 g	\$1,400.00
197402	BCE1202i-1S	1,200 g x 0.01 g	\$1,500.00
197403	BCE2202i-1S	2,200 g x 0.01 g	\$1,600.00
197404	BCE2201i-1S	2,200 g x 0.1 g	\$1,400.00
197405	BCE3202i-1S	3,200 g x 0.01 g	\$1,700.00
197406	BCE4202i-1S	4,200 g x 0.01 g	\$1,900.00
197407	BCE5201i-1S	5,200 g x 0.1 g	\$1,500.00
197408	BCE6202i-1S	6,200 g x 0.01 g	\$2,400.00
197409	BCE6200i-1S	6,200 g x 1.0 g	\$1,400.00
197410	BCE8201i-1S	8,200 g x 0.1 g	\$1,700.00
197411	BCE8200i-1S	8,200 g x 1.0 g	\$1,500.00

Options/Accessories

Part #	Model #	Description	Price
112261	YDP20-OCE	Data printer (requires power supply part number 191429)	\$1,155.00
31103	6906937	Paper rolls, one roll	\$51.00
31106	6906918	Ink ribbon cassette	\$56.00
155805	YCC01-USBM2	Data cable RS-232/USB	\$260.00
191429	6971790	AC adapter with interchangeable plugs (for use with Entris II or YDP20-OCE)	\$113.00

www.ricelake.com | Phone: 800-472-6703

RICE LAKE

MA35, MA37 and MA160

Moisture Analyzer Balances

Standard Features

- High-speed measurements
- Effortless cleaning
- User-friendly operation
- Display of process status



MA37




MA160

Specifications

	MA35	MA37	MA160
Part#	191983	165963	165964
List Price	\$2,445.00	\$3,530.00	\$4,410.00
Capacity (g)	35 g	70 g	200 g
Resolution (g)	0.001 g	0.001 g	0.01 g
Heating Element	Infrared metal heating element		Infrared radiation by an AURI heater, 600 W
Heating Mode	Standard drying		Standard drying, gentle drying
Display Modes for Results	Moisture content in % M and g; dry matter in % S and g; ATRO in % M/S		
Repeatability	For initial sample weight approx >1 ±0.2%; for initial sample weight >5 ±0.05%		
Temperature Range and Settings	40° C to 160° C		
Data Interface	RS-232	Mini USB	Mini USB
Operating Temperature	10° C to 30° C		
Pan Size	90 mm		
Housing Dimensions (W x D x H)	224 x 366 x 191 mm	215 x 400 x 210 mm	215 x 400 x 210 mm
Weight (approx.)	58 kg	6.2 kg	6.2 kg
Calibration Weight (g)	30 g	50 g	200 g
Power	120/230 VAC multi-range adapter		
Warranty	Two-year Limited Warranty		

Part Number/Price

Part#	Model#	Description	Price
191983	MA35	35 x 0.001 g	\$2,445.00
165963	MA37	70 x 0.001 g	\$3,530.00
165964	MA160	200 x 0.01 g	\$4,410.00



Specifications

Baud Rate:

9600

Color:

Black

Cable Length:

74 in (1880 mm)

Bluetooth Cable Length:

16 in (406 mm)

Power:

USB power, no external power supply

Host:

PC and MAC compliant

Connection:DB9 male connector, Pin 2 RX, Pin 3 TX and Pin 5
Ground USB connector

Standard Features

- Converts serial data such as barcode reader or scale into keyboard input to software program
- Works with PC and MAC® computers
- Requires no driver installation (identifies itself as additional HID keyboard)
- Cable draws power from USB port (no external power supply needed)
- Test cable to be connected with adaptor scale cable or connector
- Bluetooth® version allows Bluetooth® connection to devices like iPad®, Playbook, Android® tablets and smart cell phones

Part Number/Price

Part #	Description	Weight	Price
119919	RS-232/USB serial cable	1 lb	\$185.00
132452	RS-232/USB serial cable plus Bluetooth®	1 lb	\$260.00

Options/Accessories

Part #	Description	Price
119064	Slimline null modem, gender changer DB9 female to female	\$10.50
22436	Blunt-end to DB9 female, straight cable	\$60.00
50749	DB9 female to DB9 female	\$55.00
130789	Null model DB9 adapter female to male	\$12.00

Specifications

Baud Rate:

9600

Data Bits:

8

Parity:

None

Power:

Requires 5 VDC

Customer Supplied:

Power and USB flash drive

Industrial Enclosure Option:

7.5 x 7.5 x 4.5 in (19 x 19 x 12 cm)
 Latch for lock

Warranty:

One-year limited warranty



Standard Features

- LED onboard for testing data transmission
- Captures data and stores it on a USB flash drive (up to 8 GB not included)
- Transfer data to your PC using the USB flash drive

Text file examples (actual text will be dependent on transmitted file)

- 02:50PM
 11/13/2012
 GROSS 58 lb
- 02:50PM
 11/13/2012
 GROSS 68 lb

Part Number/Price

Part #	Description	Price
153265	go-between board, requires 5 Volts	\$410.00
153266	go-between industrial enclosure, requires 5 Volts	\$600.00
153267	go-between desk enclosure, power supply included	\$500.00

Options/Accessories

Part #	Description	Price
154797	Adapter, power 5VDC 2A 90-264VAC, U.S. plug, UL/CUL	\$35.00
125077	USB flash drive, 1 GB	\$20.00
130789	Null model DB9 adapter female to male	\$12.00
119064	Null modem adapter, DB9 F/F	\$10.50
50764	Straight cable, DB9 F/F	\$59.00
66535	Null modem DB9 F/F	\$45.00
22436	DB9 cable to blunt end	\$60.00
15493	Cable four-conductor	\$1.35/ft

ACCESSORIES

Standard Balance Slab

Kasota Stone



PN 83779

Reduces vibration and shock, ideal where tables will not fit

Part Number/Price

Part #	Description	Price
Standard Balance Slab, Kasota Stone		
83779	15 in x 20 in x 3 in, 100 lb	\$450.00
Clean Room Table, Granite		
83780	24 in x 35 in x 32 in, 600 lb	\$2,700.00
Standard Balance Table, Kasota Stone		
83778	24 in x 35 in x 32 in, 700 lb	\$1,200.00
Anti-Vibration Pad		
75263	Anti-vibration pad 4 x 4 1/2 in. -thick	\$15.00

Clean Room Table

Granite



PN 83780

Mass, density and vibration damping properties for most applications (four damping pads included).

Standard Balance Table

Kasota Stone



PN 83778

Provides the most stable surface possible for precision instruments. Legs are reinforced with support pipe.

Anti-Vibration



PN 75263

Part Number/Price

Part #	Description	Price
33455	Aluminum, 1.5 x 2.0 in (3.8 x 5.1 cm)	\$27.00
33446	Polypropylene, 12 x 6 x 2.75 in (304 x 152 x 70 mm)	\$50.00
33447	Stainless steel, 12 x 6 x 2.75 in (304 x 152 x 70 mm)	\$118.00
33448	Polypropylene Maxi-scoop, 10 in (254 mm) diameter x 2.5 in (70 mm) deep with pouring spout	\$53.00
33454	Black, aluminum 4.0 x 3.5 in (10.2 x 8.9 cm)	\$33.00
33451	Polypropylene Maxi-scoop	\$37.00
97250	Stainless steel scoop 11.9 x 7.4 x 1.7 in	\$62.00
100292	Stainless steel scoop 17.2 x 11 x 3.4 in	\$82.00

Scoops



PN 33447



PN 33455



PN 33451



PN 33454

Belt Scales

TABLE OF CONTENTS

MASTER™ 311M	162
<i>Medium to Heavy Capacity Weigh Frame</i>	
MASTER™ 221DB	163
<i>Medium to Heavy Capacity Belt Scale</i>	
MASTER™ 211	164
<i>Medium to Heavy Capacity Weigh Frame</i>	
MASTER™ 14X	165
<i>Medium to Heavy Capacity Weigh Frame</i>	
MASTER™ 421	166
<i>Light Capacity Weigh Frame</i>	
BCI	167
<i>Weigh Frames</i>	
BCI	168
<i>In-Motion Belt Scale System</i>	
920I® BELT SCALE INTEGRATOR	169
882D BELT SCALE INTEGRATOR	170
BELT SCALE ACCESSORIES	172
BELT SCALE APPLICATION	173

ESPAÑOL | Visite ricelake.com/spanish
para ver todos los materiales
Rice Lake que están
disponibles en español.

Product names, logos, brands, and other trademarks featured
or referred to within this publication are the property of their respective trademark holders.

Master™ 311M

Medium to Heavy Capacity Weigh Frame



Standard Features

- Semi-modular weigh frame design
- Weigh frame without moving parts
- Fits standard conveyors
- Mounts with four bolts
- Requires weigh frame cutting for proper fit
- Minimum modifications to conveyor required

Options:

- Galvanized or stainless construction
- Custom widths available
- Custom lifting weights available on request

Applications:

- Mining, quarries, bulk material blending, process control and retrofit

Part Number/Price

Part #	Description	Est. Weight	Price
163296	311M belt scale weigh frame with 50 kg load cell	125 lb	\$1,305.00
163297	311M belt scale weigh frame with 100 kg load cell	125 lb	\$1,305.00
163298	311M belt scale weigh frame with 250 kg load cell	125 lb	\$1,305.00
Consult	Lifting weight kit		Consult

Specifications

Conveyor Width:

18 in in to 36 in (457 mm to 914 mm)

Capacity:

1,500 tons per hour

Belt Speed:

Maximum 400 feet per minute (2 m/s)

Inclination:

Maximum 12 degrees

Material:

Powder coated mild steel

Accuracy System:

1%

Load Cell:

RL1250: 50 kg, 100 kg, 250 kg

Warranty:

One-year limited warranty

Master™ 221DB

Medium to Heavy Capacity Belt Scale

Specifications

Conveyor Width:

18 in to 72 in (457 mm to 1,829 mm)

Capacity:

3,300 tons per hour

Maximum Belt Speed:

800 feet per minute (4 m/s)

Inclination:

Maximum 25 degrees

Material:

Powder coated mild steel

Accuracy System:

0.5-1%

Load Cell:

RLHBB: 50 kg, 100 kg, 200 kg

Junction Box:

JB4SS

Warranty:

One-year limited warranty



Standard Features

- Weigh frame is mounted on outside of conveyor
- Minimum modifications to conveyor are required
- Service friendly
- Friction-free pivot supports
- Two support beams
- Fits standard conveyors - mounts with four bolts per assembly

Options:

- Galvanized or stainless construction

Applications:

- Medium to heavy capacity

Part Number/Price

Part #	Description	Est. Weight	Price
163292	221DB belt scale with 50 kg load cells	143 lb	\$2,945.00
163293	221DB belt scale with 100 kg load cells	143 lb	\$2,945.00
163294	221DB belt scale with 200 kg load cells	143 lb	\$2,945.00

Master™ 211

Medium to Heavy Capacity Weigh Frame



Standard Features

- Friction-free pivot points
- One load cell carrier beam
- Fits standard conveyors
- Custom built for each application

Options:

- 304/316 Stainless steel
- Dual load cells
- Dual idler
- Custom lifting weights available on request

Applications:

- Medium to heavy capacity, mining and agriculture
- The 211 model consists of an inner frame that is mounted in two friction-free pivots on one end and at a load cell on the other end. An idler is mounted on the inner frame. The pivots absorb the tensile stress in horizontal direction, creating a very solid weighing frame that is also suited for heavy-duty applications.

Part Number/Price

Part #	Description	Price
Consult	Master 211	Consult
Consult	Lifting weight kit	Consult

Specifications

Conveyor Width:

20 in to 80 in (500 mm to 2,000 mm)

Capacity:

3,000 tons per hour

Maximum Belt Speed:

800 feet per minute (4 m/s)

Maximum Inclination:

25 degrees

Material:

Powder coated mild steel

Accuracy System:

0.5 %

Load Cell:

RL20001 alloy steel, s-beam (capacity selected from application)

Warranty:

One-year limited warranty

Master™ 14X

Medium to Heavy Capacity Weigh Frame

Specifications

Conveyor Width:

20 in to 120 in (500 mm to 3,000 mm)

Capacity:

20,000 tons per hour

Belt Speed:

1,400 feet per minute (7 m/s)

Inclination:

25 degrees

Material:

Powder coated mild steel

Accuracy Guidelines:

0.25 %

Load Cell:

RL20001 alloy steel s-beam
(capacity selected from application)

Warranty:

One-year limited warranty



Standard Features

- Custom built for each application
- Fits standard conveyors
- Multiple idler design
- Inner frame free, floating platform

Options:

- 304 Stainless steel
- Two, three or four weigh idlers
- Custom lifting weights available on request

Applications:

- Medium to heavy capacity, mining and aggregate

Part Number/Price

Part #	Description	Price
Consult	Master 142	Consult
Consult	Master 143	Consult
Consult	Master 144	Consult
Consult	Lifting weight kit	Consult

Master™ 421

Light Capacity Weigh Frame



Standard Features

- Ideal for flat belt conveyors
- Roller supported on both sides by load cells
- Open design for easy cleaning

Applications:

- Light capacity, food production and light granular materials

Part Number/Price

Part #	Description	Price
Consult	421 weigh frame	\$2,455.00

Specifications

Conveyor Width:

12 in to 60 in (300 mm to 1,600 mm)

Capacity:

30 tons per hour

Belt Speed:

400 feet per minute (2 m/s)

Inclination:

10 degrees

Material:

Powder coated mild steel / 304 / 316 stainless steel

Accuracy Systems:

0.5 %

Load Cell:

RLHBB single ended beam in 10, 20 or 50 kg capacities

Warranty:

One-year limited warranty

Specifications

Conveyor Widths:

18 in to 72 in

Capacity:

Up to 10,000 tons per hour

Belt Speed:

Up to 1,200 feet per minute

Accuracy Guidelines:

Single-two idler system: 0.5%-1% total error

Three-four idler system: <0.5% total error

System Accuracy:

Guidelines assume clean belt with automatic tensioning system. Accuracy guidelines are typical. System accuracy may vary depending on environmental influences.



*Note: Idler not included.
Customer is responsible for
mounting idler to weigh frame.*

Standard Features

- Experience durability and accuracy with Rice Lake's rugged BCI belt scale weigh frame. Built to last, the BCI is one of the most accurate belt scales in its class. Ideal for mining, quarries, bulk material blending, process control operations and load-out applications, the BCI easily handles capacities up to 10,000 tons per hour with unsurpassed accuracy.

Applications

- Mining, quarries, bulk material blending, process control, utilities, truck/barge/rail loading and retrofit

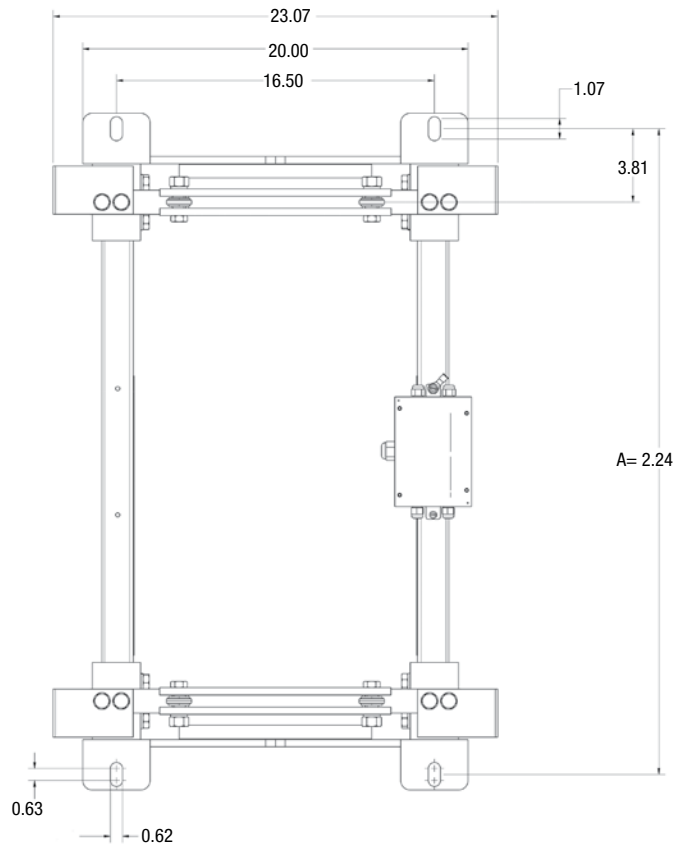
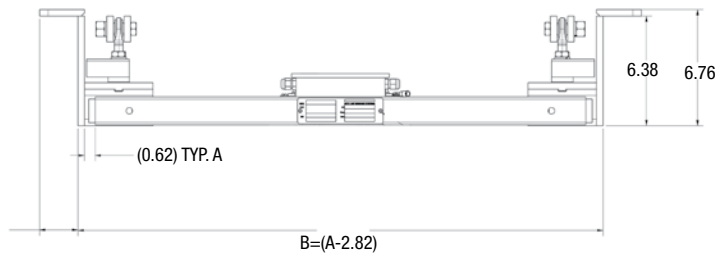
Part Number/Price

Part #	Description	Est. Belt Width	Capacity	Price
Mild Steel Weigh Frames				
94968	24 in weigh frame	18 in	500 lb	\$2,177.00
95208	30 in weigh frame	24 in	500 lb	\$2,177.00
95209	36 in weigh frame	30 in	500 lb	\$2,177.00
95210	42 in weigh frame	36 in	500 lb	\$2,177.00
95211	48 in weigh frame	42 in	500 lb	\$2,177.00
95212	54 in weigh frame	48 in	500 lb	\$2,177.00
96717	60 in weigh frame	54 in	1,000 lb	\$2,177.00
96718	66 in weigh frame	60 in	1,000 lb	\$2,177.00
96719	72 in weigh frame	66 in	1,000 lb	\$2,177.00
Consult	Light-capacity weigh frames			\$2,943.00
Stainless Steel Weigh Frames				
110839	24 in weigh frame	18 in	500 lb	\$3,156.00
105246	30 in weigh frame	24 in	500 lb	\$3,156.00
110841	36 in weigh frame	30 in	500 lb	\$3,156.00
110842	42 in weigh frame	36 in	500 lb	\$3,156.00
110843	48 in weigh frame	42 in	500 lb	\$3,156.00
110844	54 in weigh frame	48 in	500 lb	\$3,156.00
110845	60 in weigh frame	54 in	500 lb	\$3,156.00
110846	66 in weigh frame	60 in	500 lb	\$3,156.00
110847	72 in weigh frame	66 in	500 lb	\$3,156.00
Consult	Light-capacity weigh frames			\$4,248.00
Weigh Frame Accessories				
97413	Shim, plastic 1/16 in thick			\$0.35
97414	Shim, plastic 1/8 in thick			\$0.40
97415	Shim, plastic 1/4 in thick			\$0.60
97416	Kit, shim 50 each 1/16 in, 1/8 in and 1/4 in thick			\$55.00

Please complete the Belt Scale Application on page 173 to obtain a quote

BCi

In-Motion Belt Scale System



Note: Cables on drawings removed for clarity. Idler mounting hardware is not included in weigh frame, see idler mounting bolts above.

920i® Belt Scale Integrator

Specifications

Line Voltages:

115 or 230 VAC,
Frequency: 50 or 60 Hz

Power Consumption:

340 mA, maximum at 115 VAC (26 W)
240 mA at 230 VAC (26 W)

Excitation Voltage:

10 ± VDC, 16 x 350 Ω or 32 x 700 Ω load cells per
A/D card

Analog Signal Input Range:

-10 mV to +45 mV

Analog Signal Sensitivity:

0.3 µV/graduation minimum at 7.5 Hz
1.0 µV/graduation typical at 120 Hz
4.0 µV/graduation typical at 960 Hz

A/D sample rate:

7.5 to 960 Hz, software selectable

Resolution:

Internal Resolution: 8 million counts/8,000,000

Weight Display Resolution:

9,999,999

System Linearity:

± 0.01% full scale

Digital I/O:

Six I/O channels on CPU board; optional 24-channel
I/O expansion boards available

Circuit Protection:

RFI, EMI, ESD protection

Serial Ports:

Four ports on CPU board support up to 115,200
bps; optional dual-channel serial expansion boards
available
Port 1: Full duplex RS-232
Port 2: RS-232 with CTS/RTS; PS/2 keyboard
interface via DB-9 connector
Port 3: Full duplex RS-232, 20 mA output
Port 4: Full duplex RS-232, 2-wire RS-485,
20 mA output

Display:

(W x H) 4.6 x 3.4 in (116 x 86 mm)
320 x 240 pixel VGA liquid crystal display (LCD)
module with adjustable contrast

Keyboard:

27-key membrane panel, tactile feel, PS/2 port for
external keyboard connection

Operating Temperature:

14° F to 104° F (-10° C to 40° C)

Industrial:

14° F to 122° F (-10° C to 50° C)

Dimensions:

Universal: (W x H x D) 10.5 x 10.9 x 4.5 in
(266 x 215 x 114 mm)
Deep Universal: (W x H x D) 10.75 x 10.75 x 5.4 in
(273 x 273 x 137 mm)

Weight:

Panel Mount Enclosure: 8.5 lb (3.9 kg)
Deep Universal: 11 lb (5.0 kg)

Rating/Material:

NEMA Type 4X/IP66, stainless steel

Warranty:

Two-year limited warranty on integrator and
load cells

Approvals:

CE Marked
UL and C-UL listed (universal, deep and wall mount
enclosure)
Custom wall mount approved for 508A (optional)
Panel mount UL recognized



920i® Integrator

Standard Features

- Large (W x H) 4.6 x 3.4 in 320 x 240 pixel backlit LCD graphical display
- NEMA Type 4X/IP66 stainless steel display enclosure
- Four bidirectional communication ports
- Rate and speed time displayed by the hour, minute or second
- Measurement displayed in feet or meters
- Unit of rate displayed in tons, pounds, kilograms, metric tons or long tons
- Digital I/O for totalizer
- Optional analog and alarm outputs
- For added security, integrator has the ability to be password protected
- Optional communication protocol cards include ControlNet, Rockwell Automation's DeviceNet, Rockwell Automation's Remote I/O, Rockwell Automation's EtherNet IP, Profibus DP, 0-10 VAC or 4-20 mA analog output, Ethernet TCP/IP,
- Standard communication RS-232, RS-485, 20 mA current loop
- Built-in support for ticket printing

APPROVALS



Part Number/Price

Part #	Description	Price
Integrators		
95214	Belt scale integrator 115 VAC, deep enclosure	\$2,475.00
95215	Belt scale integrator 230 VAC, deep enclosure	\$2,475.00
170693	Belt scale integrator, panel mount	\$2,475.00
170694	Belt scale integrator, wall mount	\$2,925.00
107615	Belt scale integrator with UPS 115 VAC	\$2,575.00
107616	Belt scale integrator with UPS 230 VAC	\$2,575.00
120550	Belt scale integrator with deep enclosure, two slot expansion, EtherNet IP for A-B, 115 V	\$3,575.00
120551	Belt scale integrator with deep enclosure, two slot expansion, EtherNet IP for A-B, 230 V	\$3,575.00
150811	Belt scale integrator with deep enclosure, two slot expansion, analog output	\$3,125.00
69782	Two-slot expansion board (wall mount)	\$300.00
71743	Two-slot expansion board (panel mount & deep universal)	\$300.00
98057	Ethernet TCP/IP, wireless LAN card 802.11 B/G	\$650.00
87803	Ethernet IP (specifically for A-B PLC)	\$800.00
67602	Analog output: selectable 0-10V, 0-20 mA	\$310.00

Please complete the Belt Scale Application on page 173 to obtain a firm quote
See Indicators for additional 920i options

882D Belt Scale Integrator



Standard Features

- LCD display, 0.8 in seven-digit, seven-segment weight display, 3 x 20 pixelated prompt area
- RS-232 or RS-485 serial port
- USB device port connects directly to a PC
- Ethernet TCP/IP polled or continuous
- AC or DC models
- Hardware slot for two option card
- Operator functions through menu key for audit trail, preset tare, accumulator, time & date and setpoints
- Audit trail tracking for configuration and calibration changes. Password protection for user and configuration changes.
- Setpoints for control and alarms
- Four onboard digital I/O channels
- Four programmable ticket formats up to 1,000 characters
- Filter settings for light, medium and heavy noise
- Speed inputs

Options:

- Analog output
- Relay board
- Ethernet/IP/Profinet/Modbus TCP/DeviceNet/Profibus/EtherCAT
- Digital I/O

Approvals



Specifications

Power

Input voltages: 100-240 VAC; 9-36 VDC
Input frequency: 47-63 Hz

Power Consumption:

AC: 15 watts; DC: 20 watts

Excitation Voltage:

10 VDC 8 x 350 Ω (16 x 700 Ω) load cells

Analog Signal Input Range:

-45 mV to 45 mV

Analog Signal Sensitivity:

0.3 μ V/graduation minimum at 7.5 Hz;
1.0 μ V/graduation typical at 120 Hz

Sample Rate:

7.5 to 120 Hz, software selectable

Resolution:

Internal: 8 million counts 23 bit weight display:
100,000

System Linearity:

\pm 0.01% full scale

Digital I/O:

Four I/O onboard primary keys, pseudo functions,
batching functions

Circuit Protection:

18 KV, 10 V/meter

Communication Ports:

RS-232 full duplex or RS-485 half duplex; USB
micro A/B connector 2.0; Ethernet TCP/IP

Pulse Input:

Dual inputs for redundancy

Display:

LCD display, seven-digit, seven-segment weight
display, 3 x 20 pixelated prompt area

Status Annunciators:

Load, total, rate, speed, zero

Keyboard:

Flat membrane panel, tactile feel

Operating Temperature:

Industrial: 14° F to 122° F (-10° C to 50° C)

Dimensions (W x H x D):

9.87 x 9.38 x 4.33

Weight:

12 lb (5.4 kg)

Material:

Stainless steel

Rating:

IP66

Warranty:

Two-year limited warranty

Approvals:

CE Marked (pending)
UL/c-UL Listed (pending)

882D Belt Scale Integrator

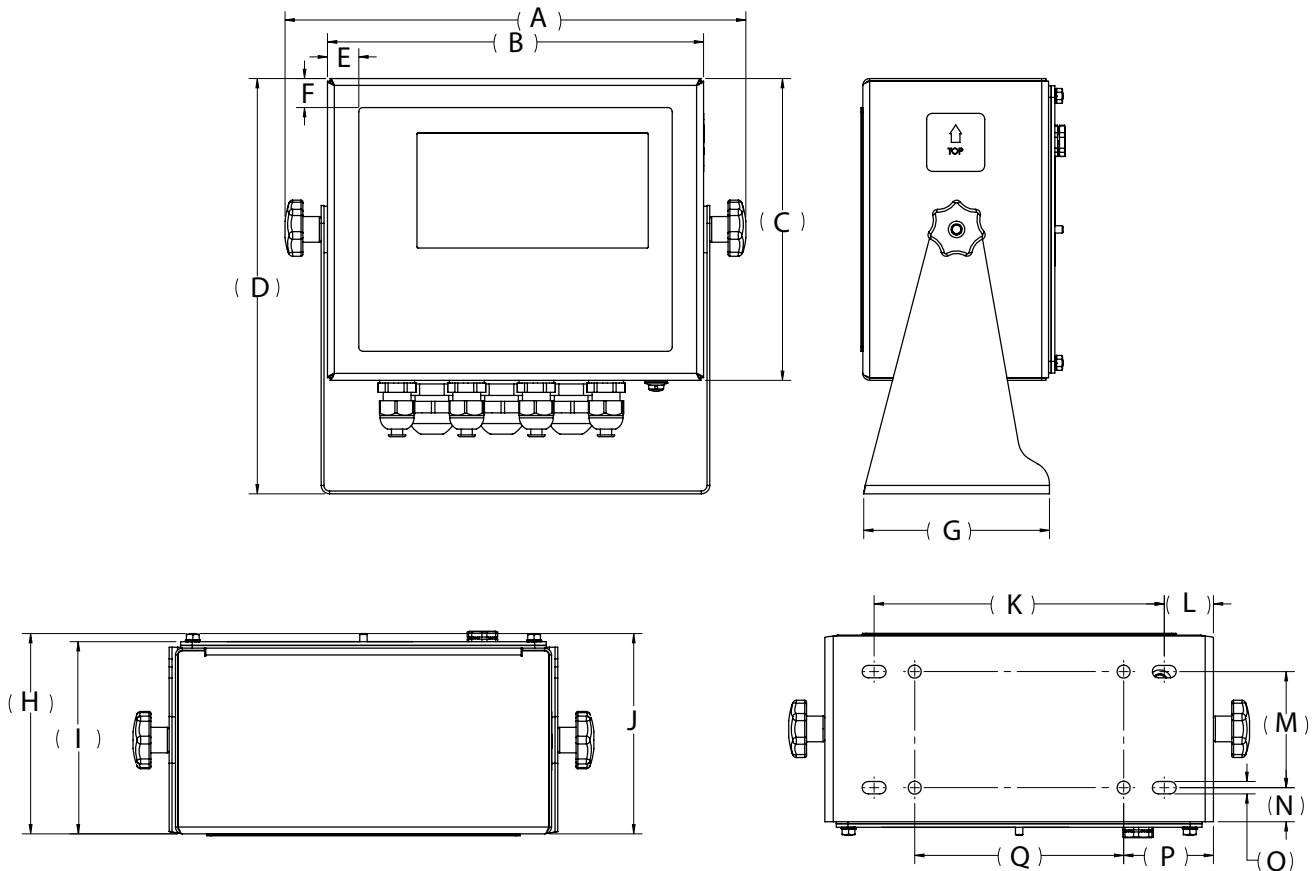
Part Number/Price

Part #	Description	Price
Integrators		
177708	120 VAC	\$1,838.00
180847	220 VAC Euro power cord	\$1,838.00
184683	9-36 VDC	\$1,977.00

Options/Accessories

Part #	Description	Price
190527	882D option, digital I/O	\$310.00
190528	882D option, single analog out	\$360.00
190529	882D option, relay interface	\$410.00
Network Cards		
190530	882D option, Ethernet/IP	\$575.00
190531	882D option, DeviceNet	\$575.00
190532	882D option, ProfiNet	\$575.00
190534	882D option, Profibus	\$575.00
190533	882D option, Modbus TCP	\$575.00
190535	882D option, EtherCAT	\$575.00

Please complete the Belt Scale Application on page 173 to obtain a quote



Dimensions			
A	9.93 in (252.2 mm)	J	4.32 in (109.7 mm)
B	8.10 in (205.7 mm)	K	6.25 in (158.8 mm)
C	6.50 in (165.1 mm)	L	1.06 in (26.9 mm)
D	8.94 in (227.1 mm)	M	2.50 in (63.5 mm)
E	0.68 in (17.3 mm)	N	0.73 in (18.5 mm)
F	0.63 in (16 mm)	O	0.27 in (6.9 mm)
G	4.00 in (101.6 mm)	P	1.93 in (49 mm)
H	4.31 in (109.5 mm)	Q	4.50 in (114.3 mm)
I	4.14 in (105.2 mm)		

Belt Scale Accessories



High-resolution Speed Sensor



Magnetic Coupler



Speed Wheel



Speed Sensors 125334 and 163319

Part Number/Price

Part #	Description	Price
Speed Sensing		
152626	500 PPR high-resolution encoder kit, requires 152247 if magnetic coupling is required	\$1,259.00
152247	Magnetic coupler, use with 152626	\$352.00
125334	Speed sensor, belt scale 50 PPR (generator type)	\$846.00
163319	Speed sensor, belt scale 600 PPR (encoder type)	\$979.00
94969	Speed wheel assembly, 10 PPR NPN Configuration	\$760.00
Idler Mounting Bolts (Set of Two)		
126282	3 in angle iron base	\$87.00
126283	4 in angle iron base	\$98.00
Static Weights		
99708	15 lb weight	\$158.00
99709	30 lb weight	\$214.00
99696	3 in static weight mounting bracket (set of two)	\$433.00
99922	4 in static weight mounting bracket (set of two)	\$489.00
Speed Sensor Replacement Parts		
94979	Sensor proximity	\$107.00
98320	Shoulder bolt	\$14.00
95216	Bushing, speed wheel	\$12.00
192927	Coupler, replacement for 125334 and 163319	\$112.00
Accessories		
21161	Junction box, splice single cell	\$66.00
98501	Cable, load cell custom, 20 ft EL146HE	\$28.00

Idler hardware not included with weigh frames

Belt Scale Application



Company _____ Prepared By _____ Date _____

Address _____

City _____ State/Zip/Country _____

Phone _____ Fax _____ Email _____

Application Notes:

MATERIAL

Material being measured _____ Bulk Density (lb/cu. ft) _____

Corrosive state of material (choose one) ☐ High ☐ Moderate ☐ Not Corrosive

Feed Rate t/hr: _____ min. _____ max. Accuracy Required: +/- _____ %

Constant Feed Rate: ☐ Yes ☐ No

CONVEYOR

(Supply sketch where possible) ☐ Sketch attached

Application: ☐ Inventory ☐ Load out ☐ Control ☐ Blending

Profile: ☐ Horizontal ☐ Incline/decline _____ (deg) ☐ Variable Incline _____ (deg) ☐ Curved

Automatic tensioning apparatus: ☐ Yes ☐ No

Access side: (looking in direction of belt travel) ☐ Left ☐ Right ☐ Both

Is area classified as an explosive environment? ☐ Yes ☐ No

Does the current conveyor have scale grade idlers? ☐ Yes ☐ No

Belt speed (ft/m per minute): _____ min. _____ max.

Condition of belt? _____

What type of splice does the belt have? _____

Belt length: _____ ft/m Belt width: _____ in/cm Belt cleaning device: ☐ Yes ☐ No

Idler diameter: _____ in/cm Idler spacing: _____ in/cm Tail pulley diameter: _____ in/cm

Trough angle: _____ degrees Conveyor length: _____ ft/m

INTEGRATOR REQUIREMENTS

Integrator type: ☐ Deep universal ☐ Panel mount ☐ Wall mount

Power available: ☐ 115V ☐ 230V ☐ 9-36VDC

Communications: ☐ AB remote I/O ☐ Device net ☐ Profibus-DP ☐ Ethernet IP

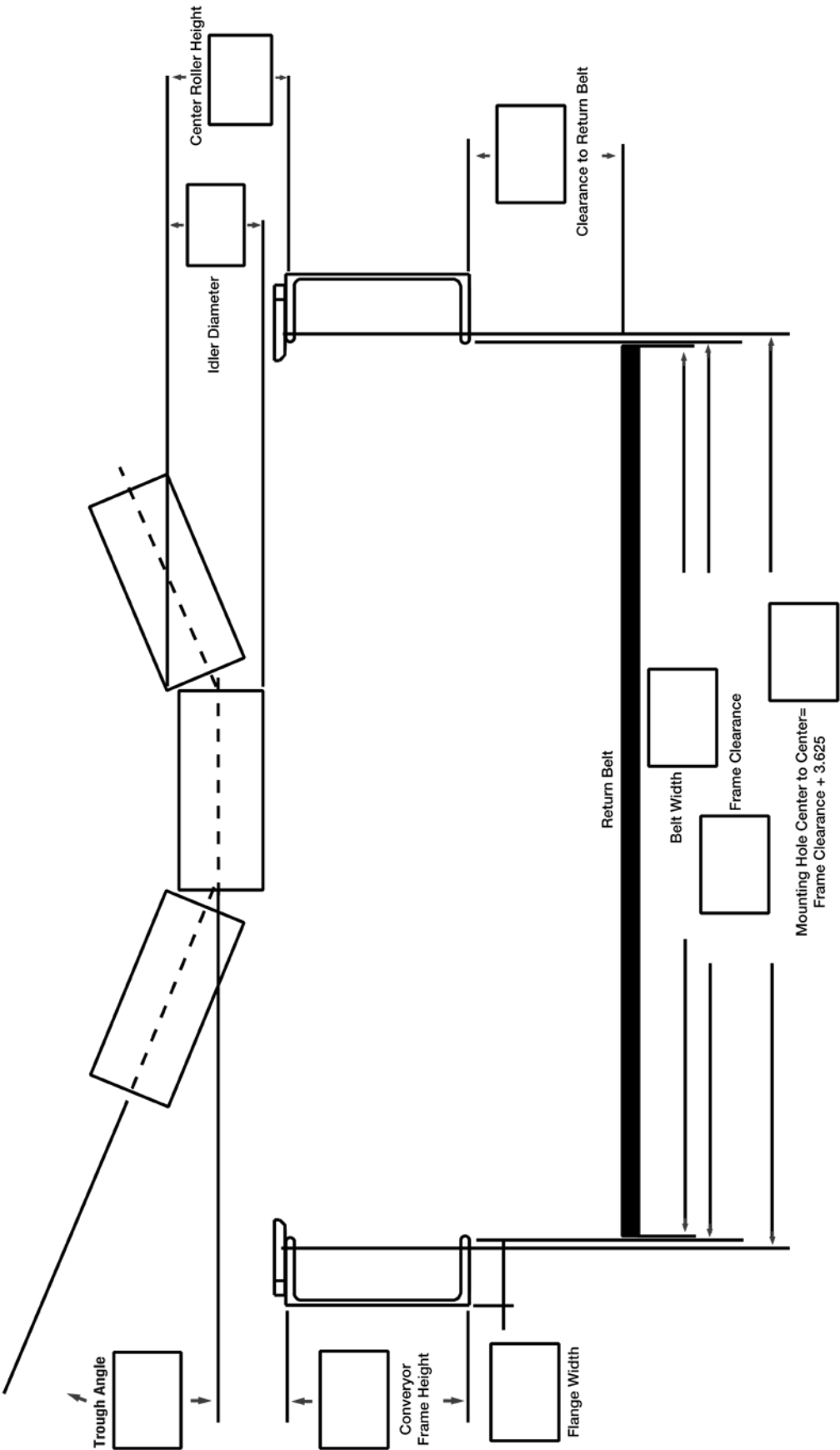
☐ Analog output ☐ RS-232 (standard) ☐ Ethernet TCP/IP ☐ Control Net

Remote Display Rate: ☐ Yes ☐ No Remote Display Totalizer: ☐ Yes ☐ No

Speed sensor: ☐ Speed wheel ☐ Shaft encoder ☐ Magnet

☐ Printer: Model _____

Belt Scale Application



Bench Scales

TABLE OF CONTENTS

BENCHMARK® SL	176
<i>Light-capacity Bench Scales</i>	
BENCHMARK® CW-80B	178
<i>Light-capacity Bench Scales</i>	
BENCHMARK® SL/HE	180
<i>Light-capacity Bench Scales</i>	
CW-90B	182
<i>Light-capacity Bench Scales</i>	
CW-90XB	183
<i>Light-capacity Bench Scales</i>	
BENCHMARK™	184
<i>Mild Steel</i>	
BENCHMARK™	186
<i>Stainless Steel</i>	
BENCHMARK™	188
<i>HE Series</i>	
BENCHMARK™ HE-X	190
<i>Hostile Environment Extreme Bench Scale</i>	
BENCHMARK™ LP	192
<i>Low Profile Bench Scales</i>	
BENCHMARK™ HD	193
<i>Heavy Duty Bench Scales</i>	
BENCHMARK™ HDP	194
<i>Portable Heavy Duty Bench Scales</i>	
ISHIDA IPC SERIES	195
<i>Portable Bench Scales</i>	
VERSA-PORION®	196
<i>Compact Scale</i>	
ISHIDA IGX AND IGB SERIES	197
BENCHPRO™ BP-P	198
<i>Postal Scale</i>	
BENCHPRO™ BP-S	200
<i>Shipping Bench Scale</i>	
BENCHPRO™ BP-SB	202
<i>Shipping Bench Scale with Ball Top Shroud</i>	
BENCHPRO™ BP-SR	204
<i>Shipping Bench Scale with Roller Conveyor</i>	
BENCHMARK® MSC-10	
MOBILE SCALE CART	206
BENCHMARK® MSC-20	
MOBILE SCALE CART	207
BENCHMARK® MSC-30	
MOBILE SCALE CART	208
BENCHMARK® MSC-40	
MOBILE SCALE CART	209
BENCH SCALE BALL TRANSFER	
AND ROLLER CONVEYOR	210

ESPAÑOL | Visite ricelake.com/spanish
para ver todos los materiales
Rice Lake que están
disponibles en español.

Product names, logos, brands and other trademarks featured
or referred to within this publication are the property of their respective trademark holders.

BenchMark® SL

Light-capacity Bench Scales



Standard Features

- 304 stainless steel construction
- LifeGuard™ base design isolates load cell from overloads and shock loads for added durability
- Specially designed adjustable support feet provide exceptional traction and won't scratch surfaces
- NTEP Certified IP66 aluminum load cell

APPROVALS



Measurement
Canada
Approved



Specifications

Load Cell, NTEP Certified:

IP66 aluminum and environmentally sealed

Output Impedance:

350 Ω

Maximum Overload:

200%

Overload Protection:

Shock-absorbing spider

Cable Length:

10 ft (3 m)

Compensated Temperature Range:

14° F to 104° F (-10° C to 40° C)

Warranty:

Two-year limited warranty

Approvals:

NTEP CC 95-072, Class III 5,000 d

Measurement Canada AM-5082, Class III 5,000 d

Load cell is cFMus approved

Part Number/Price

Part #	Platform Capacity	Dimensions	Est. Weight	Price
18575*	2 lb (1 kg)	10 x 10 x 3.15 in	13 lb	\$640.00
18576	5 lb (2.5 kg)	10 x 10 x 3.15 in	13 lb	\$640.00
18577	10 lb (5 kg)	10 x 10 x 3.15 in	13 lb	\$640.00
18578	20 lb (10 kg)	10 x 10 x 3.15 in	13 lb	\$640.00
18579	30 lb (15 kg)	10 x 10 x 3.15 in	13 lb	\$640.00
32914	30 lb (15 kg)	12 x 12 x 3.25 in	14 lb	\$720.00
32913	50 lb (25 kg)	12 x 12 x 3.25 in	14 lb	\$720.00
35198	100 lb (50 kg)	12 x 12 x 3.25 in	14 lb	\$720.00

Options/Accessories

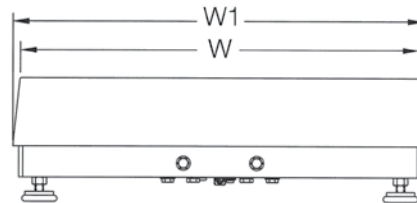
Part #	Description	Price
N/A	Ball transfer and roller conveyor top	See end of section for details
112044	12 in column for IQ plus® 210, CW-90, CW-90X, 480/482 Legend Series, 680 Synergy Series	\$135.00
112045	18 in column for IQ plus® 210, CW-90, CW-90X, 480/482 Legend Series, 680 Synergy Series	\$180.00
196363	12 in column for 882IS/882IS Plus with battery	\$200.00
196364	18 in column for 882IS/882IS Plus with battery	\$245.00
197482	12 in column for 882IS/882IS Plus with power supply (Note: Power supply does not mount to column)	\$135.00
197484	18 in column for 882IS/882IS Plus with power supply (Note: Power supply does not mount to column)	\$180.00
64576	Attachment bracket for IQ plus® 210 and 480/482 Legend Series	\$51.50
22125	Additional operating manual	\$5.25

Dimensions

Part #	Capacity	Platform Size (L x W)	L1/W1	H
18575*	2 lb (1 kg)	10 x 10 in	10.25 in	3.15 in
18576	5 lb (2.5 kg)	10 x 10 in	10.25 in	3.15 in
18577	10 lb (5 kg)	10 x 10 in	10.25 in	3.15 in
18578	20 lb (10 kg)	10 x 10 in	10.25 in	3.15 in
18579	30 lb (15 kg)	10 x 10 in	10.25 in	3.15 in
32914	30 lb (15 kg)	12 x 12 in	12.25 in	3.25 in
32913	50 lb (25 kg)	12 x 12 in	12.25 in	3.25 in
35198	100 lb (50 kg)	12 x 12 in	12.25 in	3.25 in

*Non-NTEP or Measurement Canada approved

Note: 1"=25.4 mm



BenchMark® CW-80B

Light-capacity Bench Scales



Standard Features

- 304 stainless steel construction
- LifeGuard™ base design isolates load cell from overloads and shock loads for added durability
- Specially designed adjustable support feet provide exceptional traction and won't scratch surfaces
- NTEP Certified, IP67 stainless steel load cell

APPROVALS



Measurement
Canada
Approved



Specifications

Load Cell, NTEP Certified:

IP67 stainless steel and environmentally sealed

Output Impedance:

350 Ω

Maximum Overload:

200%

Overload Protection:

Shock-absorbing spider

Cable Length:

10 ft (3 m)

Compensated Temperature Range:

14° F to 104° F (-10° C to 40° C)

Warranty:

Two-year limited warranty

Approvals:

NTEP CC 96-107, Class III, 3000 d.

Measurement Canada AM-5156, Class III 3,000 d

Load cell is FM approved

Part Number/Price

Part #	Platform Capacity	Dimensions	Est. Weight	Price
35075	6 lb (3 kg)	10 x 10 x 3.15 in	13 lb	\$730.00
35076	10 lb (5 kg)	10 x 10 x 3.15 in	13 lb	\$730.00
35077	15 lb (7 kg)	10 x 10 x 3.15 in	13 lb	\$730.00
35078	30 lb (15 kg)	10 x 10 x 3.15 in	13 lb	\$730.00
35079	30 lb (15 kg)	12 x 12 x 3.25 in	14 lb	\$840.00
35080	60 lb (30 kg)	12 x 12 x 3.25 in	14 lb	\$840.00

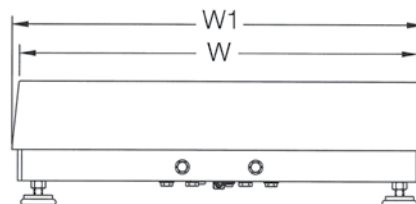
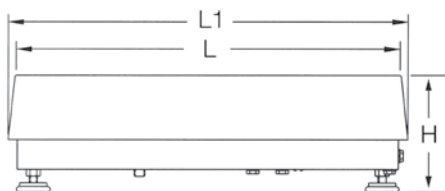
Options/Accessories

Part #	Description	Price
N/A	Ball transfer and roller conveyor top	See end of section for details
112044	12 in column for IQ plus® 210, CW-90, CW-90X, 480/482 Legend Series, 680 Synergy Series	\$135.00
112045	18 in column for IQ plus® 210, CW-90, CW-90X, 480/482 Legend Series, 680 Synergy Series	\$180.00
196363	12 in column for 882IS/882IS Plus with battery	\$200.00
196364	18 in column for 882IS/882IS Plus with battery	\$245.00
197482	12 in column for 882IS/882IS Plus with power supply (Note: Power supply does not mount to column)	\$135.00
197484	18 in column for 882IS/882IS Plus with power supply (Note: Power supply does not mount to column)	\$180.00
64576	Attachment bracket for IQ plus® 210 and 480/482 Legend Series	\$51.50
22125	Additional operating manual	\$5.25

Dimensions


Part#	Capacity	Platform Size (L x W)	L1/W1	H
35075	6 lb (3 kg)	10 x 10 in	10.25 in	3.15 in
35076	10 lb (5 kg)	10 x 10 in	10.25 in	3.15 in
35077	15 lb (7 kg)	10 x 10 in	10.25 in	3.15 in
35078	30 lb (15 kg)	10 x 10 in	10.25 in	3.15 in
35079	30 lb (15 kg)	12 x 12 in	12.25 in	3.25 in
35080	60 lb (30 kg)	12 x 12 in	12.25 in	3.25 in

Note: 1"=25.4 mm



BenchMark® SL/HE

Light-capacity Bench Scales



Standard Features

- 304 stainless steel construction
- LifeGuard™ base design isolates load cell from overloads and shock loads for added durability
- Specially designed adjustable support feet provide exceptional traction and won't scratch surfaces
- NTEP Certified, IP69K stainless steel, hermetically sealed load cell

APPROVALS



Measurement
Canada
Approved



Specifications

Load Cell, NTEP Certified:

IP69K stainless steel, hermetically sealed

Output Impedance:

350 Ω

Maximum Overload:

200%, except 150% for 30 lb

Overload Protection:

Shock-absorbing spider

Cable Length:

10 ft (3 m)

Compensated Temperature Range:

14° F to 104° F (-10° C to 40° C)

Warranty:

Three-year limited warranty
(includes water ingress)

Approvals:

NTEP CC 95-072, Class III 5,000 d

Measurement Canada AM-5082, Class III 5,000 d

Load cell is FM approved

Part Number/Price

Part #	Platform Capacity	Dimensions	Est. Weight	Price
86942	5 lb (2.5 kg)	10 x 10 x 3.15 in	13 lb	\$1,005.00
86943	10 lb (5 kg)	10 x 10 x 3.15 in	13 lb	\$1,005.00
86944	20 lb (10 kg)	10 x 10 x 3.15 in	13 lb	\$1,005.00
86945	30 lb (15 kg)	10 x 10 x 3.15 in	13 lb	\$1,005.00
86946	30 lb (15 kg)	12 x 12 x 3.25 in	13 lb	\$1,085.00
86947	50 lb (25 kg)	12 x 12 x 3.25 in	14 lb	\$1,085.00
86948	100 lb (50 kg)	12 x 12 x 3.25 in	14 lb	\$1,085.00

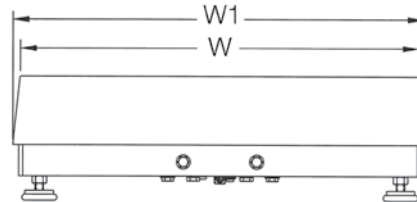
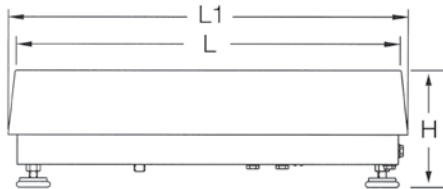
Options/Accessories

Part #	Description	Price
N/A	Ball transfer and roller conveyor top	See end of section for details
112044	12 in column for IQ plus® 210, CW-90, CW-90X, 480/482 Legend Series, 680 Synergy Series	\$135.00
112045	18 in column for IQ plus® 210, CW-90, CW-90X, 480/482 Legend Series, 680 Synergy Series	\$180.00
196363	12 in column for 882IS/882IS Plus with battery	\$200.00
196364	18 in column for 882IS/882IS Plus with battery	\$245.00
197482	12 in column for 882IS/882IS Plus with power supply (Note: Power supply does not mount to column)	\$135.00
197484	18 in column for 882IS/882IS Plus with power supply (Note: Power supply does not mount to column)	\$180.00
64576	Attachment bracket for IQ plus® 210 and 480/482 Legend Series	\$51.50
22125	Additional operating manual	\$5.25

Dimensions

Part #	Capacity	Platform Size (L x W)	L1/W1	H
86942	5 lb (2.5 kg)	10 x 10 in	10.25 in	3.15 in
86943	10 lb (5 kg)	10 x 10 in	10.25 in	3.15 in
86944	20 lb (10 kg)	10 x 10 in	10.25 in	3.15 in
86945	30 lb (15 kg)	10 x 10 in	10.25 in	3.15 in
86946	30 lb (15 kg)	12 x 12 in	12.25 in	3.25 in
86947	50 lb (25 kg)	12 x 12 in	12.25 in	3.25 in
86948	100 lb (50 kg)	12 x 12 in	12.25 in	3.25 in

Note: 1"=25.4 mm



CW-90B

Light-capacity Bench Scales

**Specifications****Load Cell, NTEP Certified:**

IP67 aluminum and environmentally sealed

Output Impedance:350 Ω **Maximum Overload:**

180 to 200% depending on capacity

Overload Protection:

Five-point, independently adjusted

Cable Length:

34 in or 10 ft

Compensated Temperature Range:

14° F to 104° F (-10° C to 40° C)

Warranty:

Two-year limited warranty

Approvals:

NTEP CC 95-072, Class III 5,000 d

Measurement Canada AM-5082, Class III 5,000 d

Load cell is cFMus

Standard Features

- 304 stainless steel construction
- Five-point overload protection
- Specially designed adjustable support feet provide exceptional traction and will not scratch surfaces
- IP67 Aluminum environmentally sealed load cell

APPROVALS

Measurement
Canada
Approved

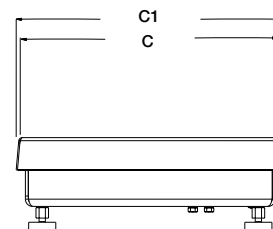
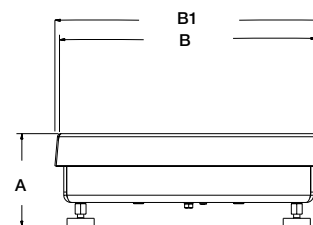
**Part Number/Price**

Part #		Platform Capacity	Dimensions	Est. Weight	Price
10 ft cable	34 in cable				
112599	106137	5 lb (2.5 kg)	10 x 10 x 4.25 in	14 lb	\$640.00
112601	106138	10 lb (5 kg)	10 x 10 x 4.25 in	14 lb	\$640.00
112603	106139	25 lb (12.5 kg)	10 x 10 x 4.25 in	14 lb	\$640.00
112605	106140	25 lb (12.5 kg)	12 x 12 x 4.25 in	17 lb	\$720.00
112607	106141	50 lb (25 kg)	12 x 12 x 4.25 in	17 lb	\$720.00
112609	106142	100 lb (50 kg)	12 x 12 x 4.25 in	17 lb	\$720.00

Options/Accessories

Part #	Description	Price
N/A	Ball transfer and roller conveyor top	See end of section for details
112044	12 in column for IQ plus® 210, CW-90, CW-90X, 480/482 Legend Series, 680 Synergy Series	\$135.00
112045**	18 in column for IQ plus® 210, CW-90, CW-90X, 480/482 Legend Series, 680 Synergy Series	\$180.00
196363	12 in column for 882IS/882IS Plus with battery	\$200.00
196364	18 in column for 882IS/882IS Plus with battery	\$245.00
197482	12 in column for 882IS/882IS Plus with power supply (Note: Power supply does not mount to column)	\$135.00
197484	18 in column for 882IS/882IS Plus with power supply (Note: Power supply does not mount to column)	\$180.00

** Not recommended for use with scale bases smaller than 12 x 12 in

**Drawing Dimensions**

10 in x 10 in			
A	4.25 in (107.95 mm)	C	10 in (254 mm)
B	10 in (254 mm)	C1	10.25 in (260.35 mm)
B1	10.25 in (260.35 mm)		
12 in x 12 in			
A	4.25 in (107.95 mm)	C	12.0 in (304.8 mm)
B	12.0 in (304.8 mm)	C1	12.25 (311.15 mm)
B1	12.25 (311.15 mm)		

Specifications

Load Cell, NTEP Certified:

IP69K stainless steel and hermetically sealed

Output Impedance:

 350 Ω
Maximum Overload:

180 to 200% depending on capacity

Overload Protection:

Five-point, independently adjusted

Cable Length:

34 in or 10 ft

Compensated Temperature Range:

14° F to 104° F (-10° C to 40° C)

Warranty:

Three-year limited warranty (includes water ingress)

Approvals:

NTEP CC 95-072, Class III 5,000 d

Measurement Canada AM-5082, Class III 5,000

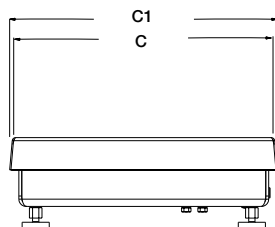
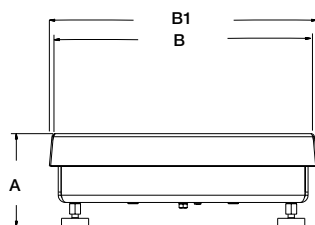
Load cell is FM approved



Standard Features

- 304 stainless steel construction
- Five-point overload protection
- Specially designed adjustable support feet provide exceptional traction and will not scratch surfaces
- IP69K, stainless steel hermetically sealed load cell

APPROVALS


 Measurement
Canada
Approved


Part Number/Price

Part #		Platform Capacity	Dimensions	Est. Weight	Price
10 ft Cable	34 in Cable				
112600	106143	5 lb (2.5 kg)	10 x 10 x 4.25 in	14 lb	\$1,005.00
112602	106144	10 lb (5 kg)	10 x 10 x 4.25 in	14 lb	\$1,005.00
112604	106145	25 lb (12.5 kg)	10 x 10 x 4.25 in	14 lb	\$1,005.00
112606	106146	25 lb (12.5 kg)	12 x 12 x 4.25 in	17 lb	\$1,085.00
112608	106147	50 lb (25 kg)	12 x 12 x 4.25 in	17 lb	\$1,085.00
112610	106148	100 lb (50 kg)	12 x 12 x 4.25 in	17 lb	\$1,085.00

Options/Accessories

Part #	Description	Price
N/A	Ball transfer and roller conveyor top	See end of section for details
112044	12 in column for IQ plus® 210, CW-90, CW-90X, 480/482 Legend Series, 680 Synergy Series	\$135.00
112045**	18 in column for IQ plus® 210, CW-90, CW-90X, 480/482 Legend Series, 680 Synergy Series	\$180.00
196363	12 in column for 882IS/882IS Plus with battery	\$200.00
196364	18 in column for 882IS/882IS Plus with battery	\$245.00
197482	12 in column for 882IS/882IS Plus with power supply (Note: Power supply does not mount to column)	\$135.00
197484	18 in column for 882IS/882IS Plus with power supply (Note: Power supply does not mount to column)	\$180.00

** Not recommended for use with scale bases smaller than 12 x 12 in

Drawing Dimensions

10 in x 10 in			
A	4.25 in (107.95 mm)	C	10 in (254 mm)
B	10 in (254 mm)	C1	10.25 in (260.35 mm)
B1	10.25 in (260.35 mm)		
12 in x 12 in			
A	4.25 in (107.95 mm)	C	12.0 in (304.8 mm)
B	12.0 in (304.8 mm)	C1	12.25 (311.15 mm)
B1	12.25 (311.15 mm)		

BenchMark™

Mild Steel



APPROVALS



Measurement
Canada
Approved



†† Load cell approval



† Load cell approval

Specifications

Load Cell, NTEP Certified:

IP66 aluminum, environmentally sealed

Output Impedance:

350 Ω

Maximum Overload:

150-200% depending on capacity

Overload Protection:

Five-point, independently adjusted

Cable Length:

10 ft (3 m)

Compensated Temperature Range:

14° F to 104° F (-10° C to 40° C)

Warranty:

Two-year limited warranty

Approvals:

NTEP CC 95-072, Class III, 5,000 d

Measurement Canada AM-5082, Class III, 5,000 d

Standard Features

- Painted mild steel frame with 304 stainless steel cover
- Base design isolates load cell from overloads and shock loads for added durability
- Specially designed adjustable support feet provide exceptional traction and will not scratch surfaces

Part Number/Price

Part #	Capacity	Platform Dimensions	Est. Weight	Price
18580 †	30 lb (15 kg)	12 x 12 x 4.12 in	20 lb	\$765.00
18582 †	50 lb (25 kg)	12 x 12 x 4.12 in	20 lb	\$765.00
18584 †	100 lb (50 kg)	12 x 12 x 4.12 in	20 lb	\$765.00
18586 ††	50 lb (25 kg)	12 x 18 x 4.12 in	37 lb	\$850.00
18588 ††	100 lb (50 kg)	12 x 18 x 4.12 in	37 lb	\$850.00
18590 †	50 lb (25 kg)	18 x 18 x 5.25 in	68 lb	\$1,045.00
18592 †	100 lb (50 kg)	18 x 18 x 5.25 in	68 lb	\$1,045.00
18594 †	150 lb (75 kg)	18 x 18 x 5.25 in	68 lb	\$1,045.00
18596 †	200 lb (100 kg)	18 x 18 x 5.25 in	68 lb	\$1,045.00
18598 †	250 lb (125 kg)	18 x 18 x 5.25 in	68 lb	\$1,045.00
18600 †	300 lb (150 kg)	18 x 18 x 5.25 in	68 lb	\$1,045.00
18602 †	500 lb (250 kg)	18 x 18 x 5.25 in	68 lb	\$1,045.00
18604 †	1,000 lb (500 kg)	18 x 18 x 5.25 in	68 lb	\$1,155.00
18606 †	50 lb (25 kg)	18 x 24 x 5.25 in	78 lb	\$1,155.00
18608 †	100 lb (50 kg)	18 x 24 x 5.25 in	78 lb	\$1,155.00
18610 †	150 lb (75 kg)	18 x 24 x 5.25 in	78 lb	\$1,155.00
18612 †	200 lb (100 kg)	18 x 24 x 5.25 in	78 lb	\$1,155.00
18614 †	250 lb (125 kg)	18 x 24 x 5.25 in	78 lb	\$1,155.00
18616 †	300 lb (150 kg)	18 x 24 x 5.25 in	78 lb	\$1,155.00
18618 †	500 lb (250 kg)	18 x 24 x 5.25 in	78 lb	\$1,155.00
18620 ††	1,000 lb (500 kg)	18 x 24 x 5.25 in	78 lb	\$1,275.00
18622 †	100 lb (50 kg)	24 x 24 x 5.25 in	78 lb	\$1,275.00
18624 †	150 lb (75 kg)	24 x 24 x 5.25 in	84 lb	\$1,275.00
18626 †	200 lb (100 kg)	24 x 24 x 5.25 in	84 lb	\$1,275.00
18628 †	250 lb (125 kg)	24 x 24 x 5.25 in	84 lb	\$1,275.00
18630 †	300 lb (150 kg)	24 x 24 x 5.25 in	84 lb	\$1,275.00
18632 †	500 lb (250 kg)	24 x 24 x 5.25 in	84 lb	\$1,395.00
18634 ††	1,000 lb (500 kg)	24 x 24 x 5.25 in	84 lb	\$1,395.00

Options/Accessories

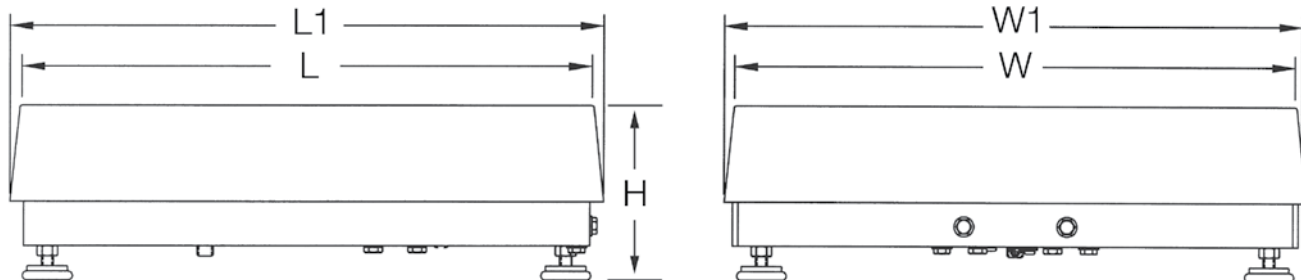
Part #	Description	Price
N/A	Ball transfer and roller conveyor top	See end of section for details
112044	12 in column for IQ plus® 210, CW-90, CW-90X, 480/482 Legend Series, 680 Synergy Series	\$135.00
112045	18 in column for IQ plus® 210, CW-90, CW-90X, 480/482 Legend Series, 680 Synergy Series	\$180.00
196363	12 in column for 882IS/882IS Plus with battery	\$200.00
196364	18 in column for 882IS/882IS Plus with battery	\$245.00
197482	12 in column for 882IS/882IS Plus with power supply (Note: Power supply does not mount to column)	\$135.00
197484	18 in column for 882IS/882IS Plus with power supply (Note: Power supply does not mount to column)	\$180.00
64576	Attachment bracket for IQ plus® 210 and 480/482 Legend Series	\$51.50
22125	Additional operating manual	\$5.25

* Not recommended for use with scale bases smaller than 12 x 12 in

Dimensions

Part #	Capacity	Platform Size (L x W)	L1	W1	H
18580	30 lb (15 kg)	12 x 12 in	12.50 in	12.50 in	4.12 in
18582	50 lb (25 kg)	12 x 12 in	12.50 in	12.50 in	4.12 in
18584	100 lb (50 kg)	12 x 12 in	12.50 in	12.50 in	4.12 in
18586	50 lb (25 kg)	12 x 18 in	12.50 in	18.50 in	4.12 in
18588	100 lb (50 kg)	12 x 18 in	12.50 in	18.50 in	4.12 in
18590	50 lb (25 kg)	18 x 18 in	18.75 in	18.75 in	5.25 in
18592	100 lb (50 kg)	18 x 18 in	18.75 in	18.75 in	5.25 in
18594	150 lb (75 kg)	18 x 18 in	18.75 in	18.75 in	5.25 in
18596	200 lb (100 kg)	18 x 18 in	18.75 in	18.75 in	5.25 in
18598	250 lb (125 kg)	18 x 18 in	18.75 in	18.75 in	5.25 in
18600	300 lb (150 kg)	18 x 18 in	18.75 in	18.75 in	5.25 in
18602	500 lb (250 kg)	18 x 18 in	18.75 in	18.75 in	5.25 in
18604	1,000 lb (500 kg)	18 x 18 in	18.75 in	18.75 in	5.25 in
18606	50 lb (25 kg)	18 x 24 in	24.75 in	18.75 in	5.25 in
18608	100 lb (50 kg)	18 x 24 in	24.75 in	18.75 in	5.25 in
18610	150 lb (75 kg)	18 x 24 in	24.75 in	18.75 in	5.25 in
18612	200 lb (100 kg)	18 x 24 in	24.75 in	18.75 in	5.25 in
18614	250 lb (125 kg)	18 x 24 in	24.75 in	18.75 in	5.25 in
18616	300 lb (150 kg)	18 x 24 in	24.75 in	18.75 in	5.25 in
18618	500 lb (250 kg)	18 x 24 in	24.75 in	18.75 in	5.25 in
18620	1,000 lb (500 kg)	18 x 24 in	24.75 in	18.75 in	5.25 in
18622	100 lb (50 kg)	24 x 24 in	24.75 in	24.75 in	5.25 in
18624	150 lb (75 kg)	24 x 24 in	24.75 in	24.75 in	5.25 in
18626	200 lb (100 kg)	24 x 24 in	24.75 in	24.75 in	5.25 in
18628	250 lb (125 kg)	24 x 24 in	24.75 in	24.75 in	5.25 in
18630	300 lb (150 kg)	24 x 24 in	24.75 in	24.75 in	5.25 in
18632	500 lb (250 kg)	24 x 24 in	24.75 in	24.75 in	5.25 in
18634	1,000 lb (500 kg)	24 x 24 in	24.75 in	24.75 in	5.25 in

Note: 1 in=25.4 mm



BenchMark™

Stainless Steel



APPROVALS



Measurement
Canada
Approved



† Load cell approval



†† Load cell approval

Specifications

Load Cell, NTEP Certified:

IP66 aluminum, environmentally sealed

Output Impedance:

350 Ω

Maximum Overload:

150-200% depending on capacity

Overload Protection:

Five-point, independently adjusted

Cable Length:

10 ft (3 m)

Compensated Temperature Range:

14° F to 104° F (-10° C to 40° C)

Warranty:

Two-year limited warranty

Approvals:

NTEP CC 95-072, Class III, 5,000 d

Measurement Canada AM-5082, Class III, 5,000 d

Standard Features

- 304 stainless steel frame and cover
- Base design isolates load cell from overloads and shock loads for added durability
- Specially designed adjustable support feet provide exceptional traction and will not scratch surfaces

Part Number/Price

Part #	Capacity	Platform Dimensions	Est. Weight	Price
186222 †	50 lb (25 kg)	12 x 18 x 4.00 in	37 lb	\$900.00
186223 †	100 lb (50 kg)	12 x 18 x 4.00 in	37 lb	\$900.00
18591 †	50 lb (25 kg)	18 x 18 x 5.25 in	68 lb	\$1,245.00
18593 †	100 lb (50 kg)	18 x 18 x 5.25 in	68 lb	\$1,245.00
18595 †	150 lb (75 kg)	18 x 18 x 5.25 in	68 lb	\$1,245.00
18597 †	200 lb (100 kg)	18 x 18 x 5.25 in	68 lb	\$1,245.00
18599 †	250 lb (125 kg)	18 x 18 x 5.25 in	68 lb	\$1,245.00
18601 †	300 lb (150 kg)	18 x 18 x 5.25 in	68 lb	\$1,245.00
18603 †	500 lb (250 kg)	18 x 18 x 5.25 in	68 lb	\$1,395.00
18605 ††	1,000 lb (500 kg)	18 x 18 x 5.25 in	68 lb	\$1,395.00
18607 †	50 lb (25 kg)	18 x 24 x 5.25 in	78 lb	\$1,480.00
18609 †	100 lb (50 kg)	18 x 24 x 5.25 in	78 lb	\$1,480.00
18611 †	150 lb (75 kg)	18 x 24 x 5.25 in	78 lb	\$1,480.00
18613 †	200 lb (100 kg)	18 x 24 x 5.25 in	78 lb	\$1,480.00
18615 †	250 lb (125 kg)	18 x 24 x 5.25 in	78 lb	\$1,480.00
18617 †	300 lb (150 kg)	18 x 24 x 5.25 in	78 lb	\$1,480.00
18619 †	500 lb (250 kg)	18 x 24 x 5.25 in	78 lb	\$1,480.00
18621 ††	1,000 lb (500 kg)	18 x 24 x 5.25 in	78 lb	\$1,765.00
18623 †	100 lb (50 kg)	24 x 24 x 5.25 in	84 lb	\$1,765.00
18625 †	150 lb (75 kg)	24 x 24 x 5.25 in	84 lb	\$1,825.00
18627 †	200 lb (100 kg)	24 x 24 x 5.25 in	84 lb	\$1,825.00
18629 †	250 lb (125 kg)	24 x 24 x 5.25 in	84 lb	\$1,825.00
18631 †	300 lb (150 kg)	24 x 24 x 5.25 in	84 lb	\$1,825.00
18633 †	500 lb (250 kg)	24 x 24 x 5.25 in	84 lb	\$1,905.00
18635 ††	1,000 lb (500 kg)	24 x 24 x 5.25 in	84 lb	\$1,905.00

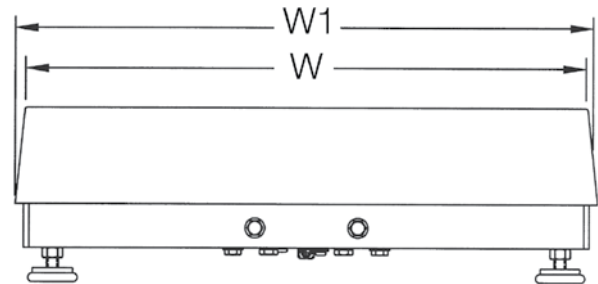
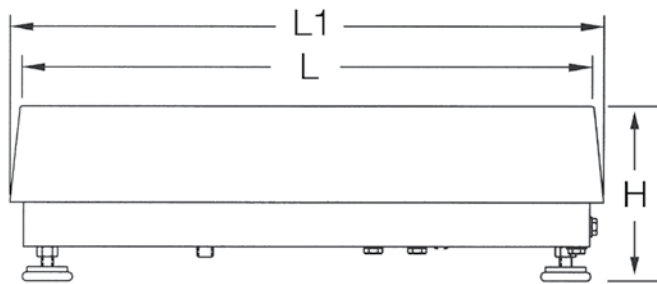
Options/Accessories

Part #	Description	Price
N/A	Ball transfer and roller conveyor top	See end of section for details
112044	12 in column for IQ plus® 210, CW-90, CW-90X, 480/482 Legend Series, 680 Synergy Series	\$135.00
112045	18 in column for IQ plus® 210, CW-90, CW-90X, 480/482 Legend Series, 680 Synergy Series	\$180.00
196363	12 in column for 882IS/882IS Plus with battery	\$200.00
196364	18 in column for 882IS/882IS Plus with battery	\$245.00
197482	12 in column for 882IS/882IS Plus with power supply (Note: Power supply does not mount to column)	\$135.00
197484	18 in column for 882IS/882IS Plus with power supply (Note: Power supply does not mount to column)	\$180.00
64576	Attachment bracket for IQ plus® 210 and 480/482 Legend Series	\$51.50
22125	Additional operating manual	\$5.25

Dimensions

Part #	Capacity	Platform Size (L x W)	L1	W1	H
186222	50 lb (25 kg)	12 x 18 in	12.50 in	18.50 in	4.00 in
186223	100 lb (50 kg)	12 x 18 in	12.50 in	18.50 in	4.00 in
18591	50 lb (25 kg)	18 x 18 in	18.75 in	18.75 in	5.25 in
18593	100 lb (50 kg)	18 x 18 in	18.75 in	18.75 in	5.25 in
18595	150 lb (75 kg)	18 x 18 in	18.75 in	18.75 in	5.25 in
18597	200 lb (100 kg)	18 x 18 in	18.75 in	18.75 in	5.25 in
18599	250 lb (125 kg)	18 x 18 in	18.75 in	18.75 in	5.25 in
18601	300 lb (150 kg)	18 x 18 in	18.75 in	18.75 in	5.25 in
18603	500 lb (250 kg)	18 x 18 in	18.75 in	18.75 in	5.25 in
18605	1,000 lb (500 kg)	18 x 18 in	18.75 in	18.75 in	5.25 in
18607	50 lb (25 kg)	18 x 24 in	24.75 in	18.75 in	5.25 in
18609	100 lb (50 kg)	18 x 24 in	24.75 in	18.75 in	5.25 in
18611	150 lb (75 kg)	18 x 24 in	24.75 in	18.75 in	5.25 in
18613	200 lb (100 kg)	18 x 24 in	24.75 in	18.75 in	5.25 in
18615	250 lb (125 kg)	18 x 24 in	24.75 in	18.75 in	5.25 in
18617	300 lb (150 kg)	18 x 24 in	24.75 in	18.75 in	5.25 in
18619	500 lb (250 kg)	18 x 24 in	24.75 in	18.75 in	5.25 in
18621	1,000 lb (500 kg)	18 x 24 in	24.75 in	18.75 in	5.25 in
18623	100 lb (50 kg)	24 x 24 in	24.75 in	24.75 in	5.25 in
18625	150 lb (75 kg)	24 x 24 in	24.75 in	24.75 in	5.25 in
18627	200 lb (100 kg)	24 x 24 in	24.75 in	24.75 in	5.25 in
18629	250 lb (125 kg)	24 x 24 in	24.75 in	24.75 in	5.25 in
18631	300 lb (150 kg)	24 x 24 in	24.75 in	24.75 in	5.25 in
18633	500 lb (250 kg)	24 x 24 in	24.75 in	24.75 in	5.25 in
18635	1,000 lb (500 kg)	24 x 24 in	24.75 in	24.75 in	5.25 in

Note: 1 in=25.4 mm



BenchMark™

HE Series



APPROVALS



Measurement
Canada
Approved



Specifications

Load Cell, NTEP Certified:

IP69K stainless steel, hermetically sealed

Output Impedance:

1,000 Ω

Maximum Overload:

150-200% depending on capacity

Overload Protection:

Five-point, independently adjusted

Cable Length:

10 ft (3 m)

Compensated Temperature Range:

14° F to 104° F (-10° C to 40° C)

Warranty:

Three-year limited warranty
(includes water ingress)

Approvals:

NTEP CC 95-072, Class III, 5,000 d

Measurement Canada AM-5082, Class III, 5,000 d

Load cell is FM approved

Standard Features

- 304 stainless steel frame and cover
- LifeGuard™ base design isolates load cell from overloads and shock loads for added durability
- Specially designed adjustable support feet provide exceptional traction and will not scratch surfaces

Part Number/Price

Part #	Capacity	Platform Dimensions	Est. Weight	Price
186897	50 lb (25 kg)	12 x 18 x 4.00 in	37 lb	\$1,270.00
186898	100 lb (50 kg)	12 x 18 x 4.00 in	37 lb	\$1,270.00
86952	50 lb (25 kg)	18 x 18 x 5.25 in	68 lb	\$1,615.00
86953	100 lb (50 kg)	18 x 18 x 5.25 in	68 lb	\$1,615.00
86954	150 lb (75 kg)	18 x 18 x 5.25 in	68 lb	\$1,615.00
86955	200 lb (100 kg)	18 x 18 x 5.25 in	68 lb	\$1,615.00
86956	250 lb (125 kg)	18 x 18 x 5.5 in	68 lb	\$1,770.00
86957	300 lb (150 kg)	18 x 18 x 5.5 in	68 lb	\$1,770.00
86958	500 lb (250 kg)	18 x 18 x 5.5 in	68 lb	\$1,920.00
86959	1,000 lb (500 kg)	18 x 18 x 5.5 in	68 lb	\$1,920.00
86960	50 lb (25 kg)	18 x 24 x 5.5 in	78 lb	\$1,850.00
86961	100 lb (50 kg)	18 x 24 x 5.5 in	78 lb	\$1,850.00
86962	150 lb (75 kg)	18 x 24 x 5.5 in	78 lb	\$1,850.00
86963	200 lb (100 kg)	18 x 24 x 5.5 in	78 lb	\$1,850.00
86964	250 lb (125 kg)	18 x 24 x 5.5 in	78 lb	\$2,010.00
86965	300 lb (150 kg)	18 x 24 x 5.5 in	78 lb	\$2,010.00
86966	500 lb (250 kg)	18 x 24 x 5.5 in	78 lb	\$2,290.00
86967	1,000 lb (500 kg)	18 x 24 x 5.5 in	78 lb	\$2,290.00
86968	100 lb (50 kg)	24 x 24 x 5.5 in	84 lb	\$2,190.00
86969	150 lb (75 kg)	24 x 24 x 5.5 in	84 lb	\$2,190.00
86970	200 lb (100 kg)	24 x 24 x 5.5 in	84 lb	\$2,190.00
86971	250 lb (125 kg)	24 x 24 x 5.5 in	84 lb	\$2,350.00
86972	300 lb (150 kg)	24 x 24 x 5.5 in	84 lb	\$2,350.00
86973	500 lb (250 kg)	24 x 24 x 5.5 in	84 lb	\$2,430.00
86974	1,000 lb (500 kg)	24 x 24 x 5.5 in	84 lb	\$2,430.00

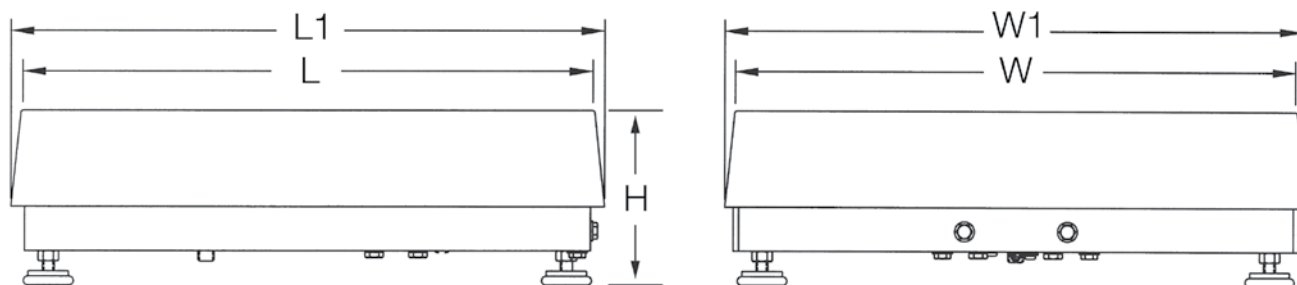
Options/Accessories

Part #	Description	Price
N/A	Ball transfer and roller conveyor top	See end of section for details
112044	12 in column for IQ plus® 210, CW-90, CW-90X, 480/482 Legend Series, 680 Synergy Series	\$135.00
112045	18 in column for IQ plus® 210, CW-90, CW-90X, 480/482 Legend Series, 680 Synergy Series	\$180.00
196363	12 in column for 882IS/882IS Plus with battery	\$200.00
196364	18 in column for 882IS/882IS Plus with battery	\$245.00
197482	12 in column for 882IS/882IS Plus with power supply (Note: Power supply does not mount to column)	\$135.00
197484	18 in column for 882IS/882IS Plus with power supply (Note: Power supply does not mount to column)	\$180.00
64576	Attachment bracket for IQ plus® 210 and 480/482 Legend Series	\$51.50
22125	Additional operating manual	\$5.25

Dimensions

Part #	Capacity	Platform Size (L x W)	L1	W1	H
186897	50 lb (25 kg)	12 x 18 in	12.50 in	18.50 in	4.00 in
186898	100 lb (50 kg)	12 x 18 in	12.50 in	18.50 in	4.00 in
86952	50 lb (25 kg)	18 x 18 in	18.75 in	18.75 in	5.25 in
86953	100 lb (50 kg)	18 x 18 in	18.75 in	18.75 in	5.25 in
86954	150 lb (75 kg)	18 x 18 in	18.75 in	18.75 in	5.25 in
86955	200 lb (100 kg)	18 x 18 in	18.75 in	18.75 in	5.25 in
86956	250 lb (125 kg)	18 x 18 in	18.75 in	18.75 in	5.5 in
86957	300 lb (150 kg)	18 x 18 in	18.75 in	18.75 in	5.5 in
86958	500 lb (250 kg)	18 x 18 in	18.75 in	18.75 in	5.5 in
86959	1,000 lb (500 kg)	18 x 18 in	18.75 in	18.75 in	5.5 in
86960	50 lb (25 kg)	18 x 24 in	24.75 in	18.75 in	5.5 in
86961	100 lb (50 kg)	18 x 24 in	24.75 in	18.75 in	5.5 in
86962	150 lb (75 kg)	18 x 24 in	24.75 in	18.75 in	5.5 in
86963	200 lb (100 kg)	18 x 24 in	24.75 in	18.75 in	5.5 in
86964	250 lb (125 kg)	18 x 24 in	24.75 in	18.75 in	5.5 in
86965	300 lb (150 kg)	18 x 24 in	24.75 in	18.75 in	5.5 in
86966	500 lb (250 kg)	18 x 24 in	24.75 in	18.75 in	5.5 in
86967	1,000 lb (500 kg)	18 x 24 in	24.75 in	18.75 in	5.5 in
86968	100 lb (50 kg)	24 x 24 in	24.75 in	24.75 in	5.5 in
86969	150 lb (75 kg)	24 x 24 in	24.75 in	24.75 in	5.5 in
86970	200 lb (100 kg)	24 x 24 in	24.75 in	24.75 in	5.5 in
86971	250 lb (125 kg)	24 x 24 in	24.75 in	24.75 in	5.5 in
86972	300 lb (150 kg)	24 x 24 in	24.75 in	24.75 in	5.5 in
86973	500 lb (250 kg)	24 x 24 in	24.75 in	24.75 in	5.5 in
86974	1,000 lb (500 kg)	24 x 24 in	24.75 in	24.75 in	5.5 in

Note: 1 in=25.4 mm



BenchMark™ HE-X

Hostile Environment Extreme Bench Scale



APPROVALS



Specifications

Load Cell, NTEP Certified:

IP69K Stainless steel, hermetically sealed

Output Impedance:

1,000 Ω

Maximum Overload:

150-200% depending on capacity

Overload Protection:

Five-point, independently adjusted

Cable Length:

10ft (3m)

Compensated Temperature Range:

14° F to 104° F (-10° C to 40° C)

Warranty:

Three-year limited warranty (includes water ingress)

Approvals:

Load cell is FM approved

Standard Features

- Rugged washdown design, rigid 304 stainless steel frame and cover constructed with continuous welds
- Four adjustable stainless steel support feet
- IP69K stainless steel load cell
- Meets Sanitary Design Principles

Part Number/Price

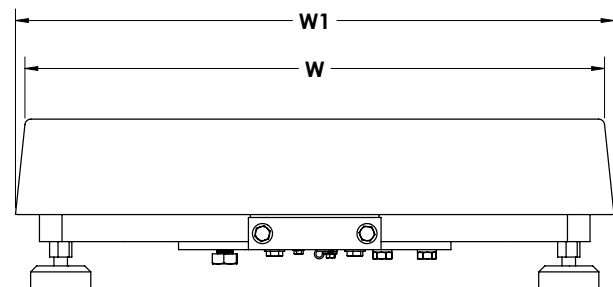
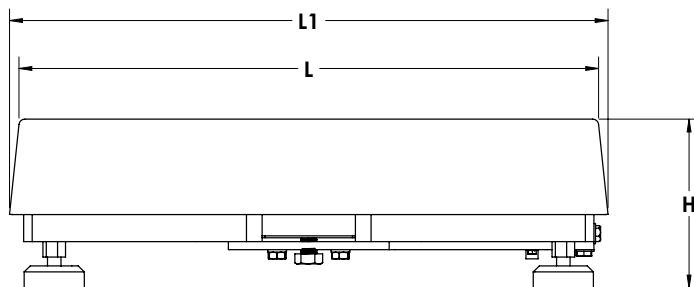
Part #	Capacity	Platform Dimensions	Est. Weight	Price
192346	50 lb (25 kg)	12 x 18 x 5.25 in	59 lb	\$2,300.00
192347	100 lb (50 kg)	12 x 18 x 5.25 in	59 lb	\$2,300.00
191455	50 lb (25 kg)	18 x 18 x 5.25 in	73 lb	\$2,450.00
191456	100 lb (50 kg)	18 x 18 x 5.25 in	73 lb	\$2,450.00
191457	150 lb (75 kg)	18 x 18 x 5.25 in	73 lb	\$2,450.00
191458	200 lb (100 kg)	18 x 18 x 5.25 in	73 lb	\$2,450.00
191459	250 lb (125 kg)	18 x 18 x 5.25 in	73 lb	\$2,450.00
191460	300 lb (150 kg)	18 x 18 x 5.25 in	73 lb	\$2,450.00
191461	500 lb (250 kg)	18 x 18 x 5.25 in	73 lb	\$2,450.00
191462	1,000 lb (500 kg)	18 x 18 x 5.25 in	73 lb	\$2,450.00
191467	50 lb (25 kg)	18 x 24 x 5.25 in	90 lb	\$2,650.00
191469	100 lb (50 kg)	18 x 24 x 5.25 in	90 lb	\$2,650.00
191470	150 lb (75 kg)	18 x 24 x 5.25 in	90 lb	\$2,650.00
191472	200 lb (100 kg)	18 x 24 x 5.25 in	90 lb	\$2,650.00
191473	250 lb (125 kg)	18 x 24 x 5.25 in	90 lb	\$2,650.00
191474	300 lb (150 kg)	18 x 24 x 5.25 in	90 lb	\$2,650.00
191475	500 lb (250 kg)	18 x 24 x 5.25 in	90 lb	\$2,650.00
191476	1,000 lb (500 kg)	18 x 24 x 5.25 in	90 lb	\$2,650.00
191479	100 lb (50 kg)	24 x 24 x 5.25 in	122 lb	\$2,850.00
191480	150 lb (75 kg)	24 x 24 x 5.25 in	122 lb	\$2,850.00
191481	200 lb (100 kg)	24 x 24 x 5.25 in	122 lb	\$2,850.00
191482	250 lb (125 kg)	24 x 24 x 5.25 in	122 lb	\$2,850.00
191483	300 lb (150 kg)	24 x 24 x 5.25 in	122 lb	\$2,850.00
191485	500 lb (250 kg)	24 x 24 x 5.25 in	122 lb	\$2,850.00
191486	1,000 lb (500 kg)	24 x 24 x 5.25 in	122 lb	\$2,850.00

Options/Accessories

Part #	Description	Price
N/A	Ball transfer and roller conveyor top	See end of section for details
112044	12 in column for IQ plus® 210, CW-90, CW-90X, 480/482 Legend Series, 680 Synergy Series	\$135.00
112045	18 in column for IQ plus® 210, CW-90, CW-90X, 480/482 Legend Series, 680 Synergy Series	\$180.00
196363	12 in column for 882IS/882IS Plus with battery	\$200.00
196364	18 in column for 882IS/882IS Plus with battery	\$245.00
197482	12 in column for 882IS/882IS Plus with power supply (Note: Power supply does not mount to column)	\$135.00
197484	18 in column for 882IS/882IS Plus with power supply (Note: Power supply does not mount to column)	\$180.00


Dimensions

Part #	Capacity	Platform Size (L x W)	L1	W1	H
192346	50 lb (25 kg)	12 x 18 in	12.50 in	18.50 in	5.25 in
192347	100 lb (50 kg)	12 x 18 in	12.50 in	18.50 in	5.25 in
191455	50 lb (25 kg)	18 x 18 in	18.75 in	18.75 in	5.25 in
191456	100 lb (50 kg)	18 x 18 in	18.75 in	18.75 in	5.25 in
191457	150 lb (75 kg)	18 x 18 in	18.75 in	18.75 in	5.25 in
191458	200 lb (100 kg)	18 x 18 in	18.75 in	18.75 in	5.25 in
191459	250 lb (125 kg)	18 x 18 in	18.75 in	18.75 in	5.25 in
191460	300 lb (150 kg)	18 x 18 in	18.75 in	18.75 in	5.25 in
191461	500 lb (250 kg)	18 x 18 in	18.75 in	18.75 in	5.25 in
191462	1,000 lb (500 kg)	18 x 18 in	18.75 in	18.75 in	5.25 in
191467	50 lb (25 kg)	18 x 24 in	18.75 in	24.75 in	5.25 in
191469	100 lb (50 kg)	18 x 24 in	18.75 in	24.75 in	5.25 in
191470	150 lb (75 kg)	18 x 24 in	18.75 in	24.75 in	5.25 in
191472	200 lb (100 kg)	18 x 24 in	18.75 in	24.75 in	5.25 in
191473	250 lb (125 kg)	18 x 24 in	18.75 in	24.75 in	5.25 in
191474	300 lb (150 kg)	18 x 24 in	18.75 in	24.75 in	5.25 in
191475	500 lb (250 kg)	18 x 24 in	18.75 in	24.75 in	5.25 in
191476	1,000 lb (500 kg)	18 x 24 in	18.75 in	24.75 in	5.25 in
191479	100 lb (50 kg)	24 x 24 in	24.75 in	24.75 in	5.25 in
191480	150 lb (75 kg)	24 x 24 in	24.75 in	24.75 in	5.25 in
191481	200 lb (100 kg)	24 x 24 in	24.75 in	24.75 in	5.25 in
191482	250 lb (125 kg)	24 x 24 in	24.75 in	24.75 in	5.25 in
191483	300 lb (150 kg)	24 x 24 in	24.75 in	24.75 in	5.25 in
191485	500 lb (250 kg)	24 x 24 in	24.75 in	24.75 in	5.25 in
191486	1,000 lb (500 kg)	24 x 24 in	24.75 in	24.75 in	5.25 in



BenchMark™ LP

Low Profile Bench Scales



Ideal for Aviation Weighing. A complete system can be sold with the Tracer® AV. Reference Aviation section for specifications.

Specifications

Load Cell, Rated Output:

IP65 aluminum, 1.0 mV/V \pm 10%

End Load Capacity:

60% of full scale capacity

Cable Length:

20 ft (6.1 m) for connecting junction box to indicator

Warranty:

Two-year limited warranty

Approvals:

NTEP CC 08-017, Class III 5,000 d (except 1000 lb capacity)

Measurement Canada AM 5660, Class III 5,000 d (except 500 kg capacity)

Standard Features

- Mild steel base construction
- 304 stainless steel cover
- ABS junction box
- Four planar beam load cells
- Adjustable leveling feet
- 20 ft of EL147 load cell cable
- Holes in lower frame for mounting scale without adjustable leveling feet

APPROVALS





Measurement
Canada
Approved

Part Number/Price

Part #	Capacity	Platform Dimensions L x W x H1 (H2)	Est. Weight	Price
97662	100 lb (50 kg)	18 x 18 x 2.63 in (1.67 in*)	75 lb	\$1,120.00
97663	250 lb (125 kg)	18 x 18 x 2.50 in (1.74 in*)	85 lb	\$1,145.00
97664	500 lb (250 kg)	18 x 18 x 2.69 in (1.93 in*)	85 lb	\$1,170.00
97665	100 lb (50 kg)	24 x 24 x 2.66 in (1.69 in*)	85 lb	\$1,340.00
97666	250 lb (125 kg)	24 x 24 x 2.83 in (2.07 in*)	100 lb	\$1,365.00
97667	500 lb (250 kg)	24 x 24 x 3.02 in (2.26 in*)	100 lb	\$1,390.00
97668	500 lb (250 kg)	30 x 30 x 3.02 in (2.26 in*)	150 lb	\$1,600.00
97669**	1,000 lb (500 kg)	30 x 30 x 3.47 in (2.70 in*)	190 lb	\$1,655.00
97670	500 lb (250 kg)	36 x 36 x 3.02 in (2.26 in*)	175 lb	\$2,100.00
97671**	1,000 lb (500 kg)	36 x 36 x 3.47 in (2.70 in*)	175 lb	\$2,150.00

*Height without adjustable leveling feet

** Non-NTEP or Measurement Canada Approved



Specifications

Load Cell, NTEP Certified:

IP67 aluminum, environmentally sealed

Output Impedance:

350 Ω

Maximum Overload:

200%

Overload Protection:

Five-point, independently adjusted

Cable Length:

10 ft (3 m)

Compensated Temperature Range:

14° F to 104° F (-10° C to 40° C)

Warranty:

Two-year limited warranty

Approvals:

NTEP CC 06-010, Class III 5,000 d

Measurement Canada AM-5625, Class III 5,000 d

Load cell is cFMus



Ideal for Aviation Weighing. A complete system can be sold with the Tracer® AV. Reference Aviation section for specifications.

Standard Features

- Heavy-duty designed mild steel base construction with 304 stainless steel cover
- Polyurethane rubber leveling feet with stainless steel stems

APPROVALS





Measurement
Canada
Approved



Part Number/Price

Part #	Capacity	Platform Dimensions (L x W x H)	Est. Weight	Price
93414	250 lb (125 kg)	30 x 30 x 8.75 in	300 lb	\$1,760.00
93415	500 lb (225 kg)	30 x 30 x 8.75 in	300 lb	\$1,760.00
93416	250 lb (125 kg)	36 x 36 x 8.75 in	330 lb	\$2,135.00
93417	500 lb (225 kg)	36 x 36 x 8.75 in	330 lb	\$2,135.00

Consult factory for modifications for airport baggage scales.



BenchMark™ HDP

Portable Heavy Duty Bench Scales



Ideal for Aviation Weighing. A complete system can be sold with the Tracer® AV. Reference Aviation section for specifications.

Specifications

Load Cell, NTEP Certified:

IP67 aluminum, environmentally sealed

Output Impedance:

350 Ω

Maximum Overload:

200%

Overload Protection:

Five-point, independently adjusted

Cable Length:

10 ft (3 m)

Compensated Temperature Range:

14° F to 104° F (-10° C to 40° C)

Warranty:

Two-year limited warranty

Approvals:

NTEP CC 06-010, Class III 5,000 d

Measurement Canada AM-5625, Class III 5,000 d

Standard Features

- Mild steel base construction
- 304 stainless steel cover
- Indicator stand for mounting 480/482 Legend™ Series
- Wheel model
- Polyurethane rubber leveling feet with stainless steel stems
- 8 in diameter preformed rubber wheels with ball bearings
- Caster model
- 3 1/2 in diameter preformed rubber casters, two fixed, two swivel with lock

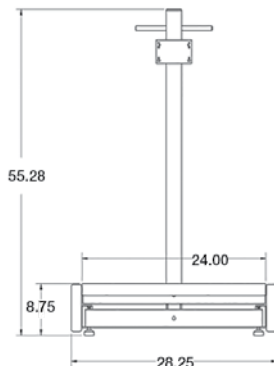
APPROVALS



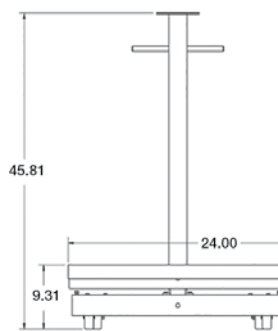
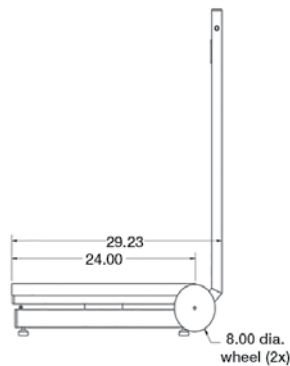
Measurement
Canada
Approved

Part Number/Price

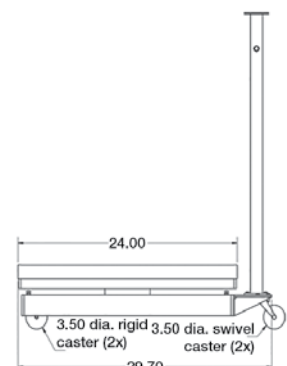
Part #	Capacity	Platform Dimensions	Est. Weight	Price
Wheel Model				
97072	250 lb (125 kg)	24 x 24 x 8.75 in	275 lb	\$1,760.00
97073	500 lb (225 kg)	24 x 24 x 8.75 in	275 lb	\$1,760.00
Caster Model				
97074	250 lb (125 kg)	24 x 24 x 9.31 in	290 lb	\$1,760.00
97075	500 lb (225 kg)	24 x 24 x 9.31 in	290 lb	\$1,760.00



Wheel Model



Caster Model



Specifications

Display:

Six-digit (seven-segment), LCD
Character height: 1 in (25.4 mm)

Keyboard:

Zero, tare, on/off, unit (lb/kg)
NOTE: oz version only displays weight in oz

Power:

Two dry cell D type batteries* (up to 500 hours) or
AC adapter
Auto power-off function (can be set to 60 min., 20 min., or off)

Divisions (Auto Ranging):

100 oz: 0.05 oz from 0–50 oz, 0.1 oz from 50–100 oz
6 lb (3 kg): 0.002 lb (0.001 kg) from 0–3 lb (0–1.5 kg), 0.005 lb (0.002 kg) from 3–6 lb (1.5–3 kg)
15 lb (6 kg): 0.005 lb (0.002 kg) from 0–6 lb (0–3 kg), 0.01 lb (0.005 kg) from 6–15 lb (3–6 kg)
30 lb (15 kg): 0.01 lb (0.005 kg) from 0–15 lb (0–7.5 kg), 0.02 lb (0.01 kg) from 15–30 lb (7.5–15 kg)
60 lb (30 kg): 0.02 lb (0.01 kg) from 0–30 lb (0–15 kg), 0.05 lb (0.02 kg) from 30–60 lb (15–30 kg)

Operational Temperature:

23° F to 104° F (-5° C to 40° C)

Platter Size:

100 oz (3 kg): 9.1 x 7.8 in (231 x 198.1 mm)
6 lb (3 kg): 9.1 x 7.8 in (231 x 198.1 mm)
15 lb (6 kg): 9.1 x 7.8 in (231 x 198.1 mm)
30 lb (15 kg): 11 x 11.5 in (279.4 x 292.1 mm)
60 lb (30 kg): 11 x 11.5 in (279.4 x 292.1 mm)

Warranty:

One-year limited warranty

Approvals:

NTEP Certified CC 02-139, Class III
0-30 lb 1,500 d; 60 lb 1,200 d; 0-100 oz 1000 d
UL listed



Standard Features

- Six-digit liquid crystal display (LCD)
- Powered by two D cell batteries (up to 500 hours operation)
- Auto power-off function
- Low battery indicator
- Overload stops
- Batteries and AC adapter not included

APPROVALS



Part Number/Price

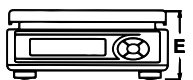
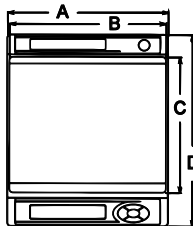
Part #	Capacity	Platform Dimensions	Est. Weight	Price
Single Display				
75466	100 oz	9.1 x 7.8 in	6 lb	\$295.00
Single Display, Multi-ranging				
75454	6 lb (3 kg)	9.1 x 7.8 in	6 lb	\$295.00
75455	15 lb (6 kg)	9.1 x 7.8 in	6 lb	\$295.00
75457	30 lb (15 kg)	11 x 11.5 in	8 lb	\$295.00
75458	60 lb (30 kg)	11 x 11.5 in	8 lb	\$295.00

Options/Accessories

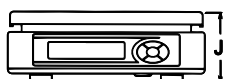
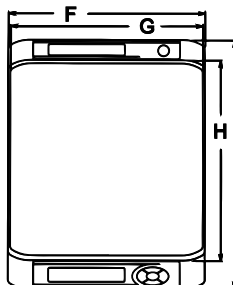
Part #	Description	Price
75470	Stainless steel platter cover (100 oz, 6 lb, and 15 lb capacity)	\$25.00
75739	Stainless steel platter cover (30 lb and 60 lb capacity)	\$25.00
75473	AC adapter	\$25.00
75889	Additional operating manual	\$25.00

Dimensions

A	9.3 in (236.2 mm)	F	11.3 in (287 mm)
B	9.1 in (231.1 mm)	G	11 in (279.4 mm)
C	7.8 in (198.1 mm)	H	11.5 in (292.1 mm)
D	11.1 in (281.9 mm)	I	14.3 in (363.2 mm)
E	3.9 in (99.1 mm)	J	4 in (101.6 mm)



IPC 9.1" x 7.8" platter



IPC 11" x 11.5" platter

Versa-portion®

Compact Scale



Standard Features

- Compact and easy to use
- IP68 water and dust resistant
- Stainless steel finish
- Removable weigh pan for quick and easy cleaning
- LED display
- AC adapter included
- Legal for Trade
- HACCP compliant

Optional Features:

- Rechargeable battery

Part Number/Price

Part #	Description	Capacity	Est. Weight	Price
115125	RLP-6S	6.00 x 0.002 lb	15 lb (6.3 kg)	\$400.00
115128	RLP-15S	15.00 x 0.005 lb	15 lb (6.3 kg)	\$400.00
115129	RLP-30S	30.00 x 0.01 lb	15 lb (6.3 kg)	\$400.00
115130	RLP-60S	60.00 x 0.02 lb	15 lb (6.3 kg)	\$400.00

Options/Accessories

Part #	Description	Price
108516	Rechargeable battery	\$45.00
108518	AC adapter 110-230 VAC, U.S. plug	\$45.00
129953	AC adapter, 110-230 VAC, Euro plug	\$48.00
115519	Additional operator guide	\$10.00

APPROVALS



Measurement
Canada
Approved

Specifications

Display:

LED, six-digit

Capacity:

POUND	GRAM	OUNCE
6.0 LB X 0.002 LB	3,000 G X 1 G	60.0 OZ X 0.02 OZ
15.0 LB X 0.005 LB	6,000 X 2 G	150.0 OZ X 0.05 OZ
30.0 LB X 0.01 LB	15,000 G X 5 G	300.0 OZ X 0.1 OZ
60.0 LB X 0.02 LB	30,000 G X 10 G	600.0 OZ X 0.2 OZ

Display Indicators:

Ounces, grams, pounds, net, center of zero, battery usage

Keyboard:

Rezero, Tare, On/Off, Unit

Resolution:

Display resolution 1/3,000
Internal resolution 1/90,000

Operating Humidity:

15 ~ 85% RH

Operating Temperature:

14° F to 104° F (-10°C to +40°C)

Power Consumption:

18 W when using DC power, 3 W when using rechargeable battery
(battery life: 60 hours of continuous usage)

Power Source:

AC 117/100 V, 240/230/220 V
DC 12 V/1.5A, DC 6 V 5Ah optional rechargeable battery

Calibration:

RLP-S: Grams

Dimensions: Overall:

(W x D x H): 9.9 x 11.4 x 5.3 in
(251.6 x 289.7 x 134.6 mm)

Package Size:

(W x D x H): 14.8 x 13.3 x 9.6 in
(377 x 337 x 245 mm)

Platter Size:

9.3 x 7.8 in (237.2 x 198.0 mm)

Approximate Weight:

15 lb (6.3 kg)

Warranty:

One-year limited warranty

Approvals:

NTEP CC 10-068, Class III 3,000 d
Measurement Canada AM-5794, Class III 3,000d

Specifications

Capacity:

IGX 150 lb/60 kg x .05 lb/0.02 kg
 IGX 300 lb/150 kg x .1 lb/0.05 kg
 IGB 150 lb/60 kg x 0.05 lb/0.02 kg
 IGB 300 lb/150 kg x 0.1 lb/0.05 kg

Accuracy:

Configurable 1/3,000**, 1/6,000, 1/7,500
 **Legal for Trade setting

Display:

IGX: vacuum fluorescent display (VFD), 25 mm
 IGB: liquid crystal display (LCD), 29 mm

Display Items:

Weight: five-digits, center of zero, tare,
 checkweighing: over "H," under "L"

Electrical Power:

IGX: 120 V
 IGB: D size batteries or optional AC adapter
 (batteries not included) 500 hour battery life

Operating Temperature:

23° F to 109° F (-5° C to 40° C)

Warranty:

One-year limited warranty

Approvals:

NTEP CC 05-020, Class III, 3,000 d



Standard Features

- Ability to toggle between lb and kg
- Stainless steel cover with die-cast base
- Checkweighing function
- Configurable display resolution: 1/3,000, 1/6,000, 1/7,500 (NOTE: Legal for Trade setting is 1/3,000)
- 10 PLUs for storing tare, upper limit, lower limit

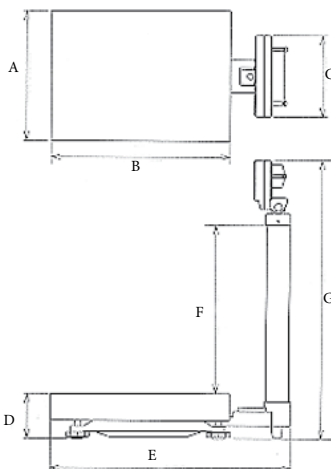
IGX:

- Display, VFD
- Power, 120 VAC
- Internal buzzer

IGB:

- Display, LCD
- Power, two D-size batteries or optional AC adapter
- Selectable automatic power-off function
- Batteries not included

APPROVALS



Part Number/Price

Part #	Capacity	Platform Dimensions	Est. Weight	Price
IGX				
84989	150 lb (60 kg) x 05 lb (0.02 kg)	15.75 x 21.65 x 5.43 in	43 lb	\$895.00
84990	300 lb (150 kg) x 0.1 lb (0.05 kg)	15.75 x 21.65 x 5.43 in	43 lb	\$895.00
IGB				
84991	150 lb (60 kg) x 0.05 lb (0.02 kg)	15.75 x 21.65 x 5.43 in	41 lb	\$795.00
84992	300 lb (150 kg) x 0.1 lb (0.05 kg)	15.75 x 21.65 x 5.43 in	41 lb	\$795.00

Options/Accessories

Part #	Description	Price
75473	AC adapter (IGB only)	\$25.00
86545	Additional operating manual (IGX/IGB)	\$25.00

Drawing Dimensions

A	15.75 in (400 mm)	E	29.06 in (738 mm)
B	21.65 in (550 mm)	F	22.00 in (560 mm)
C	9.84 in (250 mm)	G	33.70 in (856 mm)
D	5.43 in (138 mm)		

BenchPro™ BP-P

Postal Scale



Standard Features

- Simple operation, easy to set up
- Large six-digit backlight LCD display with 1 in (29 mm) characters protected by heavy duty tempered glass
- Powered USB HID point of sale interface – kg model only
- Nine-pin RS-232 interface for use with SMA and NCI protocols
- Four AA alkaline battery operation for portability
- Gravitational compensation allows for adjustment of factory calibration to meet your local gravity setting, non-approved

APPROVALS



Measurement
Canada
Approved



Specifications

Dynamic Response:

Response time for stable weight:
0 - 1,000d, 1,000 ms, maximum mean average
1,000d +, 1,500 ms, maximum mean average

Internal Resolution:

500,000 internal count minimum

Overload Protection:

Corner & center overload protection

Power:

In-line Power Supply (included)

Input: 100-240 VAC, +10% -15%, 3-wire w/ground
Standard terminated with USA 3-prong plug

Output: 12 V at .1 Amps DC minimum

Frequency: 50/60 Hz +/-3 Hz, standard
Power Supply Approvals: UL, CE, EN, CUL

Battery Type: Four AA alkaline batteries, 6 V, with
low battery indication at 4.3 volts (not included)

Battery Life:

50-250 hrs depending on backlight
and auto-shutdown settings

USB HID:

USB 2.0 full speed; Vendor ID: 1C19;
Product ID: 0002

Divisions (multi-range):

Kg triple range

0-5 kg x 0.001 kg

0-10 kg x 0.002 kg

0-35 kg x 0.01 kg

Lb/oz dual range

0-7 lb x 0.05 oz

0-70 lb x 0.2 oz

Divisions (multi-interval) :

Kg triple interval

0-5 kg x 0.001 kg

5-10 kg x 0.002 kg

10-35 kg x 0.01 kg

Lb/oz dual interval

0-7 lb x 0.05 oz

7-70 lb x 0.2 oz

Construction:

Die-cast aluminum load bridge and base housing
with stainless steel weight platter

Display:

Minimum key press life of 500,000 cycles,
ABS plastic housing

6 annunciators to indicate Zero, Gross/Brutto, Net,
W1/W2/W3 multi-range

4 buttons: Units, Tare, On/Off, F1

RS-232 Cable (included):

10 ft DB 9-pin male to female, straight pass through
and null modem

USB Cable (included):

46 in (1,168.4 mm) A/B type USB cable

Approvals:

NTEP COC # 17-002

Canada Weights and Measures: AM - 6050

CE Marked

Warranty:

Two-year limited warranty

Part Number/Price

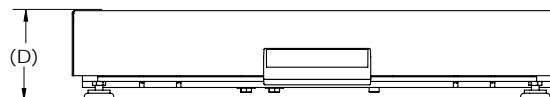
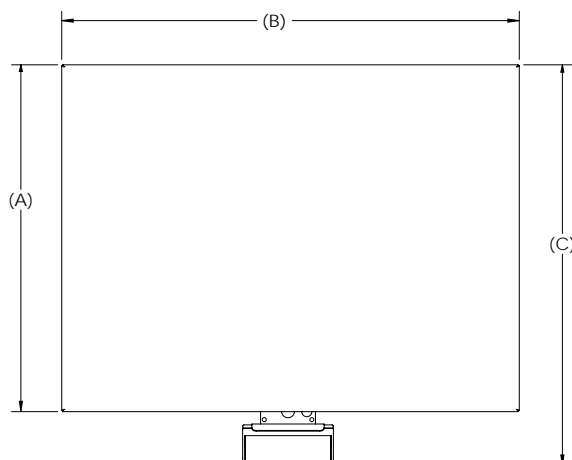
Part #	Platform Capacity	Dimensions	Est. Weight	Price
187832	35 kg triple range	12 x 14 in	18 lb	\$845.00
195741	35 kg triple interval	12 x 14 in	18 lb	\$845.00
192361	70 lb dual range	12 x 14 in	18 lb	\$845.00
195742	70 lb dual interval	12 x 14 in	18 lb	\$845.00

Options/Accessories

Part #	Description	Est. Weight	Price
174783	Column bracket and post (12 x 14 scale only)	2 lb	\$45.00
180901	Second Customer display, BenchPro BP-P no keyboard with 68 in cable	4 lb	\$65.00
174784	Second Remote operator display, BenchPro BP-P with 68 in cable	4 lb	\$80.00
183103	16 in (H) tabletop display post for use with second display, customer or remote operator	4 lb	\$195.00
178501	USB-RS-232 serial adapter 3.28 ft cable	1 lb	\$45.00

Dimensions - Inches

	A	B	C	D
12 x 14	12	14	14.5	2.70



BP-P shown with 183103 and 180901



Shown with 174783

BenchPro™ BP-S

Shipping Bench Scale



Standard Features

- Simple operation, easy to set up
- Large six-digit backlight LCD display with 1 in (29 mm) characters protected by heavy duty tempered glass
- Powered USB HID point of sale interface – kg model only
- Nine-pin RS-232 interface for use with SMA and NCI protocols
- Four AA alkaline battery operation for portability
- Gravitational compensation allows for adjustment of factory calibration to meet your local gravity setting, non-approved

APPROVALS



Measurement
Canada
Approved



BP-S 12 x 14 in

Specifications

Dynamic Response:

Response time for stable weight:
0 - 1,000d, 1,000 ms, maximum mean average
1,000d +, 1,500 ms, maximum mean average

Internal Resolution:

500,000 internal count minimum

Overload Protection:

Corner & center overload protection

Power:

In-line Power Supply (included)

Input: 100-240 VAC, +10% -15%, 3-wire w/ground
Standard terminated with USA 3-prong plug

Output: 12V at .1 Amps DC minimum

Frequency: 50/60 Hz +/-3 Hz, standard

Approvals: UL, CE, EN, CUL

Battery Power (BP-S 12 x 14 scale only):

Battery Type: Four AA alkaline batteries, 6 V, with low battery indication at 4.3 volts (not included)

Battery Life: 50-250 hrs depending on backlight and auto-shutdown settings

USB HID:

USB 2.0 full speed; Vendor ID: 1C19;
Product ID: 0002

Construction:

Powder coat painted mild steel base plate and load bridge with stainless steel weight platter
BP-S 12 x 14 scale- Die-cast aluminum load bridge and base housing with stainless steel weight platter

Display:

Minimum key press life of 500,000 cycles,
ABS plastic housing
6 annunciators to indicate Zero, Gross/Brutto, Net, W1/W2/W3 multi-range
4 buttons: Units, Tare, On/Off, F1

RS-232 Cable (included):

10 ft DB 9-pin male to female, straight pass through and null modem

USB Cable (included):

46 in (1168.4 mm) A/B type USB cable

Approvals:

NTEP COC # 17-002

Canada Weights and Measures: AM - 6050

CE Marked

Warranty:

Two-year limited warranty

Part Number/Price

Part #	Platform Capacity	Dimensions	Est. Weight	Price
174879 *	150 x 0.05 lb (75 x 0.02 kg)	12 x 14 in	17 lb	\$565.00
182993	150 x 0.05 lb (75 x 0.02 kg)	12 x 16 in	31 lb	\$745.00
182391	100 x 0.02 lb (50 x 0.01 kg)	18 x 18 in	63 lb	\$1,095.00
182378	150 x 0.05 lb (75 x 0.02 kg)	18 x 18 in	63 lb	\$1,095.00
182382	300 x 0.1 lb (150 x 0.05 kg)	18 x 18 in	63 lb	\$1,095.00
182395	300 x 0.1 lb (150 x 0.05 kg)	20 x 20 in	76 lb	\$1,295.00
182399	300 x 0.1 lb (150 x 0.05 kg)	24 x 24 in	131 lb	\$1,495.00

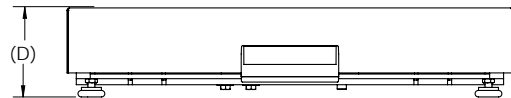
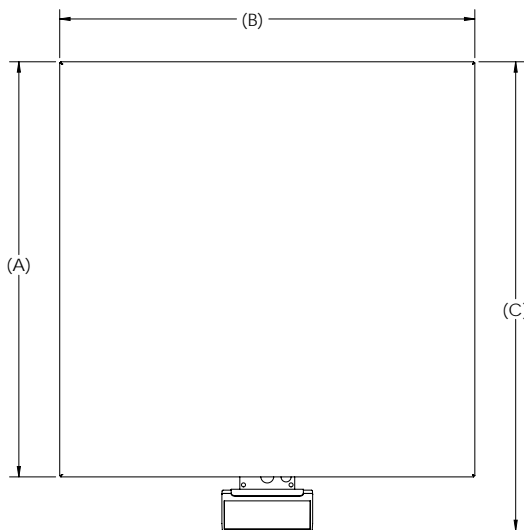
* Battery or DC power

Options/Accessories

Part #	Description	Est. Weight	Price
174783	Column bracket and post (12 x 14 scale only)	2 lb	\$45.00
180901	Second Customer display, BenchPro BP-S no keyboard with 68 in cable	4 lb	\$65.00
174784	Second Remote operator display, BenchPro BP-S with 68 in cable	4 lb	\$80.00
183103	16 in (H) tabletop display post for use with second display, customer or remote operator	4 lb	\$195.00
178501	USB-RS-232 serial adapter	1 lb	\$45.00

Dimensions - Inches

	A	B	C	D
12 x 14	12	14	14.5	2.70
12 x 16	12	16	15.30	4.32
18 x 18	18	18	21.10	4.30
20 x 20	20	20	23.10	4.30
24 x 24	24	24	27.10	4.30



BenchPro™ BP-SB

Shipping Bench Scale with Ball Top Shroud



Standard Features

- Simple operation, easy to set up
- Large six-digit backlight LCD display with 1 in (29 mm) characters protected by heavy duty tempered glass
- Powered USB HID point of sale interface – kg model only
- Nine-pin RS-232 interface for use with SMA and NCI protocols
- Four AA alkaline battery operation for portability
- Gravitational compensation allows for adjustment of factory calibration to meet your local gravity setting, non-approved

APPROVALS



Measurement
Canada
Approved



Specifications

Dynamic Response:

Response time for stable weight:
0 - 1,000d, 1,000 ms, maximum mean average
1,000d +, 1,500 ms, maximum mean average

Internal Resolution:

500,000 internal count minimum

Overload Protection:

Corner & center overload protection

Power:

In-line Power Supply (included)

Input: 100-240 VAC, +10% -15%, 3-wire w/ground
Standard terminated with USA 3-prong plug

Output: 12V at .1 Amps DC minimum

Frequency: 50/60 Hz +/-3 Hz, standard

Approvals: UL, CE, EN, CUL

USB HID:

USB 2.0 full speed; Vendor ID: 1C19;
Product ID: 0002

Construction:

Powder coat painted mild steel base plate and load bridge. Carbon steel ball with carbon steel zinc plated housing. Stainless steel shroud.

Display:

Minimum key press life of 500,000 cycles,
ABS plastic housing
6 annunciators to indicate Zero, Gross/Brutto, Net,
W1/W2/W3 multi-range
4 buttons: Units, Tare, On/Off, F1

RS-232 Cable (included):

10 ft DB 9-pin male to female, straight pass through and null modem

USB Cable(included):

46 in (1168.4 mm) A/B type USB cable

Approvals:

NTEP COC # 17-002
Canada Weights and Measures: AM - 6050
CE Marked

Warranty:

Two-year limited warranty

Part Number/Price

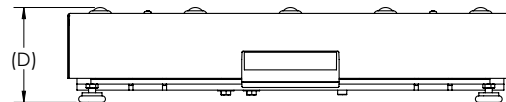
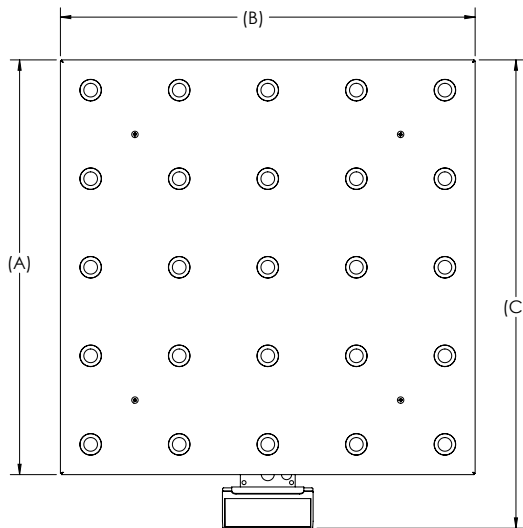
Part #	Capacity	Dimensions	Est. Weight	Price
182995	150 x 0.05 lb (75 x 0.02 kg)	12 x 16 in	37 lb	\$945.00
182393	100 x 0.02 lb (50 x 0.01 kg)	18 x 18 in	73 lb	\$1,445.00
182380	150 x 0.05 lb (75 x 0.02 kg)	18 x 18 in	73 lb	\$1,445.00
182384	300 x 0.1 lb (150 x 0.05 kg)	18 x 18 in	73 lb	\$1,445.00
182397	300 x 0.1 lb (150 x 0.05 kg)	20 x 20 in	88 lb	\$1,595.00
182401	300 x 0.1 lb (150 x 0.05 kg)	24 x 24 in	131 lb	\$1,795.00

Options/Accessories

Part #	Description	Est. Weight	Price
180901	Second Customer display, BenchPro BP-SB no keyboard with 68 in cable	4 lb	\$65.00
174784	Second Remote operator display, BenchPro BP-SB with 68 in cable	4 lb	\$80.00
183103	16 in (H) tabletop display post for use with second display, customer or remote operator	4 lb	\$195.00
178501	USB-RS-232 serial adapter	1 lb	\$45.00

Dimensions - Inches

	A	B	C	D
12 x 16	12	16	15.30	4.32
18 x 18	18	18	21.10	4.86
20 x 20	20	20	23.10	4.86
24 x 24	24	24	27.10	4.86



BenchPro™ BP-SR

Shipping Bench Scale with Roller Conveyor



Standard Features

- Simple operation, easy to set up
- Large six-digit backlight LCD display with 1 in (29 mm) characters protected by heavy duty tempered glass
- Powered USB HID point of sale interface – kg model only
- Nine-pin RS-232 interface for use with SMA and NCI protocols
- Four AA alkaline battery operation for portability
- Gravitational compensation allows for adjustment of factory calibration to meet your local gravity setting, non-approved

APPROVALS



Measurement
Canada
Approved



Specifications

Dynamic Response:

Response time for stable weight:
0 - 1,000d, 1,000 ms, maximum mean average
1,000d +, 1,500 ms, maximum mean average

Internal Resolution:

500,000 internal count minimum

Overload Protection:

Corner & center overload protection

Power:

In-line Power Supply (included)

Input: 100-240 VAC, +10% -15%, 3-wire w/ground
Standard terminated with USA 3-prong plug

Output: 12V at .1 Amps DC minimum

Frequency: 50/60 Hz +/-3 Hz, standard

Approvals: UL, CE, EN, CUL

USB HID:

USB 2.0 full speed; Vendor ID: 1C19;
Product ID: 0002

Construction:

Powder coat painted mild steel base plate and load
bridge with stainless steel roller conveyor

Display:

Minimum key press life of 500,000 cycles,
ABS plastic housing
6 annunciators to indicate Zero, Gross/Brutto, Net,
W1/W2/W3 multi-range
4 buttons: Units, Tare, On/Off, F1

RS-232 Cable (included):

10 ft DB 9-pin male to female, straight pass through
and null modem

USB Cable (included):

46 in (1168.4 mm) A/B type USB cable

Approvals:

NTEP COC # 17-002
Canada Weights and Measures: AM - 6050
CE Marked

Warranty:

Two-year limited warranty

Part Number/Price

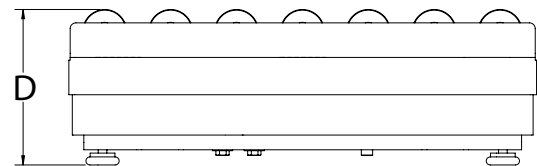
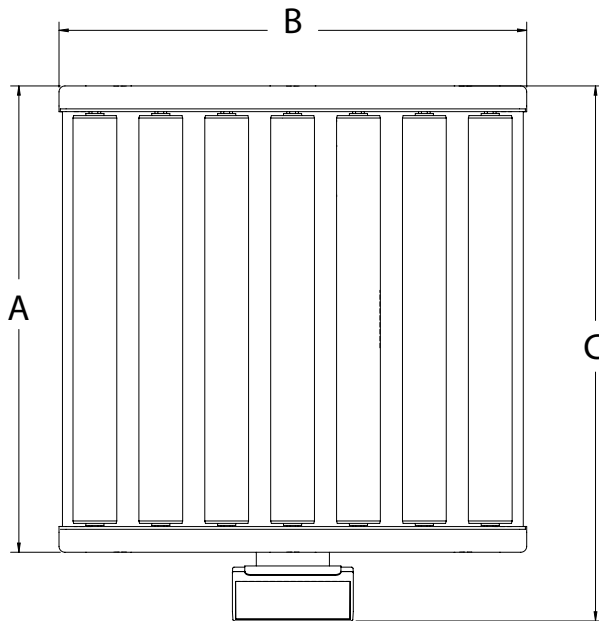
Part #	Platform Capacity	Dimensions	Est. Weight	Price
182996	150 x 0.05 lb (75 x 0.02 kg)	12 x 16 in	41 lb	\$975.00
182394	100 x 0.02 lb (50 x 0.01 kg)	18 x 18 in	77 lb	\$1,445.00
182381	150 x 0.05 lb (75 x 0.02 kg)	18 x 18 in	77 lb	\$1,445.00
182386	300 x 0.1 lb (150 x 0.05 kg)	18 x 18 in	77 lb	\$1,445.00
182398	300 x 0.1 lb (150 x 0.05 kg)	20 x 20 in	94 lb	\$1,595.00
182402	300 x 0.1 lb (150 x 0.05 kg)	24 x 24 in	131 lb	\$1,795.00

Options/Accessories

Part #	Description	Est. Weight	Price
180901	Second Customer display, BenchPro BP-SR no keyboard with 68 in cable	4 lb	\$65.00
174784	Second Remote operator display, BenchPro BP-SR with 68 in cable	4 lb	\$80.00
183103	16 in (H) tabletop display post for use with second display, customer or remote operator	4 lb	\$195.00
178501	USB-RS-232 serial adapter	1 lb	\$45.00

Dimensions - Inches

	A	B	C	D
12 x 16	12	16	15.30	5.95
18 x 18	18	18	21.10	6.50
20 x 20	20	20	23.10	6.50
24 x 24	24	24	27.10	6.50



BenchMark® MSC-10 Mobile Scale Cart



Specifications

Capacity:

1,000 lb/500 kg maximum capacity

Warranty:

One-year limited warranty

Standard Features

- 2 swivel, locking casters and 2 rigid casters
- Adjustable height with telescoping tube designed legs
- 18 in indicator stand for mounting CW90/90X, 480/480 Plus, 482/482 Plus, 680 Synergy

Part Number/Price

Part #	Description	Cart Dimensions (L x W x H)	Est. Weight	Price
Mild Steel				
190201	Designed for 12 x 18 Benchmark mild steel series	25 x 14 x 41.89-51.89 in (22.78-32.78 in*)	70 lb	\$1,035.00
190202	Designed for 18 x 18 Benchmark mild steel series	25 x 20 x 41.89-51.89 in (22.78-32.78 in*)	83 lb	\$1,055.00
190203	Designed for 18 x 24 Benchmark mild steel series	31 x 20 x 41.89-51.89 in (22.78-32.78 in*)	93 lb	\$1,075.00
190204	Designed for 24 x 24 Benchmark mild steel series	31 x 26 x 41.89-51.89 in (22.78-32.78 in*)	101 lb	\$1,095.00
Stainless Steel				
190205	Designed for 12 x 18 Benchmark stainless steel and HE series	25 x 14 x 41.89-51.89 in (22.78-32.78 in*)	70 lb	\$1,435.00
190206	Designed for 18 x 18 Stainless steel and HE series	25 x 20 x 41.89-51.89 in (22.78-32.78 in*)	83 lb	\$1,455.00
190207	Designed for 18 x 24 Stainless steel and HE series	31 x 20 x 41.89-51.89 in (22.78-32.78 in*)	93 lb	\$1,475.00
190209	Designed for 24 x 24 Stainless steel and HE series	31 x 26 x 41.89-51.89 in (22.78-32.78 in*)	101 lb	\$1,495.00

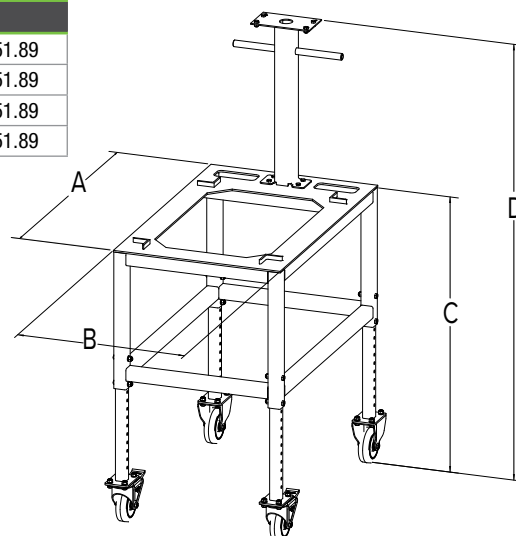
*Height of cart without indicator stand

Wheels on standard carts are not conductive. If the end user plans to use the cart with an IS indicator they will need a custom cart quoted with conductive wheels

Cart not compatible with HE-X. See MSC-40.

Dimensions - Inches

	A	B	C	D
Designed for 12 x 18 scale	25	14	22.78-32.78	41.89-51.89
Designed for 18 x 18 scale	25	20	22.78-32.78	41.89-51.89
Designed for 18 x 24 scale	31	20	22.78-32.78	41.89-51.89
Designed for 24 x 24 scale	31	26	22.78-32.78	41.89-51.89



NEW BenchMark® MSC-20 Mobile Scale Cart

Specifications

Capacity:

Lower base frame 1,000 lb/500 kg
maximum capacity
Upper base frame 50 lb/25 kg maximum capacity

Warranty:

One-year limited warranty



Standard Features

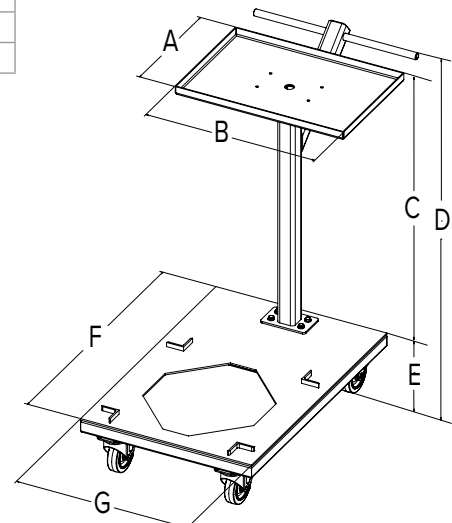
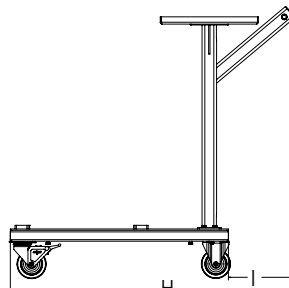
- 2 swivel, locking casters and 2 rigid casters
- Designed to easily transport counting scale and secondary scale

Part Number/Price

Part #	Description	Est. Weight	Price
Mild Steel			
197502	Designed for 12 x 18 Benchmark Mild Steel scale	85	\$1,235.00
197503	Designed for 18 x 18 Benchmark Mild Steel scale	85	\$1,255.00
197504	Designed for 18 x 24 Benchmark Mild Steel scale	88	\$1,275.00
197505	Designed for 24 x 24 Benchmark Mild Steel scale	96	\$1,295.00
Stainless Steel			
197506	Designed for 12 x 18 Benchmark SST and Benchmark HE scale	90	\$1,835.00
197507	Designed for 18 x 18 Benchmark SST and Benchmark HE scale	90	\$1,855.00
197508	Designed for 18 x 24 Benchmark SST and Benchmark HE scale	93	\$1,875.00
197509	Designed for 24 x 24 Benchmark SST and Benchmark HE scale	101	\$1,895.00

Dimensions - Inches

	A	B	C	D	E	F	G	H	I
Designed for 12 x 18 scale	19.50	13.25	29.18	36	6.81	30	20	39	9
Designed for 18 x 18 scale	19.50	13.25	29.18	36	6.81	30	20	39	9
Designed for 18 x 24 scale	19.50	13.25	29.18	36	6.81	35	20	44	9
Designed for 24 x 24 scale	19.50	13.25	29.18	36	6.81	35	26	44	9



NEW BenchMark® MSC-30 Mobile Scale Cart



Specifications

Capacity:

1,000 lb/500 kg maximum capacity

Warranty:

One-year limited warranty

Standard Features

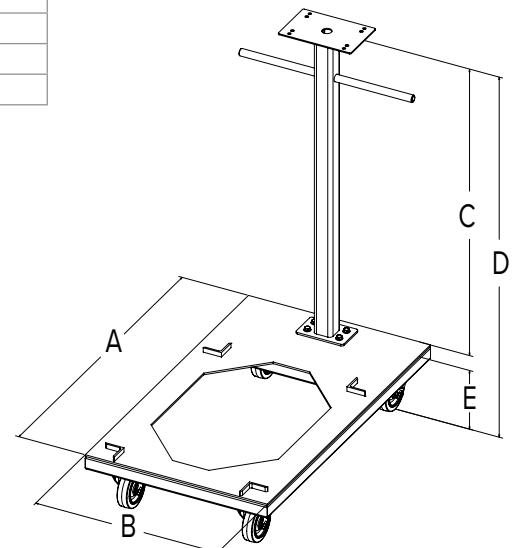
- 2 swivel, locking casters and 2 rigid casters
- Indicator stand for mounting CW90/90X, 480/480Plus, 482/482Plus, 680 Synergy

Part Number/Price

Part #	Description	Est. Weight	Price
Mild Steel			
197510	Designed for 12 x 18 Benchmark Mild Steel scale	67	\$1,235.00
197511	Designed for 18 x 18 Benchmark Mild Steel scale	67	\$1,255.00
197512	Designed for 18 x 24 Benchmark Mild Steel scale	70	\$1,275.00
197513	Designed for 24 x 24 Benchmark Mild Steel scale	78	\$1,295.00
Stainless Steel			
197514	Designed for 12 x 18 Benchmark SST and Benchmark HE scale	72	\$1,835.00
197515	Designed for 18 x 18 Benchmark SST and Benchmark HE scale	72	\$1,855.00
197516	Designed for 18 x 24 Benchmark SST and Benchmark HE scale	75	\$1,875.00
197517	Designed for 24 x 24 Benchmark SST and Benchmark HE scale	83	\$1,895.00

Dimensions - Inches

	A	B	C	D	E
Designed for 12 x 18 scale	30	20	34.25	41	6.81
Designed for 18 x 18 scale	30	20	34.25	41	6.81
Designed for 18 x 24 scale	35	20	34.25	41	6.81
Designed for 24 x 24 scale	35	26	34.25	41	6.81



NEW BenchMark® MSC-40 Mobile Scale Cart

Specifications

Capacity:

1,000 lb/500 kg maximum capacity

Warranty:

One-year limited warranty



Standard Features

- 2 swivel, locking casters and 2 rigid casters
- Rugged washdown design, meets Sanitary Design Principles

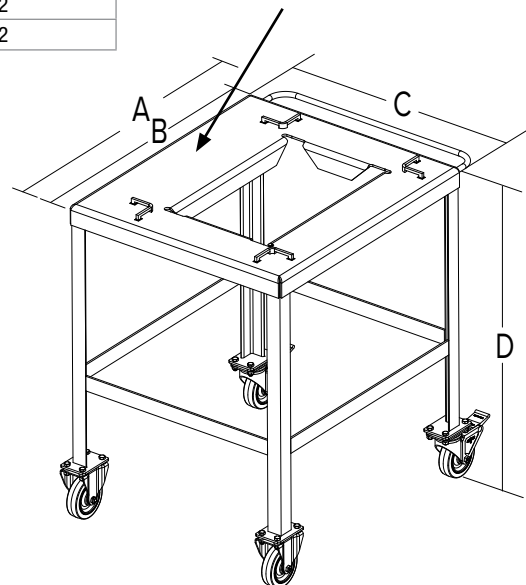
Part Number/Price

Part #	Description	Est. Weight	Price
Stainless Steel			
197518	Designed for 12 x 18 Benchmark HE-X scale	62 lb	\$1,435.00
197519	Designed for 18 x 18 Benchmark HE-X scale	62 lb	\$1,455.00
197520	Designed for 18 x 24 Benchmark HE-X scale	69 lb	\$1,475.00
197521	Designed for 24 x 24 Benchmark HE-X scale	79 lb	\$1,495.00

Dimensions - Inches

	A	B	C	D
Designed for 12 x 18 scale	24.75	21	17.875	32
Designed for 18 x 18 scale	24.75	21	24	32
Designed for 18 x 24 scale	30.75	27	24	32
Designed for 24 x 24 scale	30.75	27	30	32

Note: This side of cart is larger to accommodate BenchMark HE-X with indicator column



Bench Scale Ball Transfer and Roller Conveyor

1. Rice Lake Weighing Systems model number or part number of bench scale _____
2. Dimensions of scale: _____ " L x _____ " W
3. Capacity of scale: _____ lb
4. Dimensions of the smallest box/container to be used with the scale: _____ " L x _____ " W



Ball Transfer

6. Construction of Ball Transfer

- ☐ Steel Ball, Steel Housing Zinc Finish
- ☐ Stainless Steel Ball, Steel Housing Zinc Finish
- ☐ Stainless Steel Ball, Stainless Steel Housing

7. Center to center ball dimension, if known:



Ball Transfer with Shroud

6. Construction of Ball Transfer

- ☐ Steel Ball, Steel Housing Zinc Finish
- ☐ Stainless Steel Ball, Stainless Steel Housing

7. Center to center ball dimension, if known:



Roller Conveyor

8. Roller Diameter, if known:

9. Center to Center Dimension, if known:

10. Construction of Rollers

- ☐ Plain Steel
- ☐ Galvanized Steel
- ☐ Aluminum
- ☐ Stainless Steel

7. Direction of roller conveyor, if platform is rectangular shaped (i.e. 18" x 24" scale, please tell us if the rollers should be 18" or 24" long.)

Calibration Weights

TABLE OF CONTENTS

WEIGHT AND CALIBRATION SPECIFICATIONS.....

CAST IRON - ASTM AND OIML

CAST IRON215

Grip-handle and Nesting Slab Weights

CAST IRON216

Grip-handle Weights

CAST IRON217

Slotted Interlocking and Hanger Weights

CAST IRON218

Counterpoise and Hanger Weights

AVOIRDUPOIS219

Counterpoise and Hanger Weights

STAINLESS STEEL - ASTM

METRIC INDIVIDUAL WEIGHTS221

AVOIRDUPOIS INDIVIDUAL WEIGHTS222

METRIC SETS223

Range: 5 g and 50 g

Range: 100 g

Range: 500 g

Range: 1 kg

Range: 2 kg

Range: 5 kg

AVOIRDUPOIS SET229

Range: 4 oz

Range: 1 lb

Range: 2 lb

Range: 5 lb

Range: 10 lb

SPECIALTY - ASTM

METRIC CUBE AND RING WEIGHTS; AVOIRDUPOIS RING WEIGHTS237

TROY CYLINDRICAL/LEAF WEIGHTS238

PENNYWEIGHT CYLINDRICAL AND LEAF, AND GRAIN WEIGHTS239

SPECIALTY WEIGHTS/ CUBE WEIGHTS SETS240

HOOK WEIGHTS - ASTM

AVOIRDUPOIS AND METRIC INDIVIDUAL HOOK WEIGHTS241

AVOIRDUPOIS AND METRIC INDIVIDUAL HANGERS AND SLOTTED WEIGHTS242

SPECIALTY - ASTM

CLEAN ROOM WEIGHT CART AND LIFT TRUCK WEIGHTS243

ELECTRONIC CALIBRATION - ASTM

METRIC KITS245

METRIC INDIVIDUAL WEIGHTS246

AVOIRDUPOIS KITS247

AVOIRDUPOIS INDIVIDUAL WEIGHTS248

PRECISION LABORATORY - ASTM

METRIC KITS251

METRIC INDIVIDUAL WEIGHTS252

AVOIRDUPOIS KITS257

AVOIRDUPOIS INDIVIDUAL WEIGHTS258

ESSENTIAL WEIGHTS261

METRIC SETS262

Range: 500 mg

Range: 20 g

Range: 50 g

Range: 100 g

Range: 200 g

Range: 300 g and 500 g

Range: 1 kg

Range: 2 kg

Range: 3 kg and 5 kg

Range: 10 kg

Range: 20 kg and 25 kg

AVOIRDUPOIS SETS284

Range: 50 lb through 2 lb

PRECISION LABORATORY - OIML

METRIC KITS287

METRIC KITS AND WEIGHTS288

METRIC SETS289

Range: 500 mg-50 g

Range: 100 g

Range: 200 g

Range: 500 g

Range: 1 kg

Range: 2 kg

Range: 5 kg

Range: 10 kg

Range: 20 kg

ACCESSORIES

SEALING PLUGS306

GLOVES/TRANSFER EQUIPMENT307

CASES308

TRANSFER CART/TOUCH-UP PAINT/CAN- VAS DUST COVERS310

ESPAÑOL | Visite ricelake.com/spanish
para ver todos los materiales
Rice Lake que están
disponibles en español.

Product names, logos, brands, and other trademarks featured
or referred to within this publication are the property of their respective trademark holders.

Ordering Weights and Weight Sets

1. Please describe your application and tell us what you need to accomplish with the weight(s) or weight set.
2. What is the maximum amount of weight you will need at any one time?
3. What is the minimum amount of weight you will need at any one time?
4. What tolerance are you looking for?
5. Is your tolerance driven by the equipment under test; the application; an internal specification document; or another source?
6. What standard (ASTM or OIML) is required or preferred?
7. What configuration do you need (5-3-2-1 or 5-2-2-1)?
8. Do you need something that is custom manufactured?
9. What is your budget for this project?
10. Tell us about the environment. Is it:
 - a. indoor/outdoor?
 - b. wet/dry?
 - c. windy/still?
 - d. corrosive, hazardous, or explosive?
 - e. a clean room?
 - f. an environment with biohazard, electrostatic or magnetic conditions to consider?
 - g. an environment with other noteworthy conditions? If so, what are they?
11. Are you replacing an existing weight or weight set?
12. If the answer to question number 11 is yes:
 - a. What do you like/dislike about the existing weights?
 - b. What configuration is the existing set?
 - c. What style is the existing set?
 - d. What laboratory documentation is needed for the existing set?
13. Does this weight set need to be Legal for Trade?
14. Do you need ISO/IEC 17025 and ISO 9001 laboratory documentation?
15. If you do not need ISO/IEC 17025 and ISO 9001 laboratory documentation, do you need traceability to NIST?
16. Do you need true mass value?
17. If you do not need any documentation, you still have the option on page 29.
18. If you are getting any of the laboratory documentation above, do you need a recall date?
Your existing weights and weight sets should be recertified on a managed periodic basis. The recertification period is determined by a number of factors, including but not necessarily limited to, the environment, frequency of use, demands of the process, quality of the weighing devices in question, age of the weights in question and handling during use.
19. What other precision services/equipment (recalibration, balances, accessories, static electricity) do you use?

Weight and Calibration Specifications

Rice Lake Weighing Systems metrology staff has participated in basic, intermediate and advanced NIST/OWM training seminars, regional metrology groups such as MidMap and round-robin metrology programs with state labs.

Rice Lake's calibration labs have traceability to NIST.

Weights

Rice Lake offers cast iron weights and three designs of stainless steel weights. Due to varying configurations, the actual appearance of your product may be slightly different than shown on the catalog page. Serial numbers are available for an additional charge. Individual leaf weights should be ordered with protective vial (individual leaf weights are for custom-designed kits).

Weight Sets

Rice Lake offers many configurations for weight sets. A standard set would be as follows:

5-2-2-1: (1) 50g, (2) 20g and (1) 10g

5-3-2-1: (1) 50g, (1) 30g, (1) 20g and (1) 10g

Custom sets are available as build-to-order to meet your specific requirements.

Each weight set consists of the weights, case and/or small weight case (as appropriate), and appropriate lifting design consisting of one or more lifters, tweezer and white cotton gloves.

OIML and ASTM weight sets larger than 500 grams or one pound include a hardwood case with velvet-lined pockets. Cases are available to replace wooden cases if portability is required. Weight sets with the largest weight of 500 grams include a precision-machined polyvinyl, crush resistant case.

Serial numbers are not stamped or engraved on polished weights or milligram weights.

The correct class weight is dependent on the use. Weights should be more accurate than the precision of the weighing device and it is recommended that a weight has an accuracy of one-third (1/3) of the weighing device readability.

Weights Kits

All cylindrical ASTM kits (excluding grip handle weights) include their own protective case and glove set for safe handling.

Total Measurement Assurance Program (TMAP)

TMAP has been part of the Rice Lake metrology brand almost since its inception. TMAP covers all phases of our weight manufacturing and metrology groups to ensure that metrology services meet all requirements.



CAST IRON

Painted Weights

with adjusting cavity for sealing

Classes Available:

ASTM Class 6 and 7

OIML Class M1



Applications:

- Field standards for testing industrial devices Class III, Class IIIL or Class IIII
- Testing for non-marked scales without class designation
- Verifying scales are within specified accuracy and tolerances

Styles Available:

- Grip-handle design for easy handling
- Nesting slab weights for heavy-capacity weighing
- Slotted weights and hangers for suspended weighing
- Counterpoise weights for ratio weighing

Features:

- Nominal value marked on weight
- Weight capacities of 10 kg/20 lb and up meet NIST Handbook 105-1 and Handbook 44 specifications
- Metric weights designated by gold paint
- Avoirdupois (pound) weights designated by silver paint
- Serial numbers may be stamped on weights (optional)

ASTM Class 6								Optional
Weight	Part #	Width	Length	Height	Slot Width	Slot Depth*	Price	Accredited Certificate
3,000 lb	12872	20 3/4in (527.1 mm)	20 3/4in (527.1 mm)	29in (736.6 mm)	3 1/2in (88.9 mm)	2 3/4in (69.9 mm)	\$9,141.00	\$310.00
2,500 lb	12854	20 3/4in (527.1 mm)	20 3/4in (527.1 mm)	24 3/4in (628.65 mm)	3 31/32in (100.8 mm)	2 3/4in (69.9 mm)	\$8,199.00	\$235.00
2,000 lb	12868	20 3/4in (527.05 mm)	20 3/4in (527.05 mm)	19 1/2in (495.3 mm)	3 1/2in (88.9 mm)	2 3/4in (69.9 mm)	\$7,250.00	\$235.00
1,500 lb	12864	15 1/8in (384.2 mm)	15 1/8in (384.2 mm)	26 7/8in (682.6 mm)	2 1/2in (63.5 mm)	2 1/4in (57.2 mm)	\$6,565.00	\$235.00
1,250 lb	12858	15in (381.0 mm)	15in (381.0 mm)	23 3/4in (603.3 mm)	2 1/2in (63.5 mm)	2 1/4in (57.2 mm)	\$5,485.00	\$235.00
1,000 lb	12850	15in (381.0 mm)	15 1/2in (393.7 mm)	18 11/16in (474.7 mm)	2 3/4in (69.9 mm)	2 29/32in (73.8 mm)	\$2,626.00	\$235.00
500 lb	12844	11 1/2in (292.1 mm)	12in (304.8 mm)	15 3/4in (400.1 mm)	2 1/2in (63.5 mm)	1 29/32in (48.4 mm)	\$1,650.00	\$235.00
250 lb	12892	9 3/4in (247.65 mm)	9 3/4in (247.65 mm)	12in (304.8 mm)	2 1/2in (63.5 mm)	2in (50.8 mm)	\$1,510.00	\$235.00
200 lb	12890	9 3/4in (247.65 mm)	9 3/4in (247.65 mm)	10in (254 mm)	2 1/2in (63.5 mm)	2in (50.8 mm)	\$1,313.00	\$235.00
100 lb	12862	9 1/8in (231.8 mm)	7in (177.8 mm)	7 7/8in (200.0 mm)	4 1/2in (114.3 mm)	1 1/2in (38.1 mm)	\$577.00	\$105.00
50 lb	12839	7 29/32in (200.8 mm)	5 1/2in (139.7 mm)	6 9/16in (166.7 mm)	4 1/2in (114.3 mm)	1 21/32in (42.1 mm)	\$137.00	\$80.00
30 lb	12878	8 1/4in (209.6 mm)	4 29/32in (124.6 mm)	4 1/2in (114.3 mm)	4 15/32in (113.5 mm)	31/32in (24.6 mm)	\$180.00	\$80.00
25 lb	12833	6 1/2in (165.1 mm)	4 1/2in (114.3 mm)	4 15/16in (125.4 mm)	3 5/8in (92.1 mm)	31/32in (24.6 mm)	\$120.00	\$80.00
20 lb	12870	5 3/4in (146.1 mm)	4 15/32in (113.5 mm)	5 3/32in (129.4 mm)	3 31/32in (100.8 mm)	1 5/32in (29.4 mm)	\$97.00	\$80.00

ASTM Class 7						Optional
Weight	Part #	Width	Length	Height	Price	Accredited Certificate
10lb	12828	5in (127.0mm)	3 1/4in (82.6mm)	4 1/32in (102.4mm)	\$76.00	\$80.00
5lb	12823	4in (101.6mm)	2 9/16in (65.1mm)	3 7/32in (81.8mm)	\$58.00	\$80.00
2lb	12874	3in (76.2mm)	2 1/8in (54.0mm)	1 3/4in (44.5mm)	\$55.00	\$65.00
1 lb	12876	2 1/2in (63.5mm)	1 11/16in (42.9mm)	1 13/32in (35.7mm)	\$50.00	\$65.00

Nesting Slab ASTM Class 6								Optional
Weight	Part #	Width	Length	Height	Slot Width	Slot Depth*	Price	Accredited Certificate
2,500 lb	12860	42 in (1066.8 mm)	30 in (762 mm)	8 1/4 in (209.5 mm)	2 in (50.8 mm)	2 1/4 in (57.15 mm)	\$8,199.00	\$235.00
1,000 lb	34563	29 1/2 in (749.3 mm)	19 1/2 in (495.3 mm)	7 1/4 in (184.15 mm)	2 in (50.8 mm)	2 1/4 in (57.15 mm)	\$4,150.00	\$235.00

* Slot depth refers to distance between lifting bars and castings

Additional Accessories		
Part #	Description	Price
36092	Statement of Accuracy	\$45.00
25836	Serial number	\$16.00



Nesting Slab PN 12860



Cast Iron

Cast Iron

Grip-handle Weights

ASTM Class 6								Optional
Weight	Part #	Width	Length	Height	Slot Width	Slot Depth*	Price	Accredited Certificate
1,000 kg	12801	20 1/2 in (520.7 mm)	20 1/2 in (520.7 mm)	22 in (558.8 mm)	3 1/2 in (88.9 mm)	2 3/4 in (69.85 mm)	\$7,250.00	\$310.00
500 kg	12797	15 1/8 in (384.2 mm)	15 1/8 in (384.2 mm)	20 3/4 in (527 mm)	2 1/2 in (63.5 mm)	2 in (50.8 mm)	\$2,678.00	\$235.00
250 kg	12782	11 1/2 in (292.1 mm)	12 1/2 in (317.5 mm)	17 1/2 in (444.5 mm)	2 1/2 in (63.5 mm)	1 7/8 in (47.6 mm)	\$1,680.00	\$235.00
200 kg	12793	11 1/2 in (292.1 mm)	12 in (304.8 mm)	14 1/4 in (362 mm)	2 1/2 in (63.5 mm)	1 7/8 in (47.6 mm)	\$1,442.00	\$235.00
100 kg	12817	9 7/8 in (250.8 mm)	9 7/8 in (250.8 mm)	11 in (279.4 mm)	2 1/2 in (63.5 mm)	2 in (50.8 mm)	\$1,329.00	\$235.00
50 kg	12803	9 7/32 in (234.2 mm)	7 in (177.8 mm)	8 13/16 in (223.8 mm)	4 15/32 in (113.5 mm)	1 29/32 in (48.4 mm)	\$577.00	\$130.00
35 kg	12805	7 7/8 in (200.0 mm)	5 1/2 in (139.7 mm)	9 15/32 in (252.4 mm)	4 15/32 in (113.5 mm)	1 1/16 in (27.0 mm)	\$412.00	\$130.00
25 kg	12775	7 21/32 in (194.5 mm)	5 1/2 in (139.7 mm)	7 3/32 in (180.2 mm)	4 7/16 in (112.7 mm)	1 13/16 in (46.0 mm)	\$160.00	\$75.00
20 kg	12771	7 5/8 in (193.7 mm)	5 19/32 in (142.1 mm)	5 29/32 in (150.0 mm)	4 5/8 in (117.5 mm)	1 19/32 in (40.5 mm)	\$134.00	\$75.00
10 kg	12767	6 in (152.4 mm)	4 1/2 in (114.3 mm)	5 in (127.0 mm)	3 3/4 in (95.3 mm)	1 1/16 in (27.0 mm)	\$129.00	\$75.00

ASTM Class 7								Optional
Weight	Part #	Width	Length	Height			Price	Accredited Certificate
5 kg	12786	5 15/32 in (138.9 mm)	3 13/32 in (86.5 mm)	4 1/8 in (104.8 mm)			\$77.00	\$75.00
2 kg	12809	3 31/32 in (100.8 mm)	2 9/16 in (65.1 mm)	2 13/16 in (71.4 mm)			\$64.00	\$75.00
1 kg	12813	3 in (76.2 mm)	2 1/8 in (54.0 mm)	1 27/32 in (46.8 mm)			\$55.00	\$55.00
500 g	12815	2 1/2 in (63.5 mm)	1 5/8 in (41.3 mm)	1 17/32 in (38.9 mm)			\$50.00	\$55.00

OIML Class M1								Optional
Weight	Part #	Width	Length	Height	Slot Width	Slot Depth*	Price	Accredited Certificate
500 kg	156304	15 1/8 in (384.2 mm)	15 1/8 in (384.2 mm)	20 3/4 in (527 mm)	2 1/2 in (63.5 mm)	2 in (50.8 mm)	\$2,678.00	\$235.00
250 kg	156305	11 1/2 in (292.1 mm)	12 in (304.8 mm)	17 1/2 in (444.5 mm)	2 1/2 in (63.5 mm)	1 7/8 in (47.6 mm)	\$1,680.00	\$235.00
100 kg	156306	9.87 in (250.7 mm)	9.87 in (250.7 mm)	11 in (279.4 mm)	2 1/2 in (63.5 mm)	2 in (50.8 mm)	\$1,329.00	\$235.00
50 kg	105417	9 7/32 in (234.2 mm)	7 in (177.8 mm)	8 13/16 in (223.8 mm)	4 15/32 in (113.5 mm)	1 29/32 in (48.4 mm)	\$577.00	\$130.00
20 kg	105416	7 5/8 in (193.7 mm)	5 19/32 in (142.1 mm)	5 29/32 in (150.0 mm)	4 5/8 in (117.5 mm)	1 19/32 in (40.5 mm)	\$134.00	\$75.00
10 kg	105415	6 in (152.4 mm)	4 1/2 in (114.3 mm)	5 in (127.0 mm)	3 3/4 in (95.3 mm)	1 1/16 in (27.0 mm)	\$129.00	\$75.00
5 kg	105414	5 15/32 in (138.9 mm)	3 13/32 in (86.5 mm)	4 1/8 in (104.8 mm)	-	-	\$77.00	\$75.00

* Slot depth refers to distance between lifting bars and castings

Additional Accessories		
Part #	Description	Price
36092	Statement of Accuracy	\$45.00
25836	Serial number	\$16.00



Grip-handle

Slotted ASTM Class 6						Optional
Weight	Part #	Slot Width	Diameter	Height	Price	Accredited Certificate
100 lb	40828	1 in (25.4 mm)	17 in (431.8 mm)	1 15/16 in (49.2 mm)	\$595.00	\$105.00
50 lb	12856	3/4 in (9 mm)	10 5/8 in (269.9 mm)	2 11/16 in (68.3 mm)	\$232.00	\$80.00
20 lb	12831	13/16 in (20.6 mm)	8 1/8 in (206.4 mm)	1 31/32 in (50.0 mm)	\$100.00	\$80.00

Slotted ASTM Class 7						Optional
Weight	Part #	Slot Width	Diameter	Height	Price	Accredited Certificate
10 lb	12826	13/16 in (20.6 mm)	6 1/8 in (155.6 mm)	1 11/16 in (42.9 mm)	\$85.00	\$80.00
5 lb	12852	11/16 in (17.5 mm)	5 1/8 in (130.2 mm)	1 5/16 in (33.3 mm)	\$69.00	\$80.00
2 lb	12848	9/16 in (14.3 mm)	5 in (127.0 mm)	23/32 in (18.3 mm)	\$59.00	\$65.00
1 lb	12842	9/16 in (14.3 mm)	5 in (127.0 mm)	15/32 in (11.9 mm)	\$59.00	\$65.00
1/2 lb	12837	9/16 in (14.3 mm)	3 3/4 in (95.3 mm)	7/16 in (11.1 mm)	\$46.00	\$40.00

Hanger ASTM Class 7							Optional
Weight	Capacity	Part #	Total Length	Operational Length	Diameter	Price	Accredited Certificate
5 lb*	500 lb	12846	37 1/4 in (946.2mm)	35 in (889.0mm)	4 in (101.6 mm)	\$273.00	\$80.00
2 lb	200 lb	12841	21 13/32 in (543.7 mm)	19 in (482.6mm)	3 3/4 in (95.3mm)	\$137.00	\$65.00
2 lb	200 lb	12835	10 1/4 in (260.4 mm)	8 in (203.2 mm)	3 3/4 in (95.3 mm)	\$131.00	\$65.00
1 lb	200 lb	12830	21 29/32 in (556.4 mm)	20 7/32 in (513.6 mm)	3 3/4 in (95.3 mm)	\$117.00	\$65.00
1 lb	200 lb	12825	9 5/16 in (236.5mm)	7 9/16 in (192.1 mm)	3 3/4 in (95.3mm)	\$95.00	\$65.00


* Stainless steel

Slotted ASTM Class 6						Optional
Weight	Part #	Slot Width	Diameter	Height	Price	Accredited Certificate
20 kg	12819	21/32 in (16.7 mm)	10 5/16 in (261.9 mm)	2 11/32 in (59.5 mm)	\$232.00	\$75.00
10 kg	12811	3/4 in (19.1 mm)	8 3/16 in (208.0 mm)	2 1/16 in (52.4 mm)	\$129.00	\$75.00

Slotted ASTM Class 7						Optional
Weight	Part #	Slot Width	Diameter	Height	Price	Accredited Certificate
5 kg	12807	13/16 in (20.6 mm)	6 3/16 in (157.2 mm)	1 13/16 in (46.0 mm)	\$117.00	\$75.00
2 kg	12799	9/16 in (14.3 mm)	5 1/8 in (130.2 mm)	1 3/16 in (30.2 mm)	\$69.00	\$75.00
1 kg	12795	9/16 in (14.3 mm)	5 1/16 in (128.6 mm)	3/4 in (19.1 mm)	\$60.00	\$55.00
500 g	12791	9/16 in (14.3 mm)	5 in (127.0 mm)	15/32 in (11.9 mm)	\$58.00	\$55.00
200 g	12780	5/8 in (15.9 mm)	3 21/32 in (92.9 mm)	7/16 in (11.1 mm)	\$47.00	\$55.00

Hanger ASTM Class 7							Optional
Weight	Capacity	Part #	Total Length	Operational Length	Diameter	Price	Accredited Certificate
2 kg	250 kg	12788	37 1/4 in (946.2 mm)	35 in (889.0 mm)	4 in (101.6 mm)	\$273.00	\$75.00
1 kg	100 kg	12784	21 13/32 in (543.7 mm)	19 in (482.6 mm)	3 3/4 in (95.3 mm)	\$134.00	\$55.00
1 kg	100 kg	12777	10 1/4 in (260.4 mm)	8 in (203.2 mm)	3 3/4 in (95.3 mm)	\$134.00	\$55.00
500 g	100 kg	12773	21 29/32 in (556.4 mm)	20 7/32 in (513.6 mm)	3 3/4 in (95.3 mm)	\$117.00	\$55.00
500 g	100 kg	12769	9 5/16 in (236.5 mm)	7 9/16 in (192.1 mm)	3 3/4 in (95.3 mm)	\$105.00	\$55.00

Additional Accessories		
Part #	Description	Price
36092	Statement of Accuracy	\$45.00
25836	Serial number	\$16.00



Cast Iron

Counterpoise and Hanger Weights

Round ASTM Class 7					
Ratio	Weight	Part #	Diameter	Fairbanks Part #	Price
1 lb - 100 lb	50 lb x 1/2 lb	10154	2 7/8 in (73.0 mm)	PA48	\$37.00
1 lb - 100 lb	100 lb x 1 lb	10156	4 1/16 in (103.2 mm)	PA32	\$42.00
1 lb - 100 lb	200 lb x 2 lb	10158	4 1/16 in (103.2 mm)	PA21	\$37.00
1 lb - 100 lb	500 lb x 5 lb	10160	3 3/4 in (95.3 mm)	PB52	\$42.00
1/2 lb - 100 lb	100 lb x 1/2 lb	10152	2 7/8 in (73.0 mm)	PBC32	\$37.00
1/2 lb - 100 lb	200 lb x 1 lb	10168	3 17/32 in (89.7 mm)	PBC21	\$47.00
1/2 lb - 100 lb	300 lb x 1 1/2 lb	10189	3 1/2 in (88.9 mm)	-	\$37.00
1/2 lb - 100 lb	500 lb x 2 1/2 lb	10170	3 1/2 in (88.9 mm)	PBC52	\$53.00
1/2 lb - 100 lb	1,000 lb x 5 lb	10196	3 7/8 in (98.4 mm)	-	\$63.00

Hangers - Round and Square ASTM Class 7					
Approx. Weight	Part #	Total Length	Operational Length	Diameter	Price
Round					
7 oz	10188	7 1/16 in (179.4 mm)	5 1/8 in (130.2 mm)	3 31/32 in (100.8 mm)	\$68.00
10 oz (Fairbanks® only)	10184	7 1/16 in (179.4 mm)	5 1/8 in (130.2 mm)	3 31/32 in (100.8 mm)	\$68.00
12 oz	10185	7 1/16 in (179.4 mm)	5 1/8 in (130.2 mm)	3 31/32 in (100.8 mm)	\$68.00
17 oz	10186	7 1/16 in (179.4 mm)	5 1/8 in (130.2 mm)	4 in (101.6 mm)	\$68.00
21 oz	10187	7 1/16 in (179.4 mm)	5 1/8 in (130.2 mm)	4 in (101.6 mm)	\$68.00
Square					
21 oz	10193	8 7/16 in (214.3 mm)	6 5/16 in (160.3 mm)	-	\$68.00

Hexagon ASTM Class 7			
Weight	Part #	Diameter	Price
10 kg x 100 g	10266	2 in (50.8 mm)	\$42.00
25 kg x 250 g	10268	2 13/16 in (71.4 mm)	\$42.00
50 kg x 500 g	10270	4 in (101.6 mm)	\$46.00
100 kg x 1 kg	10272	4 in (101.6 mm)	\$50.00
200 kg x 2 kg	10274	4 in (101.6 mm)	\$55.00

Square ASTM Class 7					
Ratio	Weight	Part #	Diameter	Fairbanks Part #	Price
1 lb - 100 lb	50 lb x 1/2 lb	10191	2 5/16 in (58.7 mm)	1A2349	\$42.00
1 lb - 100 lb	100 lb x 1 lb	10162	3 1/2 in (88.9 mm)	1A1469	\$42.00
1 lb - 100 lb	200 lb x 2 lb	10164	3 1/2 in (88.9 mm)	1A1470	\$47.00
1 lb - 100 lb	500 lb x 5 lb	10166	3 1/2 in (88.9 mm)	1A1471	\$79.00



Fairbanks Round Individual
and Hanger



Fairbanks Square Individual
and Hanger



Round ASTM Class 7					
Ratio	Weight	Part #	Diameter	Howe™ Part #	Price
-	50 lb x 1/2 lb	10367	3 in (76.2 mm)	42071831	\$47.00
-	100 lb x 1 lb	10369	2 7/8 in (73.0 mm)	42076188	\$47.00
-	200 lb x 2 lb	10371	2 31/32 in (75.4 mm)	42076189	\$47.00
-	300 lb x 3 lb	10373	2 31/32 in (75.4 mm)	42076190	\$47.00
-	500 lb x 5 lb	10385	3 1/8 in (79.4 mm)	42078947	\$47.00

For Counting Scales					
99 - 1	100 lb x 1 1/99 lb	10387	3 in (76.2 mm)	40810545	\$53.00
99 - 1	500 lb x 5 5/99 lb	10391	3 3/32 in (78.6 mm)	42111567	\$53.00
8 - 1	10 lb x 1 1/4 lb	10427	2 15/16 in (74.6 mm)	-	\$53.00
8 - 1	5 lb x 5/8 lb	10425	2 15/16 in (74.6 mm)	-	\$51.00
8 - 1	2 lb x 1/4 lb	10411	2 7/32 in (56.4 mm)	-	\$47.00
50 - 1	80 lb x 1 3/5 lb	10421	3 in (76.2 mm)	-	\$47.00
50 - 1	40 lb x 4/5 lb	10419	2 13/16 in (71.4 mm)	-	\$47.00
50 - 1	20 lb x 2/5 lb	10417	2 31/32 in (75.4 mm)	-	\$53.00
50 - 1	10 lb x 1/5 lb	10415	2 in (50.8 mm)	-	\$47.00
50 - 1	5 lb x 1/10 lb	10413	1 1/2 in (38.1 mm)	-	\$47.00
64 - 1	100 lb x 1 9/16 lb or 25 oz	10409	3 in (76.2 mm)	42111417	\$47.00
61 - 1	50 lb x 28/32 lb or 12 1/2 oz	10407	2 15/16 in (74.6 mm)	40807082	\$47.00
64 - 1	25 lb x 25/64 lb or 6 1/4 oz	10405	2 31/32 in (75.4 mm)	40807092	\$47.00
64 - 1	10 lb x 5/32 lb or 2 1/2 oz	10404	1 1/2 in (38.1 mm)	42111454	\$47.00

Round Hanger ASTM Class 7					
Approx. Weight	Part #	Total Length	Operational Length	Diameter	Price
7 oz	10382	8 1/4 in (209.6 mm)	6 3/16 in (157.2 mm)	2 31/32 in (75.4)	\$63.00
10 oz	10379	8 1/4 in (209.6 mm)	6 3/16 in (157.2 mm)	2 31/32 in (75.4)	\$63.00
12 oz	10380	8 1/4 in (209.6 mm)	6 3/16 in (157.2 mm)	2 31/32 in (75.4)	\$105.00
16 oz	10381	8 1/4 in (209.6 mm)	6 3/16 in (157.2 mm)	2 31/32 in (75.4)	\$105.00

Triangle ASTM Class 7			
Approx. Weight	Part #	Toledo® Part #	Price
100 lb x 1 lb	11417	49868	\$37.00
200 lb x 2 lb	11419	49869	\$42.00
500 lb x 5 lb	11421	49870	\$63.00

Triangle Hanger ASTM Class 7					
Approx. Weight	Part #	Total Length	Operational Length	Toledo Part #	Price
14 oz	11423	8 1/4 in (209.6 mm)	6 3/16 in (157.2 mm)	49857	\$63.00



Howe Round Individual
and Hangers



Toledo Triangle Individual
and Hangers

STAINLESS STEEL

ASTM Class 5



Applications:

- Field standards for Class III scales or balances
- Testing non-classified scale equipment
- Tolerance checking

Styles Available:

- Cylindrical
- Grip handle
- Dish weights

Product Configuration:

- Individual weight
- Weight set: weights, case and handling equipment
- Weight set configuration: 5-2-2-1 or 5-3-2-1
Example: (1) 50 g, (2) 20 g and (1) 10 g or
(1) 50 g, (1) 30 g, (1) 20 g and (1) 10 g
- Appropriate lifting device, tweezer and/or glove

Features:

- Stainless steel weights designed to meet NIST Handbook 44 and 105-1
- ASTM Class 5 tolerances
- Sealing cavity for adjustment for most weights
- Serial numbers may be stamped on weights (optional)
- Nominal value marked on weights

Metric Individual Weights

Grip-handle Class 5					Optional
Weight	Part #	Height	Diameter	Price	Accredited Certificate
30 kg	12572	9 3/16 in (233.3 mm)	6 in (152.4 mm)	\$1,100.00	\$80.00
25 kg	12571	7 3/16 in (182.5 mm)	6 in (152.4 mm)	\$875.00	\$75.00
20 kg	12569	6 7/16 in (163.5 mm)	6 in (152.4 mm)	\$757.00	\$75.00
10 kg	12567	5 3/16 in (131.7 mm)	5 in (127.0 mm)	\$535.00	\$75.00
8 kg	12565	4 13/32 in (111.9 mm)	5 in (127.0 mm)	\$500.00	\$75.00
5 kg	12564	3 7/32 in (81.8 mm)	5 in (127.0 mm)	\$289.00	\$75.00

Cylindrical Class 5					Optional	Optional Cases	
Weight	Part #	Height	Diameter	Price	Accredited Certificate	Part #	Price
5 kg	12521	4 13/32 in (111.9 mm)	3 1/2 in (88.9 mm)	\$211.00	\$75.00	-	\$44.00
4 kg	12519	3 3/16 in (96.7 mm)	3 3/8 in (85.0 mm)	\$196.00	\$75.00	-	\$44.00
3 kg	12517	3 23/32 in (94.5 mm)	3 in (76.2 mm)	\$175.00	\$75.00	190273	\$33.00
2 kg	12515	3 5/16 in (83.7 mm)	2 5/8 in (66.2 mm)	\$129.00	\$75.00	190268	\$33.00
1 kg	12513	2 11/16 in (68.2 mm)	2 in (50.4 mm)	\$74.00	\$55.00	190259	\$33.00
500 g	12511	2 1/8 in (53.8 mm)	1 5/8 in (40.9 mm)	\$69.00	\$55.00	189712	\$33.00
400 g	12531	2 1/32 in (51.6 mm)	1 1/2 in (38.1 mm)	\$63.00	\$55.00	189709	\$33.00
300 g	12529	1 13/16 in (45.9 mm)	1 3/8 in (34.5 mm)	\$63.00	\$55.00	189643	\$33.00
200 g	12509	1 21/32 in (42.1 mm)	1 3/16 in (30.2 mm)	\$53.00	\$55.00	189633	\$33.00
150 g	12549	1 9/32 in (32.5 mm)	1 3/16 in (30.2 mm)	\$47.00	\$55.00	189633	\$33.00
100 g	12507	1 3/16 in (30.2 mm)	1 in (25.4 mm)	\$44.00	\$40.00	189567	\$36.00
50 g	12527	31/32 in (24.6 mm)	3/4 in (19.1 mm)	\$40.00	\$40.00	189506	\$36.00
30 g	12525	11/16 in (16.7 mm)	11/16 in (17.4 mm)	\$37.00	\$40.00	190126	\$33.00
20 g	12523	5/8 in (15.9 mm)	19/32 in (15.1 mm)	\$37.00	\$40.00	189482	\$36.00
10 g	12505	19/32 in (15.1 mm)	7/16 in (11.1 mm)	\$37.00	\$40.00	189475	\$36.00
5 g	12503	13/32 in (10.3 mm)	3/8 in (9.5 mm)	\$32.00	\$40.00	194048	\$35.00
3 g	12533	3/8 in (9.3 mm)	5/16 in (7.5 mm)	\$32.00	\$40.00	194030	\$35.00
2 g	12501	5/16 in (7.9 mm)	9/32 in (7.1 mm)	\$32.00	\$40.00	-	-
1 g	12499	1/4 in (6.4 mm)	7/32 in (5.6 mm)	\$32.00	\$40.00	-	-

Milligram Class 5				Optional
Weight	Part #	Price	Accredited Certificate	
500 mg	12913	\$20.00	\$40.00	
300 mg	12914	\$20.00	\$40.00	
200 mg	12915	\$20.00	\$40.00	
100 mg	12916	\$20.00	\$40.00	
50 mg	12917	\$20.00	\$40.00	
30 mg	12918	\$20.00	\$40.00	
20 mg	12919	\$20.00	\$40.00	
10 mg	12920	\$20.00	\$40.00	
5 mg	12921	\$20.00	\$40.00	
3 mg	12922	\$20.00	\$40.00	
2 mg	12923	\$20.00	\$40.00	
1 mg	12924	\$20.00	\$40.00	

Additional Accessories		
Part #	Description	Price
36092	Statement of Accuracy	\$45.00
25836	Serial number	\$16.00



Grip-handle



Cylindrical



Leaf

Avoirdupois Individual Weights

Grip Handle Class 5					Optional	
Weight	Part#	Height	Diameter		Price	Accredited Certificate
50 lb	12677	6 21/32 in (169.1 mm)	6 in (127.0 mm)		\$825.00	\$80.00
30 lb	12676	6 11/16 in (169.0 mm)	5 in (126.4 mm)		\$625.00	\$80.00
25 lb	12675	5 3/4 in (145.9 mm)	5 in (126.4 mm)		\$525.00	\$80.00
20 lb	12674	4 27/32 in (123.0 mm)	5 in (127.0 mm)		\$485.00	\$80.00
10 lb	12673	3 1/32 in (77.0 mm)	5 in (127.0 mm)		\$289.00	\$80.00

Cylindrical Class 5					Optional		Optional Cases	
Weight	Part #	Height	Diameter	Price	Accredited Certificate		Part #	Price
10 lb	12606	4 1/16 in (103.0 mm)	3 1/2 in (88.1 mm)	\$200.00	\$80.00		197473	\$195.00
5 lb	12604	3 11/16 in (93.2 mm)	2 5/8 in (66.2 mm)	\$129.00	\$80.00		190269	\$33.00
4 lb	12602	3 1/16 in (77.0 mm)	2 5/8 in (66.2 mm)	\$122.00	\$80.00		190267	\$33.00
3 lb	12600	2 15/16 in (74.4 mm)	2 1/4 in (56.8 mm)	\$117.00	\$80.00		190263	\$33.00
2 lb	12598	2 15/32 in (62.7 mm)	2 in (50.8 mm)	\$68.00	\$65.00		190260	\$33.00
1 lb	12596	2 9/32 in (57.9 mm)	1 1/2 in (38.1 mm)	\$58.00	\$65.00		189710	\$33.00
12 oz	12626	2 1/16 in (51.6 mm)	1 3/8 in (34.5 mm)	\$53.00	\$40.00		189636	\$33.00
8 oz	12594	1 21/32 in (42.1 mm)	1 1/4 in (31.8 mm)	\$47.00	\$40.00		189635	\$33.00
4 oz	12592	1 11/32 in (34.1 mm)	1 in (25.4 mm)	\$42.00	\$40.00		189567	\$36.00
2 oz	12590	15/16 in (23.8 mm)	13/16 in (20.6 mm)	\$40.00	\$40.00		189565	\$36.00
1 oz	12587	13/16 in (20.2 mm)	5/8 in (15.5 mm)	\$37.00	\$40.00		189484	\$36.00
1/2 oz	12584	21/32 in (16.7 mm)	1/2 in (12.7 mm)	\$37.00	\$40.00		189476	\$36.00
1/4 oz	12581	5/8 in (15.9 mm)	3/8 in (9.6 mm)	\$32.00	\$40.00		194054	\$35.00
1/8 oz	12578	7/16 in (10.8 mm)	5/16 in (7.5 mm)	\$32.00	\$40.00		194032	\$35.00
1/16 oz	12575	3/8 in (9.6 mm)	1/4 in (6.4 mm)	\$32.00	\$40.00		189234	\$36.00
1/32 oz	12608	11/32 in (8.7 mm)	3/16 in (4.8 mm)	\$32.00	\$40.00		190126	\$33.00
0.5 oz	12647	21/32 in (16.7 mm)	1/2 in (12.7 mm)	\$37.00	\$40.00		189476	\$36.00
0.3 oz	12645	17/32 in (13.5 mm)	7/16 in (11.1 mm)	\$37.00	\$40.00		189350	\$36.00
0.2 oz	12643	1/2 in (12.8 mm)	3/8 in (9.1 mm)	\$37.00	\$40.00		194054	\$35.00
0.1 oz	12641	3/8 in (9.0 mm)	5/16 in (7.5 mm)	\$37.00	\$40.00		194032	\$35.00
0.05 oz	12639	5/16 in (7.4 mm)	1/4 in (6.0 mm)	\$37.00	\$40.00		189234	\$36.00
0.5 lb	12624	1 21/32 in (42.1 mm)	1 1/4 in (31.8 mm)	\$47.00	\$40.00		189635	\$33.00
0.3 lb	12622	1 3/16 in (30.2 mm)	1 1/8 in (28.2 mm)	\$47.00	\$40.00		189644	\$33.00
0.2 lb	12610	1 7/32 in (31.0 mm)	15/16 in (23.8 mm)	\$40.00	\$40.00		190126	\$33.00
0.1 lb	12612	7/8 in (21.8 mm)	3/4 in (18.7 mm)	\$40.00	\$40.00		189506	\$36.00
0.05 lb	12614	23/32 in (18.3 mm)	19/32 in (15.1 mm)	\$40.00	\$40.00		190126	\$33.00
0.03 lb	12620	5/8 in (15.7 mm)	1/2 in (12.3 mm)	\$40.00	\$40.00		189476	\$36.00
0.02 lb	12616	9/16 in (13.7 mm)	7/16 in (10.7 mm)	\$40.00	\$40.00		189350	\$36.00
0.01 lb	12618	17/32 in (13.5 mm)	5/16 in (7.9 mm)	\$40.00	\$40.00		194031	\$135.00

Dish Class 6				Optional	
Weight	Part #		Price	Accredited Certificate	
0.005 lb	12909		\$37.00	\$40.00	
0.003 lb	12912		\$37.00	\$40.00	
0.002 lb	12910		\$37.00	\$40.00	
0.001 lb	12911		\$37.00	\$40.00	



Dish Weights
0.005 lb - 0.001 lb



Grip-handle



Cylindrical

Metric Sets

Range: 5g and 50g

Class 5				Optional	Replacement Cases	
Set Size	Part #	Price		Accredited Certificate	Part #	Price
5g - 1 mg	12548	\$170.00		\$240.00	11510	\$32.00
50g - 1 mg	12504	\$211.00		\$475.00	11512	\$32.00
50g - 10 mg	12502	\$196.00		\$380.00	11512	\$32.00
50g - 1 g	12500	\$160.00		\$190.00	11512	\$32.00
(2) 50g - 1 mg	12550	\$310.00		\$475.00	11512	\$32.00

Weight Set Contents				
5g - 1 mg	50g - 1 mg	(2) 50g - 1 mg	50g - 10 mg	50g - 1 g
1 - 5g	1 - 50g	2 - 50g	1 - 50g	1 - 50g
1 - 3g	2 - 20g	1 - 30g	2 - 20g	2 - 20g
1 - 2g	1 - 10g	1 - 20g	1 - 10g	1 - 10g
1 - 1g	1 - 5g	1 - 10g	1 - 5g	1 - 5g
1 - 500mg	2 - 2g	1 - 5g	2 - 2g	2 - 2g
1 - 300mg	1 - 1g	1 - 3g	1 - 1g	1 - 1g
1 - 200mg	1 - 500mg	1 - 2g	1 - 500mg	-
1 - 100mg	2 - 200mg	1 - 1g	2 - 200mg	-
1 - 50mg	1 - 100mg	1 - 500mg	1 - 100mg	-
1 - 30mg	1 - 50mg	1 - 300mg	1 - 50mg	-
1 - 20mg	2 - 20mg	1 - 200mg	2 - 20mg	-
1 - 10mg	1 - 10mg	1 - 100mg	1 - 10mg	-
1 - 5mg	1 - 5mg	1 - 50mg	-	-
1 - 3mg	2 - 2mg	1 - 30mg	-	-
1 - 2mg	1 - 1mg	1 - 20mg	-	-
1 - 1mg	-	1 - 10mg	-	-
-	-	1 - 5mg	-	-
-	-	1 - 3mg	-	-
-	-	1 - 2mg	-	-
-	-	1 - 1mg	-	-
-	-	-	-	-
Piece Count				
16	20	21	16	8
Total Weight				
12.221 g	111.11 g	172.221 g	111.1 g	110.000 g
Part #				
12548	12504	12550	12502	12500

Case Insert*		
Size	Part #	Price
50g - 1 mg	11517	\$32.00
50g - 10 mg	11517	\$32.00
50g - 1 g	11516	\$32.00

* Leaf weight cover not included

Additional Accessories		
Part #	Description	Price
36092	Statement of Accuracy	\$45.00
11758	Leaf weight cover	\$37.00
65640	Tweezer	\$17.00
25836	Serial number	\$16.00
152414	Premium tweezer	\$37.00

Metric Sets

Range: 100g

Class 5			Optional	Replacement Cases	
Set Size	Part #	Price	Accredited Certificate	Part #	Price
100 g - 1 mg	12510	\$227.00	\$505.00	11512	\$32.00
100 g - 10 mg	12508	\$216.00	\$395.00	11512	\$32.00
100 g - 1 g	12506	\$196.00	\$215.00	11512	\$32.00

Weight Set Contents		
100 g - 1 mg	100 g - 10 mg	100 g - 1 g
1 - 100g	1 - 100g	1 - 100g
1 - 50g	1 - 50g	1 - 50g
2 - 20g	2 - 20g	2 - 20g
1 - 10g	1 - 10g	1 - 10g
1 - 5g	1 - 5g	1 - 5g
2 - 2g	2 - 2g	2 - 2g
1 - 1g	1 - 1g	1 - 1g
1 - 500mg	1 - 500mg	-
2 - 200mg	2 - 200mg	-
1 - 100mg	1 - 100mg	-
1 - 50mg	1 - 50mg	-
2 - 20mg	2 - 20mg	-
1 - 10mg	1 - 10mg	-
1 - 5mg	-	-
2 - 2mg	-	-
1 - 1mg	-	-
Piece Count		
21	17	9
Total Weight		
211.11g	211.19g	210.000g
Part #		
12510	12508	12506

Case Insert*		
Size	Part #	Price
100 g - 1 mg	11519	\$32.00
100 g - 10 mg	11519	\$32.00
100 g - 1 g	11518	\$32.00

* Leaf weight cover not included

Additional Accessories		
Part #	Description	Price
36092	Statement of Accuracy	\$45.00
11758	Leaf weight cover	\$37.00
65640	Tweezer	\$17.00
25836	Serial number	\$16.00
152414	Premium tweezer	\$37.00



100 g to 1 mg PN 12510

Class 5				Optional	Replacement Cases	
Set Size	Part #	Price		Accredited Certificate	Part #	Price
500 g - 1 mg	12516	\$417.00		\$605.00	11520	\$63.00
500 g - 10 mg	12514	\$375.00		\$505.00	11520	\$63.00
500 g - 1 g	12512	\$330.00		\$310.00	11520	\$63.00

Weight Set Contents		
500 g - 1 mg	500 g - 10 mg	500 g - 1 g
1 - 500 g	1 - 500 g	1 - 500 g
2 - 200 g	2 - 200 g	2 - 200 g
1 - 100 g	1 - 100 g	1 - 100 g
1 - 50 g	1 - 50 g	1 - 50 g
2 - 20 g	2 - 20 g	2 - 20 g
1 - 10 g	1 - 10 g	1 - 10 g
1 - 5 g	1 - 5 g	1 - 5 g
2 - 2 g	2 - 2 g	2 - 2 g
1 - 1 g	1 - 1 g	1 - 1 g
1 - 500 mg	1 - 500 mg	-
2 - 200 mg	2 - 200 mg	-
1 - 100 mg	1 - 100 mg	-
1 - 50 mg	1 - 50 mg	-
2 - 20 mg	2 - 20 mg	-
1 - 10 mg	1 - 10 mg	-
1 - 5 mg	-	-
2 - 2 mg	-	-
1 - 1 mg	-	-
Piece Count		
24	20	12
Total Weight		
1.11111 kg	1.1111 kg	1.110 kg
Part #		
12516	12514	12512

Secondary Leatherette Case		
Size	Part #	Price
100 g - 1 mg	11512	\$32.00
100 g - 10 mg	11512	\$32.00
100 g - 1 g	11512	\$32.00

Case Insert*		
Size	Part #	Price
100 g - 1 mg	11519	\$32.00
100 g - 10 mg	11519	\$32.00
100 g - 1 g	11518	\$32.00

* Leaf weight cover not included

Additional Accessories		
Part #	Description	Price
36092	Statement of Accuracy	\$45.00
11758	Leaf weight cover	\$37.00
65640	Tweezer	\$17.00
25836	Serial number	\$16.00
152414	Premium tweezer	\$37.00



500 g to 1 g PN 12512

Metric Sets

Range: 1 kg

Class 5			Optional	Replacement Cases	
Set Size	Part #	Price		Part #	Price
1 kg - 1 mg	12522	\$465.00	\$630.00	11521	\$63.00
1 kg - 10 mg	12520	\$458.00	\$540.00	11521	\$63.00
1 kg - 1 g	12518	\$427.00	\$350.00	11521	\$63.00

Weight Set Contents		
1 kg - 1 mg	1 kg - 10 mg	1 kg - 1 g
1 - 1 kg	1 - 1 kg	1 - 1 kg
1 - 500 g	1 - 500 g	1 - 500 g
2 - 200 g	2 - 200 g	2 - 200 g
1 - 100 g	1 - 100 g	1 - 100 g
1 - 50 g	1 - 50 g	1 - 50 g
2 - 20 g	2 - 20 g	2 - 20 g
1 - 10 g	1 - 10 g	1 - 10 g
1 - 5 g	1 - 5 g	1 - 5 g
2 - 2 g	2 - 2 g	2 - 2 g
1 - 1 g	1 - 1 g	1 - 1 g
1 - 500 mg	1 - 500 mg	-
2 - 200 mg	2 - 200 mg	-
1 - 100 mg	1 - 100 mg	-
1 - 50 mg	1 - 50 mg	-
2 - 20 mg	2 - 20 mg	-
1 - 10 mg	1 - 10 mg	-
1 - 5 mg	-	-
2 - 2 mg	-	-
1 - 1 mg	-	-
Piece Count		
25	21	13
Total Weight		
2.11111 kg	2.1111 kg	2.11 kg
Part #		
12522	12520	12518

Secondary Leatherette Case		
Size	Part #	Price
100 g - 1 mg	11512	\$32.00
100 g - 10 mg	11512	\$32.00
100 g - 1 g	11512	\$32.00

Case Insert*		
Size	Part #	Price
100 g - 1 mg	11519	\$32.00
100 g - 10 mg	11519	\$32.00
100 g - 1 g	11518	\$32.00

* Leaf weight cover not included

Additional Accessories		
Part #	Description	Price
36092	Statement of Accuracy	\$45.00
11758	Leaf weight cover	\$37.00
65640	Tweezer	\$17.00
25836	Serial number	\$16.00
152414	Premium tweezer	\$37.00

Class 5				Optional	Replacement Cases	
Set Size	Part #	Price		Accredited Certificate	Part #	Price
2 kg - 1 mg	12528	\$567.00		\$640.00	11522	\$153.00
(5) 2 kg - 1 mg	12534	\$895.00		\$818.00	11523	\$211.00
2 kg - 10 mg	12526	\$535.00		\$590.00	11522	\$153.00
(5) 2 kg - 10 mg	12532	\$890.00		\$730.00	11523	\$211.00
2 kg - 1 g	12524	\$495.00		\$395.00	11522	\$153.00
(5) 2 kg - 1 g	12530	\$825.00		\$565.00	11523	\$211.00

Weight Set Contents					
2 kg - 1 mg	(5) 2 kg - 1 mg	2 kg - 10 mg	(5) 2 kg - 10 mg	2 kg - 1 g	(5) 2 kg - 1 g
1 - 2 kg	5 - 2 kg	1 - 2 kg	5 - 2 kg	1 - 2 kg	5 - 2 kg
1 - 1 kg	-	1 - 1 kg	-	1 - 1 kg	-
1 - 500 g	5 - 500 g	1 - 500 g	5 - 500 g	1 - 500 g	5 - 500 g
2 - 200 g	2 - 200 g	2 - 200 g	2 - 200 g	2 - 200 g	2 - 200 g
1 - 100 g	1 - 100 g	1 - 100 g	1 - 100 g	1 - 100 g	1 - 100 g
1 - 50 g	1 - 50 g	1 - 50 g	1 - 50 g	1 - 50 g	1 - 50 g
2 - 20 g	2 - 20 g	2 - 20 g	2 - 20 g	2 - 20 g	2 - 20 g
1 - 10 g	1 - 10 g	1 - 10 g	1 - 10 g	1 - 10 g	1 - 10 g
1 - 5 g	1 - 5 g	1 - 5 g	1 - 5 g	1 - 5 g	1 - 5 g
2 - 2 g	2 - 2 g	2 - 2 g	2 - 2 g	2 - 2 g	2 - 2 g
1 - 1 g	1 - 1 g	1 - 1 g	1 - 1 g	1 - 1 g	1 - 1 g
1 - 500 mg	1 - 500 mg	1 - 500 mg	1 - 500 mg	-	-
2 - 200 mg	2 - 200 mg	2 - 200 mg	2 - 200 mg	-	-
1 - 100 mg	1 - 100 mg	1 - 100 mg	1 - 100 mg	-	-
1 - 50 mg	1 - 50 mg	1 - 50 mg	1 - 50 mg	-	-
2 - 20 mg	2 - 20 mg	2 - 20 mg	2 - 20 mg	-	-
1 - 10 mg	1 - 10 mg	1 - 10 mg	1 - 10 mg	-	-
1 - 5 mg	1 - 5 mg	-	-	-	-
2 - 2 mg	2 - 2 mg	-	-	-	-
1 - 1 mg	1 - 1 mg	-	-	-	-
Piece Count					
26	33	22	29	14	21
Total Weight					
4.11111 kg	13.11111 kg	4.1111 kg	13.1111 kg	4.110 kg	13.11 kg
Part #					
12528	12534	12526	12532	12524	12530

Secondary Leatherette Case		
Size	Part #	Price
100 g - 1 mg	11512	\$32.00
100 g - 10 mg	11512	\$32.00
100 g - 1 g	11512	\$32.00

Case Insert*		
Size	Part #	Price
100 g - 1 mg	11519	\$32.00
100 g - 10 mg	11519	\$32.00
100 g - 1 g	11518	\$32.00

* Leaf weight cover not included



2 kg to 1 mg PN 12528

Metric Sets

Range: 5 kg

Class 5			Optional
Set Size	Part #	Price	Accredited Certificate
5 kg - 1 mg	12537	\$762.00	\$780.00
(2) 5 kg - 1 mg	12542	\$1,128.00	\$800.00
5 kg - 10 mg	12536	\$705.00	\$680.00
(2) 5 kg - 10 mg	12539	\$985.00	\$710.00
5 kg - 1 g	12535	\$670.00	\$490.00
(2) 5 kg - 1 g	12538	\$965.00	\$520.00
(3) 5 kg	12562	\$850.00	\$220.00

Replacement Cases

Part #	Price
11524	\$211.00
11525	\$211.00
11524	\$211.00
11525	\$211.00
11524	\$211.00
11525	\$211.00
11525	\$211.00
11558	\$211.00

Weight Set Contents

5 kg - 1 mg	(2) 5 kg - 1 mg	5 kg - 10 mg	(2) 5 kg - 10 mg	5 kg - 1 g	(2) 5 kg - 1 g	(3) 5 kg
1 - 5 kg	2 - 5 kg	1 - 5 kg	2 - 5 kg	1 - 5 kg	2 - 5 kg	3 - 5 kg
2 - 2 kg	2 - 2 kg	2 - 2 kg	2 - 2 kg	2 - 2 kg	2 - 2 kg	-
1 - 1 kg	1 - 1 kg	1 - 1 kg	1 - 1 kg	1 - 1 kg	1 - 1 kg	-
1 - 500 g	5 - 500 g	1 - 500 g	5 - 500 g	1 - 500 g	5 - 500 g	-
2 - 200 g	2 - 200 g	2 - 200 g	2 - 200 g	2 - 200 g	2 - 200 g	-
1 - 100 g	1 - 100 g	1 - 100 g	1 - 100 g	1 - 100 g	1 - 100 g	-
1 - 50 g	1 - 50 g	1 - 50 g	1 - 50 g	1 - 50 g	1 - 50 g	-
2 - 20 g	2 - 20 g	2 - 20 g	2 - 20 g	2 - 20 g	2 - 20 g	-
1 - 10 g	1 - 10 g	1 - 10 g	1 - 10 g	1 - 10 g	1 - 10 g	-
1 - 5 g	1 - 5 g	1 - 5 g	1 - 5 g	1 - 5 g	1 - 5 g	-
2 - 2 g	2 - 2 g	2 - 2 g	2 - 2 g	2 - 2 g	2 - 2 g	-
1 - 1 g	1 - 1 g	1 - 1 g	1 - 1 g	1 - 1 g	1 - 1 g	-
1 - 500 mg	1 - 500 mg	1 - 500 mg	1 - 500 mg	-	-	-
2 - 200 mg	2 - 200 mg	2 - 200 mg	2 - 200 mg	-	-	-
1 - 100 mg	1 - 100 mg	1 - 100 mg	1 - 100 mg	-	-	-
1 - 50 mg	1 - 50 mg	1 - 50 mg	1 - 50 mg	-	-	-
2 - 20 mg	2 - 20 mg	2 - 20 mg	2 - 20 mg	-	-	-
1 - 10 mg	1 - 10 mg	1 - 10 mg	1 - 10 mg	-	-	-
1 - 5 mg	1 - 5 mg	-	-	-	-	-
2 - 2 mg	2 - 2 mg	-	-	-	-	-
1 - 1 mg	1 - 1 mg	-	-	-	-	-
Piece Count						
28	33	24	29	16	21	3
Total Weight						
11.11 kg	18.11 kg	11.1111 kg	18.1111 kg	11.11 kg	18.110 kg	15 kg
Part #						
12537	12542	12536	12539	12535	12538	12562

Secondary Leatherette Case

Size	Part #	Price
100 g - 1 mg	11512	\$32.00
100 g - 10 mg	11512	\$32.00
100 g - 1 g	11512	\$32.00

Case Insert*

Size	Part #	Price
100 g - 1 mg	11519	\$32.00
100 g - 10 mg	11519	\$32.00
100 g - 1 g	11518	\$32.00

* Leaf weight cover not included

Additional Accessories

Part #	Description	Price
36092	Statement of Accuracy	\$45.00
11758	Leaf weight cover	\$37.00
65640	Tweezer	\$17.00
25836	Serial number	\$16.00
152414	Premium tweezer	\$37.00



(2) 5 kg to 1 mg PN 12542

Class 5			Optional
Set Size	Part #	Price	Accredited Certificate
4 oz - 1/32 oz	12623	\$180.00	\$215.00
4 oz - 0.05 oz	12625	\$200.00	\$195.00
0.2 lb - 0.001 lb	12576	\$190.00	\$260.00
0.3 lb - 0.001 lb	12654	\$433.00	\$260.00

Replacement Cases	
Part #	Price
11510	\$32.00
11510	\$32.00
11512	\$32.00
11565	\$180.00

Weight Set Contents			
4 oz - 1/32 oz	4 oz - 0.05 oz	0.2 lb - 0.001 lb	0.3 lb - 0.001 lb
1 - 4 oz	1 - 4 oz	2 - 0.2 lb	1 - 0.3 lb
1 - 2 oz	1 - 2 oz	1 - 0.1 lb	1 - 0.2 lb
1 - 1 oz	1 - 1 oz	1 - 0.05 lb	1 - 0.1 lb
1 - 1/2 oz	1 - 0.5 oz	2 - 0.02 lb	1 - 0.05 lb
1 - 1/4 oz	2 - 0.2 oz	1 - 0.01 lb	1 - 0.03 lb
1 - 1/8 oz	1 - 0.1 oz	1 - 0.005 lb	1 - 0.02 lb
1 - 1/16 oz	1 - 0.05 oz	2 - 0.002 lb	1 - 0.01 lb
2 - 1/32 oz	-	1 - 0.001 lb	1 - 0.005 lb
-	-	-	1 - 0.003 lb
-	-	-	1 - 0.002 lb
-	-	-	1 - 0.001 lb
Piece Count			
9	8	11	11
Total Weight			
1/2 lb	1 lb 0.05 oz	0.61 lb	0.722 lb
Part #			
12623	12625	12576	12654

Case Insert		
Size	Part #	Price
4 oz - 1/32 oz	11552	\$22.00
4 oz - 0.05 oz	11553	\$22.00
0.2 oz - 0.001 lb	11541	\$22.00

Additional Accessories		
Part #	Description	Price
36092	Statement of Accuracy	\$45.00
25836	Serial number	\$16.00

Avoirdupois Set

Range: 1 lb

Class 5			Optional	Replacement Cases	
Set Size	Part #	Price	Accredited Certificate	Part #	Price
1 lb - 1/32 oz (fractional)	12591	\$299.00	\$280.00	11544	\$68.00
1 lb - 0.001 lb (decimal)	12593	\$345.00	\$330.00	11544	\$68.00
1 lb - 0.05 oz (combination)	12595	\$315.00	\$255.00	11544	\$68.00

NOTE: Dish weights shall be ASTM Class 6

Weight Set Contents		
1 lb - 1/32 oz	1 lb - 0.001 lb	1 lb - 0.05 oz
1 - 1 lb	1 - 1 lb	1 - 1 lb
1 - 8 oz	1 - 0.5 lb	1 - 8 oz
1 - 4 oz	2 - 0.2 lb	1 - 4 oz
1 - 2 oz	1 - 0.1 lb	1 - 2 oz
1 - 1 oz	1 - 0.05 lb	1 - 1 oz
1 - 1/2 oz	2 - 0.02 lb	1 - 0.5 oz
1 - 1/4 oz	1 - 0.01 lb	2 - 0.2 oz
1 - 1/8 oz	1 - 0.005 lb	1 - 0.1 oz
1 - 1/16 oz	2 - 0.002 lb	1 - 0.05 oz
2 - 1/32 oz	1 - 0.001 lb	-
Piece Count		
11	13	10
Total Weight		
2 lb	2.1110 lb	1.990625 lb
Part #		
12591	12593	12595

Secondary Case		
Size	Part #	Price
1 lb - 1/32 oz	11510	\$32.00
1 lb - 0.001 lb	11512	\$32.00
1 lb - 0.05 oz	11510	\$32.00

Case Insert		
Size	Part #	Price
1 lb - 1/32 oz	11552	\$22.00
1 lb - 0.001 lb	11553	\$22.00
1 lb - 0.05 oz	11541	\$22.00



1 lb to 1/32 oz PN 12591

Class 5			Optional	Replacement Cases	
Set Size	Part #	Price	Accredited Certificate	Part #	Price
2 lb - 1/32 oz (fractional)	12597	\$390.00	\$325.00	11547	\$68.00
(2) 2 lb - 1/32 oz (fractional)	12603	\$505.00	\$365.00	11548	\$68.00
2 lb - 0.001 lb (decimal)	12599	\$400.00	\$365.00	11547	\$68.00
(2) 2 lb - 0.001 lb (decimal)	12605	\$505.00	\$415.00	11548	\$68.00
2 lb - 0.05 oz (decimal)	12601	\$427.00	\$270.00	11547	\$68.00
(2) 2 lb - 0.05 oz (decimal)	12607	\$505.00	\$310.00	11548	\$68.00

NOTE: Dish weights shall be ASTM Class 6

Weight Set Contents					
2 lb - 1/32 oz	(2) 2 lb - 1/32 oz	2 lb - 0.001 lb	(2) 2 lb - 0.001 lb	2 lb - 0.05 oz	(2) 2 lb - 0.05 oz
1 - 2 lb	2 - 2 lb	1 - 2 lb	2 - 2 lb	1 - 2 lb	2 - 2 lb
1 - 1 lb	1 - 1 lb	1 - 1 lb	1 - 1 lb	1 - 1 lb	1 - 1 lb
1 - 8 oz	1 - 8 oz	1 - 0.5 lb	1 - 0.5 lb	1 - 8 oz	1 - 8 oz
1 - 4 oz	1 - 4 oz	2 - 0.2 lb	2 - 0.2 lb	1 - 4 oz	1 - 4 oz
1 - 2 oz	1 - 2 oz	1 - 0.1 lb	1 - 0.1 lb	1 - 2 oz	1 - 2 oz
1 - 1 oz	1 - 1 oz	1 - 0.05 lb	1 - 0.05 lb	1 - 1 oz	1 - 1 oz
1 - 1/2 oz	1 - 1/2 oz	2 - 0.02 lb	2 - 0.02 lb	1 - 0.5 oz	1 - 0.5 oz
1 - 1/4 oz	1 - 1/4 oz	1 - 0.01 lb	1 - 0.01 lb	2 - 0.2 oz	2 - 0.2 oz
1 - 1/8 oz	1 - 1/8 oz	1 - 0.005 lb	1 - 0.005 lb	1 - 0.1 oz	1 - 0.1 oz
1 - 1/16 oz	1 - 1/16 oz	2 - 0.002 lb	2 - 0.002 lb	1 - 0.05 oz	1 - 0.05 oz
2 - 1/32 oz	2 - 1/32 oz	1 - 0.001 lb	1 - 0.001 lb	-	-
Piece Count					
12	13	14	15	11	12
Total Weight					
4 lb	6 lb	4.108 lb	6.1100 lb	4.7875 lb	6 lb 0.05 oz
Part #					
12597	12603	12599	12605	12601	12607

Secondary Case		
Size	Part #	Price
4 oz - 1/32 oz	11510	\$32.00
0.2 lb - 0.001 lb	11512	\$32.00
4 oz - 0.05 oz	11510	\$32.00

Case Insert		
Size	Part #	Price
2 lb - 1/32 oz	11552	\$22.00
2 lb - 0.001 lb	11553	\$22.00
2 lb - 0.05 oz	11541	\$22.00

Additional Accessories		
Part #	Description	Price
36092	Statement of Accuracy	\$45.00
25836	Serial number	\$16.00

Avoirdupois Set

Range: 5 lb

Class 5				Replacement Cases	
Set Size	Part #	Price	Accredited Certificate	Part #	Price
5 lb - 1/32 oz	12615	\$495.00	\$410.00	11550	\$206.00
5 lb - 1/32 oz	12579	\$1,015.00	\$700.00	11542	\$206.00
5 lb - 0.001 lb	12617	\$500.00	\$460.00	11550	\$206.00
5 lb - 0.001 lb (combination)	12582	\$1,040.00	\$755.00	11542	\$206.00
5 lb - 0.001 lb	12634	\$1,040.00	\$755.00	11542	\$206.00
5 lb - 0.05 oz (combination)	12619	\$510.00	\$385.00	11550	\$206.00
(5) 5 lb - 0.05 oz (combination)	12636	\$979.00	\$650.00	11542	\$206.00
5 lb - 1 GN (21 lb fractional U.S. Postal Service)	12627	\$1,035.00	\$790.00	11554	\$206.00
5 lb - 1 GN (31 lb 55 GN)	12661	\$1,185.00	\$920.00	11570	\$206.00
5 lb x (6) (30 lb)	12640	\$917.00	\$470.00	11559	\$206.00

NOTE: Dish weights shall be ASTM Class 6

Secondary Case		
Size	Part #	Price
5 lb - 1/32 oz	11510	\$32.00
(5) 5 lb - 1/32 oz	11510	\$32.00
5 lb - 0.001 lb	11512	\$32.00
(5) 5 lb - 0.001 lb (combination)	11510 and 11512	\$32.00
(5) 5 lb - 0.001 lb	11512	\$32.00
5 lb - 0.05 oz	11510	\$32.00
(5) 5 lb - 0.05 oz	11510	\$32.00
5 lb - 1 GN	11510	\$32.00

Additional Accessories		
Part #	Description	Price
36092	Statement of Accuracy	\$45.00
25836*	Serial number	\$16.00



5 lb to 0.001 lb PN 12582

Weight Set Contents									
5 lb - 1/32 oz	5 lb - 1/32 oz	5 lb - 0.001 lb	5 lb - 0.001 lb	5 lb - 0.001 lb	5 lb - 0.05 oz	(5) 5 lb - 0.05 oz	5 lb - 1 GN	5 lb - 1GN	(6) 5 lb
1 - 5 lb	5 - 5 lb	1 - 5 lb	5 - 5 lb	5 - 5 lb	1 - 5 lb	5 - 5 lb	3 - 5 lb	5 - 5 lb	6 - 5 lb
2 - 2 lb	5 - 1 lb	2 - 2 lb	5 - 1 lb	5 - 1 lb	2 - 2 lb	5 - 1 lb	5 - 1 lb	5 - 1 lb	-
1 - 1 lb	1 - 8 oz	1 - 1 lb	1 - 8 oz	1 - 0.5 lb	1 - 1 lb	1 - 8 oz	1 - 8 oz	1 - 8 oz	-
1 - 8 oz	1 - 4 oz	1 - 0.5 lb	1 - 4 oz	2 - 0.2 lb	1 - 8 oz	1 - 4 oz	1 - 4 oz	1 - 4 oz	-
1 - 4 oz	1 - 2 oz	2 - 0.2 lb	2 - 0.2 lb	1 - 0.1 lb	1 - 4 oz	1 - 2 oz	1 - 2 oz	1 - 2 oz	-
1 - 2 oz	1 - 1 oz	1 - 0.1 lb	1 - 2 oz	1 - 0.05 lb	1 - 2 oz	1 - 1 oz	1 - 1 oz	1 - 1 oz	-
1 - 1 oz	1 - 1/2 oz	1 - 0.05 lb	1 - 0.1 lb	2 - 0.02 lb	1 - 1 oz	1 - 0.5 oz	1 - 1/2 oz	1 - 1/2 oz	-
1 - 1/2 oz	1 - 1/4 oz	2 - 0.02 lb	1 - 1 oz	1 - 0.01 lb	1 - 0.5 oz	2 - 0.20 oz	1 - 1/4 oz	1 - 1/4 oz	-
1 - 1/4 oz	1 - 1/8 oz	1 - 0.01 lb	1 - 0.05 lb	1 - 0.005 lb	2 - 0.20 oz	1 - 0.05 oz	1 - 1/8 oz	1 - 1/8 oz	-
1 - 1/8 oz	1 - 1/16 oz	1 - 0.005 lb	1 - 1/2 oz	2 - 0.002 lb	1 - 0.1 oz	-	1 - 1/16 oz	1 - 1/16 oz	-
1 - 1/16 oz	2 - 1/32 oz	2 - 0.002 lb	2 - 0.02 lb	1 - 0.001 lb	1 - 0.05 oz	-	2 - 1/32 oz	2 - 1/32 oz	-
2 - 1/32 oz	-	1 - 0.001 lb	1 - 1/4 oz	-	-	-	2 - 10 GN	1 - 20 GN	-
-	-	-	1 - 0.01 lb	-	-	-	2 - 5 GN	2 - 10 GN	-
-	-	-	1 - 1/8 oz	-	-	-	2 - 2 GN	2 - 5 GN	-
-	-	-	1 - 0.005 lb	-	-	-	1 - 1 GN	2 - 2 GN	-
-	-	-	1 - 1/16 oz	-	-	-	-	1 - 1 GN	-
-	-	-	2 - 0.002 lb	-	-	-	-	-	-
-	-	-	2 - 1/32 oz	-	-	-	-	-	-
-	-	-	1 - 0.001 lb	-	-	-	-	-	-
Piece Count									
14	20	16	31	22	13	18	25	28	6
Total Weight									
11 lb	31 lb	11.11 lb	31.61 lb	31.11 lb	11 lb 0.05 oz	31 lb 0.05 oz	21 lb 55 GN	31 lb 55 GN	30 lb
Part #									
12615	12579	12617	12582	12634	12619	12636	12627	12661	12640

Avoirdupois Set

Range: 10lb

Class 5			Optional
Set Size	Part #	Price	Accredited Certificate
(3) 10 lb	12638	\$790.00	\$235.00
10 lb - 1/32 oz	12609	\$725.00	\$465.00
10 lb - 0.001 lb	12611	\$710.00	\$510.00
10 lb - 0.05 oz (21 lb x 0.05 oz)	12613	\$767.00	\$415.00
10 lb - 1/4 oz	12573	\$1,125.00	\$475.00
10 lb - 1/32 oz	12642	\$1,030.00	\$465.00
10 lb - 0.001 lb	12588	\$1,235.00	\$780.00
10 lb - 0.001 lb	12644	\$979.00	\$510.00
10 lb - 0.001 lb (combination)	12648	\$1,170.00	\$555.00
10 lb - 0.05 oz (combination)	12646	\$1,118.00	\$415.00
10 lb - 1/32 oz	12628	\$1,340.00	\$755.00
10 lb - 0.001 lb	12621	\$1,468.00	\$800.00
10 lb - 0.05 oz (combination)	12632	\$1,495.00	\$725.00
10 lb - 0.001 lb (51.61 lb combination)	12650	\$1,510.00	\$800.00

NOTE: Dish weights shall be ASTM Class 6

Secondary Case		
Size	Part #	Price
10 lb - 0.001 lb	11512	\$32.00
10 lb - 1/32 oz	11510	\$32.00

Case Insert		
Size	Part #	Price
10 lb - 0.001 lb	11541	\$22.00
10 lb - 1/32 oz	11552	\$22.00
10 lb - 0.05 oz	11553	\$22.00

Additional Accessories		
Part #	Description	Price
36092	Statement of Accuracy	\$45.00
11758	Leaf weight cover	\$37.00
65640	Tweezer	\$17.00
25836	Serial number	\$16.00
152414	Premium tweezer	\$37.00




Weight Set Contents													
(3) 10lb	10lb - 1/32 oz	10lb - 0.001 lb	10lb - 0.05 oz	10lb - 1/4 oz	10lb - 1/32 oz	10lb - 0.001 lb	10lb - 0.001 lb	10lb - 0.001 lb	10lb - 0.001 lb	10lb - 0.05 oz	10lb - 1/32 oz	10lb - 0.001 lb	10lb - 0.05 oz
3-10lb	1 - 10lb	1 - 10lb	1 - 10lb	2 - 10lb	2 - 10lb	2 - 10lb	2 - 10lb	2 - 10lb	2 - 10lb	2 - 10lb	3 - 10lb	3 - 10lb	3 - 10lb
-	1 - 5lb	1 - 5lb	1 - 5lb	1 - 5lb	1 - 5lb	1 - 5lb	1 - 5lb	1 - 5lb	1 - 5lb	1 - 5lb	3 - 5lb	3 - 5lb	3 - 5lb
-	2 - 2lb	2 - 2lb	2 - 2lb	5 - 1lb	2 - 2lb	5 - 1lb	2 - 2lb	2 - 2lb	2 - 2lb	2 - 2lb	5 - 1lb	5 - 1lb	5 - 1lb
-	1 - 1lb	1 - 1lb	1 - 1lb	3 - 4oz	1 - 1lb	3 - 4oz	1 - 1lb	1 - 1lb	1 - 1lb	1 - 1lb	1 - 8oz	1 - 0.5lb	1 - 8oz
-	1 - 8oz	1 - 0.5lb	1 - 8oz	3 - 1oz	1 - 8oz	2 - 0.2lb	1 - 0.5lb	1 - 8oz	1 - 8oz	1 - 8oz	1 - 4oz	2 - 0.2lb	1 - 4oz
-	1 - 4oz	2 - 0.2lb	1 - 4oz	2 - 1/2oz	1 - 4oz	1 - 0.1lb	2 - 0.2lb	1 - 4oz	1 - 4oz	1 - 4oz	1 - 2oz	1 - 0.1lb	1 - 2oz
-	1 - 2oz	1 - 0.1lb	1 - 2oz	2 - 1/4oz	1 - 2oz	3 - 1oz	1 - 0.1lb	1 - 2oz	1 - 2oz	1 - 2oz	1 - 1oz	1 - 0.05lb	1 - 1oz
-	1 - 1oz	1 - 0.05lb	1 - 1oz	-	1 - 1oz	1 - 0.05lb	1 - 0.05lb	1 - 1oz	1 - 1oz	1 - 1oz	1 - 1/2oz	2 - 0.02lb	1 - 0.5oz
-	1 - 1/2oz	2 - 0.02lb	1 - 0.5oz	-	1 - 1/2oz	2 - 1/2oz	2 - 0.02lb	1 - 1/2oz	1 - 0.5oz	1 - 1/4oz	1 - 0.01lb	2 - 0.20oz	1 - 1oz
-	1 - 1/4oz	1 - 0.01lb	1 - 0.2oz	-	1 - 1/4oz	2 - 0.02lb	1 - 0.01lb	1 - 1/4oz	2 - 0.2oz	1 - 1/8oz	1 - 0.005lb	1 - 0.1oz	1 - 0.05lb
-	1 - 1/8oz	1 - 0.005lb	1 - 0.1oz	-	1 - 1/8oz	2 - 1/4oz	1 - 0.005lb	1 - 1/8oz	1 - 0.1oz	1 - 1/16oz	2 - 0.002lb	1 - 0.05oz	1 - 1/2oz
-	1 - 1/16oz	2 - 0.002lb	1 - 0.05oz	-	1 - 1/16oz	1 - 0.01lb	2 - 0.002lb	1 - 1/16oz	1 - 0.05oz	2 - 1/32oz	1 - 0.001lb	-	2 - 0.02lb
-	2 - 1/32oz	1 - 0.001lb	-	-	2 - 1/32oz	1 - 0.005lb	1 - 0.001lb	2 - 1/32oz	-	-	-	-	1 - 1/4oz
-	-	-	-	-	-	2 - 0.002lb	-	2 - 0.2lb	-	-	-	-	1 - 0.01lb
-	-	-	-	-	-	1 - 0.001lb	-	1 - 0.1lb	-	-	-	-	1 - 1/8oz
-	-	-	-	-	-	-	-	1 - 0.05lb	-	-	-	-	1 - 0.005lb
-	-	-	-	-	-	-	-	2 - 0.02lb	-	-	-	-	1 - 1/16oz
-	-	-	-	-	-	-	-	1 - 0.01lb	-	-	-	-	2 - 0.002lb
-	-	-	-	-	-	-	-	1 - 0.005lb	-	-	-	-	2 - 1/32oz
-	-	-	-	-	-	-	-	2 - 0.002lb	-	-	-	-	1 - 0.001lb
-	-	-	-	-	-	-	-	1 - 0.001lb	-	-	-	-	-
Piece Count													
3	15	17	13	18	16	29	18	27	15	21	23	20	32
Total Weight													
30lb	21lb	21.11lb	21lb 0.05oz	31lb 1/2oz	31lb	31lb 1/2oz	31.1100lb	31lb	31lb 0.05oz	51lb	51.11lb	51lb 0.05oz	51.6100lb
Part #													
12638	12609	12611	12613	12573	12642	12588	12644	12648	12646	12628	12621	12632	12650

SPECIALTY WEIGHTS

Unique weights designed or built for custom applications or tolerances

ASTM



Applications:

- Tolerance test or checking
- Equipment verification in unique units of measurement
- Slotted weights for suspended verification of weight
- Forklift weights for forklift scale calibration

Styles Available:

- Cube
- Ring
- Lift truck weights
- Hook weights
- Stainless steel slotted weights

Unique Units of Measures:

- Pennyweight
- Grain
- Troy ounce

Features:

- Nominal value marked on weights
- Cavity for adjustment
- Cube weight sets designed as sealer's kits for calibration adjustments

Metric Cube and Ring Weights; Avoirdupois Ring Weights

Cube Class 5						Optional
Weight	Part #	Width	Length	Height	Price	Accredited Certificate
2 lb	12649	2.4 in (61 mm)	1 in (25.4 mm)	3 in (76.2 mm)	\$139.00	\$65.00
1 lb	12651	1.2 in (30.5 mm)	1 in (25.4 mm)	3 in (76.2 mm)	\$129.00	\$65.00
8 oz	12653	1 9/10 in (48.3 mm)	1 in (25.4 mm)	1 in (25.4 mm)	\$110.00	\$55.00
2 oz	12658	0.70 in (17.8 mm)	0.60 in (15.2 mm)	1 in (25.4 mm)	\$79.00	\$55.00
4 oz	12655	73/100 in (18.5 mm)	1 in (25.4 mm)	309/1000 in (33.3 mm)	\$90.00	\$55.00
1 kg	12557	1 in (25.4 mm)	3 3/8 in (85.6 mm)	2 1/2 in (62.8 mm)	\$139.00	\$55.00
500 g	12552	1 in (25.4 mm)	3 13/32 in (86.5 mm)	1 1/4 in (31.8 mm)	\$110.00	\$55.00
300 g	12547	2 1/32 in (51.6 mm)	1 1/4 in (31.8 mm)	1 in (25.4 mm)	\$100.00	\$55.00
200 g	12544	1 1/4 in (31.0 mm)	1 3/8 in (34.8 mm)	1 in (25.4 mm)	\$90.00	\$55.00
100 g	12541	3/4 in (19.1 mm)	1 7/32 in (31.0 mm)	1 in (25.4 mm)	\$79.00	\$40.00

Ring Class 5						Optional
Weight	Part #	Outside Dia.	Height	Inside Dia.	Price	Accredited Certificate
500 g	12566	3 in (76.2 mm)	37/64 in (14.7 mm)	25/64 in (9.9 mm)	\$120.00	\$55.00
200 g	12563	2 in (50.8 mm)	17/32 in (13.5 mm)	25/64 in (9.9 mm)	\$95.00	\$55.00
100 g	12561	1 1/2 in (38.1 mm)	1/2 in (12.7 mm)	25/64 in (9.9 mm)	\$79.00	\$40.00
50 g	12560	1 1/2 in (38.1 mm)	1/4 in (6.4 mm)	25/64 in (9.9 mm)	\$68.00	\$40.00
25 g	12559	1 in (25.4 mm)	5/16 in (7.9 mm)	25/64 in (9.9 mm)	\$53.00	\$40.00

Ring Class 5						Optional
Weight	Part #	Outside Dia.	Height	Inside Dia.	Price	Accredited Certificate
5 lb	12672	4 in (101.6 mm)	1 7/16 in (36.5 mm)	25/64 in (9.9 mm)	\$105.00	\$80.00
3 lb	12671	3 in (76.2 mm)	1 35/64 in (36.3 mm)	25/64 in (9.9 mm)	\$85.00	\$80.00
2 lb	12670	3 in (76.2 mm)	1 1/32 in (26.2 mm)	25/64 in (9.9 mm)	\$68.00	\$65.00
1 lb	12669	3 in (76.2 mm)	33/64 in (13.1 mm)	25/64 in (9.9 mm)	\$68.00	\$65.00
8 oz	12668	2 in (50.8 mm)	39/64 in (15.5 mm)	25/64 in (9.9 mm)	\$33.00	\$40.00
4 oz	12667	1 1/2 in (38.1 mm)	9/16 in (14.3 mm)	25/64 in (9.9 mm)	\$33.00	\$40.00
2 oz	12666	1 1/2 in (38.1 mm)	9/32 in (7.1 mm)	25/64 in (9.9 mm)	\$33.00	\$40.00
1 oz	12665	1 in (25.4 mm)	11/32 in (8.7 mm)	25/64 in (9.9 mm)	\$33.00	\$40.00
1/2 oz	12664	1 in (25.4 mm)	11/64 in (4.4 mm)	25/64 in (9.9 mm)	\$63.00	\$40.00
1/4 oz	12663	1 in (25.4 mm)	3/32 in (2.4 mm)	25/64 in (9.9 mm)	\$85.00	\$40.00

Additional Accessories		
Part #	Description	Price
36092	Statement of Accuracy	\$45.00
25836	Serial number	\$16.00



Troy Cylindrical/Leaf Weights

Troy Ounce Class 5					Optional
Weight	Part #	Height	Diameter	Price	Accredited Certificate
500 oz t	12719	6 5/16 in (160.3 mm)	5 in (127.0 mm)	\$1,025.00	\$80.00
200 oz t	12718	3 3/4 in (95.3 mm)	4 25/32 in (121.4 mm)	\$448.00	\$80.00
100 oz t	12717	3 13/16 in (96.1 mm)	3 in (75.4 mm)	\$268.00	\$80.00
50 oz t	12716	2 5/8 in (66.7 mm)	2 21/32 in (67.5 mm)	\$155.00	\$80.00
20 oz t	12715	2 1/4 in (56.6 mm)	1 3/4 in (44.1 mm)	\$79.00	\$65.00
10 oz t	12714	1 3/8 in (34.9 mm)	1 29/32 in (48.4 mm)	\$64.00	\$40.00
5 oz t	12713	1 3/16 in (30.2 mm)	1 13/32 in (35.7 mm)	\$64.00	\$40.00
2 oz t	12712	7/8 in (22.2 mm)	31/32 in (24.6 mm)	\$37.00	\$40.00
1 oz t	12711	7/8 in (21.2 mm)	5/8 in (15.9 mm)	\$34.00	\$40.00
1/4 oz t	12709	11/16 in (16.8 mm)	3/8 in (9.1 mm)	\$42.00	\$40.00
1/8 oz t	12708	5/16 in (7.9 mm)	15/32 in (11.9 mm)	\$42.00	\$40.00
1/16 oz t	12707	3/8 in (9.1 mm)	1/4 in (6.2 mm)	\$42.00	\$40.00
1/32 oz t	12706	5/16 in (7.7 mm)	3/16 in (4.7 mm)	\$42.00	\$40.00
0.5 oz t	12705	1/2 in (12.7 mm)	23/32 in (18.3 mm)	\$42.00	\$40.00
0.2 oz t	12704	1/2 in (12.6 mm)	3/8 in (9.3 mm)	\$42.00	\$40.00
0.1 oz t	12703	5/16 in (7.9 mm)	13/32 in (10.3 mm)	\$42.00	\$40.00
0.05 oz t*	12702	1/4 in (6.4 mm)	11/32 in (8.7 mm)	\$42.00	\$40.00
0.02 oz t*	12701	W x L (0.375 in x 0.287 in)	-	\$32.00	\$40.00
0.01 oz t*	12700	W x L (0.312 in x 0.270 in)	-	\$32.00	\$40.00
0.005 oz t*	12699	W x L (0.25 in x 0.22 in)	-	\$32.00	\$40.00

* Leaf weights



Troy PN 12711

Leaf weights not pictured

Pennyweight Cylindrical and Leaf, and Grain Weights

Pennyweight Class 5			Optional
Weight	Part #	Price	Accredited Certificate
20 dwt	12698	\$68.00	\$40.00
10 dwt	12697	\$68.00	\$40.00
5 dwt	12696	\$68.00	\$40.00
2 dwt	12695	\$68.00	\$40.00
1 dwt	12694	\$68.00	\$40.00

Pennyweight Leaf Class 5			Optional
Weight	Part #	Price	Accredited Certificate
0.5 dwt	12693	\$60.00	\$40.00
0.2 dwt	12692	\$60.00	\$40.00
0.1 dwt	12691	\$60.00	\$40.00

Grain Class 5			Optional
Weight	Part #	Price	Accredited Certificate
1 GN	12726	\$22.00	\$40.00
2 GN	12727	\$25.00	\$40.00
10 GN	12733	\$25.00	\$40.00
20 GN	12736	\$32.00	\$40.00

Additional Accessories		
Part #	Description	Price
36092	Statement of Accuracy	\$45.00
25836	Serial number	\$16.00



Leaf PN 12693

Specialty Weights/Cube Weights Sets

Cube Weight Sets Avoirdupois Class 5

Set Size	Part #	Price	Optional Accredited Certificate
8 oz - 1/16 oz	12630	\$289.00	\$230.00
(3) 2 lb - 1/16 oz	12652	\$855.00	\$379.00
(3) 2 lb - .001 lb	12659	\$965.00	\$457.00
(14) 2 lb - 1/16 oz	12585	\$1,405.00	\$918.00

Replacement Cases

Part #	Price
11510	\$32.00
11569	\$190.00
11569	\$190.00
40783	\$305.00

Cube Weight Sets Metric

Set Size	Part #	Price	Optional Accredited Certificate
300 g - 10 g	12545	\$295.00	\$280.00
(14) 1 kg - 1 mg	12553*	\$1,947.00	\$999.00
(3) 1 kg - 1 mg	12555*	\$1,215.00	\$645.00

Replacement Cases

Part #	Price
11510	\$32.00
40783	\$305.00
11569	\$190.00

Weight Set Contents

300 g - 10 g	8 oz - 1/16 oz	2 lb - 1/16 oz	2 lb - 0.001 lb	2 lb - 1/16 oz	1 kg - 1 mg	1 kg - 1 mg
1 - 300 g*	1 - 8 oz*	3 - 2 lb*	3 - 2 lb*	14 - 2 lb*	14 - 1 kg*	3 - 1 kg*
1 - 200 g*	1 - 4 oz*	1 - 1 lb*	1 - 1 lb*	2 - 1 lb*	2 - 500 g*	1 - 500 g*
1 - 100 g*	1 - 2 oz*	1 - 8 oz*	1 - 0.3 lb	1 - 8 oz*	1 - 300 g*	1 - 300 g*
1 - 50 g	1 - 1 oz	1 - 4 oz*	1 - 0.2 lb	1 - 4 oz*	1 - 200 g*	1 - 200 g*
1 - 30 g	1 - 1/2 oz	1 - 2 oz*	1 - 0.1 lb	1 - 2 oz*	1 - 100 g*	1 - 100 g*
1 - 20 g	1 - 1/4 oz	1 - 1 oz	1 - 0.05 lb	1 - 1 oz	1 - 50 g	1 - 50 g
1 - 10 g	1 - 1/8 oz	1 - 1/2 oz	1 - 0.03 lb	1 - 1/2 oz	1 - 30 g	1 - 30 g
-	2 - 1/16 oz	1 - 1/4 oz	1 - 0.02 lb	1 - 1/4 oz	1 - 20 g	1 - 20 g
-	-	1 - 1/8 oz	1 - 0.01 lb	1 - 1/8 oz	1 - 10 g	1 - 10 g
-	-	2 - 1/16 oz	1 - 0.005 lb	2 - 1/16 oz	1 - 5 g	1 - 5 g
-	-	-	1 - 0.003 lb	-	1 - 3 g	1 - 3 g
-	-	-	1 - 0.002 lb	-	1 - 2 g	1 - 2 g
-	-	-	2 - 001 lb	-	1 - 1 g	1 - 1 g
-	-	-	-	-	1 - 500 mg	1 - 500 mg
-	-	-	-	-	1 - 300 mg	1 - 300 mg
-	-	-	-	-	1 - 200 mg	1 - 200 mg
-	-	-	-	-	1 - 100 mg	1 - 100 mg
-	-	-	-	-	1 - 50 mg	1 - 50 mg
-	-	-	-	-	1 - 30 mg	1 - 30 mg
-	-	-	-	-	1 - 20 mg	1 - 20 mg
-	-	-	-	-	1 - 10 mg	1 - 10 mg
-	-	-	-	-	1 - 5 mg	1 - 5 mg
-	-	-	-	-	1 - 3 mg	1 - 3 mg
-	-	-	-	-	1 - 2 mg	1 - 2 mg
-	-	-	-	-	1 - 1 mg	1 - 1 mg

Piece Count

7	9	13	16	25	39	27
---	---	----	----	----	----	----

Total Weight

710 g	1 lb	8 lb	7.72 lb	31 lb	15,722.221 g	4,222.221 g
-------	------	------	---------	-------	--------------	-------------

Part

12545	12630	12652	12659	12585	12553	12555
-------	-------	-------	-------	-------	-------	-------

*Cube Weight

Case Insert

Size	Part #	Price
300 g - 10 g	11526	\$34.00
5 g - 1 mg	11527	\$32.00
(2) 50 g - 1 mg	11528	\$34.00
1 kg - 1 mg	11526	\$34.00
(3) 1 kg - 1 mg	11526	\$34.00

Additional Accessories

Part #	Description	Price
36092	Statement of Accuracy	\$45.00
11758	Leaf weight cover	\$37.00
65640	Tweezer	\$17.00
25836	Serial number	\$16.00
152414	Premium tweezer	\$37.00

Avoirdupois and Metric Individual Hook Weights

Hook Weights Metric Class 6						Optional
Weight	Part #	Diameter	Hanging Height	Opening Diameter	Price	Accredited Certificate
25 kg	12720	5 31/32 in (151.6 mm)	9 3/16 in (233.4 mm)	1/4 in (6.4 mm)	\$805.00	\$75.00
20 kg	12725	5 31/32 in (151.6 mm)	8 3/8 in (212.7 mm)	1/4 in (6.4 mm)	\$790.00	\$75.00
10 kg	12732	4 in (101.6 mm)	9 1/16 in (230.2 mm)	1/4 in (6.4 mm)	\$545.00	\$75.00
5 kg	12735	3 3/4 in (95.3 mm)	6 11/32 in (161.1 mm)	1/4 in (6.4 mm)	\$268.00	\$75.00
4 kg	161608	3 1/2 in (89 mm)	6.12 in (155 mm)	1/4 in (6.4 mm)	\$263.00	\$75.00
3 kg	96403	2 5/8 in (66.7 mm)	5 1/16 in (128.6 mm)	1/4 in (6.4 mm)	\$252.00	\$75.00
2 kg	12739	2 5/8 in (66.8 mm)	5 17/32 in (135.7 mm)	1/4 in (6.4 mm)	\$190.00	\$75.00
1 kg	12744	2 in (50.8 mm)	5 3/8 in (136.5 mm)	1/4 in (6.4 mm)	\$105.00	\$55.00
500 g	12747	1 5/8 in (41.3 mm)	4 1/2 in (114.3 mm)	5/32 in (4.0 mm)	\$89.00	\$55.00
300 g	96404	1 1/4 in (31.8 mm)	4 1/2 in (114.3 mm)	5/32 in (4.0 mm)	\$89.00	\$55.00
200 g	12748	1 1/8 in (28.6 mm)	3 in (76.2 mm)	3/32 in (2.4 mm)	\$89.00	\$55.00
100 g	12749	1 in (25.4 mm)	2 3/8 in (60.3 mm)	3/32 in (2.4 mm)	\$79.00	\$40.00
50 g	12750	3/4 in (19.1 mm)	2 1/4 in (57.2 mm)	3/32 in (2.4 mm)	\$79.00	\$40.00
30 g	96405	5/8 in (15.9 mm)	2 1/8 in (54.0 mm)	3/32 in (2.4 mm)	\$79.00	\$40.00
20 g	12751	5/8 in (15.9 mm)	2 1/8 in (54.0 mm)	3/32 in (2.4 mm)	\$79.00	\$40.00
10 g	12754	1/2 in (12.7 mm)	2 in (50.8 mm)	3/32 in (2.4 mm)	\$58.00	\$40.00
Hook (Only) Weight						
5 g	12757	1/8 in (3.2 mm)	2 5/32 in (54.8 mm)	3/16 in (4.7 mm)	\$53.00	\$40.00
3 g	96406	3/32 in (2.4 mm)	2.32 in (58.9 mm)	3/16 in (4.7 mm)	\$51.00	\$40.00
2 g	12762	3/32 in (2.4 mm)	1 7/32 in (31.0 mm)	3/16 in (4.7 mm)	\$47.00	\$40.00
1 g	12766	1/16 in (1.6 mm)	1 21/32 in (42.1 mm)	3/16 in (4.7 mm)	\$47.00	\$40.00
Hook Weights Avoirdupois Class 6						Optional
50 lb	12894	5 31/32 in (151.6 mm)	9 1/4 in (235.0 mm)	1/4 in (6.4 mm)	\$805.00	\$80.00
25 lb	96408	4 19/32 in (116.7 mm)	5 3/4 in (146.1 mm)	1/4 in (6.4 mm)	\$730.00	\$80.00
20 lb	12895	4 in (101.6 mm)	9 3/16 in (233.3 mm)	1/4 in (6.4 mm)	\$525.00	\$80.00
10 lb	12896	3 1/2 in (88.9 mm)	6 1/4 in (158.8 mm)	1/4 in (6.4 mm)	\$263.00	\$80.00
5 lb	12897	2 5/8 in (66.6 mm)	6 1/2 in (165.1 mm)	1/4 in (6.4 mm)	\$180.00	\$80.00
3 lb	96409	2 1/4 in (57.2 mm)	4 1/32 in (102.4 mm)	1/4 in (6.4 mm)	\$170.00	\$80.00
2 lb	12898	2 in (50.8 mm)	5 in (127.0 mm)	1/4 in (6.4 mm)	\$105.00	\$65.00
1 lb	12899	1 5/8 in (41.3 mm)	4 1/2 in (114.3 mm)	5/32 in (4.0 mm)	\$79.00	\$65.00
0.2 lb	96410	1 in (25.4 mm)	2 5/16 in (58.7 mm)	3/32 in (2.4 mm)	\$68.00	\$40.00
0.1 lb	96411	3/4 in (19.1 mm)	2 5/32 in (54.8 mm)	3/32 in (2.4 mm)	\$68.00	\$40.00
8 oz	12900	1 1/4 in (31.8 mm)	4 in (101.6 mm)	5/32 in (4.0 mm)	\$68.00	\$40.00
4 oz	12901	1 in (25.4 mm)	2 1/4 in (57.2 mm)	3/32 in (2.4 mm)	\$68.00	\$40.00
2 oz	12902	13/16 in (20.6 mm)	2 1/4 in (57.2 mm)	3/32 in (2.4 mm)	\$68.00	\$40.00
1 oz	12903	5/8 in (15.9 mm)	2 1/4 in (57.2 mm)	3/32 in (2.4 mm)	\$68.00	\$40.00
1/2 oz	12904	17/32 in (13.5 mm)	2 29/32 in (73.8 mm)	3/32 in (2.4 mm)	\$63.00	\$40.00
Hook (Only) Weight						
1/4 oz	12905	5/32 in (4.0 mm)	1 13/16 in (46.0 mm)	3/16 in (4.7 mm)	\$47.00	\$40.00
1/8 oz	12906	1/8 in (3.2 mm)	1 1/8 in (28.6 mm)	3/16 in (4.7 mm)	\$47.00	\$40.00
1/16 oz	12907	3/32 in (2.4 mm)	1 1/4 in (31.8 mm)	3/16 in (4.7 mm)	\$47.00	\$40.00
1/32 oz	12908	1/16 in (1.6 mm)	1 13/32 in (35.7 mm)	3/16 in (4.7 mm)	\$47.00	\$40.00

Additional Accessories		
Part #	Description	Price
36092	Statement of Accuracy	\$45.00
25836	Serial number	\$16.00



Hook (only) Weight (5 g - 1 g) and (1/4-1/32 oz)



Hook Weight

Avoirdupois and Metric Individual Hangers and Slotted Weights

Class 7 Stainless Steel Weight Hanger						Optional
Weight	Part #	Diameter	Length	Total Cap	Price	Accredited Certificate
5 lb	12846	4 in (101.6 mm)	37 1/4 in	500 lb	\$273.00	\$80.00
3 kg	156937	4 in (101.6 mm)	38 3/16 in	250 kg	\$283.00	\$75.00

Avoirdupois Slotted Class 5						Optional
Weight	Part #	Diameter	Height	Slot Width	Price	Accredited Certificate
10 lb	12589	4 in (101.6 mm)	3 1/8 in (79.4 mm)	1/2 in (12.7 mm)	\$510.00	\$80.00
5 lb	12586	4 in (101.6 mm)	1 9/16 in (39.7 mm)	1/2 in (12.7 mm)	\$320.00	\$80.00
2 lb	12577	3 in (76.2 mm)	1 9/64 in (29.0 mm)	1/2 in (12.7 mm)	\$200.00	\$65.00
1 lb	12574	3 in (76.2 mm)	19/32 in (15.1 mm)	1/2 in (12.7 mm)	\$170.00	\$65.00
8 oz	12583	2 in (50.8 mm)	45/64 in (17.9 mm)	1/2 in (12.7 mm)	\$150.00	\$40.00
4 oz	12580	1 1/2 in (38.1 mm)	11/16 in (17.5 mm)	1/2 in (12.7 mm)	\$115.00	\$40.00

Metric Slotted Class 5						Optional
Weight	Part #	Diameter	Height	Slot Width	Price	Accredited Certificate
5 kg	156931	4 in (101.6 mm)	3 1/8 in (79.4 mm)	1/2 in (12.7 mm)	\$510.00	\$75.00
2 kg	156932	4 in (101.6 mm)	1 9/16 in (39.7 mm)	1/2 in (12.7 mm)	\$355.00	\$75.00
1 kg	156933	3 in (76.2 mm)	1.27 in (32.3 mm)	1/2 in (12.7 mm)	\$206.00	\$55.00
500 g	156934	3 in (76.2 mm)	0.836 in (21.2 mm)	1/2 in (12.7 mm)	\$185.00	\$55.00
200 g	156935	1.5 in (38.1 mm)	0.801 in (20.4 mm)	1/2 in (12.7 mm)	\$155.00	\$55.00
100 g	156936	1.5 in (38.1 mm)	0.601 in (15.3 mm)	1/2 in (12.7 mm)	\$100.00	\$40.00

Additional Accessories		
Part #	Description	Price
36092	Statement of Accuracy	\$45.00
25836	Serial number	\$16.00



Slotted


Clean Room Weight Cart and Lift Truck Weights

Clean Room Weight Cart - Meets ASTM Class 6 Tolerance				Optional
Weight	Part #	Dimensions	Price	Traceable Certificate
50 kg	178045	16 x 16 in	\$4,775.00	\$235.00
100 kg	180033	16 x 16 in	\$5,375.00	\$235.00
200 kg	180624	16 x 16 in	\$6,675.00	\$235.00
250 kg	180625	18 x 18 in	\$8,475.00	\$235.00
500 kg	180034	18 x 18 in	\$15,095.00	\$235.00

Lift Truck - Meets Class 6 Tolerance						
Part #	Description	Dimensions				Price
		A	B	C	D	
120160	1,000 lb	38.25	6.0	22.5	46.25	\$2,260.00
120162	2,000 lb	34.25	6.0	22.5	46.25	\$6,725.00



Clean Room, Weigh Cart
(Calibration Optional)



Lift Truck Weight PN 120160

ELECTRONIC CALIBRATION

Classes Available:

ASTM Class 1 polished finish

ASTM Class 2 to 4 satin finish

ASTM Class 1 to 7 manufactured in accordance with ASTM E 617-18 specification and tolerances

**Applications:**

- Calibrating Class I and II balances
- ASTM Class 4, 5 and 6 weights
- Tolerance checking or verification of balances

Styles Available:

- Grip handle
- Cylindrical

Product Configuration:

- Individual weight
- Individual weight kit: weight, case, and glove or appropriate lifting device

Features:

- Nominal value marked on weights
- Serial numbers may be stamped or etched on weights (Class 2 to 4)
- Sealing cavity for adjusting material in 100 g or larger weights
- Density 7.84 g/cm³

Class 1*			Class 2		Class 3		Optional		Optional	Replacement Cases	
Weight	Kit Part #	Kit Price	Kit Part #	Kit Price	Kit Part #	Kit Price	Accredited Certificate	Non-accredited Certificate		Part #	Price
5 kg	12958	\$645.00	13076	\$515.00	13179	\$490.00	\$145.00	\$80.00		197476	\$195.00
4 kg	12956	\$567.00	13074	\$510.00	13177	\$470.00	\$145.00	\$80.00		197475	\$195.00
3 kg	12954	\$340.00	13072	\$273.00	13175	\$263.00	\$145.00	\$80.00		190273	\$33.00
2 kg	12952	\$200.00	13070	\$180.00	13173	\$180.00	\$145.00	\$80.00		190268	\$33.00
1,500 g	12985	\$180.00	13103	\$180.00	13206	\$175.00	\$145.00	\$80.00		190270	\$33.00
1,000 g	12971	\$165.00	13089	\$150.00	13192	\$150.00	\$125.00	\$60.00		190259	\$33.00
600 g	12983	\$175.00	13101	\$170.00	13204	\$165.00	\$125.00	\$60.00		189714	\$33.00
500 g	12950	\$137.00	13068	\$137.00	13171	\$125.00	\$125.00	\$60.00		189712	\$33.00
400 g	12968	\$137.00	13086	\$131.00	13189	\$125.00	\$125.00	\$60.00		189709	\$33.00
300 g	12966	\$125.00	13084	\$125.00	13187	\$110.00	\$125.00	\$60.00		189643	\$33.00
200 g	12948	\$115.00	13066	\$115.00	13169	\$110.00	\$125.00	\$60.00		194185	\$32.00
160 g	12981	\$120.00	13099	\$115.00	13202	\$110.00	\$125.00	\$60.00		189634	\$33.00
150 g	12979	\$105.00	13097	\$100.00	13200	\$95.00	\$125.00	\$60.00		189633	\$33.00
100 g	12946	\$95.00	13064	\$90.00	13167	\$90.00	\$55.00	\$45.00		189567	\$36.00
50 g	12964	\$85.00	13082	\$79.00	13185	\$79.00	\$55.00	\$45.00		189506	\$36.00
30 g	12962	\$85.00	13080	\$79.00	13183	\$79.00	\$55.00	\$45.00		189505	\$36.00
20 g	12960	\$85.00	13078	\$79.00	13181	\$79.00	\$55.00	\$45.00		189482	\$36.00
10 g	12944	\$85.00	13062	\$79.00	13165	\$79.00	\$55.00	\$45.00		189475	\$36.00

*Polished finish

Class 4				Optional	Replacement Cases	
Weight	Kit Part #	Kit Price		Accredited Certificate	Part #	Price
5 kg	13282	\$475.00		\$75.00	197476	\$195.00
4 kg	13280	\$448.00		\$75.00	197475	\$195.00
3 kg	13278	\$258.00		\$75.00	190273	\$33.00
2 kg	13276	\$170.00		\$75.00	190268	\$33.00
1,500 g	13309	\$165.00		\$75.00	190270	\$33.00
1,000 g	13295	\$150.00		\$75.00	190259	\$33.00
600 g	13307	\$155.00		\$55.00	189714	\$33.00
500 g	13274	\$120.00		\$55.00	189712	\$33.00
400 g	13292	\$115.00		\$55.00	189709	\$33.00
300 g	13290	\$105.00		\$55.00	189643	\$33.00
200 g	13272	\$100.00		\$55.00	194185	\$32.00
160 g	13305	\$105.00		\$55.00	189634	\$33.00
150 g	13303	\$90.00		\$55.00	189633	\$33.00
100 g	13270	\$79.00		\$40.00	189567	\$36.00
50 g	13288	\$79.00		\$40.00	189506	\$36.00
30 g	13286	\$74.00		\$40.00	189505	\$36.00
20 g	13284	\$74.00		\$40.00	189482	\$36.00
10 g	13268	\$74.00		\$40.00	189475	\$36.00

Additional Accessories

Part #	Description	Price
36092	Statement of Accuracy	\$45.00
11714	Weight glove, white cotton	\$6.00
11773	Vinyl glove	\$2.50
25836	Serial number	\$16.00



Kits

Metric Individual Weights

	Class 1*			Class 2			Class 3			Optional		Optional		Replacement Cases	
	Weight	Part #	Price	Part #	Price	Part #	Price			Accredited Certificate		Non-accredited Certificate		Part #	Price
Grip Handle	30 kg	12996	\$1,850.00	13114	\$1,633.00	13217	\$1,468.00			\$390.00		\$85.00		-	-
	25 kg	12995	\$1,597.00	13113	\$1,365.00	13216	\$1,272.00			\$145.00		\$80.00		-	-
	24 kg	12994	\$1,545.00	13112	\$1,345.00	13215	\$1,235.00			\$145.00		\$80.00		-	-
	20 kg	12993	\$1,405.00	13111	\$1,200.00	13214	\$1,085.00			\$145.00		\$80.00		-	-
	16 kg	12992	\$1,235.00	13110	\$1,160.00	13213	\$927.00			\$145.00		\$80.00		-	-
	10 kg	12991	\$895.00	13109	\$810.00	13212	\$735.00			\$145.00		\$80.00		-	-
	8 kg	12990	\$870.00	13108	\$795.00	13211	\$685.00			\$145.00		\$80.00		-	-
	5 kg	12989	\$655.00	13107	\$525.00	13210	\$510.00			\$145.00		\$80.00		-	-
	5 kg	12959	\$613.00	13077	\$495.00	13180	\$470.00			\$145.00		\$80.00		197476	\$195.00
Cylindrical	4 kg	12957	\$540.00	13075	\$485.00	13178	\$443.00			\$145.00		\$80.00		197475	\$195.00
	3 kg	12955	\$320.00	13073	\$252.00	13176	\$242.00			\$145.00		\$80.00		190273	\$33.00
	2 kg	12953	\$180.00	13071	\$165.00	13174	\$155.00			\$145.00		\$80.00		190268	\$33.00
	1,500 g	12986	\$160.00	13104	\$160.00	13207	\$155.00			\$145.00		\$80.00		190270	\$33.00
	1,000 g	12972	\$137.00	13090	\$131.00	13193	\$125.00			\$125.00		\$60.00		190259	\$33.00
	600 g	12984	\$146.00	13102	\$137.00	13205	\$131.00			\$125.00		\$60.00		189714	\$33.00
	500 g	12951	\$115.00	13069	\$110.00	13172	\$100.00			\$125.00		\$60.00		189712	\$33.00
	400 g	12969	\$110.00	13087	\$105.00	13190	\$100.00			\$125.00		\$60.00		189709	\$33.00
	300 g	12967	\$105.00	13085	\$95.00	13188	\$90.00			\$125.00		\$60.00		189643	\$33.00
	200 g	12949	\$105.00	13067	\$95.00	13170	\$85.00			\$125.00		\$60.00		194185	\$32.00
	160 g	12982	\$115.00	13100	\$105.00	13203	\$105.00			\$125.00		\$60.00		189634	\$33.00
	150 g	12980	\$79.00	13098	\$74.00	13201	\$68.00			\$125.00		\$60.00		189633	\$33.00
	100 g	12947	\$74.00	13065	\$68.00	13168	\$63.00			\$55.00		\$45.00		189567	\$36.00
	50 g	12965	\$68.00	13083	\$63.00	13186	\$58.00			\$55.00		\$45.00		189506	\$36.00
	30 g	12963	\$68.00	13081	\$63.00	13184	\$58.00			\$55.00		\$45.00		189505	\$36.00
	20 g	12961	\$68.00	13079	\$63.00	13182	\$58.00			\$55.00		\$45.00		189482	\$36.00
	10 g	12945	\$68.00	13063	\$63.00	13166	\$58.00			\$55.00		\$45.00		189475	\$36.00

*Polished finish

	Class 4			Optional		Replacement Cases	
	Weight	Part #	Price	Accredited Certificate		Part #	Price
Grip Handle	30 kg	13320	\$1,360.00		\$80.00	-	-
	25 kg	13319	\$1,150.00		\$75.00	-	-
	24 kg	13318	\$1,092.00		\$75.00	-	-
	20 kg	13317	\$937.00		\$75.00	-	-
	16 kg	13316	\$830.00		\$75.00	-	-
	10 kg	13315	\$650.00		\$75.00	-	-
	8 kg	13314	\$645.00		\$75.00	-	-
	5 kg	13313	\$407.00		\$75.00	-	-
	5 kg	13283	\$453.00		\$75.00	197476	\$195.00
Cylindrical	4 kg	13281	\$427.00		\$75.00	197475	\$195.00
	3 kg	13279	\$237.00		\$75.00	190273	\$33.00
	2 kg	13277	\$150.00		\$75.00	190268	\$33.00
	1,500 g	13310	\$145.00		\$75.00	190270	\$33.00
	1,000 g	13296	\$125.00		\$75.00	190259	\$33.00
	600 g	13308	\$125.00		\$55.00	189714	\$33.00
	500 g	13275	\$95.00		\$55.00	189712	\$33.00
	400 g	13293	\$95.00		\$55.00	189709	\$33.00
	300 g	13291	\$85.00		\$55.00	189643	\$33.00
	200 g	13273	\$79.00		\$55.00	194185	\$32.00
	160 g	13306	\$100.00		\$55.00	189634	\$33.00
	150 g	13304	\$63.00		\$55.00	189633	\$33.00
	100 g	13271	\$58.00		\$40.00	189567	\$36.00
	50 g	13289	\$58.00		\$40.00	189506	\$36.00
	30 g	13287	\$58.00		\$40.00	189505	\$36.00
	20 g	13285	\$58.00		\$40.00	189482	\$36.00
	10 g	13269	\$58.00		\$40.00	189475	\$36.00



Individual

Avoirdupois Kits

Class 1*			Class 2		Class 3		Optional		Optional	Replacement Cases	
Weight	Kit Part #	Kit Price	Kit Part #	Kit Price	Kit Part #	Kit Price	Accredited Certificate	Non-accredited Certificate		Part #	Price
10 lb	13021	\$645.00	13138	\$515.00	13241	\$465.00	\$130.00	\$85.00		197473	\$195.00
5 lb	13019	\$340.00	13136	\$273.00	13239	\$273.00	\$130.00	\$85.00		190269	\$33.00
4 lb	13017	\$200.00	13134	\$196.00	13237	\$196.00	\$130.00	\$85.00		190267	\$33.00
3 lb	13015	\$180.00	13132	\$180.00	13235	\$180.00	\$130.00	\$85.00		190263	\$33.00
2 lb	13013	\$165.00	13130	\$150.00	13233	\$150.00	\$105.00	\$70.00		190260	\$33.00
1 lb	13011	\$137.00	13128	\$137.00	13231	\$125.00	\$105.00	\$70.00		189710	\$33.00
8 oz	13009	\$115.00	13126	\$110.00	13229	\$110.00	\$55.00	\$45.00		189635	\$33.00
4 oz	13007	\$110.00	13124	\$90.00	13227	\$90.00	\$55.00	\$45.00		189568	\$36.00
2 oz	13005	\$105.00	13122	\$90.00	13225	\$90.00	\$55.00	\$45.00		189565	\$36.00
1 oz	13003	\$105.00	13120	\$90.00	13223	\$90.00	\$55.00	\$45.00		189484	\$36.00
1/2 oz	13001	\$105.00	13118	\$90.00	13221	\$90.00	\$55.00	\$45.00		189476	\$36.00
0.5 lb	13032	\$115.00	13149	\$110.00	13252	\$110.00	\$55.00	\$45.00		189635	\$33.00
0.2 lb	13024	\$110.00	13141	\$90.00	13244	\$85.00	\$55.00	\$45.00		190126	\$33.00
0.1 lb	13026	\$105.00	13143	\$90.00	13246	\$85.00	\$55.00	\$45.00		189507	\$36.00
0.05 lb	13028	\$105.00	13145	\$90.00	13248	\$85.00	\$55.00	\$45.00		189483	\$36.00

* Polished finish

Class 4				Optional	Replacement Cases	
Weight	Kit Part #	Kit Price		Accredited Certificate	Part #	Price
10 lb	13344	\$450.00		\$80.00	197473	\$195.00
5 lb	13342	\$263.00		\$80.00	190269	\$33.00
4 lb	13340	\$185.00		\$80.00	190267	\$33.00
3 lb	13338	\$170.00		\$80.00	190263	\$33.00
2 lb	13336	\$150.00		\$65.00	190260	\$33.00
1 lb	13334	\$120.00		\$65.00	189710	\$33.00
8 oz	13332	\$100.00		\$40.00	189635	\$33.00
4 oz	13330	\$90.00		\$40.00	189568	\$36.00
2 oz	13328	\$90.00		\$40.00	189565	\$36.00
1 oz	13326	\$85.00		\$40.00	189484	\$36.00
1/2 oz	13324	\$85.00		\$40.00	189476	\$36.00
0.5 lb	13355	\$105.00		\$40.00	189635	\$33.00
0.2 lb	13347	\$79.00		\$40.00	190126	\$33.00
0.1 lb	13349	\$79.00		\$40.00	189507	\$36.00
0.05 lb	13351	\$79.00		\$40.00	189483	\$36.00

Additional Accessories

Part #	Description	Price
36092	Statement of Accuracy	\$45.00
11714	Weight glove, white cotton	\$6.00
11773	Vinyl glove	\$2.50
25836	Serial number	\$16.00



Kits

Avoirdupois Individual Weights


Class 1*			Class 2		Class 3		Optional		Optional		Replacement Cases	
Weight		Part #	Price	Part #	Price	Part #	Price	Accredited Certificate	Non-accredited Certificate	Part #	Price	
Grip Handle	50 lb	13038	\$1,597.00	13155	\$1,365.00	13258	\$1,275.00	\$285.00	\$85.00	-	-	
	30 lb	13037	\$1,240.00	13154	\$1,010.00	13257	\$895.00	\$130.00	\$85.00	-	-	
	25 lb	13036	\$895.00	13153	\$783.00	13256	\$680.00	\$130.00	\$85.00	-	-	
	20 lb	13035	\$890.00	13152	\$757.00	13255	\$660.00	\$130.00	\$85.00	-	-	
	10 lb	13034	\$645.00	13151	\$525.00	13254	\$515.00	\$130.00	\$85.00	-	-	
Cylindrical	10 lb	13022	\$625.00	13139	\$490.00	13242	\$443.00	\$130.00	\$85.00	197473	\$195.00	
	5 lb	13020	\$320.00	13137	\$263.00	13240	\$252.00	\$130.00	\$85.00	190269	\$33.00	
	4 lb	13018	\$180.00	13135	\$170.00	13238	\$165.00	\$130.00	\$85.00	190267	\$33.00	
	3 lb	13016	\$160.00	13133	\$155.00	13236	\$155.00	\$130.00	\$85.00	190263	\$33.00	
	2 lb	13014	\$145.00	13131	\$131.00	13234	\$125.00	\$105.00	\$70.00	190260	\$33.00	
	1 lb	13012	\$115.00	13129	\$110.00	13232	\$105.00	\$105.00	\$70.00	189710	\$33.00	
	8 oz	13010	\$95.00	13127	\$90.00	13230	\$85.00	\$55.00	\$45.00	189635	\$33.00	
	4 oz	13008	\$90.00	13125	\$73.00	13228	\$73.00	\$55.00	\$45.00	189568	\$36.00	
	2 oz	13006	\$85.00	13123	\$68.00	13226	\$68.00	\$55.00	\$45.00	189565	\$36.00	
	1 oz	13004	\$85.00	13121	\$68.00	13224	\$63.00	\$55.00	\$45.00	189484	\$36.00	
	1/2 oz	13002	\$79.00	13119	\$68.00	13222	\$63.00	\$55.00	\$45.00	189476	\$36.00	
	0.5 lb	13033	\$95.00	13150	\$85.00	13253	\$85.00	\$55.00	\$45.00	189635	\$33.00	
	0.2 lb	13025	\$90.00	13142	\$68.00	13245	\$58.00	\$55.00	\$45.00	189565	\$36.00	
	0.1 lb	13027	\$85.00	13144	\$68.00	13247	\$58.00	\$55.00	\$45.00	189507	\$36.00	
	0.05 lb	13029	\$79.00	13146	\$68.00	13249	\$58.00	\$55.00	\$45.00	189483	\$36.00	

*Polished finish

Class 4				Optional	Replacement Cases	
Weight		Part #	Price	Accredited Certificate	Part #	Price
Grip Handle	50 lb	13361	\$1,267.00	\$80.00	-	-
	30 lb	13360	\$840.00	\$80.00	-	-
	25 lb	13359	\$613.00	\$80.00	-	-
	20 lb	13358	\$550.00	\$80.00	-	-
	10 lb	13357	\$423.00	\$80.00	-	-
Cylindrical	10 lb	13345	\$423.00	\$80.00	197473	\$195.00
	5 lb	13343	\$242.00	\$80.00	190269	\$33.00
	4 lb	13341	\$160.00	\$80.00	190267	\$33.00
	3 lb	13339	\$150.00	\$80.00	190263	\$33.00
	2 lb	13337	\$125.00	\$65.00	190260	\$33.00
	1 lb	13335	\$100.00	\$65.00	189710	\$33.00
	8 oz	13333	\$79.00	\$40.00	189635	\$33.00
	4 oz	13331	\$68.00	\$40.00	189568	\$36.00
	2 oz	13329	\$63.00	\$40.00	189565	\$36.00
	1 oz	13327	\$58.00	\$40.00	189484	\$36.00
	1/2 oz	13325	\$58.00	\$40.00	189476	\$36.00
	0.5 lb	13356	\$79.00	\$40.00	189635	\$33.00
	0.2 lb	13348	\$58.00	\$40.00	189565	\$36.00
	0.1 lb	13350	\$58.00	\$40.00	189507	\$36.00
	0.05 lb	13352	\$58.00	\$40.00	189483	\$36.00



Individual



PRECISION LABORATORY

ASTM



Applications:

- Calibrating Class I and II balances
- ASTM Class 4, 5 and 6 weights
- Student laboratory use
- Rough weighing operations; e.g., force
- Tolerance testing
- Verification checks

Styles Available:

- Type I design (one piece) for Class 0
- Type II design (screw-knob) for Classes 1-4 with sealing cavity for adjusting material

Product Configuration:

- Individual weight
- Individual weight kit: weight, case or vial, and glove
- Weight set: weights, case and handling equipment
- Weight set configurations: 5-2-2-1 and 5-3-2-1
Example: (1) 50g, (2) 20g and (1) 10g or (1) 50g, (1) 30g, (1) 20g and (1) 10g

Custom Configuration:

- Custom sets are available as build-to-order configurations to meet your specific requirements
- ASTM weight sets larger than 500g or 1 lb include a hardwood case with velvet-lined pockets
- Weight sets with the largest weight of 500g include a precision-machined, polyvinyl, crush-resistant case

Features:

- Stainless steel polished finish
- Designed to meet ASTM E617-18 specifications. ASTM Class 0 weight sets and individual weights are not individually marked with their weight value or individually serialized per ASTM E617-18
- Nominal value marked on weights
- Serial numbers applied to case (weights may be marked with symbol)
- Density 7.95g/cm³

Class 0* One Piece Design				Replacement Cases	
	Weight	Kit Part #	Kit Price	Part #	Price
Cylindrical	25 kg	Consult	Consult	Consult	Consult
	20 kg	45856	\$3,800.00	Consult	Consult
	10 kg	45857	\$2,495.00	Consult	Consult
	5 kg	45858	\$1,790.00	Consult	Consult
	3 kg	45859	\$1,575.00	Consult	Consult
	2 kg	45860	\$1,295.00	Consult	Consult
	1 kg	45861	\$958.00	Consult	Consult
	500 g	45862	\$585.00	Consult	Consult
	300 g	45863	\$550.00	Consult	Consult
	200 g	45864	\$510.00	Consult	Consult
	100 g	45865	\$427.00	Consult	Consult
	50 g	45866	\$400.00	Consult	Consult
	30 g	45867	\$390.00	Consult	Consult
	20 g	45868	\$390.00	Consult	Consult
	10 g	45869	\$390.00	Consult	Consult
	5 g	45870	\$335.00	Consult	Consult
	3 g	45871	\$335.00	Consult	Consult
	2 g	45872	\$335.00	Consult	Consult
	1 g	45873	\$335.00	Consult	Consult
Leaf	500 mg	45874	\$258.00	-	-
	300 mg	45875	\$258.00	-	-
	200 mg	45876	\$258.00	-	-
	100 mg	45877	\$258.00	-	-
	50 mg	45878	\$258.00	-	-
	30 mg	45879	\$258.00	-	-
	20 mg	45880	\$258.00	-	-
	10 mg	45881	\$258.00	-	-
	5 mg	45882	\$258.00	-	-
	3 mg	45883	\$258.00	-	-
	2 mg	45884	\$258.00	-	-
	1 mg	45885	\$258.00	-	-

*Accredited Certificate is included, Statement of Accuracy is not available for Class 0, and Class 0 weight requires a case for shipping.

Additional Accessories		
Part #	Description	Price
11711	Weight tweezer (plastic) for polished weights 100 g and below	\$4.00
152414	Premium tweezer	\$37.00
11714	Weight glove, white, cotton	\$6.00
11755	Leaf weight cover	\$37.00
11747	Weight lifter bar, plexiglass, for weights 200 g - 3 kg and 8 oz - 5 lb (screw-knob weights only)	\$17.00
11712	Lifter with larger handle (Class 1-4/4 kg - 25 kg) (10 - 50 lb)	\$63.00
50035	Weight forceps, plastic, Class 0, 100 g - 1 mg	\$37.00
50000	Tong assembly, Class 0, 1 kg - 200 g	\$64.00



One Piece Kit

Metric Individual Weights


Class 0* One Piece Design				Replacement Cases	
Weight	Part #		Price	Part #	Price
Cylindrical	25 kg	Consult	Consult	Consult	Consult
	20 kg	46097	\$3,735.00	Consult	Consult
	10 kg	46096	\$2,435.00	Consult	Consult
	5 kg	46095	\$1,735.00	Consult	Consult
	3 kg	46094	\$1,555.00	Consult	Consult
	2 kg	46093	\$1,272.00	Consult	Consult
	1 kg	46092	\$937.00	Consult	Consult
	500 g	46091	\$567.00	Consult	Consult
	300 g	46090	\$535.00	Consult	Consult
	200 g	46089	\$495.00	Consult	Consult
	100 g	46088	\$412.00	Consult	Consult
	50 g	46087	\$370.00	Consult	Consult
	30 g	46086	\$370.00	Consult	Consult
	20 g	46085	\$370.00	Consult	Consult
	10 g	46084	\$370.00	Consult	Consult
	5 g	46083	\$320.00	Consult	Consult
	3 g	46082	\$320.00	Consult	Consult
	2 g	46081	\$320.00	Consult	Consult
	1 g	46080	\$320.00	Consult	Consult
	500 mg	46079	\$255.00	-	-
	300 mg	46078	\$255.00	-	-
	200 mg	46077	\$255.00	-	-
	100 mg	46076	\$255.00	-	-
	50 mg	46075	\$255.00	-	-
	30 mg	46074	\$255.00	-	-
	20 mg	46073	\$255.00	-	-
	10 mg	46072	\$255.00	-	-
	5 mg	46071	\$255.00	-	-
Leaf	3 mg	46070	\$255.00	-	-
	2 mg	46069	\$255.00	-	-
	1 mg	46068	\$255.00	-	-

*Accredited Certificate is included, Statement of Accuracy is not available for Class 0, and Class 0 weight requires a case for shipping.

For special kits, individual weights must ship in a case.



One Piece



Leaf

Class 1			Class 2			Class 3		Optional	Optional	Replacement Cases	
Weight	Kit Part #	Kit Price	Kit Part #	Kit Price	Kit Part #	Kit Price	Accredited Certificate	Non-accredited Certificate	Part #	Price	
Screw Knob	50 kg	Consult	Consult	Consult	Consult	Consult	Consult	Consult	Consult	Consult	Consult
	25 kg	Consult	Consult	Consult	Consult	Consult	Consult	Consult	Consult	Consult	Consult
	20 kg	82590	\$3,385.00	82632	\$2,275.00	82674	\$2,250.00	\$145.00	\$80.00	80703	\$211.00
	10 kg	82591	\$1,925.00	82633	\$1,845.00	82675	\$1,695.00	\$145.00	\$80.00	80704	\$211.00
	5 kg	82592	\$1,110.00	82634	\$1,070.00	82676	\$1,065.00	\$145.00	\$80.00	Consult	Consult
	3 kg	82593	\$880.00	82635	\$840.00	82677	\$815.00	\$145.00	\$80.00	190274	\$33.00
	2 kg	82594	\$715.00	82636	\$655.00	82678	\$645.00	\$145.00	\$80.00	190271	\$33.00
	1 kg	82595	\$500.00	82637	\$433.00	82679	\$423.00	\$125.00	\$60.00	190264	\$33.00
	500 g	82596	\$211.00	82638	\$211.00	82680	\$200.00	\$125.00	\$60.00	189715	\$33.00
	300 g	82597	\$165.00	82639	\$155.00	82681	\$150.00	\$125.00	\$60.00	189644	\$33.00
	200 g	82598	\$155.00	82640	\$150.00	82682	\$141.00	\$125.00	\$60.00	189637	\$33.00
	100 g	82599	\$110.00	82641	\$110.00	82683	\$105.00	\$55.00	\$45.00	189570	\$36.00
	50 g	82600	\$105.00	82642	\$100.00	82684	\$95.00	\$55.00	\$45.00	189509	\$36.00
	30 g	82601	\$100.00	82643	\$90.00	82685	\$90.00	\$55.00	\$45.00	189486	\$36.00
	20 g	82602	\$95.00	82644	\$85.00	82686	\$85.00	\$55.00	\$45.00	189484	\$36.00
	10 g	82603	\$95.00	82645	\$85.00	82687	\$85.00	\$55.00	\$45.00	189461	\$36.00
	5 g	82604	\$95.00	82646	\$74.00	82688	\$63.00	\$55.00	\$45.00	189349	\$36.00
	3 g	82605	\$85.00	82647	\$74.00	82689	\$63.00	\$55.00	\$45.00	194033	\$35.00
	2 g	82606	\$85.00	82648	\$74.00	82690	\$63.00	\$55.00	\$45.00	189237	\$36.00
	1 g	82607	\$74.00	82649	\$74.00	82691	\$63.00	\$55.00	\$45.00	189234	\$36.00
Leaf	500 mg	80458	\$63.00	80470	\$42.00	80482	\$37.00	\$55.00	\$45.00	-	-
	300 mg	80459	\$63.00	80471	\$42.00	80483	\$37.00	\$55.00	\$45.00	-	-
	200 mg	80460	\$63.00	80472	\$42.00	80484	\$37.00	\$55.00	\$45.00	-	-
	100 mg	80461	\$63.00	80473	\$42.00	80485	\$37.00	\$55.00	\$45.00	-	-
	50 mg	80462	\$63.00	80474	\$42.00	80486	\$37.00	\$55.00	\$45.00	-	-
	30 mg	80463	\$63.00	80475	\$42.00	80487	\$37.00	\$55.00	\$45.00	-	-
	20 mg	80464	\$63.00	80476	\$42.00	80488	\$37.00	\$55.00	\$45.00	-	-
	10 mg	80465	\$63.00	80477	\$41.00	80489	\$37.00	\$55.00	\$45.00	-	-
	5 mg	80466	\$63.00	80478	\$42.00	80490	\$37.00	\$55.00	\$45.00	-	-
	3 mg	80467	\$63.00	80479	\$42.00	80491	\$37.00	\$55.00	\$45.00	-	-
	2 mg	80468	\$63.00	80480	\$42.00	80492	\$37.00	\$55.00	\$45.00	-	-
	1 mg	80469	\$63.00	80481	\$42.00	80493	\$37.00	\$55.00	\$45.00	-	-
	0.5 mg	36076*	\$63.00	36077	\$42.00	36078	\$37.00	\$55.00	\$45.00	-	-

* Wire weight

Additional Accessories		
Part #	Description	Price
11711	Weight tweezer, plastic, for polished weights 100 g and below	\$4.00
152414	Premium tweezer	\$37.00
11714	Weight glove, white, cotton	\$6.00
11755	Leaf weight cover	\$37.00
11747	Weight lifter bar, plexiglass, for weights 200 g - 3 kg and 8 oz - 5 lb (screw-knob weights only)	\$17.00
11712	Lifter with larger handle (Class 1-4/4 kg - 25 kg) (10 - 50 lb)	\$63.00
50038	Vials	\$4.00
36092	Statement of Accuracy	\$45.00
25836	Serial number	\$16.00



Screw-knob Kit

Metric Individual Weights

Class 1			Class 2			Class 3			Optional	Optional	Replacement Cases	
Weight	Part #	Price	Part #	Price	Part #	Price		Accredited Certificate	Non-accredited Certificate		Part #	Price
Screw Knob	50 kg	Consult	Consult	Consult	12274	\$5,400.00		Consult	Consult		Consult	Consult
	25 kg	11876	\$3,992.00	12131	\$3,735.00	12272	\$3,672.00	\$145.00	\$80.00		Consult	Consult
	20 kg	11875	\$3,270.00	12130	\$2,158.00	12271	\$2,127.00	\$145.00	\$80.00		80703	\$211.00
	10 kg	11874	\$1,813.00	12129	\$1,690.00	12270	\$1,575.00	\$145.00	\$80.00		80704	\$211.00
	5 kg	11872	\$995.00	12127	\$990.00	12269	\$985.00	\$145.00	\$80.00		Consult	Consult
	3 kg	11871	\$850.00	12126	\$820.00	12268	\$790.00	\$145.00	\$80.00		190274	\$33.00
	2 kg	11870	\$675.00	12125	\$635.00	12267	\$620.00	\$145.00	\$80.00		190271	\$33.00
	1 kg	11869	\$470.00	12124	\$423.00	12266	\$407.00	\$125.00	\$60.00		190264	\$33.00
	500 g	11867	\$196.00	12122	\$190.00	12265	\$185.00	\$125.00	\$60.00		189715	\$33.00
	300 g	11866	\$150.00	12121	\$139.00	12264	\$131.00	\$125.00	\$60.00		189644	\$33.00
	200 g	11865	\$137.00	12120	\$131.00	12263	\$125.00	\$125.00	\$60.00		189637	\$33.00
	100 g	11864	\$100.00	12119	\$95.00	12262	\$90.00	\$55.00	\$45.00		189570	\$36.00
	50 g	11862	\$95.00	12117	\$79.00	12261	\$74.00	\$55.00	\$45.00		189509	\$36.00
	30 g	11861	\$89.00	12116	\$79.00	12260	\$74.00	\$55.00	\$45.00		189486	\$36.00
	20 g	11860	\$89.00	12115	\$79.00	12259	\$74.00	\$55.00	\$45.00		189484	\$36.00
	10 g	11859	\$85.00	12114	\$79.00	12258	\$74.00	\$55.00	\$45.00		189461	\$36.00
	5 g	11857	\$79.00	12112	\$58.00	12257	\$55.00	\$55.00	\$45.00		189349	\$36.00
	3 g	11856	\$68.00	12111	\$58.00	12256	\$55.00	\$55.00	\$45.00		194033	\$35.00
	2 g	11855	\$68.00	12110	\$58.00	12255	\$55.00	\$55.00	\$45.00		189237	\$36.00
	1 g	11854	\$63.00	12109	\$58.00	12254	\$55.00	\$55.00	\$45.00		189234	\$36.00
Leaf	500 mg	11852	\$58.00	12107	\$37.00	12253	\$34.00	\$55.00	\$45.00		-	-
	300 mg	11851	\$58.00	12106	\$37.00	12252	\$34.00	\$55.00	\$45.00		-	-
	200 mg	11850	\$58.00	12105	\$37.00	12251	\$34.00	\$55.00	\$45.00		-	-
	100 mg	11849	\$58.00	12104	\$37.00	12250	\$34.00	\$55.00	\$45.00		-	-
	50 mg	11847	\$58.00	12102	\$37.00	12248	\$34.00	\$55.00	\$45.00		-	-
	30 mg	11846	\$58.00	12101	\$37.00	12247	\$34.00	\$55.00	\$45.00		-	-
	20 mg	11845	\$58.00	12100	\$37.00	12246	\$34.00	\$55.00	\$45.00		-	-
	10 mg	11844	\$58.00	12099	\$37.00	12245	\$34.00	\$55.00	\$45.00		-	-
	5 mg	11842	\$58.00	12097	\$37.00	12244	\$34.00	\$55.00	\$45.00		-	-
	3 mg	11841	\$58.00	12096	\$37.00	12243	\$34.00	\$55.00	\$45.00		-	-
	2 mg	11840	\$58.00	12095	\$37.00	12242	\$34.00	\$55.00	\$45.00		-	-
	1 mg	11839	\$58.00	12094	\$37.00	12241	\$34.00	\$55.00	\$45.00		-	-

*Wire Weight for special kits, individual weights must ship in a case



Screw-knob Design



Leaf

Class 4				Optional	Replacement Cases	
Weight	Kit Part #	Kit Price	Accredited Certificate		Part #	Price
Screw Knob	50 kg	Consult	Consult	Consult	Consult	Consult
	25 kg	Consult	Consult	Consult	Consult	Consult
	20 kg	82716	\$2,100.00	\$75.00	80703	\$211.00
	10 kg	82717	\$1,520.00	\$75.00	80704	\$211.00
	5 kg	82718	\$1,050.00	\$75.00	Consult	Consult
	3 kg	82719	\$762.00	\$75.00	190274	\$33.00
	2 kg	82720	\$613.00	\$75.00	190271	\$33.00
	1 kg	82721	\$407.00	\$55.00	190264	\$33.00
	500 g	82722	\$196.00	\$55.00	189715	\$33.00
	300 g	82723	\$141.00	\$55.00	189644	\$33.00
	200 g	82724	\$120.00	\$55.00	189637	\$33.00
	100 g	82725	\$85.00	\$40.00	189570	\$36.00
	50 g	82726	\$85.00	\$40.00	189509	\$36.00
	30 g	82727	\$74.00	\$40.00	189486	\$36.00
	20 g	82728	\$74.00	\$40.00	189484	\$36.00
	10 g	82729	\$68.00	\$40.00	189461	\$36.00
	5 g	82730	\$53.00	\$40.00	189349	\$36.00
	3 g	82731	\$53.00	\$40.00	194033	\$35.00
	2 g	82732	\$53.00	\$40.00	189237	\$36.00
	1 g	82733	\$53.00	\$40.00	189234	\$36.00
Leaf	500 mg	80494	\$32.00	\$40.00	-	-
	300 mg	80495	\$32.00	\$40.00	-	-
	200 mg	80496	\$32.00	\$40.00	-	-
	100 mg	80497	\$32.00	\$40.00	-	-
	50 mg	80498	\$32.00	\$40.00	-	-
	30 mg	80499	\$32.00	\$40.00	-	-
	20 mg	80500	\$32.00	\$40.00	-	-
	10 mg	80501	\$32.00	\$40.00	-	-
	5 mg	80502	\$32.00	\$40.00	-	-
	3 mg	80503	\$32.00	\$40.00	-	-
	2 mg	80504	\$32.00	\$40.00	-	-
	1 mg	80505	\$32.00	\$40.00	-	-
	0.5 mg	36079	\$68.00	\$40.00	-	-

Additional Accessories		
Part #	Description	Price
11711	Weight tweezer (plastic) for polished weights 100 g and below	\$4.00
152414	Premium tweezer	\$37.00
11714	Weight glove, white, cotton	\$6.00
11755	Leaf weight cover	\$37.00
11747	Weight lifter bar, plexiglas, for weights 200 g - 3 kg and 8 oz - 5 lb (screw-knob weights only)	\$17.00
11712	Lifter with larger handle (Class 1-4/4 kg - 25 kg) (10 - 50 lb)	\$63.00
50038	Vials	\$4.00
36092	Statement of Accuracy	\$45.00
25836	Serial number	\$16.00



Screw-knob Kit

Metric Individual Weights

Class 4				Optional		Replacement Cases	
Weight		Part #	Price	Accredited Certificate		Part #	Price
Screw Knob	50 kg	Consult	Consult	Consult		Consult	Consult
	25 kg	12375	\$3,600.00	Consult		Consult	Consult
	20 kg	12374	\$1,988.00	\$75.00		80703	\$211.00
	10 kg	12373	\$1,405.00	\$75.00		80704	\$211.00
	5 kg	12372	\$937.00	\$75.00		TBD	\$155.00
	3 kg	12371	\$735.00	\$75.00		190274	\$33.00
	2 kg	12370	\$595.00	\$75.00		190271	\$33.00
	1 kg	12369	\$390.00	\$55.00		190264	\$33.00
	500 g	12368	\$180.00	\$55.00		189715	\$33.00
	300 g	12367	\$127.00	\$55.00		189644	\$33.00
	200 g	12366	\$110.00	\$55.00		189637	\$33.00
	100 g	12365	\$79.00	\$40.00		189570	\$36.00
	50 g	12364	\$65.00	\$40.00		189509	\$36.00
	30 g	12363	\$58.00	\$40.00		189486	\$36.00
	20 g	12362	\$58.00	\$40.00		189484	\$36.00
	10 g	12361	\$58.00	\$40.00		189461	\$36.00
	5 g	12360	\$42.00	\$40.00		189349	\$36.00
	3 g	12359	\$42.00	\$40.00		194033	\$35.00
	2 g	12358	\$42.00	\$40.00		189237	\$36.00
	1 g	12357	\$42.00	\$40.00		189234	\$36.00
Leaf	500 mg	12356	\$32.00	\$40.00		-	-
	300 mg	12355	\$32.00	\$40.00		-	-
	200 mg	12354	\$32.00	\$40.00		-	-
	100 mg	12353	\$32.00	\$40.00		-	-
	50 mg	12352	\$32.00	\$40.00		-	-
	30 mg	12351	\$32.00	\$40.00		-	-
	20 mg	12350	\$32.00	\$40.00		-	-
	10 mg	22198	\$32.00	\$40.00		-	-
	5 mg	22197	\$32.00	\$40.00		-	-
	3 mg	22196	\$32.00	\$40.00		-	-
	2 mg	22195	\$32.00	\$40.00		-	-
	1 mg	22194	\$32.00	\$40.00		-	-

For special kits, individual weights must ship in a case



Screw-knob Design



Leaf

Avoirdupois Kits

Class 1			Class 2		Class 3		Optional		Optional		Replacement Cases		
Weight	Kit Part #	Kit Price	Kit Part #	Kit Price	Kit Part #	Kit Price	Accredited Certificate	Non-accredited Certificate	Part #	Price			
Screw Knob	30 lb	82581	\$3,520.00	82625	\$3,425.00	82667	\$3,300.00	\$130.00	\$85.00	80743	\$211.00		
	25 lb	82580	\$2,440.00	82624	\$2,910.00	82666	\$2,800.00	\$130.00	\$85.00	80742	\$211.00		
	20 lb	82579	\$2,415.00	82623	\$2,355.00	82665	\$2,205.00	\$130.00	\$85.00	80741	\$211.00		
	10 lb	82578	\$1,415.00	82622	\$1,385.00	82664	\$1,290.00	\$130.00	\$85.00	Consult	Consult		
	5 lb	82589	\$1,020.00	82631	\$979.00	82673	\$958.00	\$130.00	\$85.00	190272	\$33.00		
	4 lb	82588	\$865.00	82630	\$825.00	82672	\$795.00	\$130.00	\$85.00	190268	\$33.00		
	3 lb	82587	\$650.00	82629	\$595.00	82671	\$577.00	\$130.00	\$85.00	190265	\$33.00		
	2 lb	82586	\$572.00	82628	\$540.00	82670	\$520.00	\$105.00	\$70.00	190261	\$33.00		
	1 lb	82585	\$289.00	82627	\$273.00	82669	\$258.00	\$105.00	\$70.00	189713	\$33.00		
	8 oz	82584	\$237.00	82626	\$227.00	82668	\$227.00	\$55.00	\$45.00	189638	\$33.00		
	0.5 lb	82570	\$242.00	82614	\$227.00	82656	\$227.00	\$55.00	\$45.00	189638	\$33.00		
	0.3 lb	118809	\$180.00	118810	\$175.00	118811	\$145.00	\$55.00	\$45.00	189633	\$33.00		
	0.2 lb	82569	\$155.00	82613	\$155.00	82655	\$120.00	\$55.00	\$45.00	189569	\$36.00		
	0.1 lb	82568	\$115.00	82612	\$105.00	82654	\$105.00	\$55.00	\$45.00	189508	\$36.00		
	0.05 lb	82567	\$105.00	82611	\$100.00	82653	\$95.00	\$55.00	\$45.00	189485	\$36.00		
	0.03 lb	118805	\$100.00	118806	\$90.00	118807	\$90.00	\$55.00	\$45.00	189478	\$36.00		
	0.02 lb	82566	\$100.00	82610	\$95.00	82652	\$93.00	\$55.00	\$45.00	189460	\$36.00		
	0.01 lb	82565	\$100.00	82609	\$90.00	82651	\$90.00	\$55.00	\$45.00	189349	\$36.00		
	0.005 lb	82564	\$100.00	82608	\$90.00	82650	\$89.00	\$55.00	\$45.00	189239	\$36.00		
	0.003 lb	118801	\$100.00	118802	\$90.00	118803	\$89.00	\$55.00	\$45.00	189234	\$36.00		
	4 oz	82577	\$131.00	82621	\$131.00	82663	\$127.00	\$55.00	\$45.00	189571	\$36.00		
	2 oz	82576	\$115.00	82620	\$105.00	82662	\$105.00	\$55.00	\$45.00	190126	\$33.00		
	1 oz	82575	\$95.00	82619	\$95.00	82661	\$89.00	\$55.00	\$45.00	189486	\$36.00		
	1/2 oz	82574	\$90.00	82618	\$89.00	82660	\$89.00	\$55.00	\$45.00	189478	\$36.00		
	1/4 oz	82573	\$90.00	82617	\$89.00	82659	\$89.00	\$55.00	\$45.00	189350	\$36.00		
	1/8 oz	82572	\$90.00	82616	\$89.00	82658	\$89.00	\$55.00	\$45.00	194034	\$35.00		
	1/16 oz	82571	\$90.00	82615	\$89.00	82657	\$89.00	\$55.00	\$45.00	189237	\$36.00		
Leaf	0.001 lb	80428	\$90.00	80443	\$90.00	80448	\$89.00	\$55.00	\$45.00	-	-		
	0.002 lb	80439	\$90.00	80445	\$89.00	80449	\$89.00	\$55.00	\$45.00	-	-		
	1/32 oz	80442	\$90.00	80446	\$89.00	80451	\$89.00	\$55.00	\$45.00	-	-		

Additional Accessories

Part #	Description	Price
11714	Weight glove, white, cotton	\$6.00
11747	Lifting bar	\$17.00
11711	Weight tweezer	\$4.00
152414	Premium tweezer	\$37.00
36092	Statement of Accuracy	\$45.00
50038	Vial	\$4.00
25836	Serial number	\$16.00



Screw-knob Kit

Avoirdupois Individual Weights

	Class 1		Class 2		Class 3		Optional		Optional		Replacement Cases	
	Weight	Part #	Price	Part #	Price	Part #	Price	Accredited Certificate	Non-accredited Certificate		Part #	Price
Screw Knob	50 lb	12056	\$4,615.00	12202	\$4,550.00	12335	\$4,475.00	-	-		-	-
	30 lb	12055	\$3,399.00	12201	\$3,312.00	12334	\$3,175.00	\$130.00	\$85.00		80743	\$211.00
	25 lb	12054	\$2,850.00	12200	\$2,790.00	12333	\$2,689.00	\$130.00	\$85.00		80742	\$211.00
	20 lb	12053	\$2,300.00	12199	\$2,235.00	12332	\$2,090.00	\$130.00	\$85.00		80741	\$211.00
	10 lb	12052	\$1,305.00	12198	\$1,267.00	12331	\$1,205.00	\$130.00	\$85.00		Consult	Consult
	5 lb	12050	\$973.00	12196	\$932.00	12330	\$906.00	\$130.00	\$85.00		190272	\$33.00
	4 lb	12049	\$820.00	12195	\$762.00	12329	\$752.00	\$130.00	\$85.00		190268	\$33.00
	3 lb	12048	\$625.00	12194	\$567.00	12328	\$545.00	\$130.00	\$85.00		190265	\$33.00
	2 lb	12047	\$545.00	12193	\$515.00	12327	\$495.00	\$105.00	\$70.00		190261	\$33.00
	1 lb	12046	\$258.00	12192	\$258.00	12326	\$247.00	\$105.00	\$70.00		189713	\$33.00
	8 oz	12044	\$237.00	12190	\$222.00	12325	\$211.00	\$55.00	\$45.00		189638	\$33.00
	0.5 lb	12034	\$232.00	12180	\$222.00	12316	\$216.00	\$55.00	\$45.00		189638	\$33.00
	0.3 lb	118518	\$180.00	118519	\$175.00	118520	\$142.00	\$55.00	\$45.00		189633	\$33.00
	0.2 lb	12033	\$142.00	12179	\$142.00	12315	\$110.00	\$55.00	\$45.00		189569	\$36.00
	0.1 lb	12032	\$105.00	12178	\$100.00	12314	\$95.00	\$55.00	\$45.00		189508	\$36.00
	0.05 lb	12027	\$95.00	12173	\$95.00	12310	\$90.00	\$55.00	\$45.00		189485	\$36.00
	0.03 lb	118514	\$90.00	118515	\$90.00	118516	\$90.00	\$55.00	\$45.00		189478	\$36.00
	0.02 lb	12022	\$90.00	12168	\$90.00	22185	\$90.00	\$55.00	\$45.00		189460	\$36.00
	0.01 lb	12020	\$90.00	12166	\$90.00	22183	\$90.00	\$55.00	\$45.00		189349	\$36.00
	0.005 lb	12013	\$90.00	12159	\$90.00	12297	\$90.00	\$55.00	\$45.00		189239	\$36.00
	0.003 lb	118510	\$90.00	118511	\$90.00	118512	\$90.00	\$55.00	\$45.00		189234	\$36.00
	4 oz	12043	\$120.00	12189	\$120.00	12324	\$120.00	\$55.00	\$45.00		189571	\$36.00
	2 oz	12042	\$105.00	12188	\$100.00	12323	\$100.00	\$55.00	\$45.00		190126	\$33.00
	1 oz	12041	\$85.00	12187	\$85.00	12322	\$79.00	\$55.00	\$45.00		189486	\$36.00
	1/2 oz	12040	\$90.00	12186	\$90.00	12321	\$90.00	\$55.00	\$45.00		189478	\$36.00
	1/4 oz	12039	\$90.00	12185	\$90.00	12320	\$90.00	\$55.00	\$45.00		189350	\$36.00
	1/8 oz	12038	\$90.00	12184	\$90.00	12319	\$90.00	\$55.00	\$45.00		194034	\$35.00
	1/16 oz	12037	\$90.00	12183	\$90.00	12318	\$90.00	\$55.00	\$45.00		189237	\$36.00
Leaf	0.001 lb	12007	\$90.00	12153	\$90.00	12291	\$90.00	\$55.00	\$45.00		-	-
	0.002 lb	12009	\$90.00	12155	\$90.00	12293	\$90.00	\$55.00	\$45.00		-	-
	1/32 oz	12036	\$90.00	12182	\$90.00	12317	\$90.00	\$55.00	\$45.00		-	-

Leaf weights must ship in a vial.



Screw-knob Design



Leaf

Avoirdupois Kits

Class 4				Optional		Replacement Cases	
Weight	Kit Part #	Kit Price	Accredited Certificate			Part #	Price
50 lb	-	-	-			-	-
30 lb	82709	\$3,270.00	\$80.00			80743	\$211.00
25 lb	82708	\$2,760.00	\$80.00			80742	\$211.00
20 lb	82707	\$2,175.00	\$80.00			80741	\$211.00
10 lb	82706	\$1,275.00	\$80.00			Consult	Consult
5 lb	82715	\$942.00	\$80.00			190272	\$33.00
4 lb	82714	\$725.00	\$80.00			190268	\$33.00
3 lb	82713	\$556.00	\$80.00			190265	\$33.00
2 lb	82712	\$505.00	\$65.00			190261	\$33.00
1 lb	82711	\$237.00	\$65.00			189713	\$33.00
8 oz	82710	\$216.00	\$40.00			189638	\$33.00
0.5 lb	82698	\$227.00	\$40.00			189638	\$33.00
0.3 lb	118812	\$155.00	\$40.00			189633	\$33.00
0.2 lb	82697	\$115.00	\$40.00			189569	\$36.00
0.1 lb	82696	\$95.00	\$40.00			189508	\$36.00
0.05 lb	82695	\$90.00	\$40.00			189485	\$36.00
0.03 lb	118808	\$79.00	\$40.00			189478	\$36.00
0.02 lb	82694	\$90.00	\$40.00			189460	\$36.00
0.01 lb	82693	\$90.00	\$40.00			189349	\$36.00
0.005 lb	82692	\$90.00	\$40.00			189239	\$36.00
0.003 lb	118804	\$90.00	\$40.00			189234	\$36.00
4 oz	82705	\$115.00	\$40.00			189571	\$36.00
2 oz	82704	\$105.00	\$40.00			190126	\$33.00
1 oz	82703	\$95.00	\$40.00			189486	\$36.00
1/2 oz	82702	\$90.00	\$40.00			189478	\$36.00
1/4 oz	82701	\$90.00	\$40.00			189350	\$36.00
1/8 oz	82700	\$90.00	\$40.00			194034	\$35.00
1/16 oz	82699	\$90.00	\$40.00			189237	\$36.00
0.001 lb	80452	\$85.00	\$40.00			-	-
0.002 lb	80453	\$85.00	\$40.00			-	-
1/32 oz	80454	\$85.00	\$40.00			-	-

Additional Accessories

Part #	Description	Price
11714	Weight glove, white, cotton	\$6.00
11747	Lifting bar	\$17.00
11711	Weight tweezer	\$4.00
152414	Premium tweezer	\$37.00
36092	Statement of Accuracy	\$45.00
50038	Vial	\$4.00
80420	Capsule	\$4.00
25836	Serial number	\$16.00



Screw-knob Kit

Avoirdupois Individual Weights

Class 4				Optional		Replacement Cases	
Weight	Part #	Price	Accredited Certificate			Part #	Price
Screw Knob	50 lb	12438	\$4,425.00	-		-	-
	30 lb	12437	\$3,150.00	\$80.00		80743	\$211.00
	25 lb	12436	\$2,650.00	\$80.00		80742	\$211.00
	20 lb	12435	\$2,055.00	\$80.00		80741	\$211.00
	10 lb	12434	\$1,160.00	\$80.00		Consult	Consult
	5 lb	12433	\$895.00	\$80.00		190272	\$33.00
	4 lb	12432	\$690.00	\$80.00		190268	\$33.00
	3 lb	12431	\$525.00	\$80.00		190265	\$33.00
	2 lb	12430	\$485.00	\$65.00		190261	\$33.00
	1 lb	12429	\$227.00	\$65.00		189713	\$33.00
	8 oz	12428	\$206.00	\$40.00		189638	\$33.00
	0.5 lb	12419	\$216.00	\$40.00		189638	\$33.00
	0.3 lb	118521	\$137.00	\$40.00		189633	\$33.00
	0.2 lb	12418	\$105.00	\$40.00		189569	\$36.00
	0.1 lb	12417	\$85.00	\$40.00		189508	\$36.00
	0.05 lb	12413	\$90.00	\$40.00		189485	\$36.00
	0.03 lb	118517	\$90.00	\$40.00		189478	\$36.00
	0.02 lb	12408	\$90.00	\$40.00		189460	\$36.00
	0.01 lb	12406	\$85.00	\$40.00		189349	\$36.00
	0.005 lb	12400	\$85.00	\$40.00		189239	\$36.00
	0.003 lb	118513	\$85.00	\$40.00		189234	\$36.00
	4 oz	12427	\$100.00	\$40.00		189571	\$36.00
	2 oz	12426	\$95.00	\$40.00		190126	\$33.00
	1 oz	12425	\$85.00	\$40.00		189486	\$36.00
	1/2 oz	12424	\$90.00	\$40.00		189478	\$36.00
	1/4 oz	12423	\$90.00	\$40.00		189350	\$36.00
	1/8 oz	12422	\$90.00	\$40.00		194034	\$35.00
	1/16 oz	12421	\$90.00	\$40.00		189237	\$36.00
Leaf	0.001 lb	12394	\$79.00	\$40.00		-	-
	0.002 lb	12396	\$79.00	\$40.00		-	-
	1/32 oz	12420	\$79.00	\$40.00		-	-

For special kits-individual weights must ship in a case.



Screw-knob Design



Leaf

Standard Features

- ASTM Class 1 weights
- Polished stainless steel Type II design
- Sealing cavity
- Density is approximately 7.95 g/cm³
- Special PVC weight case or ABS case
- Precision tweezers included
- Configurations available ideal for calibration, shift tests and sensitivity tests
- Other configurations available by special order
- Meets USP-41 requirements for intermediate checks
- Includes ISO 17025 Accredited Certificate of Calibration

NEW Configurations



200 g PVC set shown,
other sets will vary

Weight	Part #	Kit Price
Class 0		
2 g, 200 mg, 1 mg	186177	\$325.00
5 g, 500 mg, 1 mg	186178	\$350.00
Class 1		
20 g, 2 g, 20 mg	186179	\$299.00
100 g, 10 g, 20 mg	186180	\$365.00
100 g, 10 g, 200 mg	186181	\$365.00
200 g, 20 g, 20 mg	186182	\$380.00
200 g, 20 g, 200 mg	186183	\$380.00
200 g, 20 g, 2 g	186184	\$399.00
500 g, 50 g, 200 mg	186185	\$510.00
500 g, 50 g, 2 g	186186	\$525.00
1 kg, 100 g, 2 g	186187	\$675.00
1 kg, 100 g, 20 g	186188	\$695.00
2 kg, 200 g, 2 g	186189	\$985.00
2 kg, 200 g, 20 g	186190	\$1,005.00
5 kg, 500 g, 2 g	186191	\$1,235.00
5 kg, 500 g, 20 g	186192	\$1,265.00
100 g, 10 g, 2 g	191089	\$390.00
500 g, 50 g, 20 mg	191091	\$560.00
50 g, 5 g, 200 mg	191092	\$380.00
50 g, 5 g, 2 g	191093	\$380.00
Additional Accessories		
Part #	Description	Price
11714	Weight glove, white cotton	\$6.00

Metric Sets

Range: 500mg

Class 0**			Replacement Cases	
Set Size	Part #	Price	Part #	Price
500 mg - 1 mg	45933	\$1,825.00	34699	\$105.00
500 mg - 1 mg*	96359	\$1,825.00	34699	\$105.00
500 mg - 10 mg	84141	\$1,350.00	34699	\$105.00
500 mg - 10 mg*	98191	\$1,350.00	34699	\$105.00
500 mg - 100 mg	45934	\$932.00	34699	\$105.00
500 mg - 100 mg*	96360	\$932.00	34699	\$105.00

** Accredited Certificate included, Statement of Accuracy not available for Class 0

Class 1			Class 2		Class 3		Optional		Optional		Replacement Cases***	
Set Size	Part #	Price	Part #	Price	Part #	Price	Accredited Certificate		Non-accredited Certificate		Part #	Price
500 mg - 1 mg	12445	\$563.00	11838	\$485.00	11946	\$470.00	\$470.00		\$375.00		11763	\$74.00
500 mg - 1 mg*	11910	\$563.00	12176	\$485.00	12313	\$470.00	\$470.00		\$375.00		11763	\$74.00
500 mg - 10 mg	12447	\$417.00	11848	\$390.00	11956	\$340.00	\$310.00		\$250.00		11763	\$74.00
500 mg - 10 mg*	11909	\$417.00	12175	\$390.00	12312	\$340.00	\$310.00		\$250.00		11763	\$74.00
500 mg - 100 mg	45952	\$390.00	45953	\$340.00	45954	\$273.00	\$155.00		\$125.00		11763	\$74.00
500 mg - 100 mg*	45944	\$400.00	45945	\$340.00	45946	\$273.00	\$155.00		\$125.00		11763	\$74.00

*** Includes leaf weight lid and tweezer

Class 4			Optional		Replacement Cases	
Set Size	Part #	Price	Accredited Certificate		Part #	Price
500 mg - 1 mg	12093	\$295.00	\$280.00		11763	\$74.00
500 mg - 1 mg*	12416*	\$295.00	\$280.00		11763	\$74.00
500 mg - 10 mg	12103	\$222.00	\$190.00		11763	\$74.00
500 mg - 10 mg*	12415*	\$222.00	\$190.00		11763	\$74.00
500 mg - 100 mg	45955	\$175.00	\$95.00		11763	\$74.00
500 mg - 100 mg*	45947*	\$175.00	\$95.00		11763	\$74.00

* 5-2-2-1 configuration



Set includes tweezer and glove

Weight Set Contents					
500 mg - 1 mg	500 mg - 1 mg*	500 mg - 10 mg	500 mg - 10 mg*	500 mg - 100 mg	500 mg - 100 mg*
1 - 500 mg	1 - 500 mg	1 - 500 mg	1 - 500 mg	1 - 500 mg	1 - 500 mg
1 - 300 mg	2 - 200 mg	1 - 300 mg	2 - 200 mg	1 - 300 mg	2 - 200 mg
1 - 200 mg	1 - 100 mg	1 - 200 mg	1 - 100 mg	1 - 200 mg	1 - 100 mg
1 - 100 mg	1 - 50 mg	1 - 100 mg	1 - 50 mg	1 - 100 mg	-
1 - 50 mg	2 - 20 mg	1 - 50 mg	2 - 20 mg	-	-
1 - 30 mg	1 - 10 mg	1 - 30 mg	1 - 10 mg	-	-
1 - 20 mg	1 - 5 mg	1 - 20 mg	-	-	-
1 - 10 mg	2 - 2 mg	1 - 10 mg	-	-	-
1 - 5 mg	1 - 1 mg	-	-	-	-
1 - 3 mg	-	-	-	-	-
1 - 2 mg	-	-	-	-	-
1 - 1 mg	-	-	-	-	-
Piece Count					
12	12	8	8	4	4
Total Weight					
1.221 g	1.11 g	1.21 g	1.11 g	1.1 g	0.8 g
Part #					
45933 -Class 0	96359 -Class 0	84141 -Class 0	98191 -Class 0	45934 -Class 0	96360 -Class 0
12445 -Class 1	11910 -Class 1	12447 -Class 1	11909 -Class 1	45952 -Class 1	45944 -Class 1
11838 -Class 2	12176 -Class 2	11848 -Class 2	12175 -Class 2	45953 -Class 2	45945 -Class 2
11946 -Class 3	12313 -Class 3	11956 -Class 3	12312 -Class 3	45954 -Class 3	45946 -Class 3
12093 -Class 4	12416 -Class 4	12103 -Class 4	12415 -Class 4	45955 -Class 4	45947 -Class 4

* 5-2-2-1 configuration

Additional Accessories		
Part #	Description	Price
36092	Statement of Accuracy	\$45.00
11714	Weight glove, white cotton	\$6.00
11711	Tweezer	\$4.00
152414	Premium tweezer	\$37.00
25836	Serial number	\$16.00

Metric Sets

Range: 20g

Class 0**			Replacement Cases	
Set Size	Part #	Price	Part #	Price
20 g - 1 mg	84154	\$2,495.00	49503	\$211.00
20 g - 5 mg	84149	\$2,665.00	49503	\$211.00
20 g - 10 mg	84148	\$2,485.00	49503	\$211.00
20 g - 100 mg	84146	\$1,865.00	49503	\$211.00
20 g - 1 g	84155	\$1,345.00	49503	\$211.00

** Accredited Certificate included, Statement of Accuracy not available for Class 0

Class 1			Class 2			Class 3			Optional	Optional	Replacement Cases	
Set Size	Part #	Price	Part #	Price	Part #	Price	Part #	Price	Accredited Certificate	Non-accredited Certificate	Part #	Price
20 g - 1 mg	12448	\$973.00	11853	\$810.00	11961	\$735.00		\$705.00		\$560.00	11596	\$153.00
20 g - 1 mg*	11908	\$973.00	12174	\$810.00	12311	\$735.00		\$705.00		\$560.00	11588	\$153.00
20 g - 5 mg	12450	\$835.00	11858	\$720.00	11966	\$660.00		\$595.00		\$470.00	11596	\$153.00
20 g - 5 mg*	11907	\$835.00	12172	\$720.00	12309	\$660.00		\$595.00		\$470.00	11588	\$153.00
20 g - 10 mg	12451	\$800.00	11863	\$655.00	11971	\$595.00		\$545.00		\$440.00	11596	\$153.00
20 g - 10 mg*	11906	\$800.00	12171	\$655.00	22188	\$595.00		\$545.00		\$440.00	11588	\$153.00
20 g - 100 mg	84145	\$680.00	84144	\$572.00	84143	\$535.00		\$390.00		\$310.00	11596	\$153.00
20 g - 100 mg*	11905	\$680.00	12170	\$572.00	22187	\$535.00		\$390.00		\$310.00	11588	\$153.00
20 g - 1 g	12452	\$563.00	11868	\$485.00	11976	\$423.00		\$235.00		\$190.00	11596	\$153.00
20 g - 1 g*	11904	\$563.00	12169	\$485.00	22186	\$423.00		\$235.00		\$190.00	11588	\$153.00

Class 4			Optional	Replacement Cases	
Set Size	Part #	Price	Accredited Certificate	Part #	Price
20 g - 1 mg	12108	\$556.00	\$430.00	11596	\$153.00
20 g - 1 mg	12414*	\$556.00	\$430.00	11588	\$153.00
20 g - 5 mg	12113	\$515.00	\$355.00	11596	\$153.00
20 g - 5 mg	12412*	\$515.00	\$355.00	11588	\$153.00
20 g - 10 mg	12118	\$495.00	\$325.00	11596	\$153.00
20 g - 10 mg	12411*	\$495.00	\$325.00	11588	\$153.00
20 g - 100 mg	84142	\$412.00	\$235.00	11596	\$153.00
20 g - 100 mg	12410*	\$412.00	\$235.00	11588	\$153.00
20 g - 1 g	12123	\$335.00	\$140.00	11596	\$153.00
20 g - 1 g	12409*	\$335.00	\$140.00	11588	\$153.00

* 5-2-2-1 configuration



Set includes lifting device and gloves

Weight Set Contents									
20 g - 1 mg	20 g - 1 mg*	20 g - 5 mg	20 g - 5 mg*	20 g - 10 mg	20 g - 10 mg*	20 g - 100 mg	20 g - 100 mg*	20 g - 1 g	20 g - 1 g*
1 - 20 g	1 - 20 g	1 - 20 g	1 - 20 g	1 - 20 g	1 - 20 g	1 - 20 g	1 - 20 g	1 - 20 g	1 - 20 g
1 - 10 g	1 - 10 g	1 - 10 g	1 - 10 g	1 - 10 g	1 - 10 g	1 - 10 g	1 - 10 g	1 - 10 g	1 - 10 g
1 - 5 g	1 - 5 g	1 - 5 g	1 - 5 g	1 - 5 g	1 - 5 g	1 - 5 g	1 - 5 g	1 - 5 g	1 - 5 g
1 - 3 g	2 - 2 g	1 - 3 g	2 - 2 g	1 - 3 g	2 - 2 g	1 - 3 g	2 - 2 g	1 - 3 g	2 - 2 g
1 - 2 g	1 - 1 g	1 - 2 g	1 - 1 g	1 - 2 g	1 - 1 g	1 - 2 g	1 - 1 g	1 - 2 g	1 - 1 g
1 - 1 g	1 - 500 mg	1 - 1 g	1 - 500 mg	1 - 1 g	1 - 500 mg	1 - 1 g	1 - 500 mg	1 - 1 g	-
1 - 500 mg	2 - 200 mg	1 - 500 mg	2 - 200 mg	1 - 500 mg	2 - 200 mg	1 - 500 mg	2 - 200 mg	-	-
1 - 300 mg	1 - 100 mg	1 - 300 mg	1 - 100 mg	1 - 300 mg	1 - 100 mg	1 - 300 mg	1 - 100 mg	-	-
1 - 200 mg	1 - 50 mg	1 - 200 mg	1 - 50 mg	1 - 200 mg	1 - 50 mg	1 - 200 mg	-	-	-
1 - 100 mg	2 - 20 mg	1 - 100 mg	2 - 20 mg	1 - 100 mg	2 - 20 mg	1 - 100 mg	-	-	-
1 - 50 mg	1 - 10 mg	1 - 50 mg	1 - 10 mg	1 - 50 mg	1 - 10 mg	-	-	-	-
1 - 30 mg	1 - 5 mg	1 - 30 mg	1 - 5 mg	1 - 30 mg	-	-	-	-	-
1 - 20 mg	2 - 2 mg	1 - 20 mg	-	1 - 20 mg	-	-	-	-	-
1 - 10 mg	1 - 1 mg	1 - 10 mg	-	1 - 10 mg	-	-	-	-	-
1 - 5 mg	-	1 - 5 mg	-	-	-	-	-	-	-
1 - 3 mg	-	-	-	-	-	-	-	-	-
1 - 2 mg	-	-	-	-	-	-	-	-	-
1 - 1 mg	-	-	-	-	-	-	-	-	-
Piece Count									
18	18	15	15	14	14	10	10	6	6
Total Weight									
42.221 g	42.221 g	42.215 g	42.215 g	42.421 g	41.1 g	41 g	41 g	42.105 g	40 g
Part #									
84154-Class 0	-	84149-Class 0	-	84148-Class 0	-	84146-Class 0	-	84155-Class 0	-
12448-Class 1	11908-Class 1	12450-Class 1	11907-Class 1	12451-Class 1	11906-Class 1	84145-Class 1	11905-Class 1	12452-Class 1	11904-Class 1
11853-Class 2	12174-Class 2	11858-Class 2	12172-Class 2	11863-Class 2	12171-Class 2	84144-Class 2	12170-Class 2	11868-Class 2	12169-Class 2
11961-Class 3	12311-Class 3	11966-Class 3	12309-Class 3	11971-Class 3	22188-Class 3	84143-Class 3	22187-Class 3	11976-Class 3	22186-Class 3
12108-Class 4	12414-Class 4	12113-Class 4	12412-Class 4	12118-Class 4	12411-Class 4	84142-Class 4	12410-Class 4	12123-Class 4	12409-Class 4

* 5-2-2-1 configuration

Additional Accessories		
Part #	Description	Price
36092	Statement of Accuracy	\$45.00
11714	Weight glove, white cotton	\$6.00
11711	Tweezer	\$4.00
152414	Premium tweezer	\$37.00
25836	Serial number	\$16.00
11755	Leaf weight cover	\$37.00

Metric Sets

Range: 50g

Class 0**			Replacement Cases	
Set Size	Part #	Price	Part #	Price
50 g - 1 mg	84177	\$3,225.00	49503	\$211.00
50 g - 5 mg	84176	\$2,997.00	49503	\$211.00
50 g - 10 mg	84164	\$2,714.00	49503	\$211.00
50 g - 100 mg	84163	\$2,065.00	49503	\$211.00
50 g - 1 g	84178	\$1,615.00	49503	\$211.00

** Accredited Certificate included, Statement of Accuracy not available for Class 0

Class 1		Class 2		Class 3		Optional		Optional		Replacement Cases	
Set Size	Part #	Price	Part #	Price	Part #	Price	Accredited Certificate	Non-accredited Certificate		Part #	Price
50 g - 1 mg	12453	\$958.00	11873	\$840.00	11982	\$790.00	\$790.00	\$630.00		11596	\$153.00
50 g - 1 mg	11903	\$958.00	12167*	\$840.00	22288*	\$790.00	\$790.00	\$630.00		11588	\$153.00
50 g - 5 mg	12454	\$895.00	11879	\$767.00	11988	\$695.00	\$670.00	\$530.00		11596	\$153.00
50 g - 5 mg	11902	\$89.00	12165*	\$767.00	22182*	\$695.00	\$670.00	\$530.00		11588	\$153.00
50 g - 10 mg	12455	\$840.00	11880	\$730.00	11989	\$670.00	\$630.00	\$500.00		11596	\$153.00
50 g - 10 mg	11900	\$840.00	12163*	\$730.00	22181*	\$670.00	\$630.00	\$500.00		11588	\$153.00
50 g - 100 mg	84159	\$730.00	84160	\$585.00	84161	\$556.00	\$470.00	\$375.00		11596	\$153.00
50 g - 100 mg	11899	\$730.00	12162*	\$585.00	12300*	\$556.00	\$470.00	\$375.00		11588	\$153.00
50 g - 1 g	12456	\$603.00	11890	\$525.00	12004	\$480.00	\$310.00	\$250.00		11596	\$153.00
50 g - 1 g*	11898	\$613.00	12161*	\$525.00	12299*	\$480.00	\$310.00	\$250.00		11588	\$153.00

Class 4		Optional		Replacement Cases	
Set Size	Part #	Price	Accredited Certificate	Part #	Price
50 g - 1 mg	12128	\$670.00	\$475.00	11596	\$153.00
50 g - 1 mg*	12407	\$670.00	\$475.00	11588	\$153.00
50 g - 5 mg	12134	\$610.00	\$400.00	11596	\$153.00
50 g - 5 mg*	12405	\$610.00	\$400.00	11588	\$153.00
50 g - 10 mg	12135	\$587.00	\$380.00	11596	\$153.00
50 g - 10 mg *	12404	\$587.00	\$380.00	11588	\$153.00
50 g - 100 mg	84162	\$505.00	\$280.00	11596	\$153.00
50 g - 100 mg *	12403	\$505.00	\$280.00	11588	\$153.00
50 g - 1 g	12150	\$423.00	\$190.00	11596	\$153.00
50 g - 1 g*	12402	\$423.00	\$190.00	11588	\$153.00

* 5-2-2-1 configuration



Set includes lifting device and gloves

Weight Set Contents									
50 g - 1 mg	50 g - 1 mg*	50 g - 5 mg	50 g - 5 mg*	50 g - 10 mg	50 g - 10 mg*	50 g - 100 mg	50 g - 100 mg*	50 g - 1 g	50 g - 1 g*
1 - 50 g	1 - 50 g	1 - 50 g	1 - 50 g	1 - 50 g	1 - 50 g	1 - 50 g	1 - 50 g	1 - 50 g	1 - 50 g
1 - 30 g	2 - 20 g	1 - 30 g	2 - 20 g	1 - 30 g	2 - 20 g	1 - 30 g	2 - 20 g	1 - 30 g	2 - 20 g
1 - 20 g	1 - 10 g	1 - 20 g	1 - 10 g	1 - 20 g	1 - 10 g	1 - 20 g	1 - 10 g	1 - 20 g	1 - 10 g
1 - 10 g	1 - 5 g	1 - 10 g	1 - 5 g	1 - 10 g	1 - 5 g	1 - 10 g	1 - 5 g	1 - 10 g	1 - 5 g
1 - 5 g	2 - 2 g	1 - 5 g	2 - 2 g	1 - 5 g	2 - 2 g	1 - 5 g	2 - 2 g	1 - 5 g	2 - 2 g
1 - 3 g	1 - 1 g	1 - 3 g	1 - 1 g	1 - 3 g	1 - 1 g	1 - 3 g	1 - 1 g	1 - 3 g	1 - 1 g
1 - 2 g	1 - 500 mg	1 - 2 g	1 - 500 mg	1 - 2 g	1 - 500 mg	1 - 2 g	1 - 500 mg	1 - 2 g	-
1 - 1 g	2 - 200 mg	1 - 1 g	2 - 200 mg	1 - 1 g	2 - 200 mg	1 - 1 g	2 - 200 mg	1 - 1 g	-
1 - 500 mg	1 - 100 mg	1 - 500 mg	1 - 100 mg	1 - 500 mg	1 - 100 mg	1 - 500 mg	1 - 100 mg	-	-
1 - 300 mg	1 - 50 mg	1 - 300 mg	1 - 50 mg	1 - 300 mg	1 - 50 mg	1 - 300 mg	-	-	-
1 - 200 mg	2 - 20 mg	1 - 200 mg	2 - 20 mg	1 - 200 mg	2 - 20 mg	1 - 200 mg	-	-	-
1 - 100 mg	1 - 10 mg	1 - 100 mg	1 - 10 mg	1 - 100 mg	1 - 10 mg	1 - 100 mg	-	-	-
1 - 50 mg	1 - 5 mg	1 - 50 mg	1 - 5 mg	1 - 50 mg	-	-	-	-	-
1 - 30 mg	2 - 2 mg	1 - 30 mg	-	1 - 30 mg	-	-	-	-	-
1 - 20 mg	1 - 1 mg	1 - 20 mg	-	1 - 20 mg	-	-	-	-	-
1 - 10 mg	-	1 - 10 mg	-	1 - 10 mg	-	-	-	-	-
1 - 5 mg	-	1 - 5 mg	-	-	-	-	-	-	-
1 - 3 mg	-	-	-	-	-	-	-	-	-
1 - 2 mg	-	-	-	-	-	-	-	-	-
1 - 1 mg	-	-	-	-	-	-	-	-	-
Piece Count									
20	20	17	17	16	16	12	12	8	8
Total Weight									
122.221 g	111.11 g	122.215 g	111.105 g	122.21 g	111.1 g	122.1 g	111 g	121 g	110 g
Part #									
84177-Class 0	-	84176-Class 0	-	84164-Class 0	-	84163-Class 0	-	84178-Class 0	-
12453-Class 1	11903-Class 1	12454-Class 1	11902-Class 1	12455-Class 1	11900-Class 1	84159-Class 1	11899-Class 1	12456-Class 1	11898-Class 1
11873-Class 2	12167-Class 2	11879-Class 2	12165-Class 2	11880-Class 2	12163-Class 2	84160-Class 2	12162-Class 2	11890-Class 2	12161-Class 2
11982-Class 3	22288-Class 3	11988-Class 3	22182-Class 3	11989-Class 3	22181-Class 3	84161-Class 3	12300-Class 3	12004-Class 3	12299-Class 3
12128-Class 4	12407-Class 4	12134-Class 4	12405-Class 4	12135-Class 4	12404-Class 4	84162-Class 4	12403-Class 4	12150-Class 4	12402-Class 4

* 5-2-2-1 configuration

Additional Accessories		
Part #	Description	Price
36092	Statement of Accuracy	\$45.00
11714	Weight glove, white cotton	\$6.00
11711	Tweezer	\$4.00
152414	Premium tweezer	\$37.00
25836	Serial number	\$16.00
11755	Leaf weight cover	\$37.00

Metric Sets

Range: 100g

Class 0**		
Set Size	Part #	Price
100 g - 1 mg	45930	\$3,540.00
100 g - 5 mg	84211	\$3,085.00
100 g - 10 mg	84212	\$2,860.00
100 g - 100 mg	45931	\$2,370.00
100 g - 1 g	45932	\$1,720.00

** Accredited Certificate included, Statement of Accuracy not available for Class 0

Replacement Cases	
Part #	Price
49503	\$211.00
49503	\$211.00
49503	\$211.00
49503	\$211.00
49503	\$211.00

Class 1		Class 2		Class 3		Optional		Optional	Replacement Cases	
Set Size	Part #	Price	Part #	Price	Part #	Price	Accredited Certificate	Non-accredited Certificate	Part #	Price
100 g - 1 mg	12457	\$1,035.00	11901	\$900.00	12018	\$855.00	\$830.00	\$620.00	11596	\$153.00
100 g - 1 mg *	11897	\$1,035.00	12160	\$900.00	12298	\$855.00	\$830.00	\$620.00	11588	\$153.00
100 g - 5 mg	11911	\$922.00	12158	\$805.00	12031	\$757.00	\$705.00	\$540.00	11596	\$153.00
100 g - 5 mg*	11896	\$922.00	-	-	12296	\$757.00	\$705.00	\$540.00	11588	\$153.00
100 g - 10 mg	12460	\$900.00	11912	\$790.00	12035	\$752.00	\$670.00	\$530.00	11596	\$153.00
100 g - 10 mg*	11895	\$900.00	12157	\$790.00	12295	\$752.00	\$670.00	\$530.00	11588	\$153.00
100 g - 100 mg	45956	\$735.00	45957	\$767.00	45958	\$715.00	\$510.00	\$405.00	11596	\$153.00
100 g - 100 mg*	45948	\$735.00	45949	\$767.00	45950	\$715.00	\$510.00	\$405.00	11588	\$153.00
100 g - 1 g	12461	\$660.00	11913	\$660.00	12045	\$635.00	\$355.00	\$280.00	11596	\$153.00
100 g - 1 g*	11894	\$660.00	12156	\$650.00	12294	\$635.00	\$355.00	\$280.00	11588	\$153.00

Class 4		Optional		Replacement Cases	
Set Size	Part #	Price	Accredited Certificate	Part #	Price
100 g - 1 mg	12164	\$775.00	\$505.00	11596	\$153.00
100 g - 1 mg *	12401	\$775.00	\$505.00	11588	\$153.00
100 g - 5 mg	12177	\$757.00	\$430.00	11596	\$153.00
100 g - 5 mg*	12399	\$757.00	\$430.00	11588	\$153.00
100 g - 10 mg	12181	\$752.00	\$395.00	11596	\$153.00
100 g - 10 mg*	12398	\$752.00	\$395.00	11588	\$153.00
100 g - 100 mg	45959	\$630.00	\$305.00	11596	\$153.00
100 g - 100 mg*	45951	\$630.00	\$305.00	11588	\$153.00
100 g - 1 g	12191	\$550.00	\$215.00	11596	\$153.00
100 g - 1 g*	12397	\$550.00	\$215.00	11588	\$153.00

* 5-2-2-1 configuration



Set includes lifting device and gloves

Weight Set Contents									
100 g - 1 mg	100 g - 1 mg*	100 g - 5 mg	100 g - 5 mg*	100 g - 10 mg	100 g - 10 mg*	100 g - 100 mg	100 g - 100 mg*	100 g - 1 g	100 g - 1 g*
1 - 100g	1 - 100g	1 - 100 g	1 - 100 g	1 - 100g	1 - 100g	1 - 100 g	1 - 100g	1 - 100g	1 - 100g
1 - 50g	1 - 50g	1 - 50 g	1 - 50 g	1 - 50g	1 - 50g	1 - 50 g	1 - 50g	1 - 50g	1 - 50g
1 - 30g	2 - 20g	1 - 30g	2 - 20g	1 - 30g	2 - 20g	1 - 30g	2 - 20g	1 - 30g	2 - 20g
1 - 20g	1 - 10g	1 - 20g	1 - 10g	1 - 20g	1 - 10g	1 - 20g	1 - 10g	1 - 20g	1 - 10g
1 - 10g	1 - 5g	1 - 10g	1 - 5g	1 - 10g	1 - 5g	1 - 10g	1 - 5g	1 - 10g	1 - 5g
1 - 5g	2 - 2g	1 - 5g	2 - 2g	1 - 5g	2 - 2g	1 - 5g	2 - 2g	1 - 5g	2 - 2g
1 - 3g	1 - 1g	1 - 3g	1 - 1g	1 - 3g	1 - 1g	1 - 3g	1 - 1g	1 - 3g	1 - 1g
1 - 2g	1 - 500 mg	1 - 2g	1 - 500 mg	1 - 2g	1 - 500 mg	1 - 2g	1 - 500 mg	1 - 2g	-
1 - 1g	2 - 200 mg	1 - 1g	2 - 200 mg	1 - 1g	2 - 200 mg	1 - 1g	2 - 200 mg	1 - 1g	-
1 - 500 mg	1 - 100 mg	1 - 500 mg	1 - 100 mg	1 - 500 mg	1 - 100 mg	1 - 500 mg	1 - 100 mg	-	-
1 - 300 mg	1 - 50 mg	1 - 300 mg	1 - 50 mg	1 - 300 mg	1 - 50 mg	1 - 300 mg	-	-	-
1 - 200 mg	2 - 20 mg	1 - 200 mg	2 - 20 mg	1 - 200 mg	2 - 20 mg	1 - 200 mg	-	-	-
1 - 100 mg	1 - 10 mg	1 - 100 mg	1 - 10 mg	1 - 100 mg	1 - 10 mg	1 - 100 mg	-	-	-
1 - 50 mg	1 - 5 mg	1 - 50 mg	1 - 5 mg	1 - 50 mg	-	-	-	-	-
1 - 30 mg	2 - 2 mg	1 - 30 mg	-	1 - 30 mg	-	-	-	-	-
1 - 20 mg	1 - 1 mg	1 - 20 mg	-	1 - 20 mg	-	-	-	-	-
1 - 10 mg	-	1 - 10 mg	-	1 - 10 mg	-	-	-	-	-
1 - 5 mg	-	1 - 5 mg	-	-	-	-	-	-	-
1 - 3 mg	-	-	-	-	-	-	-	-	-
1 - 2 mg	-	-	-	-	-	-	-	-	-
1 - 1 mg	-	-	-	-	-	-	-	-	-
Piece Count									
21	21	18	18	17	17	13	13	9	9
Total Weight									
222.221 g	211.11 g	222.215 g	211.085 g	222.21 g	211.1 g	222.1 g	211 g	221 g	210 g
Part #									
45930-Class 0	-	84211-Class 0	-	84212-Class 0	-	45931-Class 0	-	45932-Class 0	-
12457-Class 1	11897-Class 1	11911-Class 1	11896-Class 1	12460-Class 1	11895-Class 1	45956-Class 1	45948-Class 1	12461-Class 1	11894-Class 1
11901-Class 2	12160-Class 2	12158-Class 2	-	11912-Class 2	12157-Class 2	45957-Class 2	45949-Class 2	11913-Class 2	12156-Class 2
12018-Class 3	12298-Class 3	12031-Class 3	12296-Class 3	12035-Class 3	12295-Class 3	45958-Class 3	45950-Class 3	12045-Class 3	12294-Class 3
12164-Class 4	12401-Class 4	12177-Class 4	12399-Class 4	12181-Class 4	12398-Class 4	45959-Class 4	45951-Class 4	12191-Class 4	12397-Class 4

* 5-2-2-1 configuration

Additional Accessories		
Part #	Description	Price
36092	Statement of Accuracy	\$45.00
11714	Weight glove, white cotton	\$6.00
11711	Tweezer	\$4.00
152414	Premium tweezer	\$37.00
25836	Serial number	\$16.00
11755	Leaf weight cover	\$37.00

Metric Sets

Range: 200g

Class 0**			Replacement Cases	
Set Size	Part #	Price	Part #	Price
200 g - 1 mg	45927	\$3,910.00	34645	\$283.00
200 g - 1 mg*	156298	\$3,910.00	34645	\$283.00
(2) 200 g - 1 mg*	87039	\$4,355.00	34645	\$283.00
200 g - 10 mg	84213	\$3,520.00	34645	\$283.00
(2) 200 g - 10 mg*	87038	\$3,780.00	34645	\$283.00
200 g - 100 mg	45928	\$3,055.00	34645	\$283.00
(2) 200 g - 100 mg*	87037	\$3,265.00	34645	\$283.00
200 g - 1 g	45929	\$2,045.00	34645	\$283.00
(2) 200 g - 1 g*	87040	\$2,430.00	34645	\$283.00

** Accredited Certificate included, Statement of Accuracy not available for Class 0

Class 1		Class 2		Class 3		Optional		Optional		Replacement Cases	
Set Size	Part #	Price	Part #	Price	Part #	Price	Accredited Certificate	Non-accredited Certificate		Part #	Price
200 g - 1 mg	12462	\$1,100.00	11914	\$1,055.00	12051	\$1,045.00	\$930.00	\$660.00		34645	\$283.00
200 g - 1 mg*	156299	\$1,100.00	156300	\$1,055.00	156301	\$1,045.00	\$930.00	\$660.00		34645	\$283.00
(2) 200 g - 1 mg*	87053	\$1,165.00	87054	\$1,110.00	87055	\$1,100.00	\$1,020.00	\$675.00		34645	\$283.00
200 g - 10 mg	12467	\$1,010.00	11916	\$865.00	12064	\$840.00	\$770.00	\$535.00		34645	\$283.00
(2) 200 g - 10 mg*	87049	\$1,155.00	87050	\$1,075.00	87051	\$1,050.00	\$870.00	\$625.00		34645	\$283.00
200 g - 100 mg	45960	\$970.00	45961	\$830.00	45962	\$767.00	\$610.00	\$450.00		34645	\$283.00
(2) 200 g - 100 mg*	87045	\$1,118.00	87046	\$1,050.00	87047	\$1,045.00	\$700.00	\$495.00		34645	\$283.00
200 g - 1 g	12468	\$820.00	11917	\$767.00	12065	\$762.00	\$450.00	\$325.00		34645	\$283.00
200 g - 1 g*	11893	\$820.00	12154	\$767.00	12292	\$762.00	\$450.00	\$325.00		34645	\$283.00
(2) 200 g - 1 g*	87057	\$932.00	87058	\$795.00	87059	\$790.00	\$540.00	\$370.00		34645	\$283.00

Class 4		Optional		Replacement Cases	
Set Size	Part #	Price	Accredited Certificate	Part #	Price
200 g - 1 mg	12197	\$820.00	\$530.00	34645	\$283.00
200 g - 1 mg*	156302	\$820.00	\$530.00	34645	\$283.00
(2) 200 g - 1 mg*	87056	\$895.00	\$560.00	34645	\$283.00
200 g - 10 mg	12210	\$780.00	\$440.00	34645	\$283.00
(2) 200 g - 10 mg*	87052	\$855.00	\$470.00	34645	\$283.00
200 g - 100 mg	45963	\$700.00	\$340.00	34645	\$283.00
(2) 200 g - 100 mg*	87048	\$820.00	\$375.00	34645	\$283.00
200 g - 1 g	12211	\$595.00	\$245.00	34645	\$283.00
200 g - 1 g*	12395	\$595.00	\$245.00	34645	\$283.00
(2) 200 g - 1 g*	87060	\$695.00	\$280.00	34645	\$283.00

* 5-2-2-1 configuration



Set includes lifting device and gloves

Weight Set Contents									
200 g - 1 mg	200 g - 1 mg*	(2) 200 g - 1 mg*	200 g - 10 mg	(2) 200 g - 10 mg*	200 g - 100 mg	(2) 200 g - 100 mg*	200 g - 1 g	200 g - 1 g*	(2) 200 g - 1 g*
1 - 200 g	1 - 200 g	2 - 200 g	1 - 200 g	2 - 200 g	1 - 200 g	2 - 200 g	1 - 200 g	1 - 200 g	2 - 200 g
1 - 100 g	1 - 100 g	1 - 100 g	1 - 100 g	1 - 100 g	1 - 100 g	1 - 100 g	1 - 100 g	1 - 100 g	1 - 100 g
1 - 50 g	1 - 50 g	1 - 50 g	1 - 50 g	1 - 50 g	1 - 50 g	1 - 50 g	1 - 50 g	1 - 50 g	1 - 50 g
1 - 30 g	2 - 20 g	2 - 20 g	1 - 30 g	2 - 20 g	1 - 30 g	2 - 20 g	1 - 30 g	2 - 20 g	2 - 20 g
1 - 20 g	1 - 10 g	1 - 10 g	1 - 20 g	1 - 10 g	1 - 20 g	1 - 10 g	1 - 20 g	1 - 10 g	1 - 10 g
1 - 10 g	1 - 5 g	1 - 5 g	1 - 10 g	1 - 5 g	1 - 10 g	1 - 5 g	1 - 10 g	1 - 5 g	1 - 5 g
1 - 5 g	2 - 2 g	2 - 2 g	1 - 5 g	2 - 2 g	1 - 5 g	2 - 2 g	1 - 5 g	2 - 2 g	2 - 2 g
1 - 3 g	1 - 1 g	1 - 1 g	1 - 3 g	1 - 1 g	1 - 3 g	1 - 1 g	1 - 3 g	1 - 1 g	1 - 1 g
1 - 2 g	1 - 500 mg	1 - 500 mg	1 - 2 g	1 - 500 mg	1 - 2 g	1 - 500 mg	1 - 2 g	-	-
1 - 1 g	2 - 200 mg	2 - 200 mg	1 - 1 g	2 - 200 mg	1 - 1 g	2 - 200 mg	1 - 1 g	-	-
1 - 500 mg	1 - 100 mg	1 - 100 mg	1 - 500 mg	1 - 100 mg	1 - 500 mg	1 - 100 mg	-	-	-
1 - 300 mg	1 - 50 mg	1 - 50 mg	1 - 300 mg	1 - 50 mg	1 - 300 mg	-	-	-	-
1 - 200 mg	2 - 20 mg	2 - 20 mg	1 - 200 mg	2 - 20 mg	1 - 200 mg	-	-	-	-
1 - 100 mg	1 - 10 mg	1 - 10 mg	1 - 100 mg	1 - 10 mg	1 - 100 mg	-	-	-	-
1 - 50 mg	1 - 5 mg	1 - 5 mg	1 - 50 mg	-	-	-	-	-	-
1 - 30 mg	2 - 2 mg	2 - 2 mg	1 - 30 mg	-	-	-	-	-	-
1 - 20 mg	1 - 1 mg	1 - 1 mg	1 - 20 mg	-	-	-	-	-	-
1 - 10 mg	-	-	1 - 10 mg	-	-	-	-	-	-
1 - 5 mg	-	-	-	-	-	-	-	-	-
1 - 3 mg	-	-	-	-	-	-	-	-	-
1 - 2 mg	-	-	-	-	-	-	-	-	-
1 - 1 mg	-	-	-	-	-	-	-	-	-
Piece Count									
22	22	23	18	19	14	15	10	10	11
Total Weight									
422.221 g	422.221 g	622.221 g	422.210 g	611.1 g	422.19 g	611 g	421 g	410 g	610 g
Part #									
45927 -Class 0	156298 -Class 0	87039 -Class 0	84213 -Class 0	87038 -Class 0	45928 -Class 0	87037 -Class 0	45929 -Class 0	-	87040 -Class 0
12462 -Class 1	156299 -Class 1	87053 -Class 1	12467 -Class 1	87049 -Class 1	45960 -Class 1	87045 -Class 1	12468 -Class 1	11893 -Class 1	87057 -Class 1
11914 -Class 2	156300 -Class 2	87054 -Class 2	11916 -Class 2	87050 -Class 2	45961 -Class 2	87046 -Class 2	11917 -Class 2	12154 -Class 2	87058 -Class 2
12051 -Class 3	156301 -Class 3	87055 -Class 3	12064 -Class 3	87051 -Class 3	45962 -Class 3	87047 -Class 3	12065 -Class 3	12292 -Class 3	87059 -Class 3
12197 -Class 4	156302 -Class 4	87056 -Class 4	12210 -Class 4	87052 -Class 4	45963 -Class 4	87048 -Class 4	12211 -Class 4	12395 -Class 4	87060 -Class 4

Case Insert Class 0

Size	Part #	Price
200 g - 1 mg	50431	\$105.00
(2) 200 g - 1 mg*	84473	\$340.00
(2) 200 g - 10 mg*	84473	\$340.00
(2) 200 g - 100 mg*	84473	\$340.00
200 g - 1 g	50430	\$105.00
(2) 200 - 1 g*	84472	\$340.00

Case Insert Class 1 - 4

Size	Part #	Price
200 g - 1 mg	11601	\$168.00
(2) 200 g - 1 g*	84465	\$168.00
(2) 200 g - 1 mg*	84464	\$168.00
200 g - 1 g*	11587	\$168.00

* 5-2-2-1 configuration

Additional Accessories

Part #	Description	Price
36092	Statement of Accuracy	\$45.00
11714	Weight glove, white cotton	\$6.00
11711	Tweezer	\$4.00
152414	Premium tweezer	\$37.00
25836	Serial number	\$16.00
11755	Leaf weight cover	\$37.00
50035	Weight forceps, plastic	\$37.00
11747	Lifter bar	\$17.00

Metric Sets

Range: 300 g and 500 g

Class 0**			Replacement Cases	
Set Size	Part #	Price	Part #	Price
500 g - 1 mg	45923	\$4,899.00	34645	\$283.00
500 g - 100 mg	45924	\$3,860.00	34645	\$283.00
500 g - 1 g	45925	\$3,195.00	34645	\$283.00
500 g - 100 g	45926	\$2,005.00	34645	\$283.00

** Accredited Certificate included, Statement of Accuracy not available Class 0

Class 1		Class 2		Class 3		Optional		Optional		Replacement Cases	
Set Size	Part #	Price	Part #	Price	Part #	Price	Accredited Certificate	Non-accredited Certificate		Part #	Price
300 g - 1 g	11892	\$1,375.00	12152	\$1,267.00	12290	\$1,210.00	\$540.00	\$370.00		34645	\$283.00
500 g - 1 mg	12469	\$2,280.00	11918	\$1,760.00	12066	\$1,720.00	\$1,120.00	\$715.00		34645	\$283.00
500 g - 100 mg	45964	\$2,220.00	45965	\$1,660.00	45966	\$1,570.00	\$800.00	\$535.00		34645	\$283.00
500 g - 1 g	12472	\$1,499.00	11921	\$1,375.00	12069	\$1,340.00	\$640.00	\$410.00		34645	\$283.00
500 g - 1 g*	11891	\$1,499.00	12151	\$1,375.00	12289	\$1,340.00	\$640.00	\$410.00		34645	\$283.00
500 g - 100 g	45968	\$1,060.00	45969	\$970.00	45970	\$953.00	\$325.00	\$165.00		34645	\$283.00

Class 4			Optional		Replacement Cases	
Set Size	Part #	Price	Accredited Certificate		Part #	Price
300 g - 1 g	12393	\$1,125.00	\$280.00		34645	\$283.00
500 g - 1 mg	12212	\$1,575.00	\$605.00		34645	\$283.00
500 g - 100 mg	45967	\$1,405.00	\$375.00		34645	\$283.00
500 g - 1 g	12215	\$1,235.00	\$310.00		34645	\$283.00
500 g - 1 g*	12392	\$1,235.00	\$310.00		34645	\$283.00
500 g - 100 g	45971	\$815.00	\$125.00		34645	\$283.00

* 5-2-2-1 configuration



Set includes lifting device and gloves PN 12151 500 g to 1 g

Metric Sets

Range: 300 g and 500 g

Weight Set Contents					
300 g - 1 g	500 g - 1 mg	500 g - 100 mg	500 g - 1 g	500 g - 1 g*	500 g - 100 g
1 - 300 g	1 - 500 g	1 - 500 g	1 - 500 g	1 - 500 g	1 - 500 g
1 - 200 g	1 - 300 g	1 - 300 g	1 - 300 g	2 - 200 g	1 - 300 g
1 - 100 g	1 - 200 g	1 - 200 g	1 - 200 g	1 - 100 g	1 - 200 g
1 - 50 g	1 - 100 g	1 - 100 g	1 - 100 g	1 - 50 g	1 - 100 g
1 - 30 g	1 - 50 g	1 - 50 g	1 - 50 g	2 - 20 g	-
1 - 20 g	1 - 30 g	1 - 30 g	1 - 30 g	1 - 10 g	-
1 - 10 g	1 - 20 g	1 - 20 g	1 - 20 g	1 - 5 g	-
1 - 5 g	1 - 10 g	1 - 10 g	1 - 10 g	2 - 2 g	-
1 - 3 g	1 - 5 g	1 - 5 g	1 - 5 g	1 - 1 g	-
1 - 2 g	1 - 3 g	1 - 3 g	1 - 3 g	-	-
1 - 1 g	1 - 2 g	1 - 2 g	1 - 2 g	-	-
-	1 - 1 g	1 - 1 g	1 - 1 g	-	-
-	1 - 500 mg	1 - 500 mg	-	-	-
-	1 - 300 mg	1 - 300 mg	-	-	-
-	1 - 200 mg	1 - 200 mg	-	-	-
-	1 - 100 mg	1 - 100 mg	-	-	-
-	1 - 50 mg	-	-	-	-
-	1 - 30 mg	-	-	-	-
-	1 - 20 mg	-	-	-	-
-	1 - 10 mg	-	-	-	-
-	1 - 5 mg	-	-	-	-
-	1 - 3 mg	-	-	-	-
-	1 - 2 mg	-	-	-	-
-	1 - 1 mg	-	-	-	-
Piece Count					
11	24	16	12	12	4
Total Weight					
721 g	1.222221 kg	1.2221 kg	1.221 kg	1.10 kg	1.1 kg
Part #					
-	45923-Class 0	45924-Class 0	45925-Class 0	-	45926-Class 0
11892-Class 1	12469-Class 1	45964-Class 1	12472-Class 1	11891-Class 1	45968-Class 1
12152-Class 2	11918-Class 2	45965-Class 2	11921-Class 2	12151-Class 2	45969-Class 2
12290-Class 3	12066-Class 3	45966-Class 3	12069-Class 3	12289-Class 3	45970-Class 3
12393-Class 4	12212-Class 4	45967-Class 4	12215-Class 4	12392-Class 4	45971-Class 4

* 5-2-2-1 configuration

Case Insert Class 0		
Size	Part #	Price
500 g - 1 mg	49500	\$222.00
500 g - 100 g	49501	\$175.00

Case Insert Class 1 - 4		
Size	Part #	Price
300 g - 1 g	11586	\$168.00
500 g - 1 mg	11602	\$168.00
500 g - 1 g*	11585	\$168.00

Additional Accessories		
Part #	Description	Price
36092	Statement of Accuracy	\$45.00
11714	Weight glove, white cotton	\$6.00
11711	Tweezer	\$4.00
152414	Premium tweezer	\$37.00
25836	Serial number	\$16.00
11755	Leaf weight cover	\$37.00
50035	Weight forceps, plastic	\$37.00
11747	Lifter bar	\$17.00

Metric Sets

Range: 1 kg

Class 0**			Replacement Cases	
Set Size	Part #	Price	Part #	Price
1 kg - 1 mg	45919	\$5,660.00	50437	\$1,555.00
1 kg - 100 mg	45920	\$4,670.00	50437	\$1,555.00
1 kg - 1 g	45921	\$3,925.00	50437	\$1,555.00
1 kg - 100 g	45922	\$2,865.00	50437	\$1,555.00

** Accredited Certificate included, Statement of Accuracy not available Class 0

Class 1			Class 2		Class 3		Optional	Optional	Replacement Cases	
Set Size	Part #	Price	Part #	Price	Part #	Price	Accredited Certificate	Non-accredited Certificate	Part #	Price
1 kg - 1 mg	12473	\$2,705.00	11922	\$2,485.00	12070	\$2,465.00	\$1,210.00	\$765.00	11603	\$1,555.00
1 kg - 100 mg	45972	\$2,655.00	45973	\$2,465.00	45974	\$2,415.00	\$900.00	\$525.00	11603	\$1,555.00
1 kg - 1 g	12476	\$2,415.00	11925	\$2,315.00	12073	\$2,210.00	\$730.00	\$455.00	11603	\$1,555.00
1 kg - 1 g*	11889	\$2,415.00	12149	\$2,315.00	12288	\$2,210.00	\$730.00	\$455.00	11584	\$1,350.00
1 kg - 100 g	45976	\$2,180.00	45977	\$2,135.00	45978	\$2,090.00	\$415.00	\$205.00	11603	\$1,555.00

Class 4			Optional	Replacement Cases	
Set Size	Part #	Price	Accredited Certificate	Part #	Price
1 kg - 1 mg	12216	\$2,240.00	\$630.00	11603	\$1,555.00
1 kg - 100 mg	45975	\$2,205.00	\$445.00	11603	\$1,555.00
1 kg - 1 g	12219	\$2,158.00	\$350.00	11603	\$1,555.00
1 kg - 1 g*	12391	\$2,090.00	\$350.00	11605	\$1,350.00
1 kg - 100 g	45979	\$1,855.00	\$155.00	11603	\$1,555.00

* 5-2-2-1 configuration



Set includes lifting device and gloves PN 12473 1 kg to 1 mg

Weight Set Contents				
1 kg - 1 mg	1 kg - 100 mg	1 kg - 1 g	1 kg - 1 g*	1 kg - 100 g
1 - 1 kg	1 - 1 kg	1 - 1 kg	1 - 1 kg	1 - 1 kg
1 - 500g	1 - 500g	1 - 500g	1 - 500g	1 - 500g
1 - 300g	1 - 300g	1 - 300g	2 - 200g	1 - 300g
1 - 200g	1 - 200g	1 - 200g	1 - 100g	1 - 200g
1 - 100g	1 - 100g	1 - 100g	1 - 50g	1 - 100g
1 - 50g	1 - 50g	1 - 50g	2 - 20g	-
1 - 30g	1 - 30g	1 - 30g	1 - 10g	-
1 - 20g	1 - 20g	1 - 20g	1 - 5g	-
1 - 10g	1 - 10g	1 - 10g	2 - 2g	-
1 - 5g	1 - 5g	1 - 5g	1 - 1g	-
1 - 3g	1 - 3g	1 - 3g	-	-
1 - 2g	1 - 2g	1 - 2g	-	-
1 - 1g	1 - 1g	1 - 1g	-	-
1 - 500 mg	1 - 500 mg	-	-	-
1 - 300 mg	1 - 300 mg	-	-	-
1 - 200 mg	1 - 200 mg	-	-	-
1 - 100 mg	1 - 100 mg	-	-	-
1 - 50 mg	-	-	-	-
1 - 30 mg	-	-	-	-
1 - 20 mg	-	-	-	-
1 - 10 mg	-	-	-	-
1 - 5 mg	-	-	-	-
1 - 3 mg	-	-	-	-
1 - 2 mg	-	-	-	-
1 - 1 mg	-	-	-	-
Piece Count				
25	17	13	13	5
Total Weight				
2.222221 kg	2.2221 kg	2.221 kg	2.11 kg	2.1 kg
Part #				
45919-Class 0	45920-Class 0	45921-Class 0	-	45922-Class 0
12473-Class 1	45972-Class 1	12476-Class 1	11889-Class 1	45976-Class 1
11922-Class 2	45973-Class 2	11925-Class 2	12149-Class 2	45977-Class 2
12070-Class 3	45974-Class 3	12073-Class 3	12288-Class 3	45978-Class 3
12216-Class 4	45975-Class 4	12219-Class 4	12391-Class 4	45979-Class 4

* 5-2-2-1 configuration

Secondary Case Class 1, 2, 3 and 4		
Size	Part #	Price
100 g - 1 mg	11596	\$153.00
100 g - 1 mg*	11588	\$153.00

Secondary Case Class 0		
Size	Part #	Price
100 g - 1 mg	49503	\$211.00

Case Insert Classes 1-4		
Size	Part #	Price
100 g	46380	\$100.00

Additional Accessories		
Part #	Description	Price
36092	Statement of Accuracy	\$45.00
11714	Weight glove, white cotton	\$6.00
11711	Tweezer	\$4.00
152414	Premium tweezer	\$37.00
25836	Serial number	\$16.00
11755	Leaf weight cover	\$37.00
50035	Weight forceps, plastic	\$37.00
11747	Lifter bar	\$17.00
50000	Tong assembly, Class 0	\$64.00

Metric Sets

Range: 2 kg

Class 0**		
Set Size	Part #	Price
2 kg - 1 mg	45915	\$7,240.00
(2) 2 kg - 1 mg*	87043	\$8,680.00
(2) 2 kg - 10 mg*	87042	\$8,220.00
2 kg - 100 mg	45916	\$6,950.00
(2) 2 kg - 100 mg	87041	\$7,675.00
2 kg - 1 g	45917	\$5,210.00
(2) 2 kg - 1 g	87044	\$6,725.00
2 kg - 100 g	45918	\$4,200.00

Replacement Cases	
Part #	Price
50439	\$1,580.00
84474	\$1,680.00
84474	\$1,680.00
50439	\$1,580.00
84474	\$1,680.00
50439	\$1,580.00
84474	\$1,680.00
50438	\$1,580.00

** Accredited Certificate included, Statement of Accuracy not available for Class 0

Class 1		Class 2		Class 3		Optional		Optional		Replacement Cases	
Set Size	Part #	Price	Part #	Price	Part #	Price	Accredited Certificate	Non-accredited Certificate		Part #	Price
2 kg - 1 mg	12477	\$3,475.00	11926	\$3,095.00	12074	\$3,045.00	\$1,310.00	\$900.00		11604	\$1,350.00
(2) 2 kg - 1 mg*	87069	\$3,875.00	87070	\$3,735.00	87071	\$3,600.00	\$1,430.00	\$960.00		84463	\$1,360.00
(2) 2 kg - 10 mg*	87065	\$3,810.00	87066	\$3,470.00	87067	\$3,320.00	\$1,270.00	\$830.00		84463	\$1,360.00
2 kg - 100 mg	45980	\$3,695.00	45981	\$3,245.00	45982	\$3,175.00	\$1,000.00	\$640.00		11604	\$1,350.00
(2) 2 kg - 100 mg*	87061	\$3,780.00	87062	\$3,350.00	87063	\$3,175.00	\$1,120.00	\$700.00		84463	\$1,360.00
2 kg - 1 g	12480	\$2,935.00	11929	\$2,765.00	12077	\$2,710.00	\$840.00	\$510.00		11604	\$1,350.00
2 kg - 1 g*	11888	\$2,935.00	12148	\$2,765.00	12287	\$2,710.00	\$840.00	\$510.00		11583	\$1,555.00
(2) 2 kg - 1 g*	87073	\$3,610.00	87074	\$3,335.00	87075	\$3,235.00	\$960.00	\$570.00		84463	\$1,360.00
2 kg - 100 g	45984	\$2,835.00	45985	\$2,710.00	45986	\$2,545.00	\$520.00	\$260.00		11604	\$1,350.00

Class 4			Optional
Set Size	Part #	Price	Accredited Certificate
2 kg - 1 mg	12220	\$2,715.00	\$640.00
(2) 2 kg - 1 mg*	87072	\$3,320.00	\$730.00
(2) 2 kg - 10 mg*	87068	\$3,035.00	\$640.00
2 kg - 100 mg	45983	\$3,150.00	\$490.00
(2) 2 kg - 100 mg*	87064	\$3,005.00	\$540.00
2 kg - 1 g	12223	\$2,600.00	\$395.00
2 kg - 1 g*	12390	\$2,600.00	\$395.00
(2) 2 kg - 1 g*	87076	\$2,815.00	\$450.00
2 kg - 100 g	45987	\$2,430.00	\$210.00

Replacement Cases	
Part #	Price
11604	\$1,350.00
84463	\$1,360.00
84463	\$1,360.00
11604	\$1,350.00
84463	\$1,360.00
11604	\$1,350.00
11583	\$1,555.00
84463	\$1,360.00
11604	\$1,350.00

* 5-2-2-1 configuration



Set includes lifting device and gloves

Weight Set Contents								
2 kg - 1 mg	(2) 2 kg - 1 mg*	(2) 2 kg - 10 mg*	2 kg - 100 mg	(2) 2 kg - 100 mg*	2 kg - 1 g	2 kg - 1 g*	(2) 2 kg - 1 g*	2 kg - 100 g
1 - 2 kg	2 - 2 kg	2 - 2 kg	1 - 2 kg	2 - 2 kg	1 - 2 kg	1 - 2 kg	2 - 2 kg	1 - 2 kg
1 - 1 kg	1 - 1 kg	1 - 1 kg	1 - 1 kg	1 - 1 kg	1 - 1 kg	1 - 1 kg	1 - 1 kg	1 - 1 kg
1 - 500 g	1 - 500 g	1 - 500 g	1 - 500 g	1 - 500 g	1 - 500 g	1 - 500 g	1 - 500 g	1 - 500 g
1 - 300 g	2 - 200 g	2 - 200 g	1 - 300 g	2 - 200 g	1 - 300 g	2 - 200 g	2 - 200 g	1 - 300 g
1 - 200 g	1 - 100 g	1 - 100 g	1 - 200 g	1 - 100 g	1 - 200 g	1 - 100 g	1 - 100 g	1 - 200 g
1 - 100 g	1 - 50 g	1 - 50 g	1 - 100 g	1 - 50 g	1 - 100 g	1 - 50 g	1 - 50 g	1 - 100 g
1 - 50 g	2 - 20 g	2 - 20 g	1 - 50 g	2 - 20 g	1 - 50 g	2 - 20 g	2 - 20 g	-
1 - 30 g	1 - 10 g	1 - 10 g	1 - 30 g	1 - 10 g	1 - 30 g	1 - 10 g	1 - 10 g	-
1 - 20 g	1 - 5 g	1 - 5 g	1 - 20 g	1 - 5 g	1 - 20 g	1 - 5 g	1 - 5 g	-
1 - 10 g	2 - 2 g	2 - 2 g	1 - 10 g	2 - 2 g	1 - 10 g	2 - 2 g	2 - 2 g	-
1 - 5 g	1 - 1 g	1 - 1 g	1 - 5 g	1 - 1 g	1 - 5 g	1 - 1 g	1 - 1 g	-
1 - 3 g	1 - 500 mg	1 - 500 mg	1 - 3 g	1 - 500 mg	1 - 3 g	-	-	-
1 - 2 g	2 - 200 mg	2 - 200 mg	1 - 2 g	2 - 200 mg	1 - 2 g	-	-	-
1 - 1 g	1 - 100 mg	1 - 100 mg	1 - 1 g	1 - 100 mg	1 - 1 g	-	-	-
1 - 500 mg	1 - 50 mg	1 - 50 mg	1 - 500 mg	-	-	-	-	-
1 - 300 mg	2 - 20 mg	2 - 20 mg	1 - 300 mg	-	-	-	-	-
1 - 200 mg	1 - 10 mg	1 - 10 mg	1 - 200 mg	-	-	-	-	-
1 - 100 mg	1 - 5 mg	-	1 - 100 mg	-	-	-	-	-
1 - 50 mg	2 - 2 mg	-	-	-	-	-	-	-
1 - 30 mg	1 - 1 mg	-	-	-	-	-	-	-
1 - 20 mg	-	-	-	-	-	-	-	-
1 - 10 mg	-	-	-	-	-	-	-	-
1 - 5 mg	-	-	-	-	-	-	-	-
1 - 3 mg	-	-	-	-	-	-	-	-
1 - 2 mg	-	-	-	-	-	-	-	-
1 - 1 mg	-	-	-	-	-	-	-	-
Piece Count								
26	27	23	18	19	14	14	15	6
Total Weight								
4.222221 kg	6.222221 kg	6.22 kg	4.2221 kg	6.2221 kg	4.11 kg	4.11 kg	6.221 kg	4.1 kg
Part #								
45915-Class 0	87043-Class 0	87042-Class 0	45916-Class 0	87041-Class 0	45917-Class 0	-	87044-Class 0	45918-Class 0
12477-Class 1	87069-Class 1	87065-Class 1	45980-Class 1	87061-Class 1	12480-Class 1	11888-Class 1	87073-Class 1	45984-Class 1
11926-Class 2	87070-Class 2	87066-Class 2	45981-Class 2	87062-Class 2	11929-Class 2	12148-Class 2	87074-Class 2	45985-Class 2
12074-Class 3	87071-Class 3	87067-Class 3	45982-Class 3	87063-Class 3	12077-Class 3	12287-Class 3	87075-Class 3	45986-Class 3
12220-Class 4	87072-Class 4	87068-Class 4	45983-Class 4	87064-Class 4	12223-Class 4	12390-Class 4	87076-Class 4	45987-Class 4

* 5-2-2-1 configuration

Secondary Case Class 0		
Size	Part #	Price
100 g - 1 mg*	34697	\$190.00
100 g - 1 mg	49503	\$211.00

Secondary Case Classes 1 - 4		
Size	Part #	Price
100 g - 1 mg*	11588	\$153.00
100 g - 1 mg	11596	\$153.00

Case Insert (Wooden)		
Size	Part #	Price
100 g	46380	\$100.00

Additional Accessories		
Part #	Description	Price
36092	Statement of Accuracy	\$45.00
11714	Weight glove, white cotton	\$6.00
11711	Tweezer	\$4.00
152414	Premium tweezer	\$37.00
25836	Serial number	\$16.00
11755	Leaf weight cover	\$37.00
50035	Weight forceps, plastic	\$37.00
11747	Lifter bar	\$17.00
11712	Lifter bar, large handle	\$63.00
50000	Tong assembly, Class 0	\$64.00
50037	Lifter (Class 0 and OIML 2 and 5 kg)	\$47.00

Metric Sets

Range: 3 kg and 5 kg

Class 0**			Replacement Cases	
Set Size	Part #	Price	Part #	Price
5 kg - 1 mg	45910	\$9,820.00	49495	\$1,580.00
5 kg - 100 mg	45911	\$9,195.00	49495	\$1,580.00
5 kg - 1 g	45912	\$8,045.00	49495	\$1,580.00
5 kg - 100 g	45913	\$6,760.00	50440	\$1,520.00

** Accredited Certificate included, Statement of Accuracy not available for Class 0

Class 1			Class 2			Class 3			Optional	Optional	Replacement Cases	
Set Size	Part #	Price	Part #	Price	Part #	Price	Part #	Price	Accredited Certificate	Non-accredited Certificate	Part #	Price
3 kg - 1 g	11887	\$3,847.00	12147	\$3,280.00	12286	\$3,270.00		\$960.00		\$570.00	11582	\$1,350.00
5 kg - 1 mg	12481	\$5,130.00	11930	\$4,535.00	12078	\$4,465.00		\$1,400.00		\$840.00	11605	\$1,350.00
5 kg - 1 mg*	114050	\$5,130.00	114051	\$4,535.00	114052	\$4,465.00		\$1,400.00		\$840.00	11581	\$1,350.00
5 kg - 100 mg	45988	\$4,850.00	45989	\$4,506.00	45990	\$4,330.00		\$1,225.00		\$765.00	11605	\$1,350.00
5 kg - 1 g	12484	\$4,555.00	11933	\$4,165.00	12081	\$4,165.00		\$1,075.00		\$635.00	11605	\$1,350.00
5 kg - 1 g *	11886	\$4,553.00	12146	\$4,165.00	12285	\$4,135.00		\$1,075.00		\$635.00	11581	\$1,350.00
5 kg - 100 g	45992	\$4,205.00	45993	\$3,815.00	45994	\$3,790.00		\$755.00		\$380.00	11605	\$1,350.00

Class 4			Optional		Replacement Cases	
Set Size	Part #	Price	Accredited Certificate		Part #	Price
3 kg - 1 g	12389	\$2,925.00	\$445.00		11582	\$1,350.00
5 kg - 1 mg	12224	\$4,038.00	\$780.00		11605	\$1,350.00
5 kg - 1 mg*	114053	\$4,038.00	\$780.00		11581	\$1,350.00
5 kg - 100 mg	45991	\$3,925.00	\$590.00		11605	\$1,350.00
5 kg - 1 g	12227	\$3,580.00	\$490.00		11605	\$1,350.00
5 kg - 1 g*	12388	\$3,580.00	\$490.00		11581	\$1,350.00
5 kg - 100 g	45995	\$3,275.00	\$300.00		11605	\$1,350.00

* 5-2-2-1 configuration



Set includes lifting device and gloves

Metric Sets

Range: 3 kg and 5 kg

Weight Set Contents						
3 kg - 1 g	5 kg - 1 mg	5 kg - 1 mg*	5 kg - 100 mg	5 kg - 1 g	5 kg - 1 g*	5 kg - 100 g
1 - 3 kg	1 - 5 kg	1 - 5 kg	1 - 5 kg	1 - 5 kg	1 - 5 kg	1 - 5 kg
1 - 2 kg	1 - 3 kg	2 - 2 kg	1 - 3 kg	1 - 3 kg	2 - 2 kg	1 - 3 kg
1 - 1 kg	1 - 2 kg	1 - 1 kg	1 - 2 kg	1 - 2 kg	1 - 1 kg	1 - 2 kg
1 - 500 g	1 - 1 kg	1 - 500 g	1 - 1 kg	1 - 1 kg	1 - 500 g	1 - 1 kg
1 - 300 g	1 - 500 g	2 - 200 g	1 - 500 g	1 - 500 g	2 - 200 g	1 - 500 g
1 - 200 g	1 - 300 g	1 - 100 g	1 - 300 g	1 - 300 g	1 - 100 g	1 - 300 g
1 - 100 g	1 - 200 g	1 - 50 g	1 - 200 g	1 - 200 g	1 - 50 g	1 - 200 g
1 - 50 g	1 - 100 g	2 - 20 g	1 - 100 g	1 - 100 g	2 - 20 g	1 - 100 g
1 - 30 g	1 - 50 g	1 - 10 g	1 - 50 g	1 - 50 g	1 - 10 g	-
1 - 20 g	1 - 30 g	1 - 5 g	1 - 30 g	1 - 30 g	1 - 5 g	-
1 - 10 g	1 - 20 g	2 - 2 g	1 - 20 g	1 - 20 g	2 - 2 g	-
1 - 5 g	1 - 10 g	1 - 1 g	1 - 10 g	1 - 10 g	1 - 1 g	-
1 - 3 g	1 - 5 g	1 - 500 mg	1 - 5 g	1 - 5 g	-	-
1 - 2 g	1 - 3 g	2 - 200 mg	1 - 3 g	1 - 3 g	-	-
1 - 1 g	1 - 2 g	1 - 100 mg	1 - 2 g	1 - 2 g	-	-
-	1 - 1 g	1 - 50 mg	1 - 1 g	1 - 1 g	-	-
-	1 - 500 mg	2 - 20 mg	1 - 500 mg	-	-	-
-	1 - 300 mg	1 - 10 mg	1 - 300 mg	-	-	-
-	1 - 200 mg	1 - 5 mg	1 - 200 mg	-	-	-
-	1 - 100 mg	2 - 2 mg	1 - 100 mg	-	-	-
-	1 - 50 mg	1 - 1 mg	-	-	-	-
-	1 - 30 mg	-	-	-	-	-
-	1 - 20 mg	-	-	-	-	-
-	1 - 10 mg	-	-	-	-	-
-	1 - 5 mg	-	-	-	-	-
-	1 - 3 mg	-	-	-	-	-
-	1 - 2 mg	-	-	-	-	-
-	1 - 1 mg	-	-	-	-	-
Piece Count						
15	28	28	20	16	16	8
Total Weight						
7.221 kg	12.222221 kg	12.23 kg	12.22 kg	12.221 kg	11.110 kg	12.1 kg
Part #						
-	45910 -Class 0	-	45911 -Class 0	45912 -Class 0	-	45913 -Class 0
11887 -Class 1	12481 -Class 1	114050 -Class 1	45988 -Class 1	12484 -Class 1	11886 -Class 1	45992 -Class 1
12147 -Class 2	11930 -Class 2	114051 -Class 2	45989 -Class 2	11933 -Class 2	12146 -Class 2	45993 -Class 2
12286 -Class 3	12078 -Class 3	114052 -Class 3	45990 -Class 3	12081 -Class 3	12285 -Class 3	45994 -Class 3
12389 -Class 4	12224 -Class 4	114053 -Class 4	45991 -Class 4	12227 -Class 4	12388 -Class 4	45995 -Class 4

* 5-2-2-1 configuration

Secondary Case Class 0		
Size	Part #	Price
100 g - 1 mg	49503	\$211.00

Secondary Case Classes 1 - 4		
Size	Part #	Price
100 g - 1 mg*	11588	\$153.00
100 g - 1 mg	11596	\$153.00

Case Insert (Wooden)		
Size	Part #	Price
100 g	46380	\$100.00

Additional Accessories		
Part #	Description	Price
36092	Statement of Accuracy	\$45.00
11714	Weight glove, white cotton	\$6.00
11711	Tweezer	\$4.00
152414	Premium tweezer	\$37.00
25836	Serial number	\$16.00
11755	Leaf weight cover	\$37.00
50035	Weight forceps, plastic	\$37.00
11747	Lifter bar	\$17.00
11712	Lifter bar, large handle	\$63.00
50000	Tong assembly, Class 0	\$64.00
50037	Lifter (Class 0 and OIML 2 and 5 kg)	\$47.00

Metric Sets

Range: 10kg

Class 0**		
Set Size	Part #	Price
10 kg - 1 mg	45905	\$12,790.00
10 kg - 100 mg	45906	\$12,135.00
10 kg - 1 g	45907	\$10,355.00
10 kg - 100 g	45908	\$10,265.00
10 kg - 1 kg	45909	\$8,085.00

** Accredited Certificate included, Statement of Accuracy not available for Class 0

Replacement Cases	
Part #	Price
50442	\$1,845.00
50442	\$1,845.00
50442	\$1,845.00
50442	\$1,845.00
50441	\$1,555.00

Class 1			Class 2		Class 3		Optional		Optional		Replacement Cases	
Set Size	Part #	Price	Part #	Price	Part #	Price	Accredited Certificate	Non-accredited Certificate	Part #	Price		
10 kg - 1 mg	12485	\$7,272.00	11934	\$6,965.00	12082	\$6,905.00	\$1,500.00	\$900.00	11606	\$1,813.00		
10 kg - 100 mg	45996	\$7,165.00	45997	\$6,840.00	45998	\$6,740.00	\$1,325.00	\$820.00	11606	\$1,813.00		
10 kg - 1 g	12488	\$6,798.00	11937	\$6,760.00	12085	\$6,650.00	\$1,180.00	\$690.00	11606	\$1,813.00		
10 kg - 1 g*	11885	\$6,798.00	12144	\$6,730.00	12283	\$6,650.00	\$1,180.00	\$690.00	11580	\$1,813.00		
10 kg - 100 g	46000	\$6,725.00	46001	\$6,310.00	46002	\$6,230.00	\$870.00	\$440.00	11606	\$1,813.00		
10 kg - 1 kg	46004	\$6,260.00	46005	\$5,645.00	46006	\$5,585.00	\$530.00	\$280.00	11606	\$1,813.00		

Class 4			Optional	Replacement Cases	
Set Size	Part #	Price	Accredited Certificate	Part #	Price
10 kg - 1 mg	12228	\$6,190.00	\$830.00	11606	\$1,813.00
10 kg - 100 mg	45999	\$6,085.00	\$640.00	11606	\$1,813.00
10 kg - 1 g	12231	\$5,995.00	\$535.00	11606	\$1,813.00
10 kg - 1 g*	12386	\$5,995.00	\$535.00	11580	\$1,813.00
10 kg - 100 g	46003	\$5,620.00	\$350.00	11606	\$1,813.00
10 kg - 1 kg	46007	\$5,020.00	\$250.00	11606	\$1,813.00

* 5-2-2-1 configuration



Set includes lifting device and gloves PN 12485 10 kg to 1 mg

Weight Set Contents					
10 kg - 1 mg	10 kg - 100mg	10 kg - 1 g	10 kg - 1 g*	10 kg - 100g	10 kg - 1 kg
1 - 10 kg	1 - 10 kg	1 - 10 kg	1 - 10 kg	1 - 10 kg	1 - 10 kg
1 - 5 kg	1 - 5 kg	1 - 5 kg	1 - 5 kg	1 - 5 kg	1 - 5 kg
1 - 3 kg	1 - 3 kg	1 - 3 kg	2 - 2 kg	1 - 3 kg	1 - 3 kg
1 - 2 kg	1 - 2 kg	1 - 2 kg	1 - 1 kg	1 - 2 kg	1 - 2 kg
1 - 1 kg	1 - 1 kg	1 - 1 kg	1 - 500 g	1 - 1 kg	1 - 1 kg
1 - 500 g	1 - 500 g	1 - 500 g	2 - 200 g	1 - 500 g	-
1 - 300 g	1 - 300 g	1 - 300 g	1 - 100 g	1 - 300 g	-
1 - 200 g	1 - 200 g	1 - 200 g	1 - 50 g	1 - 200 g	-
1 - 100 g	1 - 100 g	1 - 100 g	2 - 20 g	1 - 100 g	-
1 - 50 g	1 - 50 g	1 - 50 g	1 - 10 g	-	-
1 - 30 g	1 - 30 g	1 - 30 g	1 - 5 g	-	-
1 - 20 g	1 - 20 g	1 - 20 g	2 - 2 g	-	-
1 - 10 g	1 - 10 g	1 - 10 g	1 - 1 g	-	-
1 - 5 g	1 - 5 g	1 - 5 g	-	-	-
1 - 3 g	1 - 3 g	1 - 3 g	-	-	-
1 - 2 g	1 - 2 g	1 - 2 g	-	-	-
1 - 1 g	1 - 1 g	1 - 1 g	-	-	-
1 - 500 mg	1 - 500 mg	-	-	-	-
1 - 300 mg	1 - 300 mg	-	-	-	-
1 - 200 mg	1 - 200 mg	-	-	-	-
1 - 100 mg	1 - 100 mg	-	-	-	-
1 - 50 mg	-	-	-	-	-
1 - 30 mg	-	-	-	-	-
1 - 20 mg	-	-	-	-	-
1 - 10 mg	-	-	-	-	-
1 - 5 mg	-	-	-	-	-
1 - 3 mg	-	-	-	-	-
1 - 2 mg	-	-	-	-	-
1 - 1 mg	-	-	-	-	-
Piece Count					
29	21	17	17	9	5
Total Weight					
22.222221 kg	22.2221 kg	22.221 kg	21.11 kg	22.1 kg	21 kg
Part #					
45905-Class 0	45906-Class 0	45907-Class 0	-	45908-Class 0	45909-Class 0
12485-Class 1	45996-Class 1	12488-Class 1	11885-Class 1	46000-Class 1	46004-Class 1
11934-Class 2	45997-Class 2	11937-Class 2	12144-Class 2	46001-Class 2	46005-Class 2
12082-Class 3	45998-Class 3	12085-Class 3	12283-Class 3	46002-Class 3	46006-Class 3
12278-Class 4	45999-Class 4	12231-Class 4	12386-Class 4	46003-Class 4	46007-Class 4

* 5-2-2-1 configuration

Secondary Case Class 0		
Size	Part #	Price
100 g - 1 mg*	11588	\$153.00
100 g - 1 mg	49503	\$211.00
Insert, 100 g	49489	\$137.00

Secondary Case Classes 1 - 4		
Size	Part #	Price
100 g - 1 mg*	11588	\$153.00
100 g - 1 mg	11596	\$153.00
Insert, 100 g	46380	\$100.00

Additional Accessories		
Part #	Description	Price
36092	Statement of Accuracy	\$45.00
11714	Weight glove, white cotton	\$6.00
11711	Tweezer	\$4.00
152414	Premium tweezer	\$37.00
25836	Serial number	\$16.00
11755	Leaf weight cover	\$37.00
50035	Weight forceps, plastic	\$37.00
11747	Lifter bar	\$17.00
11712	Lifter bar, large handle	\$63.00
50000	Tong assembly, Class 0	\$64.00
50037	Lifter (Class 0 and OIML 2 kg and 5 kg)	\$47.00

Metric Sets

Range: 20 kg and 25 kg

Class 0**		
Set Size	Part #	Price
20 kg - 1 mg	45900	\$16,205.00
20 kg - 100 mg	45901	\$15,570.00
20 kg - 1 g	45902	\$13,785.00
20 kg - 100 g	45903	\$13,685.00
20 kg - 1 kg	45904	\$11,900.00

Replacement Cases	
Part #	Price
50670	\$1,845.00
50670	\$1,845.00
50670	\$1,845.00
50670	\$1,845.00
50670	\$1,845.00

** Accredited Certificate included, Statement of Accuracy not available for Class 0

Class 1			Class 2		Class 3		Optional		Optional		Replacement Cases	
Set Size	Part #	Price	Part #	Price	Part #	Price	Accredited Certificate	Non-accredited Certificate	Part #	Price	Part #	Price
25 kg - 1 g*	11883	\$13,622.00	12140	\$12,278.00	12279	\$11,810.00	\$1,395.00	\$815.00	11578	\$1,813.00	11578	\$1,813.00
20 kg - 1 mg	12489	\$10,005.00	11938	\$9,070.00	12086	\$8,985.00	\$1,680.00	\$1,025.00	11608	\$1,813.00	11608	\$1,813.00
20 kg - 100 mg	46008	\$9,890.00	46009	\$8,940.00	46010	\$8,835.00	\$1,445.00	\$885.00	11608	\$1,813.00	11608	\$1,813.00
20 kg - 1 g	12492	\$9,280.00	11941	\$8,840.00	12089	\$8,735.00	\$1,285.00	\$760.00	11608	\$1,813.00	11608	\$1,813.00
20 kg - 1 g*	11884	\$9,280.00	12142	\$8,840.00	12281	\$8,735.00	\$1,285.00	\$760.00	11579	\$1,776.00	11579	\$1,776.00
20 kg - 100 g	46012	\$8,755.00	46013	\$8,420.00	46014	\$8,315.00	\$975.00	\$500.00	11608	\$1,813.00	11608	\$1,813.00
20 kg - 1 kg	46016	\$8,595.00	46017	\$7,755.00	46018	\$7,505.00	\$645.00	\$340.00	11608	\$1,813.00	11608	\$1,813.00

Class 4			Optional		Replacement Cases	
Set Size	Part #	Price	Accredited Certificate	Price	Part #	Price
25 kg - 1 g*	12382	\$11,045.00	\$590.00		11578	\$1,813.00
20 kg - 1 mg	12232	\$8,095.00	\$900.00		11608	\$1,813.00
20 kg - 100 mg	46011	\$7,955.00	\$680.00		11608	\$1,813.00
20 kg - 1 g	12235	\$7,870.00	\$610.00		11579	\$1,776.00
20 kg - 1 g*	12384	\$7,870.00	\$610.00		11608	\$1,813.00
20 kg - 100 g	46015	\$7,500.00	\$395.00		11608	\$1,813.00
20 kg - 1 kg	46019	\$6,895.00	\$270.00		11608	\$1,813.00

* 5-2-2-1 configuration

Metric Sets

Range: 20 kg and 25 kg

Weight Set Contents						
25 kg - 1 g*	20 kg - 1 mg	20 kg - 100 mg	20 kg - 1 g	20 kg - 1 g*	20 kg - 100 g	20 - 1 kg
1 - 25 kg	1 - 20 kg	1 - 20 kg	1 - 20 kg	1 - 20 kg	1 - 20 kg	1 - 20 kg
1 - 10 kg	1 - 10 kg	1 - 10 kg	1 - 10 kg	1 - 10 kg	1 - 10 kg	1 - 10 kg
1 - 5 kg	1 - 5 kg	1 - 5 kg	1 - 5 kg	1 - 5 kg	1 - 5 kg	1 - 5 kg
2 - 2 kg	1 - 3 kg	1 - 3 kg	1 - 3 kg	2 - 2 kg	1 - 3 kg	1 - 3 kg
1 - 1 kg	1 - 2 kg	1 - 2 kg	1 - 2 kg	1 - 1 kg	1 - 2 kg	1 - 2 kg
1 - 500 g	1 - 1 kg	1 - 1 kg	1 - 1 kg	1 - 500 g	1 - 1 kg	1 - 1 kg
2 - 200 g	1 - 500 g	1 - 500 g	1 - 500 g	2 - 200 g	1 - 500 g	-
1 - 100 g	1 - 300 g	1 - 300 g	1 - 300 g	1 - 100 g	1 - 300 g	-
1 - 50 g	1 - 200 g	1 - 200 g	1 - 200 g	1 - 50 g	1 - 200 g	-
2 - 20 g	1 - 100 g	1 - 100 g	1 - 100 g	2 - 20 g	1 - 100 g	-
1 - 10 g	1 - 50 g	1 - 50 g	1 - 50 g	1 - 10 g	-	-
1 - 5 g	1 - 30 g	1 - 30 g	1 - 30 g	1 - 5 g	-	-
2 - 2 g	1 - 20 g	1 - 20 g	1 - 20 g	2 - 2 g	-	-
1 - 1 g	1 - 10 g	1 - 10 g	1 - 10 g	1 - 1 g	-	-
-	1 - 5 g	1 - 5 g	1 - 5 g	-	-	-
-	1 - 3 g	1 - 3 g	1 - 3 g	-	-	-
-	1 - 2 g	1 - 2 g	1 - 2 g	-	-	-
-	1 - 1 g	1 - 1 g	1 - 1 g	-	-	-
-	1 - 500 mg	1 - 500 mg	-	-	-	-
-	1 - 300 mg	1 - 300 mg	-	-	-	-
-	1 - 200 mg	1 - 200 mg	-	-	-	-
-	1 - 100 mg	1 - 100 mg	-	-	-	-
-	1 - 50 mg	-	-	-	-	-
-	1 - 30 mg	-	-	-	-	-
-	1 - 20 mg	-	-	-	-	-
-	1 - 10 mg	-	-	-	-	-
-	1 - 5 mg	-	-	-	-	-
-	1 - 3 mg	-	-	-	-	-
-	1 - 2 mg	-	-	-	-	-
-	1 - 1 mg	-	-	-	-	-
Piece Count						
18	30	22	18	18	10	6
Total Weight						
46.11 kg	42.222221 kg	42.22 kg	42.22 kg	41.11 kg	42.1 kg	41 kg
Part #						
-	45900-Class 0	45901-Class 0	45902-Class 0	-	45903-Class 0	45904-Class 0
11883-Class 1	12489-Class 1	46008-Class 1	12492-Class 1	11884-Class 1	46012-Class 1	46016-Class 1
12140-Class 2	11938-Class 2	46009-Class 2	11941-Class 2	12142-Class 2	46013-Class 2	46017-Class 2
12279-Class 3	12086-Class 3	46010-Class 3	12089-Class 3	12281-Class 3	46014-Class 3	46018-Class 3
12382-Class 4	12232-Class 4	46011-Class 4	12235-Class 4	12384-Class 4	46015-Class 4	46019-Class 4

* 5-2-2-1 configuration

Secondary Case Class 0		
Size	Part #	Price
100 g - 1 mg*	11588	\$153.00
100 g - 1 mg	49503	\$211.00
Insert, 100 g	49489	\$137.00

Secondary Case Classes 1 - 4		
Size	Part #	Price
100 g - 1 mg*	11588	\$153.00
100 g - 1 mg	11596	\$153.00
Insert, 100 g	46380	\$100.00

Additional Accessories		
Part #	Description	Price
36092	Statement of Accuracy	\$45.00
11714	Weight glove, white cotton	\$6.00
11711	Tweezer	\$4.00
152414	Premium tweezer	\$37.00
25836	Serial number	\$16.00
11755	Leaf weight cover	\$37.00
50035	Weight forceps, plastic	\$37.00
11747	Lifter bar	\$17.00
11712	Lifter bar, large handle	\$63.00
50000	Tong assembly, Class 0	\$64.00
50037	Lifter (Class 0 and OIML 2 and 5 kg)	\$47.00

Avoirdupois Sets

Range: 50lb through 2lb

Class 1			Class 2		Class 3		Optional	Optional	Replacement Cases	
Set Size	Part #	Price	Part #	Price	Part #	Price	Accredited Certificate	Non-accredited Certificate	Part #	Price
50 lb - 1/32 oz	11999	\$17,805.00	12145	\$17,615.00	12284	\$17,380.00	\$1,260.00	\$800.00	11589	\$1,813.00
50 lb - 0.001 lb	119043	\$17,805.00	119044	\$17,615.00	119045	\$17,380.00	\$1,260.00	\$800.00	11589	\$1,813.00
20 lb - 1/32 oz	11997	\$8,518.00	12143	\$8,515.00	12282	\$8,335.00	\$950.00	\$670.00	11590	\$1,947.00
20 lb - 0.001 lb	119047	\$8,518.00	119048	\$8,513.00	119049	\$8,502.00	\$950.00	\$670.00	11590	\$1,947.00
10 lb - 1/32 oz	11995	\$5,995.00	12141	\$5,785.00	12280	\$5,605.00	\$830.00	\$600.00	11591	\$1,555.00
10 lb - 0.001 lb	119051	\$5,995.00	119052	\$5,785.00	119053	\$5,605.00	\$830.00	\$600.00	11591	\$1,555.00
5 lb - 1/32 oz	11993	\$4,535.00	12139	\$4,377.00	12278	\$4,320.00	\$725.00	\$530.00	11592	\$1,205.00
5 lb - 0.001 lb	119055	\$4,535.00	119056	\$4,377.00	119057	\$4,320.00	\$725.00	\$530.00	11592	\$1,205.00
2 lb - 1/32 oz	11991	\$3,035.00	12137	\$2,899.00	12276	\$2,745.00	\$545.00	\$415.00	11593	\$1,570.00
2 lb - 0.001 lb	119059	\$3,035.00	119060	\$2,899.00	119061	\$2,745.00	\$545.00	\$415.00	11593	\$1,570.00

Class 4				Optional	Replacement Cases	
Set Size	Part #	Price	Accredited Certificate		Part #	Price
50 lb - 1/32 oz	12387	\$16,950.00	\$605.00		11589	\$1,813.00
50 lb - 0.001 lb	119046	\$16,950.00	\$605.00		11589	\$1,813.00
20 lb - 1/32 oz	12385	\$7,820.00	\$500.00		11590	\$1,947.00
20 lb - 0.001 lb	119050	\$7,820.00	\$500.00		11590	\$1,947.00
10 lb - 1/32 oz	12383	\$5,540.00	\$465.00		11591	\$1,555.00
10 lb - 0.001 lb	119054	\$5,605.00	\$465.00		11591	\$1,555.00
5 lb - 1/32 oz	12381	\$3,910.00	\$410.00		11592	\$1,205.00
5 lb - 0.001 lb	119058	\$3,910.00	\$410.00		11592	\$1,205.00
2 lb - 1/32 oz	12379	\$2,540.00	\$325.00		11593	\$1,570.00
2 lb - 0.001 lb	119062	\$2,540.00	\$325.00		11593	\$1,570.00

Secondary Case

Size	Part #	Price
4 oz - 1/32 oz	11610	\$263.00

Additional Accessories

Part #	Description	Price
36092	Statement of Accuracy	\$45.00
11714	Weight glove, white cotton	\$6.00
11711	Tweezer	\$4.00
152414	Premium tweezer	\$37.00
25836	Serial number	\$16.00
11755	Leaf weight cover	\$37.00
50035	Weight forceps, plastic	\$37.00
11747	Lifter bar	\$17.00
11712	Lifter bar, large handle	\$63.00
50000	Tong assembly, Class 0	\$64.00
50037	Lifter (Class 0 and OIML 2 kg and 5 kg)	\$47.00



Set includes lifting device and gloves

Avoirdupois Sets

Range: 50lb through 2lb

Weight Set Contents

50 lb - 1/32 oz	50 lb - 0.001 lb	20 lb - 1/32 oz	20 lb - 0.001 lb	10 lb - 1/32 oz	10 lb - 0.001 lb	5 lb - 1/32 oz	5 lb - 0.001 lb	2 lb - 1/32 oz	2 lb - 0.001 lb
1 - 50 lb	1 - 50 lb	1 - 20 lb	1 - 20 lb	1 - 10 lb	1 - 10 lb	1 - 5 lb	1 - 5 lb	1 - 2 lb	1 - 2 lb
1 - 30 lb	1 - 30 lb	1 - 10 lb	1 - 10 lb	1 - 5 lb	1 - 5 lb	1 - 3 lb	1 - 3 lb	1 - 1 lb	1 - 1 lb
1 - 20 lb	1 - 20 lb	1 - 5 lb	1 - 5 lb	1 - 3 lb	1 - 3 lb	1 - 2 lb	1 - 2 lb	1 - 8 oz	1 - .5 lb
1 - 10 lb	1 - 10 lb	1 - 3 lb	1 - 3 lb	1 - 2 lb	1 - 2 lb	1 - 1 lb	1 - 1 lb	1 - 4 oz	1 - 0.3 lb
1 - 5 lb	1 - 5 lb	1 - 2 lb	1 - 2 lb	1 - 1 lb	1 - 1 lb	1 - 8 oz	1 - .5 lb	1 - 2 oz	1 - 0.2 lb
1 - 3 lb	1 - 3 lb	1 - 1 lb	1 - 1 lb	1 - 8 oz	1 - .5 lb	1 - 4 oz	1 - 0.3 lb	1 - 1 oz	1 - 0.1 lb
1 - 2 lb	1 - 2 lb	1 - 8 oz	1 - .5 lb	1 - 4 oz	1 - 0.3 lb	1 - 2 oz	1 - 0.2 lb	1 - 1/2 oz	1 - 0.05 lb
1 - 1 lb	1 - 1 lb	1 - 4 oz	1 - 0.3 lb	1 - 2 oz	1 - 0.2 lb	1 - 1 oz	1 - 0.1 lb	1 - 1/4 oz	1 - 0.03 lb
1 - 8 oz	1 - .5 lb	1 - 2 oz	1 - 0.2 lb	1 - 1 oz	1 - 0.1 lb	1 - 1/2 oz	1 - 0.05 lb	1 - 1/8 oz	1 - 0.02 lb
1 - 4 oz	1 - 0.3 lb	1 - 1 oz	1 - 0.1 lb	1 - 1/2 oz	1 - 0.05 lb	1 - 1/4 oz	1 - 0.03 lb	1 - 1/16 oz	1 - 0.01 lb
1 - 2 oz	1 - 0.2 lb	1 - 1/2 oz	1 - 0.05 lb	1 - 1/4 oz	1 - 0.03 lb	1 - 1/8 oz	1 - 0.02 lb	2 - 1/32 oz	1 - 0.005 lb
1 - 1 oz	1 - 0.1 lb	1 - 1/4 oz	1 - 0.03 lb	1 - 1/8 oz	1 - 0.02 lb	1 - 1/16 oz	1 - 0.01 lb	-	1 - 0.003 lb
1 - 1/2 oz	1 - 0.05 lb	1 - 1/8 oz	1 - 0.02 lb	1 - 1/16 oz	1 - 0.01 lb	2 - 1/32 oz	1 - 0.005 lb	-	1 - 0.002 lb
1 - 1/4 oz	1 - 0.03 lb	1 - 1/16 oz	1 - 0.01 lb	2 - 1/32 oz	1 - 0.005 lb	-	1 - 0.003 lb	-	1 - 0.001 lb
1 - 1/8 oz	1 - 0.02 lb	2 - 1/32 oz	1 - 0.005 lb	-	1 - 0.003 lb	-	1 - 0.002 lb	-	-
1 - 1/16 oz	1 - 0.01 lb	-	1 - 0.003 lb	-	1 - 0.002 lb	-	1 - 0.001 lb	-	-
2 - 1/32 oz	1 - 0.005 lb	-	1 - 0.002 lb	-	1 - 0.001 lb	-	-	-	-
-	1 - 0.003 lb	-	1 - 0.001 lb	-	-	-	-	-	-
-	1 - 0.002 lb	-	-	-	-	-	-	-	-
-	1 - 0.001 lb	-	-	-	-	-	-	-	-
Piece Count									
18	20	16	18	15	17	14	16	12	14
Total Weight									
122 lb	122 lb	42 lb	42 lb	22 lb	22 lb	12 lb	12 lb	4 lb	4 lb
Part #									
11999 Class 1	119043 Class 1	11997 Class 1	119047 Class 1	11995 Class 1	119051 Class 1	11993 Class 1	119055 Class 1	11991 Class 1	119059 Class 1
12145 Class 2	119044 Class 2	12143 Class 2	119048 Class 2	12141 Class 2	119052 Class 2	12139 Class 2	119056 Class 2	12137 Class 2	119060 Class 2
12284 Class 3	119045 Class 3	12282 Class 3	119049 Class 3	12280 Class 3	119053 Class 3	12278 Class 3	110957 Class 3	12276 Class 3	119061 Class 3
12387 Class 4	119046 Class 4	12385 Class 4	119050 Class 4	12383 Class 4	119054 Class 4	12381 Class 4	119058 Class 4	12379 Class 4	119062 Class 4

PRECISION LABORATORY

OIML



Actual method of marking may vary while we transition to laser etched markings

Applications:

- Density measurement
- Tolerance checking
- Mass standards
- OIML guidelines for balance and scale verification

Styles Available:

- Type I and Type II design construction

Product Configuration:

- Individual weight
- Individual weight kit: weight, case or vial, and glove
- Weight set: weights, case (additional small case or vial if required) and handling equipment
- Weight set configuration: 5-2-2-1
Example: (1) 50g, (2) 20g and (1) 10g
- OIML weight sets larger than 500g include a hardwood case with velvet-lined pockets
- Weight sets with the largest weight of 500g include a precision-machined, polyvinyl, crush-resistant case

Features:

- Serial numbers applied to case (weights may be marked with symbol)
- Density is approximately 7.95g/cm³
- OIML E1, E2, F1 and F2 polish finish
- OIML M1 and M2 satin finish
- E1, E2, F1, F2 and M1 weights include protective case
- Weights manufactured to international recommendation, OIML R111 specifications
- E1 and E2 supplied with Accredited Certificate per OIML R111

Class E1*			Class E2*		
Weight	Kit Part #	Kit Price	Weight	Kit Part #	Kit Price
-	-	-	20 kg	53850	\$2,775.00
10 kg	36872	\$3,100.00	10 kg	36871	\$2,271.00
5 kg	29785	\$2,050.00	5 kg	29775	\$1,275.00
2 kg	29784	\$1,468.00	2 kg	29774	\$805.00
1 kg	29783	\$990.00	1 kg	29773	\$599.00
500 g	29782	\$735.00	500 g	29772	\$417.00
200 g	29781	\$630.00	200 g	29771	\$330.00
100 g	29780	\$587.00	100 g	29770	\$163.00
50 g	29779	\$525.00	50 g	29769	\$158.00
20 g	29778	\$520.00	20 g	29768	\$155.00
10 g	29777	\$515.00	10 g	29767	\$147.00
5 g	29776	\$465.00	5 g	29766	\$129.00
2 g	29745	\$465.00	2 g	29743	\$129.00
1 g	29744	\$443.00	1 g	29742	\$129.00
500 mg	29737	\$252.00	500 mg	29731	\$125.00
200 mg	29736	\$252.00	200 mg	29730	\$125.00
100 mg	29735	\$252.00	100 mg	29729	\$125.00
50 mg	29734	\$252.00	50 mg	29728	\$125.00
20 mg	29733	\$252.00	20 mg	29727	\$125.00
10 mg	29732	\$252.00	10 mg	29726	\$125.00
5 mg	29713	\$252.00	5 mg	29710	\$125.00
2 mg	29712	\$252.00	2 mg	29709	\$125.00
1 mg	29711	\$252.00	1 mg	29708	\$125.00

*Accredited Certificate included, Statement of Accuracy not available Class E1 and E2

Class F1			Class F2		Optional	
Weight	Kit Part #	Kit Price	Kit Part #	Kit Price	Accredited Certificate	Non-accredited Certificate
20 kg	53654	\$2,050.00	53655	\$1,957.00	\$145.00	\$80.00
10 kg	36870	\$1,664.00	36869	\$1,275.00	\$145.00	\$80.00
5 kg	29765	\$995.00	29755	\$695.00	\$145.00	\$80.00
2 kg	29764	\$585.00	29754	\$550.00	\$145.00	\$80.00
1 kg	29763	\$412.00	29753	\$355.00	\$125.00	\$60.00
500 g	29762	\$237.00	29752	\$237.00	\$125.00	\$60.00
200 g	29761	\$185.00	29751	\$180.00	\$125.00	\$60.00
100 g	29760	\$131.00	29750	\$110.00	\$55.00	\$45.00
50 g	29759	\$115.00	29749	\$110.00	\$55.00	\$45.00
20 g	29758	\$115.00	29748	\$110.00	\$55.00	\$45.00
10 g	29757	\$115.00	29747	\$79.00	\$55.00	\$45.00
5 g	29756	\$115.00	29746	\$110.00	\$55.00	\$45.00
2 g	29741	\$115.00	29739	\$110.00	\$55.00	\$45.00
1 g	29740	\$115.00	29738	\$110.00	\$55.00	\$45.00
500 mg	29725	\$47.00	29719	\$42.00	\$55.00	\$45.00
200 mg	29724	\$47.00	29718	\$42.00	\$55.00	\$45.00
100 mg	29723	\$47.00	29717	\$42.00	\$55.00	\$45.00
50 mg	29722	\$47.00	29716	\$42.00	\$55.00	\$45.00
20 mg	29721	\$47.00	29715	\$42.00	\$55.00	\$45.00
10 mg	29720	\$47.00	29714	\$42.00	\$55.00	\$45.00
5 mg	29707	\$47.00	29704	\$42.00	\$55.00	\$45.00
2 mg	29706	\$47.00	29703	\$42.00	\$55.00	\$45.00
1 mg	29705	\$47.00	29702	\$42.00	\$55.00	\$45.00



One-piece and Milligram Kits

Metric Kits and Weights

M1			Optional
Weight	Kit Part #	Kit Price	Accredited Certificate
20 kg	156292	\$1,235.00	\$75.00
10 kg	156291	\$1,060.00	\$75.00
5 kg	116207	\$480.00	\$75.00
2 kg	116206	\$273.00	\$75.00
1 kg	116205	\$190.00	\$55.00
500 g	116204	\$110.00	\$55.00
200 g	116203	\$94.00	\$55.00
100 g	111927	\$75.00	\$40.00
50 g	111928	\$71.00	\$40.00
20 g	111929	\$68.00	\$40.00
10 g	111930	\$68.00	\$40.00
5 g	111931	\$63.00	\$40.00
2 g	111932	\$63.00	\$40.00
1 g	111933	\$63.00	\$40.00


Replacement Cases	
Part #	Price
156290	\$475.00
156289	\$475.00
Consult	Consult
190266	\$33.00
190262	\$33.00
189711	\$33.00
196466	\$33.00
189566	\$36.00
189487	\$36.00
189477	\$36.00
189351	\$36.00
189240	\$36.00
189236	\$36.00
188285	\$36.00

M2*			Optional
Weight	Part #	Price	Accredited Certificate
5 kg	115926	\$205.00	\$75.00
2 kg	115925	\$125.00	\$75.00
1 kg	115924	\$70.00	\$55.00
500 g	115923	\$65.00	\$55.00
200 g	115922	\$50.00	\$55.00
100 g	111934	\$44.00	\$40.00
50 g	111935	\$40.00	\$40.00
20 g	111936	\$35.00	\$40.00
10 g	111937	\$35.00	\$40.00
5 g	111938	\$32.00	\$40.00
2 g	111939	\$32.00	\$40.00
1 g	111940	\$32.00	\$40.00

Optional Cases	
Part #	Price
Consult	Consult
190266	\$33.00
190262	\$33.00
189711	\$33.00
196466	\$33.00
189566	\$36.00
189487	\$36.00
189477	\$36.00
189351	\$36.00
189240	\$36.00
189236	\$36.00
188285	\$36.00

*M2 is sold as individual weight, accessory cases are available.

Additional Accessories		
Part #	Description	Price
36092	Statement of Accuracy	\$45.00
11714	Weight glove, white cotton	\$6.00
152414	Premium tweezer	\$37.00



Metric Sets

Range: 500mg-50g

Class E1*			Class E2*			Replacement Cases	
Set Size	Part #	Price	Set Size	Part #	Price	Part #	Price
500 mg - 1 mg	30850	\$1,850.00	500 mg - 1 mg	30851	\$1,260.00	34699	\$105.00
500 mg - 100 mg	30854	\$932.00	500 mg - 100 mg	30855	\$800.00	34699	\$105.00
*Accredited Certificate included, Statement of Accuracy not available, Class E1 or E2			50 g - 1 mg	96477	\$1,890.00	34697	\$190.00
			50 g - 1 g	96478	\$1,030.00	34697	\$190.00

Class F1			Class F2		Optional		Optional		Replacement Cases	
Set Size	Part #	Price	Part #	Price	Accredited Certificate	Non-accredited Certificate	Part #	Price	Part #	Price
500 mg - 1 mg	30852	\$525.00	30853	\$520.00	\$470.00	\$375.00	34699	\$105.00	34699	\$105.00
500 mg - 100 mg	30856	\$385.00	30857	\$299.00	\$155.00	\$125.00	34699	\$105.00	34699	\$105.00
50 g - 1 mg	96479	\$1,020.00	96481	\$835.00	\$790.00	\$630.00	34697	\$190.00	34697	\$190.00
50 g - 1 g	96480	\$620.00	96482	\$610.00	\$310.00	\$250.00	34697	\$190.00	34697	\$190.00

Class M1*				Accredited Certificate	
Set Size	Part #	Price	Price	Price	Price
500 mg - 1 mg	161537	\$385.00	\$280.00		

Weight Set Contents			
500 mg - 1 mg	500 mg - 100 mg	50 g - 1 mg	50 g - 1 g
1 - 500 mg	1 - 500 mg	1 - 50 g	1 - 50 g
2 - 200 mg	2 - 200 mg	2 - 20 g	2 - 20 g
1 - 100 mg	1 - 100 mg	1 - 10 g	1 - 10 g
1 - 50 mg	-	1 - 5 g	1 - 5 g
2 - 20 mg	-	2 - 2 g	2 - 2 g
1 - 10 mg	-	1 - 1 g	1 - 1 g
1 - 5 mg	-	1 - 500 mg	-
2 - 2 mg	-	2 - 200 mg	-
1 - 1 mg	-	1 - 100 mg	-
-	-	1 - 50 mg	-
-	-	2 - 20 mg	-
-	-	1 - 10 mg	-
-	-	1 - 5 mg	-
-	-	2 - 2 mg	-
-	-	1 - 1 mg	-
Piece Count			
12	4	20	8
Total Weight			
1.11 g	1 g	111.11 g	108 g
Part #			
30850 -Class E1	30854 -Class E1	-	-
30851 -Class E2	30855 -Class E2	96477 -Class E2	96478 -Class E2
30852 -Class F1	30856 -Class F1	96479 -Class F1	96480 -Class F1
30853 -Class F2	30857 -Class F2	96481 -Class F2	96482 -Class F2
161537 -Class M1	-	-	-

Additional Accessories		
Part #	Description	Price
36092	Statement of Accuracy	\$45.00
11714	Weight glove, white cotton	\$6.00
11711	Tweezer	\$4.00
152414	Premium tweezer	\$37.00
25836	Serial number	\$16.00
11755	Leaf weight cover	\$37.00
50035	Weight forceps, plastic, 200 g - 500 g	\$37.00
50000	Tong assembly, Class 0	\$64.00
50037	Lifter (Class 0 and OIML 2 kg and 5 kg)	\$47.00

Metric Sets

Range: 100g

Class E1*			Class E2*			Replacement Cases	
Set Size	Part #	Price	Set Size	Part #	Price	Part #	Price
100 g - 1 mg	30838	\$4,542.00	100 g - 1 mg	30839	\$2,088.00	34697	\$190.00
100 g - 100 mg	30842	\$3,553.00	100 g - 100 mg	30843	\$1,495.00	34697	\$190.00
100 g - 1 g	30846	\$2,950.00	100 g - 1 g	30847	\$1,118.00	34697	\$190.00

*Accredited Certificate included, Statement of Accuracy not available Class E1 or E2

Class F1			Class F2		Optional		Optional		Replacement Cases	
Set Size	Part #	Price	Part #	Price	Accredited Certificate		Non-accredited Certificate		Part #	Price
100 g - 1 mg	30840	\$1,085.00	30841	\$855.00	\$830.00		\$590.00		34697	\$190.00
100 g - 100 mg	30844	\$912.00	30845	\$840.00	\$510.00		\$405.00		34697	\$190.00
100 g - 1 g	30848	\$715.00	30849	\$685.00	\$355.00		\$280.00		34697	\$190.00


M1			Optional		Replacement Cases	
Set Size	Part #	Price	Accredited Certificate		Part #	Price
100 g - 1 mg	119561	\$810.00	\$505.00		34697	\$190.00
100 g - 1 g	119560	\$567.00	\$215.00		34697	\$190.00

Weight Set Contents		
100 g - 1 mg	100 g - 100 mg	100 g - 1 g
1 - 100g	1 - 100g	1 - 100g
1 - 50g	1 - 50g	1 - 50g
2 - 20g	2 - 20g	2 - 20g
1 - 10g	1 - 10g	1 - 10g
1 - 5g	1 - 5g	1 - 5g
2 - 2g	2 - 2g	2 - 2g
1 - 1g	1 - 1g	1 - 1g
1 - 500mg	1 - 500mg	-
2 - 200mg	2 - 200mg	-
1 - 100mg	1 - 100mg	-
1 - 50mg	-	-
2 - 20mg	-	-
1 - 10mg	-	-
1 - 5mg	-	-
2 - 2mg	-	-
1 - 1mg	-	-
Piece Count		
21	13	9
Total Weight		
211.11g	211g	210g
Part #		
30838-Class E1	30842-Class E1	30846-Class E1
30839-Class E2	30843-Class E2	30847-Class E2
30840-Class F1	30844-Class F1	30848-Class F1
30841-Class F2	30845-Class F2	30849-Class F2
119561-Class M1	-	119560-Class M1

Additional Accessories		
Part #	Description	Price
36092	Statement of Accuracy*	\$45.00
11714	Weight glove, white cotton	\$6.00
11711	Tweezer	\$4.00
152414	Premium tweezer	\$37.00
25836	Serial number	\$16.00
50035	Weight forceps, plastic, 200 g - 500 g	\$37.00
11755	Leaf weight cover	\$37.00



Set includes lifting device and gloves PN 30838 100g to 1 mg



Metric Sets

Range: 200g

Class E1*			Class E2*		
Set Size	Part #	Price	Set Size	Part #	Price
(2) 200 g - 1 mg	40546	\$4,865.00	200 g - 1 mg	40550	\$2,370.00
200 g - 100 mg	40547	\$4,140.00	(2) 200 g - 1 mg	96468	\$2,640.00
200 g - 1 g	40548	\$3,545.00	200 g - 100 mg	40551	\$1,865.00
200 g - 100 g	40549	\$2,100.00	200 g - 1 g	40552	\$1,468.00
*Accredited Certificate included, Statement of Accuracy not available, Class E1 or E2			(2) 200 g - 1 g	96469	\$1,770.00
			(2) 200 g - 100 g	40553	\$1,175.00

Replacement Cases	
Part #	Price
34645	\$283.00
34645	\$283.00
34645	\$283.00
34645	\$283.00
34645	\$283.00
34645	\$283.00

Class F1			Class F2		Optional		Optional
Set Size	Part #	Price	Part #	Price	Accredited Certificate	Non-accredited Certificate	
200 g - 1 mg	40554	\$1,525.00	40558	\$1,499.00	\$930.00	\$660.00	
(2) 200 g - 1 mg	96470	\$1,565.00	96472	\$1,525.00	\$1,020.00	\$675.00	
200 g - 100 mg	40555	\$1,170.00	40559	\$1,050.00	\$610.00	\$450.00	
(2) 200 g - 1 g	96471	\$1,050.00	96473	\$999.00	\$450.00	\$325.00	
200 g - 1 g	40556	\$970.00	40560	\$950.00	\$540.00	\$370.00	
(2) 200 g - 100 g	40557	\$665.00	40561	\$660.00	\$300.00	\$155.00	

Replacement Cases	
Part #	Price
34645	\$283.00
34645	\$283.00
34645	\$283.00
34645	\$283.00
34645	\$283.00
34645	\$283.00

Class M1			Optional		Optional
Set Size	Part #	Price	Accredited Certificate	Non-accredited Certificate	
200 g - 1 mg	195668	Consult	Consult	Consult	
200 g - 1 g	195669	Consult	Consult	Consult	

Replacement Cases	
Part #	Price
Consult	Consult
Consult	Consult

Weight Set Contents					
200 g - 1 mg	(2) 200 g - 1 mg	200 g - 100 mg	200 g - 1 g	(2) 200 g - 1 g	(2) 200 g - 100 g
1 - 200 g	2 - 200 g	1 - 200 g	1 - 200 g	2 - 200 g	2 - 200 g
1 - 100 g	1 - 100 g	1 - 100 g	1 - 100 g	1 - 100 g	1 - 100 g
1 - 50 g	1 - 50 g	1 - 50 g	1 - 50 g	1 - 50 g	-
2 - 20 g	2 - 20 g	2 - 20 g	2 - 20 g	2 - 20 g	-
1 - 10 g	1 - 10 g	1 - 10 g	1 - 10 g	1 - 10 g	-
1 - 5 g	1 - 5 g	1 - 5 g	1 - 5 g	1 - 5 g	-
2 - 2 g	2 - 2 g	2 - 2 g	2 - 2 g	2 - 2 g	-
1 - 1 g	1 - 1 g	1 - 1 g	1 - 1 g	1 - 1 g	-
1 - 500 mg	1 - 500 mg	1 - 500 mg	-	-	-
2 - 200 mg	2 - 200 mg	2 - 200 mg	-	-	-
1 - 100 mg	1 - 100 mg	1 - 100 mg	-	-	-
1 - 50 mg	1 - 50 mg	-	-	-	-
2 - 20 mg	2 - 20 mg	-	-	-	-
1 - 10 mg	1 - 10 mg	-	-	-	-
1 - 5 mg	1 - 5 mg	-	-	-	-
2 - 2 mg	2 - 2 mg	-	-	-	-
1 - 1 mg	1 - 1 mg	-	-	-	-
Piece Count					
22	23	14	10	11	3
Total Weight					
411.11 g	611.11 g	611 g	410 g	610 g	500 g
Part #					
-	40546 -Class E1	40547 -Class E1	40548 -Class E1	-	40549 -Class E1
40550 -Class E2	96468 -Class E2	40551 -Class E2	40552 -Class E2	96469 -Class E2	40553 -Class E2
40554 -Class F1	96470 -Class F1	40555 -Class F1	40556 -Class F1	96471 -Class F1	40557 -Class F1
40558 -Class F2	96472 -Class F2	40559 -Class F2	40560 -Class F2	96473 -Class F2	40561 -Class F2
195668 -Class M1	-	-	195669 -Class M1	-	-

Case Inserts		
Part #	Size	Price
30607	200 g - 1 mg	\$175.00
84473	(2) 200 g - 1 mg	\$340.00
84472	(2) 200 g - 1 g	\$340.00
30608	(2) 200 g - 100 g	\$335.00

Additional Accessories		
Part #	Description	Price
36092	Statement of Accuracy*	\$45.00
11714	Weight glove, white cotton	\$6.00
11711	Tweezer	\$4.00
152414	Premium tweezer	\$37.00
25836	Serial number	\$16.00
50035	Weight forceps, plastic, 200 g - 500 g	\$37.00
11755	Leaf weight cover	\$37.00

*Not available for Class E1 or E2

Metric Sets

Range: 500g

Class E1*			Class E2*		
Set Size	Part #	Price	Set Size	Part #	Price
500 g - 1 mg	30822	\$5,845.00	500 g - 1 mg	30823	\$3,110.00
500 g - 100 mg	30826	\$5,170.00	500 g - 100 mg	30827	\$2,690.00
500 g - 1 g	30830	\$4,676.00	500 g - 1 g	30831	\$2,158.00
500 g - 100 g	30834	\$3,915.00	500 g - 100 g	30835	\$1,575.00

*Accredited Certificate is included with Class E1 and Class E2 kits, Statement of Accuracy not available

Replacement Cases	
Part #	Price
34645	\$283.00
34645	\$283.00
34645	\$283.00
34645	\$283.00

Class F1			Class F2		Optional	Optional
Set Size	Part #	Price	Part #	Price	Accredited Certificate	Non-accredited Certificate
500 g - 1 mg	30824	\$1,850.00	30825	\$1,575.00	\$1,120.00	\$715.00
500 g - 100 mg	30828	\$1,650.00	30829	\$1,457.00	\$800.00	\$535.00
500 g - 1 g	30832	\$1,375.00	30833	\$1,220.00	\$640.00	\$410.00
500 g - 100 g	30836	\$1,200.00	30837	\$895.00	\$325.00	\$165.00

Replacement Cases	
Part #	Price
34645	\$283.00
34645	\$283.00
34645	\$283.00
34645	\$283.00

Class M1			Optional	Optional
Set Size	Part #	Price	Accredited Certificate	Non-accredited Certificate
500 g - 1 mg	195670	Consult	Consult	Consult
500 g - 1 g	195671	Consult	Consult	Consult

Replacement Cases	
Part #	Price
Consult	Consult
Consult	Consult

Weight Set Contents			
500 g - 1 mg	500 g - 100 mg	500 g - 1 g	500 g - 100 g
1 - 500 g	1 - 500 g	1 - 500 g	1 - 500 g
2 - 200 g	2 - 200 g	2 - 200 g	2 - 200 g
1 - 100 g	1 - 100 g	1 - 100 g	1 - 100 g
1 - 50 g	1 - 50 g	1 - 50 g	-
2 - 20 g	2 - 20 g	2 - 20 g	-
1 - 10 g	1 - 10 g	1 - 10 g	-
1 - 5 g	1 - 5 g	1 - 5 g	-
2 - 2 g	2 - 2 g	2 - 2 g	-
1 - 1 g	1 - 1 g	1 - 1 g	-
1 - 500 mg	1 - 500 mg	-	-
2 - 200 mg	2 - 200 mg	-	-
1 - 100 mg	1 - 100 mg	-	-
1 - 50 mg	-	-	-
2 - 20 mg	-	-	-
1 - 10 mg	-	-	-
1 - 5 mg	-	-	-
2 - 2 mg	-	-	-
1 - 1 mg	-	-	-
Piece Count			
24	16	12	4
Total Weight			
1.11111 kg	1.111 kg	1.11 kg	1 kg
Part #			
30822-Class E1	30826-Class E1	30830-Class E1	30834-Class E1
30823-Class E2	30827-Class E2	30831-Class E2	30835-Class E2
30824-Class F1	30828-Class F1	30832-Class F1	30836-Class F1
30825-Class F2	30829-Class F2	30833-Class F2	30837-Class F2
195670-Class M1	-	195671-Class M1	-

Case Inserts		
Part #	Size	Price
30607	500 g - 1 mg	\$175.00
30608	500 g - 100 g	\$335.00

Additional Accessories		
Part #	Description	Price
36092	Statement of Accuracy*	\$45.00
11714	Weight glove, white cotton	\$6.00
11711	Tweezer	\$4.00
152414	Premium tweezer	\$37.00
25836	Serial number	\$16.00
50035	Weight forceps, plastic, 200 g - 500 g	\$37.00
11755	Leaf weight cover	\$37.00
50000	Tong assembly 1 kg - 200 g	\$64.00

*Not available for Class E1 or E2

Metric Sets

Range: 1 kg

Class E1*			Class E2*			Replacement Cases	
Set Size	Part #	Price	Set Size	Part #	Price	Part #	Price
1 kg - 1 mg	30806	\$6,680.00	1 kg - 1 mg	30807	\$3,640.00	30605	\$1,675.00
1 kg - 100 mg	30810	\$5,645.00	1 kg - 100 mg	30811	\$3,640.00	30605	\$1,675.00
1 kg - 1 g	30814	\$5,090.00	1 kg - 1 g	30815	\$3,155.00	30605	\$1,675.00
1 kg - 100 g	30818	\$3,445.00	1 kg - 100 g	30819	\$2,525.00	30606	\$1,510.00

*Accredited Certificate included, Statement of Accuracy not available Class E1 or E2

Class F1			Class F2		Optional		Optional		Replacement Cases	
Set Size	Part #	Price	Part #	Price	Accredited Certificate		Non-accredited Certificate		Part #	Price
1 kg - 1 mg	30808	\$2,626.00	30809	\$2,535.00	\$1,210.00		\$765.00		30605	\$1,675.00
1 kg - 100 mg	30812	\$2,525.00	30813	\$2,475.00	\$900.00		\$525.00		30605	\$1,675.00
1 kg - 1 g	30816	\$2,435.00	30817	\$2,415.00	\$730.00		\$455.00		30605	\$1,675.00
1 kg - 100 g	30820	\$2,135.00	30821	\$1,865.00	\$415.00		\$205.00		30606	\$1,510.00

Class M1			Optional		Optional		Replacement Cases	
Set Size	Part #	Price	Accredited Certificate		Non-accredited Certificate		Part #	Price
1 kg - 1 mg	159154	\$1,855.00	Consult		Consult		Consult	Consult
1 kg - 1 g	159155	\$1,510.00	Consult		Consult		Consult	Consult



Set includes lifting device and gloves PN 30806 1 kg to 1 mg

Weight Set Contents			
1 kg - 1 mg	1 kg - 100 mg	1 kg - 1 g	1 kg - 100 g
1 - 1 kg	1 - 1 kg	1 - 1 kg	1 - 1 kg
1 - 500 g	1 - 500 g	1 - 500 g	1 - 500 g
2 - 200 g	2 - 200 g	2 - 200 g	2 - 200 g
1 - 100 g	1 - 100 g	1 - 100 g	1 - 100 g
1 - 50 g	1 - 50 g	1 - 50 g	-
2 - 20 g	2 - 20 g	2 - 20 g	-
1 - 10 g	1 - 10 g	1 - 10 g	-
1 - 5 g	1 - 5 g	1 - 5 g	-
2 - 2 g	2 - 2 g	2 - 2 g	-
1 - 1 g	1 - 1 g	1 - 1 g	-
1 - 500 mg	1 - 500 mg	-	-
2 - 200 mg	2 - 200 mg	-	-
1 - 100 mg	1 - 100 mg	-	-
1 - 50 mg	-	-	-
2 - 20 mg	-	-	-
1 - 10 mg	-	-	-
1 - 5 mg	-	-	-
2 - 2 mg	-	-	-
1 - 1 mg	-	-	-
Piece Count			
25	17	13	5
Total Weight			
2.11111 kg	2.111 kg	2.11 kg	2 kg
Part #			
30806-Class E1	30810-Class E1	30814-Class E1	30818-Class E1
30807-Class E2	30811-Class E2	30815-Class E2	30819-Class E2
30808-Class F1	30812-Class F1	30816-Class F1	30820-Class F1
30809-Class F2	30813-Class F2	30817-Class F2	30821-Class F2
159154-Class M1	—	159155-Class M1	—

Secondary Case		
Part #	Size	Price
34697	100 g - 1 mg	\$190.00

Additional Accessories		
Part #	Description	Price
36092	Statement of Accuracy	\$45.00
11714	Weight glove, white cotton	\$6.00
11711	Tweezer	\$4.00
152414	Premium tweezer	\$37.00
25836	Serial number	\$16.00
50035	Weight forceps, plastic, 200 g - 500 g	\$37.00
11755	Leaf weight cover	\$37.00
50000	Tong assembly 1 kg - 200 g	\$64.00

Metric Sets

Range: 2 kg

Class E1*			Class E2*			Replacement Cases	
Set Size	Part #	Price	Set Size	Part #	Price	Part #	Price
2 kg - 1 mg	40518	\$8,800.00	2 kg - 1 mg	40523	\$4,550.00	84474	\$1,680.00
2 kg - 100 mg	40519	\$7,660.00	(2) 2 kg - 1 mg	96455	\$5,005.00	96308	\$1,680.00
2 kg - 1 g	40520	\$6,417.00	2 kg - 1 g	40525	\$3,590.00	84474	\$1,680.00
2 kg - 100 g	40521	\$4,700.00	(2) 2 kg - 1 g	96457	\$4,520.00	96308	\$1,680.00

*Accredited Certificate included Statement of Accuracy not available, Class E1 or E2

Class F1			Class F2		Optional		Optional		Replacement Cases	
Set Size	Part #	Price	Part #	Price	Accredited Certificate		Non-accredited Certificate		Part #	Price
2 kg - 1 mg	40528	\$3,575.00	40533	\$3,100.00	\$1,310.00		\$900.00		96308	\$1,680.00
(2) 2 kg - 1 mg	96459	\$3,740.00	96463	\$3,100.00	\$1,430.00		\$960.00		84474	\$1,680.00
2 kg - 1 g	40530	\$2,765.00	40535	\$2,735.00	\$840.00		\$510.00		96308	\$1,680.00
(2) 2 kg - 1 g	96461	\$3,270.00	96465	\$3,150.00	\$960.00		\$570.00		84474	\$1,680.00

Class M1			Optional		Optional		Replacement Cases	
Set Size	Part #	Price	Accredited Certificate		Non-accredited Certificate		Part #	Price
2 kg - 1 mg	195672	Consult	Consult		Consult		Consult	Consult
2 kg - 1 g	195673	\$624.00	Consult		Consult		Consult	Consult

Weight Set Contents					
2 kg - 1 mg	2 kg - 100 mg	(2) 2 kg -1 mg	2 kg - 1 g	(2) 2 kg -1 g	2 kg - 100 g
1 - 2 kg	1 - 2 kg	2 - 2 kg	1 - 2 kg	2 - 2 kg	1 - 2 kg
1 - 1 kg	1 - 1 kg	1 - 1 kg	1 - 1 kg	1 - 1 kg	1 - 1 kg
1 - 500 g	1 - 500 g	1 - 500 g	1 - 500 g	1 - 500 g	1 - 500 g
2 - 200 g	2 - 200 g	2 - 200 g	2 - 200 g	2 - 200 g	2 - 200 g
1 - 100 g	1 - 100 g	1 - 100 g	1 - 100 g	1 - 100 g	1 - 100 g
1 - 50 g	1 - 50 g	1 - 50 g	1 - 50 g	1 - 50 g	-
2 - 20 g	2 - 20 g	2 - 20 g	2 - 20 g	2 - 20 g	-
1 - 10 g	1 - 10 g	1 - 10 g	1 - 10 g	1 - 10 g	-
1 - 5 g	1 - 5 g	1 - 5 g	1 - 5 g	1 - 5 g	-
2 - 2 g	2 - 2 g	2 - 2 g	2 - 2 g	2 - 2 g	-
1 - 1 g	1 - 1 g	1 - 1 g	1 - 1 g	1 - 1 g	-
1 - 500 mg	1 - 500 mg	1 - 500 mg	-	-	-
2 - 200 mg	2 - 200 mg	2 - 200 mg	-	-	-
1 - 100 mg	1 - 100 mg	1 - 100 mg	-	-	-
1 - 50 mg	-	1 - 50 mg	-	-	-
2 - 20 mg	-	2 - 20 mg	-	-	-
1 - 10 mg	-	1 - 10 mg	-	-	-
1 - 5 mg	-	1 - 5 mg	-	-	-
2 - 2 mg	-	2 - 2 mg	-	-	-
1 - 1 mg	-	1 - 1 mg	-	-	-
Piece Count					
26	18	27	14	15	6
Total Weight					
4.11111 kg	4.111 kg	6.11111 kg	4.11 kg	6.11 kg	4.0 kg
Part #					
40518-Class E1	40519-Class E1	96455-Class E2	40520-Class E1	96457-Class E2	40521- Class E1
40523-Class E2	-	96459-Class F1	40525-Class E2	96461-Class F1	-
40528-Class F1	-	96463-Class F2	40530-Class F1	96465-Class F2	-
40533-Class F2	-	-	40535-Class F2	-	-
195672-Class M1	-	-	195673-Class M1	-	-

Secondary Case		
Part #	Size	Price
34697	100 g - 1 mg	\$190.00

Additional Accessories		
Part #	Description	Price
36092	Statement of Accuracy*	\$45.00
11714	Weight glove, white cotton	\$6.00
11711	Tweezer	\$4.00
152414	Premium tweezer	\$37.00
25836	Serial number	\$16.00
50035	Weight forceps, plastic, 200 g - 500 g	\$37.00
11755	Leaf weight cover	\$37.00
50000	Tong assembly 1 kg - 200 g	\$64.00
50037	Lifter, 5 kg and 2 kg	\$47.00

*Not available for Class E1 or E2

Metric Sets

Range: 5 kg

Class E1*			Class E2*			Replacement Cases	
Set Size	Part #	Price	Set Size	Part #	Price	Part #	Price
5 kg - 1 mg	30785	\$10,388.00	5 kg - 1 mg	30786	\$5,917.00	30602	\$1,643.00
5 kg - 100 mg	30789	\$9,990.00	5 kg - 100 mg	30790	\$5,685.00	30602	\$1,643.00
5 kg - 1 g	30793	\$9,600.00	5 kg - 1 g	30794	\$5,125.00	30602	\$1,643.00
5 kg - 100 g	30797	\$6,767.00	5 kg - 100 g	30798	\$4,490.00	30603	\$1,643.00
5 kg - 1 kg	30802	\$5,721.00	5 kg - 1 kg	30803	\$3,816.00	30604	\$1,510.00

*Accredited Certificate included, Statement of Accuracy not available, Class E1 or E2

Class F1			Class F2		Optional		Optional		Replacement Cases	
Set Size	Part #	Price	Part #	Price	Accredited Certificate		Non-accredited Certificate		Part #	Price
5 kg - 1 mg	30787	\$4,425.00	30788	\$4,050.00	\$1,400.00		\$840.00		30602	\$1,643.00
5 kg - 100 mg	30791	\$4,506.00	30792	\$3,930.00	\$1,225.00		\$765.00		30602	\$1,643.00
5 kg - 1 g	30795	\$4,165.00	30796	\$3,575.00	\$1,075.00		\$635.00		30602	\$1,643.00
5 kg - 100 g	30800	\$3,821.00	30801	\$3,280.00	\$755.00		\$380.00		30603	\$1,643.00
5 kg - 1 kg	30804	\$3,595.00	30805	\$3,025.00	\$385.00		\$220.00		30604	\$1,510.00

Class M1			Optional		Replacement Cases	
Set Size	Part #	Price	Accredited Certificate		Part #	Price
5 kg - 1 mg	126169	\$2,333.00	\$780.00		126164	\$211.00
5 kg - 1 g	126168	\$2,019.00	\$490.00		126164	\$211.00

Weight Set Contents				
5 kg - 1 mg	5 kg - 100 mg	5 kg - 1 g	5 kg - 100 g	5 kg - 1 kg
1 - 5 kg	1 - 5 kg	1 - 5 kg	1 - 5 kg	1 - 5 kg
2 - 2 kg	2 - 2 kg	2 - 2 kg	2 - 2 kg	2 - 2 kg
1 - 1 kg	1 - 1 kg	1 - 1 kg	1 - 1 kg	1 - 1 kg
1 - 500 g	1 - 500 g	1 - 500 g	1 - 500 g	-
2 - 200 g	2 - 200 g	2 - 200 g	2 - 200 g	-
1 - 100 g	1 - 100 g	1 - 100 g	1 - 100 g	-
1 - 50 g	1 - 50 g	1 - 50 g	-	-
2 - 20 g	2 - 20 g	2 - 20 g	-	-
1 - 10 g	1 - 10 g	1 - 10 g	-	-
1 - 5 g	1 - 5 g	1 - 5 g	-	-
2 - 2 g	2 - 2 g	2 - 2 g	-	-
1 - 1 g	1 - 1 g	1 - 1 g	-	-
1 - 500 mg	1 - 500 mg	-	-	-
2 - 200 mg	2 - 200 mg	-	-	-
1 - 100 mg	1 - 100 mg	-	-	-
1 - 50 mg	-	-	-	-
2 - 20 mg	-	-	-	-
1 - 10 mg	-	-	-	-
1 - 5 mg	-	-	-	-
2 - 2 mg	-	-	-	-
1 - 1 mg	-	-	-	-
Piece Count				
28	20	16	8	4
Total Weight				
11.11111 kg	11.111 kg	11.11 kg	11 kg	10 kg
Part #				
30785-Class E1	30789-Class E1	30793-Class E1	30797-Class E1	30802-Class E1
30786-Class E2	30790-Class E2	30794-Class E2	30798-Class E2	30803-Class E2
30787-Class F1	30791-Class F1	30795-Class F1	30800-Class F1	30804-Class F1
30788-Class F2	30792-Class F2	30796-Class F2	30801-Class F2	30805-Class F2
126169-Class M1	-	126168-Class M1	-	-

Secondary Case		
Part #	Size	Price
34697	100 g - 1 mg	\$190.00

Additional Accessories		
Part #	Description	Price
36092	Statement of Accuracy*	\$45.00
11714	Weight glove, white cotton	\$6.00
11711	Tweezer	\$4.00
152414	Premium tweezer	\$37.00
25836	Serial number	\$16.00
50035	Weight forceps, plastic, 200 g - 500 g	\$37.00
11755	Leaf weight cover	\$37.00
50000	Tong assembly 1 kg - 200 g	\$64.00
50037	Lifter, 5 kg and 2 kg	\$47.00

*Not available for Class E1 or E2

Metric Sets

Range: 10kg

Class E2*			Replacement Cases	
Set Size	Part #	Price	Part #	Price
10 kg - 1 mg	65213	\$8,410.00	65218	\$2,095.00
10 kg - 100 mg	96419	\$8,135.00	65218	\$2,095.00
10 kg - 1 g	96415	\$7,900.00	65218	\$2,095.00
10 kg - 100 g	96420	\$6,910.00	65218	\$2,095.00
10 kg - 1 kg	96421	\$6,170.00	65218	\$2,095.00

*Accredited Certificate included, Statement of Accuracy not available Class E2

Class F1		Class F2		Optional		Optional	Replacement Cases	
Set Size	Part #	Price	Part #	Price	Accredited Certificate	Non-accredited Certificate	Part #	Price
10 kg - 1 mg	65214	\$6,965.00	65215	\$6,190.00	\$1,500.00	\$900.00	65218	\$2,095.00
10 kg - 100 mg	96429	\$6,845.00	96445	\$6,085.00	\$1,325.00	\$820.00	65218	\$2,095.00
10 kg - 1 g	96430	\$6,730.00	96446	\$5,995.00	\$1,180.00	\$690.00	65218	\$2,095.00
10 kg - 100 g	96467	\$6,310.00	96444	\$5,510.00	\$870.00	\$440.00	65218	\$2,095.00
10 kg - 1 kg	96432	\$5,645.00	96448	\$5,030.00	\$530.00	\$280.00	65218	\$2,095.00

Class M1		Optional		Optional	Replacement Cases	
Set Size	Part #	Price	Accredited Certificate	Non-accredited Certificate	Part #	Price
10 kg - 1 mg	195676	Consult	Consult	Consult	Consult	Consult
10 kg - 1 g	195677	Consult	Consult	Consult	200297	Consult

Additional Accessories

Part #	Description	Price
11714	Weight glove, white cotton	\$6.00
152414	Premium tweezer	\$37.00

Weight Set Contents				
10 kg - 1 mg	10 kg - 100 mg	10 kg - 1 g	10 kg - 100 g	10 kg - 1 kg
1 - 10 kg	1 - 10 kg	1 - 10 kg	1 - 10 kg	1 - 10 kg
1 - 5 kg	1 - 5 kg	1 - 5 kg	1 - 5 kg	1 - 5 kg
2 - 2 kg	2 - 2 kg	2 - 2 kg	2 - 2 kg	2 - 2 kg
1 - 1 kg	1 - 1 kg	1 - 1 kg	1 - 1 kg	1 - 1 kg
1 - 500 g	1 - 500 g	1 - 500 g	1 - 500 g	-
2 - 200 g	2 - 200 g	2 - 200 g	2 - 200 g	-
1 - 100 g	1 - 100 g	1 - 100 g	1 - 100 g	-
1 - 50 g	1 - 50 g	1 - 50 g	-	-
2 - 20 g	2 - 20 g	2 - 20 g	-	-
1 - 10 g	1 - 10 g	1 - 10 g	-	-
1 - 5 g	1 - 5 g	1 - 5 g	-	-
2 - 2 g	2 - 2 g	2 - 2 g	-	-
1 - 1 g	1 - 1 g	1 - 1 g	-	-
1 - 500 mg	1 - 500 mg	-	-	-
2 - 200 mg	2 - 200 mg	-	-	-
1 - 100 mg	1 - 100 mg	-	-	-
1 - 50 mg	-	-	-	-
2 - 20 mg	-	-	-	-
1 - 10 mg	-	-	-	-
1 - 5 mg	-	-	-	-
2 - 2 mg	-	-	-	-
1 - 1 mg	-	-	-	-
Piece Count				
29	21	17	9	5
Total Weight				
21.11111 kg	21.11105 kg	21.111 kg	21 kg	20 kg
Part #				
65213-Class E2	96419-Class E2	96415-Class E2	96420-Class E2	96421-Class E2
65214-Class F1	96429-Class F1	96430-Class F1	96467-Class F1	96432-Class F1
65215-Class F2	96445-Class F2	96446-Class F2	96444-Class F2	96448-Class F2
195676-Class F2	-	195677-Class F2	-	-

Secondary Case		
Part #	Size	Price
34697	100 g - 1 mg	\$190.00

Additional Accessories		
Part #	Description	Price
36092	Statement of Accuracy*	\$45.00
11714	Weight glove, white cotton	\$6.00
11711	Tweezer	\$4.00
152414	Premium tweezer	\$37.00
25836	Serial number	\$16.00
50035	Weight forceps, plastic, 200 g - 500 g	\$37.00
11755	Leaf weight cover	\$37.00
50000	Tong assembly 1 kg - 200 g	\$64.00
50037	Lifter, 5 kg and 2 kg	\$47.00

*Not available for Class E2

Metric

Range: 20kg

Class E2*			Replacement Cases	
Set Size	Part #	Price	Part #	Price
20 kg - 1 mg	65210	\$11,665.00	65219	\$1,988.00
20 kg - 100 mg	96416	\$11,350.00	65219	\$1,988.00
20 kg - 1 g	96414	\$11,005.00	65219	\$1,988.00
20 kg - 100 g	96417	\$10,075.00	65219	\$1,988.00
20 kg - 1 kg	96418	\$8,965.00	65219	\$1,988.00

*Accredited Certificate included, Statement of Accuracy not available, Class E2

Class F1			Class F2		Optional		Optional		Replacement Cases	
Set Size	Part #	Price	Part #	Price	Accredited Certificate	Non-accredited Certificate	Part #	Price	Part #	Price
20 kg - 1 mg	65211	\$9,100.00	65212	\$8,095.00	\$1,680.00	\$1,025.00	65219	\$1,988.00	65219	\$1,988.00
20 kg - 100 mg	96428	\$8,940.00	96447	\$7,960.00	\$1,445.00	\$885.00	65219	\$1,988.00	65219	\$1,988.00
20 kg - 1 g	96425	\$8,840.00	96441	\$7,875.00	\$1,285.00	\$760.00	65219	\$1,988.00	65219	\$1,988.00
20 kg - 100 g	96426	\$8,420.00	96442	\$7,500.00	\$975.00	\$500.00	65219	\$1,988.00	65219	\$1,988.00
20 kg - 1 kg	96427	\$7,755.00	96443	\$6,905.00	\$645.00	\$340.00	65219	\$1,988.00	65219	\$1,988.00

Weight Set Contents				
20 kg - 1 mg	20 kg - 100 mg	20 kg - 1 g	20 kg - 100 g	20 kg - 1 kg
1 - 20 kg	1 - 20 kg	1 - 20 kg	1 - 20 kg	1 - 20 kg
1 - 10 kg	1 - 10 kg	1 - 10 kg	1 - 10 kg	1 - 10 kg
1 - 5 kg	1 - 5 kg	1 - 5 kg	1 - 5 kg	1 - 5 kg
2 - 2 kg	2 - 2 kg	2 - 2 kg	2 - 2 kg	2 - 2 kg
1 - 1 kg	1 - 1 kg	1 - 1 kg	1 - 1 kg	1 - 1 kg
1 - 500 g	1 - 500 g	1 - 500 g	1 - 500 g	-
2 - 200 g	2 - 200 g	2 - 200 g	2 - 200 g	-
1 - 100 g	1 - 100 g	1 - 100 g	1 - 100 g	-
1 - 50 g	1 - 50 g	1 - 50 g	-	-
2 - 20 g	2 - 20 g	2 - 20 g	-	-
1 - 10 g	1 - 10 g	1 - 10 g	-	-
1 - 5 g	1 - 5 g	1 - 5 g	-	-
2 - 2 g	2 - 2 g	2 - 2 g	-	-
1 - 1 g	1 - 1 g	1 - 1 g	-	-
1 - 500 mg	1 - 500 mg	-	-	-
2 - 200 mg	2 - 200 mg	-	-	-
1 - 100 mg	1 - 100 mg	-	-	-
1 - 50 mg	-	-	-	-
2 - 20 mg	-	-	-	-
1 - 10 mg	-	-	-	-
1 - 5 mg	-	-	-	-
2 - 2 mg	-	-	-	-
1 - 1 mg	-	-	-	-
Piece Count				
30	22	18	10	6
Total Weight				
41.11111 kg	41.11105 kg	41.111 kg	41 kg	40 kg
Part #				
65210-Class E2	96416-Class E2	96414-Class E2	96417-Class E2	96418-Class E2
65211-Class F1	96428-Class F1	96425-Class F1	96426-Class F1	96427-Class F1
65212-Class F2	96447-Class F2	96441-Class F2	96442-Class F2	96443-Class F2

Secondary Case		
Part #	Size	Price
34697	100 g - 1 mg	\$190.00

Additional Accessories		
Part #	Description	Price
36092	Statement of Accuracy	\$45.00
11714	Weight glove, white cotton	\$6.00
11711	Tweezer	\$4.00
152414	Premium tweezer	\$37.00
25836	Serial number	\$16.00
50035	Weight forceps, plastic, 200 - 500 g	\$37.00
11755	Leaf weight cover	\$37.00
50000	Tong assembly 1 kg - 200 g	\$64.00
50037	Lifter, 5 and 2 kg	\$47.00

Sealing Plugs



Sealing Plugs

Part #	Diameter	Price
Lead Plugs		
11749	2 3/4 in (69.8 mm)	\$4.50
11750	1 7/8 in (47.6 mm)	\$4.00
11751	1 in (25.4 mm)	\$3.50
11752	1/2 in (12.7 mm)	\$3.50
11753	1 1/4 in (31.7 mm)	\$3.50
11760	9/16 in (14.3 mm)	\$3.50
11761	5/8 in (15.9 mm)	\$3.50
11765	3/4 in (19.1 mm)	\$3.50
11785	7/8 in (22.2 mm)	\$3.50
Aluminum Plugs		
11744	3/8 in (9.5 mm)	\$2.00
11745	1/2 in (12.7 mm)	\$2.00
11746	5/8 in (15.9 mm)	\$2.00
11762	1 in (25.4 mm)	\$2.00
11767	9/16 in (14.3 mm)	\$3.50
11775	7/8 in (22.2 mm)	\$3.00
11776	3/4 in (19.1 mm)	\$2.00
Backup Plugs		
11748	2 3/4 in (69.8 mm)	\$5.00
11766	3/4 in (19.1 mm)	\$4.00
11710	1 in (25.4 mm)	\$2.00
11699	1 7/8 in (47.6 mm)	\$2.00
Backup Plugs Stainless Steel		
44992	1 in (25.4 mm)	\$2.00
44993	5/8 in (15.9 mm)	\$4.00
44994	3/8 in (9.5 mm)	\$4.50
Stainless Steel Plugs		
11709	15/16 in (23.0 mm)	\$3.50

Gloves/Transfer Equipment

Cotton 11714

- Essential tool for proper weight-handling
- Proper protection for preventing hand residue
- Residue can throw off a weight's calibration and certification for accuracy
- Rice Lake recommends using cotton gloves to handle all precision weights

Plastic 11773

- Plastic gloves are an acceptable handling tool to keep dirt and residue off your weights
- Better than handling precision weights bare-handed
- Plastic gloves are economical, disposable, convenient, and help maintain the integrity of your weights



Gloves

Part #	Description	Price
11714	White cloth glove	\$6.00
11773	Vinyl glove	\$2.50



Transfer Equipment

Part #	Description	Price
11711	Forceps, 3 5/8 in 100 g - 1 mg	\$4.00
50035	Forceps, 4 3/4 in	\$37.00
11747	Plastic bar 200 g - 3 kg, screw knob weights	\$17.00
11712	Metal handle 5 kg +, screw knob weights	\$63.00
65640*	Metal forceps	\$17.00
50037	Weight lifter, OIML 2 kg and 5 kg	\$47.00
50000	Tong assembly, 24 cm x 7.5 cm	\$64.00
152414	Tweezers, premium, 140 mm	\$37.00
157109	Tweezers, premium, 220 mm	\$42.00

*Not recommended for use with polished weights.

Cases

Guidelines for Selecting a Case

- Find the diameter, height and total mass of the weights that will need a case
- Review case dimensions to determine best fit
- Note weight limits of the case and choose accordingly

Things to keep in mind:

- Foam needs 0.5 inches between weights and edge of case
- Always select the smallest case that best fits your need
- Weights should always be stored and transported in the upright position
- The shoulder edge of the weight should be level with the foam insert
- Some cases are recommended for storage only and should not be used for shipping

Medium-Duty Cases

Medium-duty cases are primarily used for manually transporting test weights as they effectively absorb shock and resist changes in environment.

ABS Plastic Part Numbers 11531, 11534 and 11572

- ABS plastic is considered superior for its strength, gloss, and electrical insulation properties—an excellent choice for encasing weights
- All metal hardware establishes the security of your weights
- Top-mounted handle makes transporting the weights effortless
- Custom-cut foam inserts are used for insulating between the weights
- Three sizes available

Wooden Case Part Number 34645

- Walnut-constructed and felt-lined
- Built-to-order and designed specifically for our weight sets
- Available in 5 kg - 20 kg capacities
- Secured by hinged latches
- Case keeps weights free of dust and contaminants
- Protects your weights in storage and during transportation
- Cases should be packed in an external box during shipping to protect them

PVC Case Part Number 11596

- Available in capacities from 100 g - 1 mg for precision laboratory SST weight sets
- Also available for ASTM Class 0 weights in 100 g - 1 mg capacities

Industrial-Quality Cases

These heavy-duty cases are designed to be used in place of large wooden cases when portability is desired. The recessed latches provide protection insurance for your weights.

Black Thermo-formed Cases 156989, 156285 and 156284

- Excellent for transporting weights
- Recessed, heavy-duty latches confidently secure contents
- Ergonomic handles retain preferred treatment of weights
- Metal hardware resists natural wear and tear
- Special case cuttings are required for heavy duty cases at an additional charge

Black Injection-Molded Watertight Case 158121

- Designed for custom weight sets
- Ergonomic top-mounted handle provides ideal weight positioning
- Interior is custom-molded to the weights to be stored

Light-Duty/Single Weight Cases

Light-duty/single weight cases can be used for storage and shipping smaller capacity weights within additional materials.

Plastic Case Part Number 87982

- Light-duty plastic cases are used for shipping lighter capacity weights—typically single weights not exceeding 5 lb
- Plastic hinges, latches, and side mounted handle keep this case extremely lightweight and portable
- Uncut foam is included while custom-cut is available for an extra charge
- Custom-cut foam insert protects each weight from impact during transport

Leatherette Case Part Numbers 69229, 69228 and 69429

- Secure storage of single weights with snap lid
- Considered light duty and used for storage and shipping
- Leatherette in a non-porous material—ideal weight protection
- Three sizes of leatherette cases available

Acrylic, Clean Room Case Part Numbers 89179 and 89180

- Ideal for all clean room environments
- Tough, clear acrylic protects your valuable investment
- Provide compliance for stringent clean room requirements
- Not recommended for shipping, developed exclusively for storage
- Available as an accessory only
- Rice Lake recommends shipping weights using wooden or plastic weight cases



Shown with optional insert



PN 87982



PN 11534



PN 158121



PN 156989



PN 156285



PN 156284



Polycarbonate Cases



PN 21230



PN 11531



PN 11572



PN 69429



PN 69229

Pelican Cases

Part #	Width	Length	Closed Height	Price
21230	22 in	17 in	8 in	\$360.00
21229	17 in	11 3/4 in	6 in	\$242.00

Replacement Cases

Part #	Width	Length	Closed Height	Price
Acrylic Clean Room Cases				
89180	8.7 in	4.7 in	2.8 in	\$196.00
89179	6.04 in	3.04 in	1.8 in	\$105.00
89181	12 in	5 1/4 in	4 in	\$310.00
89182	13 1/4 in	8 1/2 in	5 3/4 in	\$490.00
Leatherette				
69429	3 3/4 in	1 7/8 in	1 1/16 in	\$32.00
69229	3 7/16 in	2 1/2 in	7/8 in	\$32.00
Polycarbonate Cases				
Consult	4.25 in	4.25 in	4.875 in	\$32.00
Consult	3.12 in	3.12 in	3.61 in	\$32.00
Consult	2.25 in	2.25 in	2.45 in	\$35.00
Plastic				
87982	12 in	8 in	3 1/2 in	\$70.00
ABS Plastic				
11531	13 1/2 in	7 5/8 in	6 in	\$211.00
11534	14 3/8 in	9 3/8 in	7 5/8 in	\$222.00
11572	8 3/8 in	6 1/2 in	7 1/8 in	\$160.00
Sealers Cube Wt - with precut foam insert				
40783	14 3/8 in	9 3/8 in	7 5/8 in	\$305.00
Heavy Duty Industrial Cases				
156989	16.3 in	22.4 in	10.5 in	\$725.00
156285	11.4 in	16.4 in	9.0 in	\$485.00
158121	9.5 in	12.63 in	4.75 in	\$278.00
156284	9.9 in	9.9 in	11.0 in	\$390.00
Protection Containers				
80420	Capsule			\$4.00
50038	Vial			\$4.00

ACCESSORIES

Transfer Cart/Touch-Up Paint/Canvas Dust Covers



PN 11702

Transfer Carts



PN 11700

Transfer Cart

Part #	Width	Length	Height	Price
11700	36 1/2 in (927.1 mm)	74 1/2 in (1892.3 mm)	29 in (736.6 mm)	\$1,468.00

For use on smooth, level surfaces—especially for moving 500 or 1,000 lb heavy-capacity weights.

11702	25 in (635 mm)	37.5 in (952.5 mm)	14.5 in (368.3 mm)	\$1,680.00
-------	----------------	--------------------	--------------------	------------

For use on smooth, level surfaces—for holding up to fifteen 50 lb grip-handle weights.

Hook Replacement Parts		
22643	Short hook for 1,000 lb weight	\$42.00
22644	Long hook for 500 lb weight	\$42.00



Touch-Up/Repair Paint

Part #	Color	Price
88561	Aerosol spray (gold)	\$27.00
88562	Aerosol spray (silver)	\$27.00
88563	Aerosol spray (primer)	\$27.00

Spray paint ships UPS ground only



Canvas Dust Covers

Weight Part #	Capacity	Cover Part #	Price
12890	200 lb	11720	\$185.00
12844	500 lb	11722	\$185.00
12880	750 lb	11723	\$185.00
12850	1,000 lb	11724	\$185.00
12858	1,250 lb	11727	\$185.00
12866	2,000 lb	11729	\$185.00
12817	100 kg	11738	\$185.00
12782	250 kg	11740	\$185.00
12797	500 kg	11741	\$185.00
12801	1,000 kg	11742	\$185.00
12821	2,000 kg	11743	\$185.00

Checkweighers

TABLE OF CONTENTS

IQ PLUS® 2100	312
<i>Digital Bench Scale</i>	
IQ PLUS® 2100SL	314
<i>Digital Bench Scale</i>	
CW-90	316
<i>Over/Under Checkweigher</i>	
CW-90X	318
<i>Over/Under Washdown Checkweigher</i>	
DIGI DSX-1000	320
<i>High Precision Checkweigher</i>	

ESPAÑOL | Visite ricelake.com/spanish
para ver todos los materiales
Rice Lake que están
disponibles en español.

*Product names, logos, brands and other trademarks featured
or referred to within this publication are the property of their respective trademark holders.*

IQ Plus® 2100

Digital Bench Scale



IQ plus 2100 with attachment bracket



IQ plus 2100 with column



IQ plus 2100 with tilt stand

Standard Features

- NEMA Type 4X/IP66
- 304 stainless steel construction
- Large, bold 0.8 in light emitting diode (LED) display
- Status annunciators: lb, kg, oz, g, negative, motion, center of zero
- One full-duplex RS-232 port
- Two digital inputs for remote zero, print and units
- 12 in column, attachment bracket or tilt stand for table, wall or under counter mounting
- Aluminum, single-point load cell
- Overload and upload stops on scale base
- Stainless steel, non-tactile feel, piezo zero and units buttons
- Unit of measure: kg, gm, lb, oz, lb/oz (lb/oz is not Legal for Trade)
- PreVent™ breather vent

Approvals



Measurement
Canada
Approved

Specifications

Line Voltages:
115 or 230 VAC

Frequency:
50 or 60 Hz

Power Consumption:
70 mA at 115 VAC (8 W)
35 mA at 230 VAC (8 W)

Display Resolution:
10,000 dd

Digital Inputs:
Two inputs, TTL or switch closure, active-low

Serial Communications:
Full-duplex RS-232; 9600, 4800, 2400, 1200 bps;
seven or eight data bits; even, odd or no parity

Display:
Six-digit light emitting diode (LED) display
Seven-segment, 0.8 in (20 mm) digits

LED Annunciators:
Negative value, center of zero, motion, kg, g, lb, oz

Keypad:
Two stainless steel piezo switches

Operating Temperature:
14° F to 104° F (-10° C to 40° C)

Rating/Material:
NEMA Type 4X/IP66, stainless steel

Warranty:
Two-year limited warranty

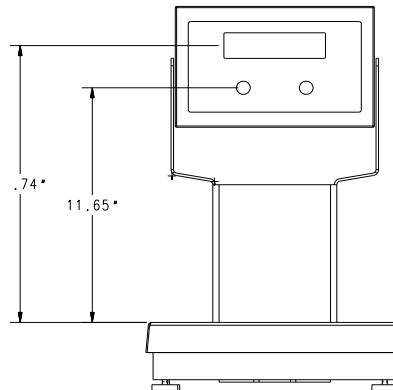
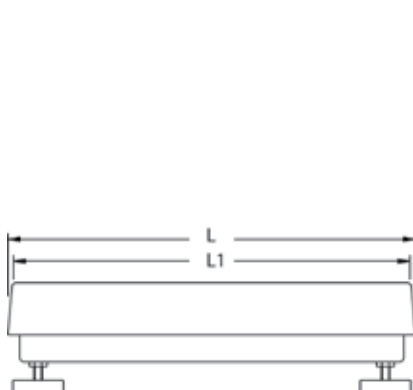
Approvals:
Indicator:
NTEP CC 00-045 Class III/IIIL 10,000 d
Measurement Canada AM-5374;
UL and C-UL listed

Base:
NTEP CC 95-072, Class III 5,000 d

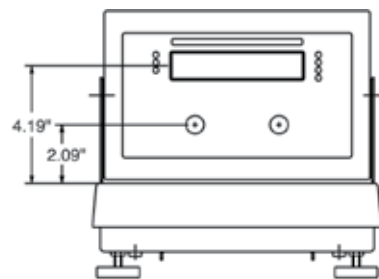
Dimensions

Platform Dimensions	L	L1
10 x 10 in (254 x 254 mm)	10.25 in (260.4 mm)	10 in (254 mm)
12 x 12 in (304.8 x 304.8 mm)	12.25 in (311.2 mm)	12 in (304.8 mm)

See BenchMark® Series—Stainless Steel for 12 x 18 in, 18 x 18 in, 18 x 24 in, and 24 x 24 in detailed platform dimensions



With 12 in column



With attachment bracket

Part Number/Price

Part #	Capacity	Platform Size*	Est. Weight	Price
IQ plus 2100 with tilt stand - 115 VAC				
63053†	5 lb x 0.001 lb (2.5 kg x 0.0005 kg) (2,500 g x 0.5 g) (80 oz x 0.02 oz)	10 x 10 in	23 lb	\$1,065.00
63052†	10 lb x 0.002 lb (5 kg x 0.001 kg) (5,000 g x 1 g) (160 oz x 0.05 oz)	10 x 10 in	23 lb	\$1,065.00
63051†	25 lb x 0.005 lb (10 kg x 0.002 kg) (10,000 g x 2 g) (400 oz x 0.10 oz)	10 x 10 in	23 lb	\$1,065.00
63050†	50 lb x 0.01 lb (25 kg x 0.005 kg) (25,000 g x 5 g) (800 oz x 0.20 oz)	12 x 12 in	26 lb	\$1,175.00
63049†	100 lb x 0.02 lb (50 kg x 0.01 kg) (50,000 g x 10 g) (1,600 oz x 0.50 oz)	12 x 12 in	26 lb	\$1,175.00
IQ plus 2100 with attachment bracket - 115 VAC				
63043†	5 lb x 0.001 lb (2.5 kg x 0.0005 kg) (2,500 g x 0.5 g) (80 oz x 0.02 oz)	10 x 10 in	23 lb	\$1,095.00
63042†	10 lb x 0.002 lb (5 kg x 0.001 kg) (5,000 g x 1 g) (160 oz x 0.05 oz)	10 x 10 in	23 lb	\$1,095.00
63041†	25 lb x 0.005 lb (10 kg x 0.002 kg) (10,000 g x 2 g) (400 oz x 0.10 oz)	10 x 10 in	23 lb	\$1,095.00
63040†	50 lb x 0.01 lb (25 kg x 0.005 kg) (25,000 g x 5 g) (800 oz x 0.20 oz)	12 x 12 in	26 lb	\$1,210.00
63039†	100 lb x 0.02 lb (50 kg x 0.01 kg) (50,000 g x 10 g) (1,600 oz x 0.50 oz)	12 x 12 in	26 lb	\$1,210.00
IQ plus 2100 with 12 in column - 115 VAC				
63048†	5 lb x 0.001 lb (2.5 kg x 0.0005 kg) (2,500 g x 0.5 g) (80 oz x 0.02 oz)	10 x 10 in	25 lb	\$1,170.00
63047†	10 lb x 0.002 lb (5 kg x 0.001 kg) (5,000 g x 1 g) (160 oz x 0.05 oz)	10 x 10 in	25 lb	\$1,170.00
63046†	25 lb x 0.005 lb (10 kg x 0.002 kg) (10,000 g x 2 g) (400 oz x 0.10 oz)	10 x 10 in	25 lb	\$1,170.00
63045†	50 lb x 0.01 lb (25 kg x 0.005 kg) (25,000 g x 5 g) (800 oz x 0.20 oz)	12 x 12 in	28 lb	\$1,280.00
63044†	100 lb x 0.02 lb (50 kg x 0.01 kg) (50,000 g x 10 g) (1,600 oz x 0.50 oz)	12 x 12 in	28 lb	\$1,280.00
IQ plus 2100 with 12 in column - 230 VAC				
63063††	5 lb x 0.001 lb (2.5 kg x 0.0005 kg) (2,500 g x 0.5 g) (80 oz x 0.02 oz)	10 x 10 in	25 lb	\$1,170.00
63062††	10 lb x 0.002 lb (5 kg x 0.001 kg) (5,000 g x 1 g) (160 oz x 0.05 oz)	10 x 10 in	25 lb	\$1,170.00
63061††	25 lb x 0.005 lb (10 kg x 0.002 kg) (10,000 g x 2 g) (400 oz x 0.10 oz)	10 x 10 in	25 lb	\$1,170.00
63060††	50 lb x 0.01 lb (25 kg x 0.005 kg) (25,000 g x 5 g) (800 oz x 0.20 oz)	12 x 12 in	28 lb	\$1,280.00
63059††	100 lb x 0.02 lb (50 kg x 0.01 kg) (50,000 g x 10 g) (1,600 oz x 0.50 oz)	12 x 12 in	28 lb	\$1,280.00
IQ plus 2100 with 18 in column - 115 VAC				
72476†	50 lb x 0.01 lb (25 kg x 0.005 kg) (25,000 g x 5 g) (800 oz x 0.02 oz)	12 x 18 in	37 lb	\$1,695.00
72477†	100 lb x 0.02 lb (50 kg x 0.01 kg) (50,000 g x 10 g) (1,600 oz x 0.50 oz)	12 x 18 in	37 lb	\$1,695.00
72478†	50 lb x 0.01 lb (25 kg x 0.005 kg) (25,000 g x 5 g) (800 oz x 0.02 oz)	18 x 18 in	68 lb	\$2,275.00
72479†	150 lb x 0.05 lb (75 kg x 0.02 kg) (75,000 g x 20 g) (2,400 oz x 0.50 oz)	18 x 18 in	68 lb	\$2,275.00
72480†	300 lb x 0.1 lb (150 kg x 0.05 kg) (150,000 g x 50 g) (4,800 oz x 1 oz)	18 x 18 in	68 lb	\$2,275.00
72481†	500 lb x 0.1 lb (250 kg x 0.05 kg) (250,000 g x 50 g) (8,000 oz x 2 oz)	18 x 18 in	68 lb	\$2,275.00
72482†	50 lb x 0.01 lb (25 kg x 0.005 kg) (25,000 g x 5 g) (800 oz x 0.02 oz)	18 x 24 in	78 lb	\$2,495.00
72483†	150 lb x 0.05 lb (75 kg x 0.02 kg) (75,000 g x 20 g) (2,400 oz x 0.50 oz)	18 x 24 in	78 lb	\$2,495.00
72484†	300 lb x 0.1 lb (150 kg x 0.05 kg) (150,000 g x 50 g) (4,800 oz x 1 oz)	18 x 24 in	78 lb	\$2,495.00
72485†	500 lb x 0.1 lb (250 kg x 0.05 kg) (250,000 g x 50 g) (8,000 oz x 2 oz)	18 x 24 in	78 lb	\$2,495.00
72486†	1,000 lb x 0.2 lb (500 kg x 0.1 kg) (500,000 g x 100 g) (16,000 oz x 5 oz)	18 x 24 in	78 lb	\$2,495.00
72487†	150 lb x 0.05 lb (75 kg x 0.02 kg) (75,000 g x 20 g) (2,400 oz x 0.50 oz)	24 x 24 in	84 lb	\$2,625.00
72488†	300 lb x 0.1 lb (150 kg x 0.05 kg) (150,000 g x 50 g) (4,800 oz x 1 oz)	24 x 24 in	84 lb	\$2,625.00
72489†	500 lb x 0.1 lb (250 kg x 0.05 kg) (250,000 g x 50 g) (8,000 oz x 2 oz)	24 x 24 in	84 lb	\$2,625.00
72490†	1,000 lb x 0.2 lb (500 kg x 0.1 kg) (500,000 g x 100 g) (16,000 oz x 5 oz)	24 x 24 in	84 lb	\$2,625.00



† NEMA 5-15 plug



†† CEE 7/7 plug

Options/Accessories

Part #	Description	Price
N/A***	18 in column replacing standard 12 in column	+50.00 list price add on
53415	Additional operation manual	\$30.00

* To convert inches to millimeters: Multiply inch measurement by 25.4

*** Not recommended for use with scale bases smaller than 12 x 12 in

IQ Plus® 2100SL

Digital Bench Scale



Standard Features

- NEMA Type 4X/IP66
- 304 stainless steel construction
- Large, bold 0.8 in light emitting diode (LED) display
- Status annunciators: lb, kg, oz, g, negative, motion, center of zero
- One full-duplex RS-232 port
- Two digital inputs for remote zero, print and units
- 12 in column, attachment bracket or tilt stand for table, wall or under counter mounting
- Aluminum, single-point load cell
- Overload and upload stops on scale base
- Stainless steel, non-tactile feel, piezo zero and units buttons
- Unit of measure: kg, gm, lb, oz, lb/oz (lb/oz is not Legal for Trade)
- PreVent™ breather vent
- Spring-loaded platform

Approvals



Measurement
Canada
Approved

Specifications

Line Voltages:

115 or 230 VAC

Frequency:

50 or 60 Hz

Power Consumption:

70 mA at 115 VAC (8 W)

35 mA at 230 VAC (8 W)

Display Resolution:

10,000 dd

Digital Inputs:

Two inputs, TTL or switch closure, active-low

Serial Communications:

Full-duplex RS-232; 9600, 4800, 2400, 1200 bps;
seven or eight data bits; even, odd or no parity

Display:

Six-digit light emitting diode (LED) display

Seven-segment, 0.8 in (20 mm) digits

LED Annunciators:

Negative value, center of zero, motion, kg, g, lb, oz

Keypad:

Two stainless steel piezo switches

Operating Temperature:

14° F to 104° F (-10° C to 40° C)

Rating/Material:

NEMA Type 4X/IP66, stainless steel

Warranty:

Two-year limited warranty

Approvals:

Indicator:

NTEP CC 00-045 Class III/IIIL 10,000 d

Measurement Canada, AM-5374;

UL and C-UL listed

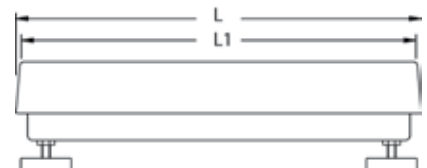
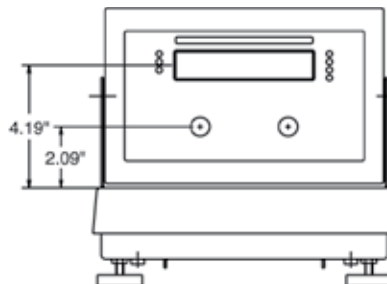
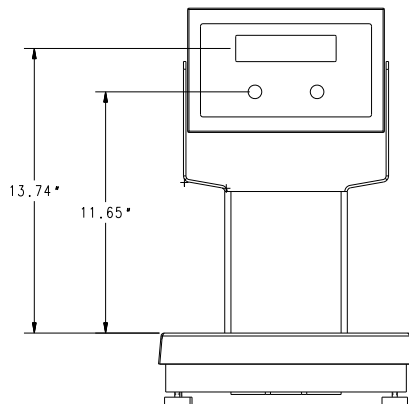
Base:

NTEP CC 95-072, Class III 5,000 d

Dimensions

Platform Dimensions	L	L1
10 x 10 in (254 x 254 mm)	10.25 in (260.4 mm)	10 in (254 mm)
12 x 12 in (304.8 x 304.8 mm)	12.25 in (311.2 mm)	12 in (304.8 mm)

See BenchMark Series—Stainless Steel for 12 x 18 in, 18 x 18 in, 18 x 24 in and 24 x 24 in detailed platform dimensions



With 12 in column

Part Number/Price

Part #	Capacity	Platform Size*	Est. Weight	Price
IQ plus 2100SL with tilt stand - 115 VAC				
65168	5 lb x 0.001 lb (2.5 kg x 0.0005 kg) (2,500 g x 0.5 g) (80 oz x 0.02 oz)	10 x 10 in	21 lb	\$1,160.00
65169	10 lb x 0.002 lb (5 kg x 0.001 kg) (5,000 g x 1 g) (160 oz x 0.05 oz)	10 x 10 in	21 lb	\$1,190.00
65170	20 lb x 0.005 lb (10 kg x 0.002 kg) (10,000 g x 2 g) (320 oz x 0.1 oz)	10 x 10 in	21 lb	\$1,190.00
65171	30 lb x 0.01 lb (15 kg x 0.005 kg) (15,000 g x 5 g) (480 oz x 0.1 oz)	10 x 10 in	21 lb	\$1,190.00
65172	30 lb x 0.01 lb (15 kg x 0.005 kg) (15,000 g x 5 g) (480 oz x 0.1 oz)	12 x 12 in	24 lb	\$1,265.00
65173	50 lb x 0.01 lb (25 kg x 0.005 kg) (25,000 g x 5 g) (800 oz x 0.20 oz)	12 x 12 in	24 lb	\$1,295.00
65174	100 lb x 0.02 lb (50 kg x 0.01 kg) (50,000 g x 10 g) (1,600 oz x 0.50 oz)	12 x 12 in	24 lb	\$1,295.00
IQ plus 2100SL with attachment bracket - 115 VAC				
65175	5 lb x 0.001 lb (2.5 kg x 0.0005 kg) (2,500 g x 0.5 g) (80 oz x 0.02 oz)	10 x 10 in	21 lb	\$1,220.00
65176	10 lb x 0.002 lb (5 kg x 0.001 kg) (5,000 g x 1 g) (160 oz x 0.05 oz)	10 x 10 in	21 lb	\$1,220.00
65177	20 lb x 0.005 lb (10 kg x 0.002 kg) (10,000 g x 2 g) (320 oz x 0.1 oz)	10 x 10 in	21 lb	\$1,220.00
65178	30 lb x 0.01 lb (15 kg x 0.005 kg) (15,000 g x 5 g) (480 oz x 0.1 oz)	10 x 10 in	21 lb	\$1,220.00
65179	30 lb x 0.01 lb (15 kg x 0.005 kg) (15,000 g x 5 g) (480 oz x 0.1 oz)	12 x 12 in	24 lb	\$1,295.00
65180	50 lb x 0.01 lb (25 kg x 0.005 kg) (25,000 g x 5 g) (800 oz x 0.20 oz)	12 x 12 in	24 lb	\$1,330.00
65181	100 lb x 0.02 lb (50 kg x 0.01 kg) (50,000 g x 10 g) (1,600 oz x 0.50 oz)	12 x 12 in	24 lb	\$1,330.00
IQ plus 2100SL with 12 in column - 115 VAC				
65182	5 lb x 0.001 lb (2.5 kg x 0.0005 kg) (2,500 g x 0.5 g) (80 oz x 0.02 oz)	10 x 10 in	23 lb	\$1,290.00
65183	10 lb x 0.002 lb (5 kg x 0.001 kg) (5,000 g x 1 g) (160 oz x 0.05 oz)	10 x 10 in	23 lb	\$1,290.00
65184	20 lb x 0.005 lb (10 kg x 0.002 kg) (10,000 g x 2 g) (320 oz x 0.1 oz)	10 x 10 in	23 lb	\$1,290.00
65185	30 lb x 0.01 lb (15 kg x 0.005 kg) (15,000 g x 5 g) (480 oz x 0.1 oz)	10 x 10 in	23 lb	\$1,290.00
65186	30 lb x 0.01 lb (15 kg x 0.005 kg) (15,000 g x 5 g) (480 oz x 0.1 oz)	12 x 12 in	26 lb	\$1,370.00
65187	50 lb x 0.01 lb (25 kg x 0.005 kg) (25,000 g x 5 g) (800 oz x 0.20 oz)	12 x 12 in	26 lb	\$1,405.00
65188	100 lb x 0.02 lb (50 kg x 0.01 kg) (50,000 g x 10 g) (1,600 oz x 0.50 oz)	12 x 12 in	26 lb	\$1,405.00

Options/Accessories

Part #	Description	Price
N/A***	18 in column replacing standard 12 in column	+50.00 list price add on
53415	Additional operation manual	\$30.00

* To convert inches to millimeters: Multiply inch measurement by 25.4

*** Not recommended for use with scale bases smaller than 12 x 12 in

CW-90

Over/Under Checkweigher



Standard Features

- Membrane keypad consisting of ZERO, UNITS, PRINT, TARE, OVER, UNDER, ID, TARGET, 0-9, CLEAR, DECIMAL, ENTER, MENU, POWER
- 304 stainless steel, IP66 rated indicator
- PreVent™ breather vent
- Storage for up to 50 IDs
- Unit of Measure: kg, gm, lb, oz, lb/oz (lb/oz is not Legal for Trade)
- High-intensity LED display
- Battery backed time and date
- Two full duplex RS-232 serial ports
- Configurable print formats
- Audit trail tracking
- Optional communications: Ethernet, USB or Fiber Optic
- Four configurable Digital I/O
- Reflash memory to upgrade firmware
- Auto print capability

Scale:

- Aluminum, environmentally sealed load cell
- 304 stainless steel
- Meets HACCP requirements
- Five point overload protection



Approvals



Measurement
Canada
Approved



Specifications

Power - AC:**Line voltages:**

115/230 VAC

Frequency:

50/60 Hz

Power Consumption:

1.5 A at 115 VAC (8 W)

0.75 A at 230 VAC (8 W)

Measurement Rate:

960, 480, 240, 120, 60, 30, 15, 7.5 per second

System Linearity:

±0.01% full scale

Digital I/O:

Four channels on CPU board

Circuit Protection:

RFI, EMI, ESD protection

Display:

Large 0.8 in, 14 segment, six digit high-intensity red LED display

Status Annunciators:

Designators for %, kg, gm, lb, oz, center of zero, G/B, N, T, PT, neg, motion

Operating Temperature:

Legal: 14° F to 104° F (-10° C to 40° C)

Rating/Material:

IP66, stainless steel

Display Resolution:

100,000 graduations maximum

Load Cell:

Aluminum, environmentally sealed

Warranty:

Two-year limited warranty

Approvals:**Indicator:**

NTEP CC 08-092, Class III/IIIL 10,000 d

Measurement Canada AM-5710, Class III 10,000 d

OIML R76/2006-GBI-10.02

TC GB-1385

TAC UK2900

UL and CUL listed

CE marked

Scale:

NTEP CC 95-072, Class III 5,000 d

Measurement Canada AM-5082, Class III 5,000 d

NSF

Part Number/Price

Part #	Capacity	Platform Dimensions	Column Height	Est. Weight	Price
115 VAC					
105957[†]	5 lb x 0.001 lb (2.5 kg x 0.0005 kg) or (80 oz x 0.02 oz)	10 x 10 x 4.25 in	12 in	29 lb	\$1,325.00
105958[†]	10 lb x 0.002 lb (5 kg x 0.001 kg) or (160 oz x 0.05 oz)	10 x 10 x 4.25 in	12 in	29 lb	\$1,325.00
105959[†]	25 lb x 0.005 lb (10 kg x 0.002 kg) or (400 oz x 0.1 oz)	10 x 10 x 4.25 in	12 in	29 lb	\$1,325.00
105960[†]	25 lb x 0.005 lb (10 kg x 0.002 kg) or (400 oz x 0.1 oz)	12 x 12 x 4.25 in	12 in	33 lb	\$1,435.00
105961[†]	50 lb x 0.01 lb (25 kg x 0.005 kg) or (800 oz x 0.2 oz)	12 x 12 x 4.25 in	12 in	33 lb	\$1,435.00
105962[†]	100 lb x 0.02 lb (50 kg x 0.01 kg) or (1,600 oz x 0.5 oz)	12 x 12 x 4.25 in	12 in	33 lb	\$1,435.00
230 VAC CE marked/OIML approved					
106123^{††}	3 kg x 0.001 kg	254 x 254 x 108 mm	305 mm	13.2 kg	\$1,325.00
106124^{††}	6 kg x 0.002 kg	254 x 254 x 108 mm	305 mm	13.2 kg	\$1,325.00
106125^{††}	15 kg x 0.005 kg	254 x 254 x 108 mm	305 mm	13.2 kg	\$1,325.00
106126^{††}	15 kg x 0.005 kg	305 x 305 x 108 mm	305 mm	15 kg	\$1,435.00
106127^{††}	30 kg x 0.01 kg	305 x 305 x 108 mm	305 mm	15 kg	\$1,435.00
106128^{††}	60 kg x 0.02 kg	305 x 305 x 108 mm	305 mm	15 kg	\$1,435.00
230 VAC					
118891[†]	2.5 kg x 0.0005 kg (5 lb x 0.001 lb) or (80 oz x 0.02 oz)	10 x 10 x 4.25 in	12 in	29 lb	\$1,325.00
118892[†]	5 kg x 0.001 kg (10 lb x 0.002 lb) or (160 oz x 0.05 oz)	10 x 10 x 4.25 in	12 in	29 lb	\$1,325.00
118893[†]	10 kg x 0.002 kg (25 lb x 0.005 lb) or (400 oz x 0.1 oz)	10 x 10 x 4.25 in	12 in	29 lb	\$1,325.00
118895[†]	10 kg x 0.002 kg (25 lb x 0.005 lb) or (400 oz x 0.1 oz)	12 x 12 x 4.25 in	12 in	33 lb	\$1,435.00
118896[†]	25 kg x 0.005 kg (50 lb x 0.01 lb) or (800 oz x 0.2 oz)	12 x 12 x 4.25 in	12 in	33 lb	\$1,435.00
118897[†]	50 kg x 0.01 kg (100 lb x 0.02 lb) or (1,600 oz x 0.5 oz)	12 x 12 x 4.25 in	12 in	33 lb	\$1,435.00



[†] NEMA 5-15 plug

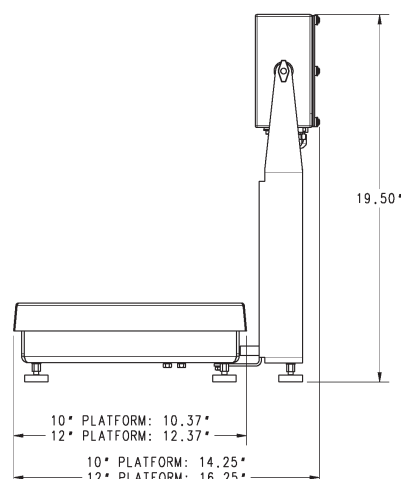
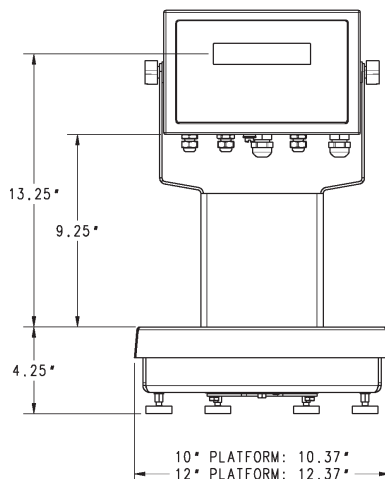


^{††} CEE 7/7 plug

Options/Accessories

Part #	Description	Price
200578	Ethernet TCP/IP	\$400.00
108671	Wireless LAN card Wi-Fi 802.11 A/B	\$570.00
200577	USB Port (PC connection only) cable included	\$175.00
95357	USB cable, type A to mini-B, 1 meter	\$10.00
171968	Firmware download cable	\$35.00
96736	Fiber-optic board	\$250.00
78026	Fiber-optic, duplex cable 100 ft	\$140.00
80892	Fiber-optic cutter	\$9.00
117358	WeighVault™ for CW-90 software (requires part number 77142 or 108671)	\$250.00
72763	CD, Ethernet 920i 720i CW90 CW90X iQube	\$35.00

* To convert inches to millimeters: Multiply inch measurement by 25.4



CW-90X

Over/Under Washdown Checkweigher



Standard Features

- Piezo keypad consisting of ZERO, UNITS, PRINT, TARE, OVER, UNDER, ID, TARGET, ENTER, MENU, POWER
- 304 stainless steel, IP69K rated indicator
- PreVent™ breather vent
- Storage for up to 50 IDs
- Unit of measure: kg, gm, lb, oz, lb/oz (lb/oz is not Legal for Trade)
- High-intensity LED display
- Battery backed time and date
- Two full-duplex RS-232 serial ports
- Configurable print formats
- Audit trail tracking
- Optional communications: Ethernet, USB or fiber-optic
- Four configurable Digital I/O
- Reflash memory to upgrade firmware
- Auto print capability

Scale:

- IP69K, stainless steel, hermetically sealed load cell
- 304 stainless steel
- Meets HACCP requirements
- Five point overload protection



Approvals



Measurement
Canada
Approved



Specifications

Power-AC:

Line voltages:

115/230 VAC

Frequency:

50/60 Hz

Power Consumption:

1.5 A at 115 VAC (8 W),

0.75 A at 230 VAC (8 W)

Measurement Rate:

960, 480, 240, 120, 60, 30, 15, 7.5 per second

System Linearity:

±0.01% full scale

Digital I/O:

Four channels on CPU board

Circuit Protection:

RFI, EMI, ESD protection

Display:

Large 0.8 in, 14-segment, six-digit high-intensity red LED display

Status Annunciators:

Designators for %, kg, gm, lb, oz, center of zero, G/B, N, T, PT, neg, motion

Operating Temperature:

Legal: 14° F to 104° F (-10° C to 40° C)

Rating/Material:

IP69K, stainless steel

Display Resolution:

100,000 graduations maximum

Load Cell:

IP69K, stainless steel, hermetically sealed

Warranty:

Three-year limited warranty

Approvals:

Indicator:

NTEP CC 08-092, Class III/IIIL 10,000 d

Measurement Canada AM-5710, Class III 10,000 d

OIML R76/2006-GBI-10.02

TC GB-1385

TAC UK2900

UL and CUL listed

CE marked

Scale:

NTEP CC 95-072, Class III 5,000 d

Measurement Canada AM-5082, Class III 5,000 d

NSF

CW-90X

Over/Under Washdown Checkweigher

Part Number/Price

Part #	Capacity	Platform Dimensions	Column Height	Est. Weight	Price
115 VAC					
105963 [†]	5 lb x 0.001 lb (2.5 kg x 0.0005 kg) or (80 oz x 0.02 oz)	10 x 10 x 4.25 in	12 in	29 lb	\$1,530.00
105965 [†]	10 lb x 0.002 lb (5 kg x 0.001 kg) or (160 oz x 0.05 oz)	10 x 10 x 4.25 in	12 in	29 lb	\$1,530.00
105966 [†]	25 lb x 0.005 lb (10 kg x 0.002 kg) or (400 oz x 0.1 oz)	10 x 10 x 4.25 in	12 in	29 lb	\$1,530.00
105967 [†]	25 lb x 0.005 lb (10 kg x 0.002 kg) or (400 oz x 0.1 oz)	12 x 12 x 4.25 in	12 in	33 lb	\$1,645.00
105968 [†]	50 lb x 0.01 lb (25 kg x 0.005 kg) or (800 oz x 0.2 oz)	12 x 12 x 4.25 in	12 in	33 lb	\$1,645.00
105969 [†]	100 lb x 0.02 lb (50 kg x 0.01 kg) or (1,600 oz x 0.5 oz)	12 x 12 x 4.25 in	12 in	33 lb	\$1,645.00
230 VAC CE marked/OIML approved					
106129 ^{††}	3 kg x 0.001 kg	254 x 254 x 108 mm	305 mm	13.2 kg	\$1,530.00
106130 ^{††}	6 kg x 0.002 kg	254 x 254 x 108 mm	305 mm	13.2 kg	\$1,530.00
106131 ^{††}	15 kg x 0.005 kg	254 x 254 x 108 mm	305 mm	13.2 kg	\$1,530.00
106132 ^{††}	15 kg x 0.005 kg	305 x 305 x 108 mm	305 mm	15 kg	\$1,645.00
106133 ^{††}	30 kg x 0.01 kg	305 x 305 x 108 mm	305 mm	15 kg	\$1,645.00
106134 ^{††}	60 kg x 0.02 kg	305 x 305 x 108 mm	305 mm	15 kg	\$1,645.00
230 VAC					
118899 [†]	2.5 kg x 0.0005 kg (5 lb x 0.001 lb) or (80 oz x 0.02 oz)	10 x 10 x 4.25 in	12 in	29 lb	\$1,530.00
118900 [†]	5 kg x 0.001 kg (10 lb x 0.002 lb) or (160 oz x 0.05 oz)	10 x 10 x 4.25 in	12 in	29 lb	\$1,530.00
118901 [†]	10 kg x 0.002 kg (25 lb x 0.005 lb) or (400 oz x 0.1 oz)	10 x 10 x 4.25 in	12 in	29 lb	\$1,530.00
118902 [†]	10 kg x 0.002 kg (25 lb x 0.005 lb) or (400 oz x 0.1 oz)	12 x 12 x 4.25 in	12 in	33 lb	\$1,645.00
118903 [†]	25 kg x 0.005 kg (50 lb x 0.01 lb) or (800 oz x 0.2 oz)	12 x 12 x 4.25 in	12 in	33 lb	\$1,645.00
118904 [†]	50 kg x 0.01 kg (100 lb x 0.02 lb) or (1,600 oz x 0.5 oz)	12 x 12 x 4.25 in	12 in	33 lb	\$1,645.00



[†] NEMA 5-15 plug

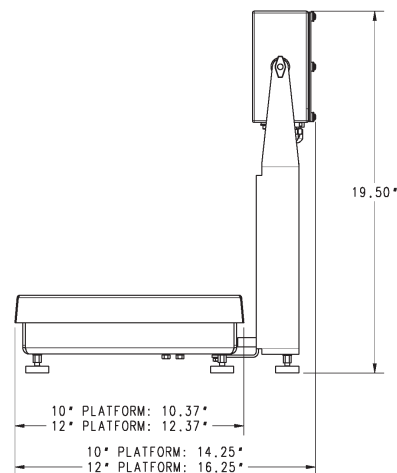
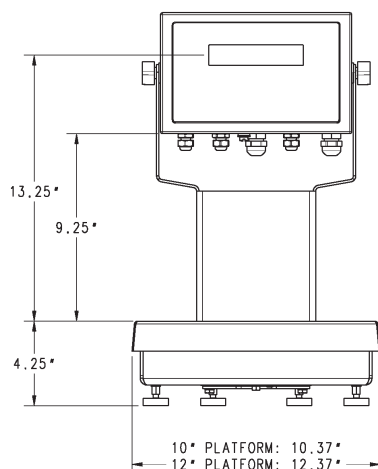


^{††} CEE 7/7 plug

Options/Accessories

Part #	Description	Price
200578	Ethernet TCP/IP	\$400.00
108671	Wireless LAN card Wi-Fi 802.11 A/B	\$570.00
200577	USB Port (PC connection only) cable included	\$175.00
95357	USB cable, type A to mini-B, 1 meter	\$10.00
171968	Firmware download cable	\$35.00
96736	Fiber-optic board	\$250.00
78026	Fiber-optic, duplex cable 100 ft	\$140.00
80892	Fiber-optic cutter	\$9.00
117358	WeighVault™ for CW-90 software (requires part number 77142 or 108671)	\$250.00
72763	CD, Ethernet 920i 720i CW90 CW90X iQube	\$35.00

* To convert inches to millimeters: Multiply inch measurement by 25.4



DIGI DSX-1000

High Precision Checkweigher



Specifications

Power-AC:

100 V~240 V

Power Consumption:

22 W

Operating Temperature:

14° F to 104° F (-10° C to 40° C)

Operating Humidity:

15%~85% relative humidity

Internal Resolution:

300,000 counts

Warranty:

Two-year limited warranty

Approvals:

UL

Standard Features

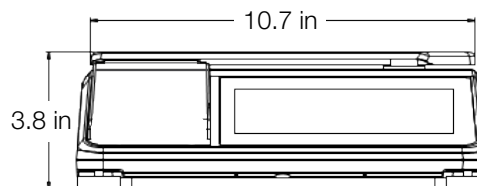
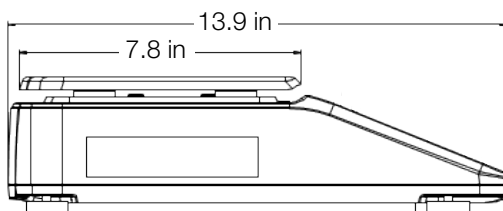
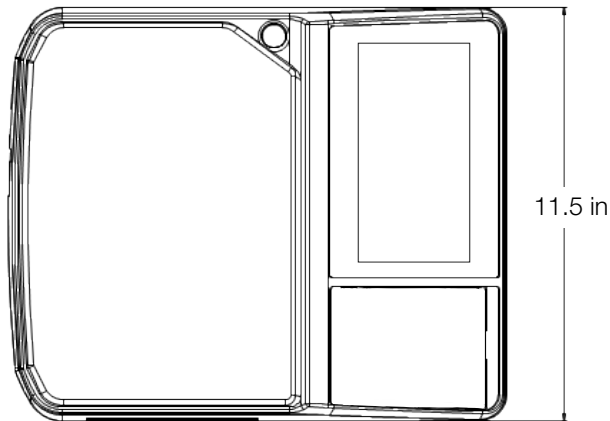
- Full color touchscreen display
- Six-digit display
- Splash-proof housing
- RS-232C interface

Approvals



Part Number/Price

Part #	Description	Price
178183	600 g x 0.05 g	\$650.00
178185	6 kg x 0.5 g	\$650.00
178187	15 kg x 2 g	\$650.00



Concrete Batch Controllers

TABLE OF CONTENTS

CB-3

CONCRETE BATCH CONTROLLER322

Multi-Scale Automated Batching System with PC Program

ESPAÑOL | Visite ricelake.com/spanish
para ver todos los materiales
Rice Lake que están
disponibles en español.

*Product names, logos, brands and other trademarks featured
or referred to within this publication are the property of their respective trademark holders.*

CB-3 Concrete Batch Controller

Multi-Scale Automated Batching System with PC Program



(Note: Factory field installation required, minimum of three days on-site)

Standard Features

- One aggregate and one cement scale, water scale is standard for P/N 177747
- Manual override controls
- Customized batch ticket printing
- Web server
- 128 GB data storage
- Material usage by day/week/month/year and inventory on-hand with reporting
- Automatic aeration control for cement silos and weigh hoppers
- Multiple freefall values per material
- Split batching for loads larger than plant capacity with pre-weighing next batch
- Automatic dust collection outputs
- Order based batching
- Units: US standard or metric (SI) operation
- Aggregate conveyor
- Loss-in-weight aggregate dispensing
- Four dual or eight single speed aggregates
- Four dual or eight single speed cements
- Weighed water with water reservoir (P/N 177747)
- Up to eight auxiliary manual controls
- Mixer controls for central mix block or precast plants
- Ethernet TCP/IP
- Up to six admixtures
- Multi-user interface
- Dual moisture probe interface supports 4-20 mA

Options

- Monitor
- Keyboard
- USB hub four ports
- USB WiFi dongle
- Mouse
- Additional four admixture control system
- Portable batch plant system
- Control panel for remote batching

Specifications PC

Model:

B&R APC2100

Processor Type:

Intel Atom E3845
Quad Core

Data Storage Type:

Industrial CFast Card

Data Storage Capacity:

128 GB

Interfaces:

Two USB
Two Ethernet

Monitor Output:

One SDL/DVI

Operating System:

Linux Ubuntu 16.04

Voltage:

24 VDC

Specifications 920i

Line Voltages:

115 or 230 VAC

Frequency

50 or 60 Hz

Power Consumption:

500 mA, maximum at 115 VAC (26 W) / 240 mA
at 230 VAC (26 W)

Full Scale Input Signal:

Up to 40 mV

Excitation Voltage:

10 \pm 0.5 VDC, 16 x 350 Ω or 32 x 700 Ω load cells
per A/D card

Sense Amplifier:

Differential amplifier with 4 and 6 wire sensing

Analog Signal Input Range:

-10 mV to +40 mV

Analog Signal Sensitivity:

0.3 μ V/graduation minimum at 7.5 Hz
1.0 μ V/graduation typical at 120 Hz
4.0 μ V/graduation typical at 960 Hz

A/D Sample Rate:

60 Hz

Calibration Method:

Software, contents stored in flash memory

Display:

(W x H) 4.6 in x 3.4 in (116 mm x 86 mm),
320 x 240 pixel VGA liquid crystal display (LCD)
module with adjustable contrast, 75 Hz scan rate
26,000 cd/m² brightness

Keyboard:

27-key membrane panel

Input Overload:

Load cell signal lines \pm 10 V continuous, ESD
protected

RFI/EMI Protection:

Signal, excitation and sense lines protected

Microcomputer:

Motorola ColdFire® MCF5307 main processor
at 90 MHz

Digital Filter:

Software selectable: 1-256, enhanced
RATTLETRAP® hybrid digital filtering

Warranty:

Two-year limited warranty

CB-3 Concrete Batch Controller

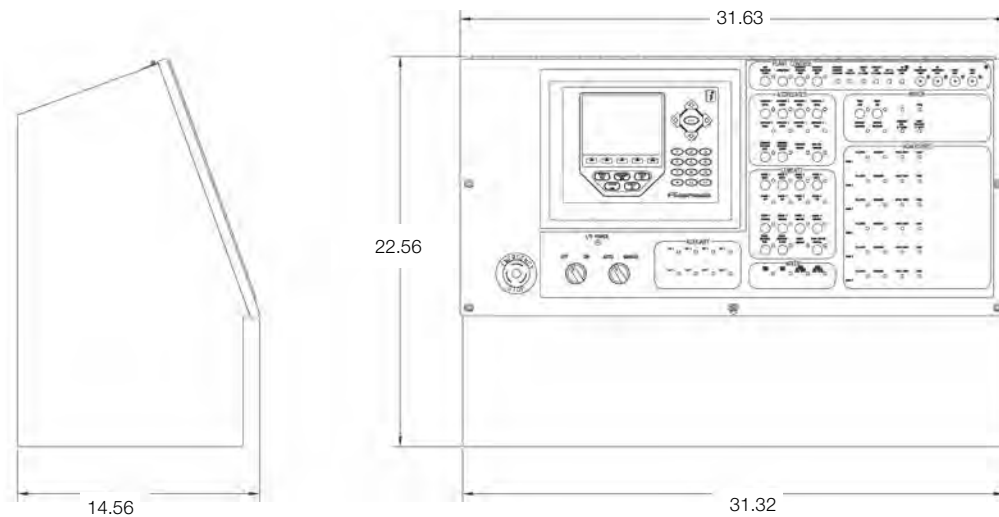
Multi-Scale Automated Batching System with PC Program

Part Number/Price

Part#	Description	Est. Weight	Price
177746	CB-3 concrete batching controller, metered water, PC included	180 lb	\$22,500.00
177747	CB-3 concrete batching controller, weighed water, PC included	180 lb	\$22,995.00
FLD-INSTALL	Factory field installation required (minimum 3 days on site)		\$1,320.00 per day
FLD-INSTALLSA	Factory field installation, Saturday		\$1,980.00
FLD-INSTALLSU	Factory field installation, Sunday		\$2,640.00

Options/Accessories

Part #	Description	Price
175877	Upgrade kit CB-2 to CB-3, PC included	\$9,445.00
179209	Accessory kit (includes monitor, keyboard, USB hub and mouse)	\$302.00
179210	Monitor, Acer	\$240.00
179211	Keyboard, Microsoft	\$45.00
179212	Mouse, Microsoft	\$42.00
185667	USB Hub	\$13.95
186277	Wireless USB adapter WI-FI	\$60.00
196700	4 Additional Admix controller	Consult



Counting Scales

TABLE OF CONTENTS

COUNTERPART®	326
<i>Configurable Counting Indicator</i>	
DIGI® DC-400 SERIES	328
<i>Portable Counting Scales</i>	
DIGI® DC-782 SERIES	329
<i>Portable Counting Scales</i>	
DIGI® DC-788 SERIES	330
<i>Remote Scale Base Platforms</i>	
DIGI® S-YC SERIES	332
<i>Remote Scale Base Platforms</i>	
A&D® FC-I/SI SERIES	333
<i>High Resolution Counting Scales</i>	
A&D® HC-I SERIES	334
OHAUS® RANGER™ COUNT 3000	335
<i>Industrial Counting Scales</i>	
DIGI® DMC-782 SERIES	336
<i>Portable Coin Counting Scales</i>	

ESPAÑOL | Visite ricelake.com/spanish
para ver todos los materiales
Rice Lake que están
disponibles en español.

The following product names, logos, brands and other trademarks featured
or referred to within this publication are the property of their respective trademark holders.

Counterpart®

Configurable Counting Indicator



Standard Features

- AC operated (battery operation is optional)
- LCD graphic transmissive display for indoor viewing
- Lb/kg/oz/g weight display conversion
- Single- or dual-channel models with serial scale input
- Mix and match platforms with console
- Four setpoint outputs for counting
- Two RS-232 ports for connecting peripherals
- Ethernet TCP/IP
- Scanner input (RS-232)
- PC software utility (Revolution®) for setup
- 150 item memory

Options:

- Battery
- USB for USB keyboard
- WeighVault™ for Counterpart

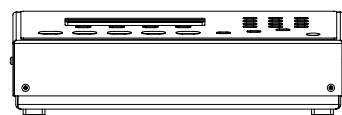
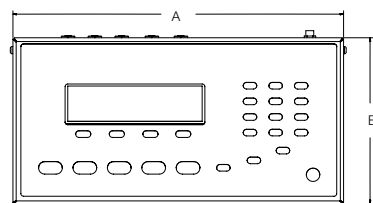


DIG® Scale Base

Shown with BenchMark®
Scale Base and Bracket

Dimensions

A	12.3 in (312.4 mm)	C	3.94 in (100 mm)
B	6.17 in (156.7 mm)		



Approvals



Measurement
Canada
Approved



Specifications

Power Source:

Input: 100-240 VAC, 47-63 Hz, 5 watts,
U.S. power cord
Output: 9-12 V, 1.5 A max

Excitation Voltage:

5 VDC

Analog Signal Input Range:

0-4.5 mV/V

Analog Specifications:

Grad minimum: .3 μ V/grad
Input sensitivity: 1.5 μ V/grad recommended
Zero adjustment range: 0-100%
or per region settings
A/D conversion rate: 7.5, 15, 30 samples per second
Load cells per scale: 8 x 350 Ω ; 16 x 700 Ω
Scale channels: 1 or 2
Linearity: ± 0.017 full scale

Circuit Protection:

RFI, EMI, ESD protection

Digital I/O:

Four

Display:

Viewing area: 240 x 64 pixels, transmissive VGA
liquid crystal display (LCD) with adjustable contrast

Keypad:

24 buttons, full keypad (alpha numeric)

Resolution:

Weight display resolution: up to
100,000 graduations
Counting resolution: 1/1,000,000

Communications and Setpoint:

Two RS-232 ports support up to 115,200 bps
20 mA
Ethernet port
Setpoint output

Status Annunciators:

PCS, motion, low battery, insuff, recomp, scale
number, gross, net, zero

Units of Measure:

Pounds, kilograms, grams, ounces

Prints:

Standard EPL label format; format is changeable to
work with virtually any printer

Optional Battery:

Type: Lithium-ion
Charge time: 6 to 8 hours
Charge cycles: 400-1,200
Estimated runtime: 24-32 hours with one 350 Ω
load cell base

Operating Temperature:

32° F to 104° F (0° C to 40° C)

Operating Humidity:

85%

Physical Dimensions:

Indicator only (L x W x H): 12.25 x 6.25 x 4.0 in
(311.15 x 158.75 x 101.6 mm)

Warranty:

Two-year limited warranty

Approvals:

NTEP CC 12-110
CE
UL listed
Measurement Canada

Part Number/Price

Part #	Model #	Capacity	Platter Dimensions	Est. Weight	Price
118788	CP single-channel indicator	Console only	n/a	10 lb (4.5 kg)	\$995.00
120770	CP dual-channel indicator	Console only	n/a	10 lb (4.5 kg)	\$1,025.00
132429	CP single-channel, EU power cord	Console only	n/a	10 lb (4.5 kg)	\$995.00
132431	CP dual-channel, EU power cord	Console only	n/a	10 lb (4.5 kg)	\$1,025.00
Single Channel with DIGI® S-YC base system and bracket					
155089	CP-1	1 lb x 0.0001 lb (500 g x 0.05 g)	7.9 x 5.6 in (200 x 142 mm)	35 lb (15.9 kg)	\$1,375.00
155090	CP-2	2 lb x 0.0002 lb (1 kg x 0.0001 kg)	9.6 x 6.9 in (244 x 175 mm)	35 lb (15.9 kg)	\$1,375.00
155092	CP-5	5 lb x 0.0005 lb (2.5 kg x 0.0002 kg)	13.4 x 11 in (341 x 284 mm)	35 lb (15.9 kg)	\$1,325.00
155094	CP-10	10 lb x 0.001 lb (5 kg x 0.0005 kg)	13.4 x 11 in (341 x 284 mm)	35 lb (15.9 kg)	\$1,325.00
155097	CP-25	25 lb x 0.002 lb (10 kg x 0.001 kg)	13.4 x 11 in (341 x 284 mm)	35 lb (15.9 kg)	\$1,325.00
155101	CP-50	50 lb x 0.005 lb (25 kg x 0.002 kg)	13.4 x 11 in (341 x 284 mm)	35 lb (15.9 kg)	\$1,325.00
Dual Channel with DIGI S-YC base system and bracket (second channel available for use with other bases)					
155115	CP-1	1 lb x 0.0001 lb (500 g x 0.05 g)	7.9 x 5.6 in (200 x 142 mm)	35 lb (15.9 kg)	\$1,425.00
155116	CP-2	2 lb x 0.0002 lb (1 kg x 0.0001 kg)	9.6 x 6.9 in (244 x 175 mm)	35 lb (15.9 kg)	\$1,425.00
155117	CP-5	5 lb x 0.0005 lb (2.5 kg x 0.0002 kg)	13.4 x 11 in (341 x 284 mm)	35 lb (15.9 kg)	\$1,395.00
155118	CP-10	10 lb x 0.001 lb (5 kg x 0.0005 kg)	13.4 x 11 in (341 x 284 mm)	35 lb (15.9 kg)	\$1,395.00
155119	CP-25	25 lb x 0.002 lb (10 kg x 0.001 kg)	13.4 x 11 in (341 x 284 mm)	35 lb (15.9 kg)	\$1,395.00
155120	CP-50	50 lb x 0.005 lb (25 kg x 0.002 kg)	13.4 x 11 in (341 x 284 mm)	35 lb (15.9 kg)	\$1,395.00
Dual Channel with BenchMark™ base system and bracket (second channel available for use with other bases)					
125113	CP-50BM	50 lb x 0.01 lb (20 kg x 0.002 kg)	12 x 18 in (304.8 x 457.2 mm)	45 lb (20.4 kg)	\$1,450.00
125116	CP-100BM	100 lb x 0.02 lb (50 kg x 0.005 kg)	12 x 18 in (304.8 x 457.2 mm)	45 lb (20.4 kg)	\$1,450.00

Options/Accessories

Part #	Description	Price
124692	Rechargeable lithium-ion battery option	\$295.00
53828	14-Pin Y-cable, connects 2 remote DIGI bases	\$85.00
32375	Connector, 14-Pin Amphenol load cell (can be soldered to home run cable)	\$20.00
125062	Ethernet quick access coverplate for Counterpart	\$20.00
130537	USB for Counterpart, keyboard only	\$150.00
179211	QWERTY keyboard, USB interface (requires 130537 USB interface option)	\$45.00
125079	Quick access 9-Pin cover plate	\$10.00
120767	Quick access 14-Pin Amphenol cover plate	\$15.00
125495	Wireless LAN card Wi-Fi 802.11 A/B, optional kit	\$570.00
125546	WeighVault™ for Counterpart	\$250.00
77925	Revolution® PC software utility for setup	\$35.00
118677	Operators manual (Part #129606 Spanish operator's manual)	\$25.00
121459	Front mount bracket for Benchmark™ scales, S-XL bases	\$50.00
154700	Front mount bracket for S-YC scales	\$50.00
121474	Firmware download cable	\$35.00
121501	Stand, angled free standing for table top	\$80.00
128063	Power supply, 12 V (power cord sold separately)	\$55.00
15438	Power cord	\$17.75
Printers/Cables:		
167515	DT2x printer, 2 in direct thermal, 203 dpi, real time clock 110/240 VAC	\$345.00
65617	Direct thermal label, (W x L): 2.25 x 4.5 in, 1 in core, 5 in OD perfed	\$14.60
41276	Cable DB9M to blunt end RS-232 cable for DT2	\$65.00
78860	Ethernet cross cable for direct connection to WeighVault™	\$35.00
Scanner:		
121495	Kit, QD2131 RS-232 scanner, cable stand and DB9 quick connect cable (supplies power to scanner, reduces battery life)	\$335.00

NEW DIGI® DC-400 Series

Portable Counting Scales



Standard Features

- Liquid crystal display (LCD) with white backlight
- 10 preset keys for product ID
- 10,000 item memory
- Internal resolution of 1/1,000,000
- Buzzer - low, ok, high
- Multi-internal

Part Number/Price

Part #	Description	Capacity	Interval	Est. Weight	Price
193811	DC-400	500 g/5 kg	0.1 g (0-200 g)	29.1 lb (13.2 kg)	\$1,850.00
			0.2 g (200-500 g)		
			0.5 g (500-2,000 g)		
			1 g (2,000 g-5,000 g)		
193812	DC-400	2.5 kg/25 kg	0.5 g (0-1 kg)	29.1 lb (13.2 kg)	\$1,850.00
			1 g (1 kg-2.5 kg)		
			2 g (2.5 kg-10 kg)		
			5g (10 kg-25 kg)		

Specifications

Internal Resolution:

1/1,000,000

Display:

Liquid crystal display (LCD) with backlight

Weight: five-digit

Tare weight: five-digit

Quantity: eight-digit

Second Line: 25 characters

Power Source:

120 VAC power supply (U.S. power cord)

Number of Scale Channels:

Two local scale

Memory Items:

25

Operating Temperature:

14° F to 104° F (-10° C to 40° C)

Dimensions:

Overall (W x L x H): 361 x 461 x 167 mm (13 x 13 x 5 in)

Estimated Shipping Weight:

TBD

Platter Size:

215 (W) x 162 (D) mm

290 (W) x 215 (D) mm

Warranty:

Two-year limited warranty

Specifications

Internal Resolution:

1/500,000

Weight Display Resolution:

1/7,500 (1/6,000)

Display:

Liquid crystal display (LCD) with backlight

Weight: five-digit

Unit weight: five-digit

Quantity: six-digit

Power Source:

120 VAC power supply (U.S. power cord)

Number of Scale Channels:

One local scale

Memory Items:

25

Optional Battery:

Charge time: 12-14 hours

Estimated runtime: 300 hours (no backlight)

Operating Temperature:

14° F to 104° F (-10° C to 40° C)

Dimensions:

Overall (W x L x H): 335.7 x 349.7 x 123.5 mm (13 x 13 x 5 in)

Estimated Shipping Weight:

11 lb (5 kg)

Platter Size:

300 x 225 mm (12 x 8.9 in)

Warranty:

Two-year limited warranty



Standard Features

- Liquid crystal display (LCD) with yellow backlight
- 10 preset keys for product ID
- 25 item memory
- Internal resolution of 1/500,000
- Buzzer - low, ok, high

Part Number/Price

Part #	Description	Capacity	Est. Weight	Price
108248	DC-782	6 lb x 0.001 lb	11 lb (5 kg)	\$540.00
108249	DC-782	15 lb x 0.002 lb	11 lb (5 kg)	\$540.00
108250	DC-782	30 lb x 0.005 lb	11 lb (5 kg)	\$540.00
108251	DC-782	60 lb x 0.01 lb	11 lb (5 kg)	\$540.00

Options/Accessories

Part #	Description	Price
108516	Rechargeable battery	\$45.00
73382	AC adapter 110 VAC	\$60.00
108518	AC adapter 110 - 230 VAC (prior to May 2011 production units)	\$45.00
109429	Manual	\$25.00
73296	Carrying case	\$200.00

DIGI® DC-788 Series

Remote Scale Base Platforms



Standard Features

- Internal resolution of 1/1,000,000
- Auto-recomputing function
- Negative sampling and counting (count out of a full container)
- Bright green LED
- Simultaneous weight display, unit weight, tare and quantity
- Net/gross weight display
- Lb/kg weight display conversion
- Full-duplex RS-232 output to PC or printer
- AC or rechargeable battery operation (battery optional)
- Choice of unit weight per thousand or average piece weight
- Remote scale capability
- 100 product look up registers
- NTEP for non-counting applications

Approvals



Specifications

Internal Resolution:

1/1,000,000

Weight Display Resolution:

1/5,000 NTEP, other selections capacity dependent

Display:

LED
Weight: five-digit
Unit weight: five-digit
Quantity: seven-digit
Tare: five-digit

Power Source Consumption:

AC: 115, 60 Hz
Optional battery: 6 V, 5.0 Ah

Printer Compatibility:

Zebra® GK-420D
Zebra GK-420T
Epson® TM-U220 tape
STAR® SP512 tape
Epson TM-U295 ticket

Zero Adjust Range:

±127% full scale

Input Sensitivity:

0.4 to 4 mV/V

Load Cell Excitation:

5 VDC

Number of Scale Channels:

One remote scale, one 350 Ω load cell

Memory Items:

100 items

Load Cell Input Connector:

Amphenol 14-Pin

Computer Interface:

RS-232 DB-9M connection

Battery Operation:

24 hours of continuous usage

Charge Time:

8-10 hours

Operating Temperature:

14° F to 104° F (-10° C to 40° C)

Dimensions:

Overall (W x D x H): 14 x 13.75 x 4.5 in (354 x 349 x 115 mm)

Estimated Shipping Weight:

15 lb (7 kg)

Warranty:

Two-year limited warranty

Approvals:

NTEP CC 07-015 (10 lb - 100 lb) Class III for weigh mode only
10 lb to 100 lb-scales only

Part Number/Price

Part #	Description	Weighing Resolution	Platter	Est. Weight	Price
88928 *	DC-788, 2 lb (1 kg)	0.0002 lb (0.0001 kg)	7 x 10 in (178 x 254 mm)	15 lb (7 kg)	\$850.00
88929	DC-788, 10 lb (5 kg)	0.002 lb (0.001 kg)	10 x 13 in (254 x 330 mm)	15 lb (7 kg)	\$850.00
88930	DC-788, 25 lb (10 kg)	0.005 lb (0.002 kg)	10 x 13 in (254 x 330 mm)	15 lb (7 kg)	\$850.00
88931	DC-788, 50 lb (25 kg)	0.01 lb (0.005 kg)	10 x 13 in (254 x 330 mm)	15 lb (7 kg)	\$850.00
88932	DC-788, 100 lb (50 kg)	0.02 lb (0.01 kg)	10 x 13 in (254 x 330 mm)	15 lb (7 kg)	\$1,060.00
Part #	Description	Platter Dimensions	Overall Dimensions	Est. Weight	Price
Optional Digi S-YC Remote Scale Bases					
154835	500 g (1 lb)	7.9 x 5.6 in (201 x 143 mm)	13.4 x 11.1 x 3.5 in (341 x 284 x 90 mm)	7.7 lb (3.5 kg)	\$750.00
154836	1 kg (2 lb)	9.6 x 6.9 in (244 x 177 mm)	13.4 x 11.1 x 3.5 in (341 x 284 x 90 mm)	7.7 lb (3.5 kg)	\$750.00
154838	2.5 kg (5 lb)	13.4 x 11.1 in (341 x 284 mm)	13.4 x 11.1 x 4.75 in (341 x 284 x 120 mm)	11 lb (5 kg)	\$680.00
154839	5 kg (10 lb)	13.4 x 11.1 in (341 x 284 mm)	13.4 x 11.1 x 4.75 in (341 x 284 x 120 mm)	11 lb (5 kg)	\$680.00
154840	10 kg (20 lb)	13.4 x 11.1 in (341 x 284 mm)	13.4 x 11.1 x 4.75 in (341 x 284 x 120 mm)	11 lb (5 kg)	\$680.00
154841	25 kg (50 lb)	13.4 x 11.1 in (341 x 284 mm)	13.4 x 11.1 x 4.75 in (341 x 284 x 120 mm)	11 lb (5 kg)	\$680.00

*Non NTEP

Options/Accessories

Part #	Description	Price
88933	Rechargeable battery—lead acid type	\$78.00
73386	Anti-static sample tray	\$25.00
32375	14-Pin load cell connector, Amphenol (remote base, non-DIGI)	\$20.00
35319	14-Pin load cell connector with 20 ft cable	\$70.00
91685	Additional operating and service manual	\$25.00
70056	Nine-pin printer cable to DT4, G500	\$35.00
72440	Nine-pin printer cable to Epson TM-U220/TM-U295 SP512	\$65.00
66535	Nine-pin cable to PC, null modem cable, to be used with Zebra printers	\$45.00
91214	AC adapter 110-230 VAC, U.S. plug	\$45.00
Printers		
192720	Zebra GK-420D, direct thermal printer	\$595.00
192722	Zebra GK-420T, thermal transfer printer	\$695.00
65617	Label, 2.25 in x 4.5 in, direct thermal	\$14.60

DIGI® S-YC Series

Remote Scale Base Platforms



Specifications

Output Impedance:

350 \pm 5 ohms

Insulation Resistance:

>500 Megohms

Rated Output:

1.0016 mV/V

Color Code:

Green.....+ Output
Yellow.....- Output
Black..... Shield
White.....- Input
Red.....+ Input

Load Cell Type:

K-Type DIGI cell

Load Cell Cable Length:

118 in (3 m)

Operating Temperature:

14° F to 104° F (-10° C to 40° C)

Warranty:

Two-year limited warranty

Standard Features

- Stainless steel platter
- ABS injection-molded plastic base
- Single-point strain gauge load cell
- Adjustable legs
- Leveling bubble
- 14-Pin connector on three meter cable

Part Number/Price

Part #	Description	Platter Dimensions	Overall Dimensions	Est. Weight	Price
154835	500 g (1 lb)	7.9 x 5.6 in (201 x 143 mm)	13.4 x 11.1 x 3.5 in (341 x 284 x 90 mm)	7.7 lb (3.5 kg)	\$750.00
154836	1 kg (2 lb)	9.6 x 6.9 in (244 x 177 mm)	13.4 x 11.1 x 3.5 in (341 x 284 x 90 mm)	7.7 lb (3.5 kg)	\$750.00
154838	2.5 kg (5 lb)	13.4 x 11.1 in (341 x 284 mm)	13.4 x 11.1 x 4.75 in (341 x 284 x 120 mm)	11 lb (5 kg)	\$680.00
154839	5 kg (10 lb)	13.4 x 11.1 in (341 x 284 mm)	13.4 x 11.1 x 4.75 in (341 x 284 x 120 mm)	11 lb (5 kg)	\$680.00
154840	10 kg (20 lb)	13.4 x 11.1 in (341 x 284 mm)	13.4 x 11.1 x 4.75 in (341 x 284 x 120 mm)	11 lb (5 kg)	\$680.00
154841	25 kg (50 lb)	13.4 x 11.1 in (341 x 284 mm)	13.4 x 11.1 x 4.75 in (341 x 284 x 120 mm)	11 lb (5 kg)	\$680.00

Specifications

Internal Resolution:

Si Series: 1/5,000,000
FC-i Series: 1/1,000,000

Display:

Vacuum fluorescent display (VFD)
Seven segment

Power Source (included):

110 VAC 50/60 Hz AC adapter
230 VAC 50/60 Hz AC adapter

Minimum Sample Unit Weight:

500 si - 0.0001 g, 5000 si - 0.001 g
500 si - 0.0005 g, 1000 i - 0.001 g
2000 i - 0.002 g, 5000 i - 0.005 g
10 Ki - 0.01 g, 20 Ki - 0.02 g
50 Ki - 0.05 g

Memory Items:

500 ID - six-digit ID, unit weight, tare weight, comparator limits, accumulator and 12-digit ID name

Weight Sensor:

Si - Super hybrid sensor (SHS)
FC-i - Strain gauge load cell

Operating Temperature:

Si: 41° F to 104° F (5° C to 40° C)
FC-i: 14° F to 104° F (-10° C to +40° C)

Dimensions:

Overall (L x W x H): 13.0 x 18.2 x 4.6 in (330 x 462 x 117 mm)

Warranty:

Two-year limited warranty



Standard Features

- 500 ID memory storage
- LED keypad prompting for intuitive operator use
- Automatic Counting Accuracy Improvement (ACAI)
- Display function - Hi/OK/Lo
- Rugged aluminum die-cast frame with splash-proof display and keyboard

Options:

- Remote scale

Part Number/Price

Part #	Model #	Description	Resolution	Pan Size	Price
108351	FC-500Si	1 lb x .00005 lb (500 g x .02 g)	0.0001 g	5 x 5 in (127 x 127 mm)	\$1,750.00
108352	FC-5000Si	10 lb x .0005 lb (5 kg x .2 g)	0.001 g	6.5 x 6.5 in (165 x 165 mm)	\$1,750.00
108353	FC-1000i	2 lb x 0.0002 lb (1 kg x .1 g)	0.001 g	8 x 6 in (203 x 152 mm)	\$1,285.00
108354	FC-2000i	5 lb x 0.0005 lb (2 kg x .2 g)	0.002 g	11.8 x 11 in (300 x 279 mm)	\$1,285.00
108355	FC-5000i	10 lb x .001 lb (5 kg x .5 g)	0.005 g	11.8 x 11 in (300 x 279 mm)	\$1,285.00
108356	FC-10Ki	20 lb x .002 lb (10 kg x 1 g)	0.01 g	11.8 x 11 in (300 x 279 mm)	\$1,285.00
108357	FC-20Ki	50 lb x .005 lb (20 kg x 2 g)	0.02 g	11.8 x 11 in (300 x 279 mm)	\$1,285.00
108358	FC-50Ki	100 lb x .01 lb (50 kg x 5 g)	0.05 g	11.8 x 11 in (300 x 279 mm)	\$1,285.00

Options/Accessories

Part #	Model #	Description	Price
108360	FC-05i	Remote scale connection	\$145.00
97613	TB-662	AC adapter 120 V - standard with unit	\$43.00
97631	TB-164	AC adapter 240 V	\$52.00

A&D® HC-i Series



Specifications

Internal Resolution:

HC-3 Ki, 6 Ki, 30 Ki: 1/600,000
 HC-15 Ki: 1/750,000

Display:

Seven segment liquid crystal display (LCD)
 Character height: pcs 18.6 mm
 Unit weight: 11.4 mm

Power Source (included):

AC adapter or SLA battery option
 Operating time approximately 80 hours without interface

Memory Items:

99 weight registers

Weight Sensor:

Load cell

Operating Temperature:

14° F to 104° F (-10° C to 40° C)

Dimensions:

Overall (L x W x H): 12.4 x 13 x 5 in (315 x 331 x 126 mm)

Warranty:

Two-year limited warranty

Standard Features

- Sealed removable display unit
- Automatic Counting Accuracy Improvement (ACAI)
- Audible Weighing Assist beeping function (AWA)
- Display function - Hi/OK/Lo
- Accumulation function
- Full-digital calibration function
- Auto power-off function

Options:

- Rechargeable battery
- RS-232C

Part Number/Price

Part #	Model #	Description	Pan Size	Price
112837	HC-3 Ki	6 lb x 0.001 lb (3 x 0.0005 kg)	11.8 x 8.3 in (300 x 211 mm)	\$700.00
112838	HC-6 Ki	15 lb x 0.002 lb (6 x 0.001 kg)	11.8 x 8.3 in (300 x 211 mm)	\$700.00
112839	HC15 Ki	30 lb x 0.005 lb (15 x 0.002 kg)	11.8 x 8.3 in (300 x 211 mm)	\$700.00
112840	HC-30 Ki	60 lb x 0.01 lb (30 x 0.005 kg)	11.8 x 8.3 in (300 x 211 mm)	\$700.00

Options/Accessories

Part #	Model #	Description	Price
112841	HC-03 i	RS-232C for HC-i	\$77.00
112842	HC-06 i	Rechargeable battery pack	\$43.00
97766	TB-163 C	AC adapter, 120 V, standard with unit	\$43.00

Specifications

Internal Resolution:

1/500,000

Display:

Seven-segment 1/30,000, six-digit

Power Source (included):

100-240 VAC, 50-60 Hz internal universal power supply

Battery:

Lead acid, 210 hours, 12 hours recharge

Number or Scale Channels:

Optional second channel

Memory Items:

(30)12-digit part number, average piece weights, check counting or checkweighing parameters, tare weights, accumulated weights or counts

Operating Temperature:

14° F to 104° F (-10° C to 40° C)

Dimensions:

Overall (L x W x H): 12.2 x 12.9 x 4.6 in (311 x 327 x 117 mm)

Platter Size:

11.8 x 8.9 in (300 x 225 mm)

Approvals:

NTEP Certified 13-022 3000 e
CAN/CSA-C22.2 No. 61010-1-04
UL Std. No. 61010-1 (2nd edition)

Warranty:

One-year limited warranty



Standard Features

- Weigh in kilograms, pounds, grams or ounces
- 30-item data storage
- Three backlit LCD display windows
- RS-232 output
- Quick stabilization

Approvals



Options:

- Ethernet
- Second platform

Part Number/Price

Part #	Model #	Description (lb (kg (oz (g)	Est. Weight	Price
157273	RC31P1502	3 x 0.0001 lb (1.5 x 0.00005 kg) (48 x 0.002 oz) (1,500 x 0.05 g)	12 lb (5.45 kg)	\$774.00
157275	RC31P3	6 x 0.0002 lb (3 x 0.0001 kg) (96 x 0.05 oz) (3,000 x 0.1 g)	12 lb (5.45 kg)	\$774.00
157277	RC31P6	15 x 0.0005 lb (6 x 0.0002 kg) (240 x 0.01 oz) (6,000 x 0.2 g)	12 lb (5.45 kg)	\$774.00
157278	RC31P15	30 x 0.001 lb (15 x 0.0005 kg) (480 x 0.02 oz) (15,000 x 0.5 g)	12 lb (5.45 kg)	\$774.00
157279	RC31P30	60 x 0.002 lb (30 x 0.001 kg) (960 x 0.05 oz) (30,000 x 1 g)	12 lb (5.45 kg)	\$774.00

Options/Accessories

Part #	Description	Price
157280	Remote second scale option kit	\$139.00
154638	Ethernet kit	\$139.00

DIGI® DMC-782 Series

Portable Coin Counting Scales



Standard Features

- Liquid crystal display (LCD) with yellow backlight
- 18 preset keys for product ID
- Programmable denomination unit weight and tare weight
- Internal resolution of 1/500,000
- Accumulation
- Toggle display: count and money value
- Total amount calculation utilizing reverse counting

Options:

- Rechargeable battery
- Carrying case

Part Number/Price

Part #	Description	Capacity	Est. Weight	Price
111317	DMC-782	6 lb x 0.001 lb	11 lb (5 kg)	\$590.00
111318	DMC-782	15 lb x 0.002 lb	11 lb (5 kg)	\$590.00
111319	DMC-782	60 lb x 0.01 lb	11 lb (5 kg)	\$590.00

Options/Accessories

Part #	Description	Price
15438	Power cord	\$17.75
111781	Manual	\$25.00
108516	Rechargeable battery	\$45.00
73296	Carrying case, hard shell with locking latches	\$200.00

Specifications

Internal Resolution:

1/500,000

Weight Display Resolution:

1/7,500 or 1/6,000

Display:

Liquid crystal display (LCD) with backlight

Weight: five-digit

Denomination: five-digit

Quantity/Amount: six-digit

Power Source:

120 AC power supply or optional rechargeable battery

Optional Battery:

Charge time: 12-14 hours

Battery life: 300 hours (no backlight)

Number of Scale Channels:

One local scale

Memory Items:

18

Operating Temperature:

14° F to 104° F (-10° C to 40° C)

Dimensions:

(W x L x H): 13.2 x 13.7 x 4.8 in (335.7 x 349.7 x 123.5 mm)

Platter Size:

(W x L): 12 x 8.9 in (300 x 225 mm)

Estimated Shipping Weight:

11 lb (5 kg)

Warranty:

Two-year limited warranty

Crane Scales

TABLE OF CONTENTS

MSI-3460 CHALLENGER 3	338
MSI-4260 PORT-A-WEIGH	340
MSI-4260 IS INTRINSICALLY SAFE CRANE SCALE PORT-A-WEIGH	342
MSI-4300 PORT-A-WEIGH PLUS	344
MSI-9300 PORT-A-WEIGH PLUS CELLSCALE™ RF	346
MSI-9300HT HI-TORQUE PORT-A-WEIGH PLUS CELLSALE™ RF	348
MSI-6260CS TRANS-WEIGH CELLSCALE™ RF	350
MSI-7300 DYNA-LINK 2	352
<i>Digital Tension Dynamometer</i>	
MSI-CLAMP ON LOAD CELL	354
MSI-LOAD PIN SENSORS	355
MSI-LOAD PIN QUESTIONNAIRE	356
MSI SHEAR WEB LOAD CELL	357
MSI-TENSION LINK LOAD CELL	358
MSI-8000	360
<i>RF Remote Display</i>	
MSI-8000HD	361
<i>Indicator/Remote Display</i>	
MSI-8004HD	363
<i>Indicator/RF LED Remote Display</i>	
MSI-9750A CELLSALE™ RF PORTABLE INDICATOR	365
MSI-9850 CELLSALE™ RF DIGITAL INDICATOR	366
MSI SCOREBOARDS WIRELESS RF	368
<i>Featuring LaserLight2 Remote Displays</i>	
RF TRANSCEIVERS	
TRANSEND™	370
<i>Wireless Load Cell Interface System</i>	
MSI-9000 CELLSALE™	373
MSI-9020 CELLSALE™ RF CELLMODEM	375
SHACKLE DIMENSIONS	376
SYSTEM QUESTIONNAIRE	377

ESPAÑOL | Visite ricelake.com/spanish
para ver todos los materiales
Rice Lake que están
disponibles en español.

The following product names, logos, brands and other trademarks featured
or referred to within this publication are the property of their respective trademark holders.

MSI-3460 Challenger 3



Contact MSI for application consultation

Standard Features

- Crane scale unit with five-digit, 1.5 in (38 cm) LED display
- Top lifting eye and bottom swivel hook
- Lb/kg switch selectable
- Six volt rechargeable battery and universal 115/230 VAC, 50/60 Hz battery charger (NA plug standard)
- Meets or exceeds OSHA, ANSI, ASME and other safety design standards (5:1 Ultimate Safety Factor)

Options:

- Rugged remote control (control for Off, Zero, Tare and other functions)
- RF modem install for connectivity to MSI-8000, MSI-8000HD RF, MSI-8004HD RF remote display (100 ft line of sight)
- RF scoreboard
- NTEP Certified (250 lb-10,000 lb capacities)
- Universal direct power supply (115/230 VAC)
- Audible alarm
- Wi-Fi or Bluetooth® communications (additional use with MSI-ScaleCore Connect (available for download at Google Play Store))
- Potential receivers: MSI-8000, MSI-8000HD RF, MSI-8004HD RF, TranSend



Optional rugged remote

Specifications

Accuracy:

± (0.1% +1 d) of applied load

Resolution:

2000 to 3750 d standard (Up to 10,000 d available)

Enclosure:

NEMA Type 4, IP65, powder coated cast aluminum

Lifting Eye & Hook:

Crosby® or equivalent with 360° non-bearing swivel hook

Design Overload:

200% Safe / 500% Ultimate

Functions:

Power: Turns unit ON or OFF Zero: Zeros applied load up to 100% of capacity (limited range in NTEP/OIML configurations) Tare: Tares applied load and displays weight in Net mode User: Programmable as TEST, UNITS, NET/GROSS, TOTAL, PEAK HOLD & SETPOINTS

Display:

5-digit, 1.5 in (38 mm) LED with programmable brightness control

Displayable Units:

Pounds or kilogram selectable

Annunciators:

COZ, Net, Gross, Total, Peak, Low Battery, lb/kg, Motion, Setpoints, ACK IN, ACK OUT, RF

Power:

6 Volt rechargeable battery. 115/230 VAC battery charger is included

Operating Time:

Up to 80 hours between charging with typical use. Less with optional RF Model

Operating Temperature:

-40° to 104°F (-40° to 40°C)

Auto-Off Mode:

Select for 15, 30, 45, 60 minutes or Off

Auto Sleep Mode:

Power down during non-use and power up with weight change or any key press

Service Counters:

Counts number of lifts over percentage of capacity and lifts over capacity

Calibration:

Digital

Filtering:

OFF, LO, HI-1, HI-2 selectable

Warranty:

One-year limited

Approvals:

NTEP CC 86-021

Approvals



MSI-3460 Challenger 3

Part Number/Price

Part #	MSI Part #	Description	Capacity	Resolution	Est. Weight	Price
139102	502887-0001	MSI-3460 250 lb/500 lb cap F/A	250 lb (125 kg) 500 lb (250 kg)	0.1 lb (0.05 kg) 0.2 lb (0.1 kg)	22 lb (10 kg)	\$1,890.00
139103	502887-0002	MSI-3460 1,000 lb/2,000 lb cap F/A	1,000 lb (500 kg) 2,000 lb (1,000 kg)	0.5 lb (0.2 kg) 1 lb (0.5 kg)	22 lb (10 kg)	\$1,990.00
139104	502887-0003	MSI-3460 5,000 lb/10,000 lb cap F/A	5,000 lb (2,500 kg) 10,000 lb (5,000 kg)	2 lb (1 kg) 5 lb (2 kg)	39 lb (18 kg)	\$2,495.00
139105	502887-0004	MSI-3460 15,000 lb cap F/A	15,000 lb (7,000 kg)	5 lb (2 kg)	67 lb (30 kg)	\$3,415.00
139110	502887-0005	MSI-3460 250 lb/500 lb cap F/A (with RF modem for connectivity to model MSI-8000 and remote)	250 lb (125 kg) 500 lb (250 kg)	0.1 lb (0.05 kg) 0.2 lb (0.1 kg)	22 lb (10 kg)	\$2,065.00
139111	502887-0010	MSI-3460 1,000 lb/2,000 lb cap F/A (with RF modem for connectivity to model MSI-8000 and remote)	1,000 lb (500 kg) 2,000 lb (1,000 kg)	0.5 lb (0.2 kg) 1 lb (0.5 kg)	22 lb (10 kg)	\$2,195.00
139112	502887-0011	MSI-3460 5,000 lb/10,000 lb cap F/A (with RF modem for connectivity to model MSI-8000 and remote)	5,000 lb (2,500 kg) 10,000 lb (5,000 kg)	2 lb (1 kg) 5 lb (2 kg)	39 lb (18 kg)	\$2,645.00
139113	502887-0012	MSI-3460 15,000 lb cap F/A (with RF modem for connectivity to model MSI-8000 and remote) Capacity: 15,000 lb (7,000 kg) Resolution: 5 lb (2 kg)	15,000 lb (7,000 kg)	5 lb (2 kg)	67 lb (30 kg)	\$3,620.00
176905 *	N/A	MSI-3460 250 lb/500 lb cap F/A with Bluetooth®	250 lb (125 kg) 500 lb (250 kg)	0.1 lb (0.05 kg) 0.2 lb (0.1 kg)	22 lb (10 kg)	Consult
176906 *	N/A	MSI-3460 1,000 lb/2,000 lb cap F/A with Bluetooth®	1,000 lb (500 kg) 2,000 lb (1,000 kg)	0.5 lb (0.2 kg) 1 lb (0.5 kg)	22 lb (10 kg)	Consult
176907 *	N/A	MSI-3460 5,000 lb/10,000 lb cap F/A with Bluetooth®	5,000 lb (2,500 kg) 10,000 lb (5,000 kg)	2 lb (1 kg) 5 lb (2 kg)	39 lb (18 kg)	Consult
176908 *	N/A	MSI-3460 15,000 lb cap F/A with Bluetooth®	15,000 lb (7,000 kg)	5 lb (2 kg)	67 lb (30 kg)	Consult
176909	N/A	MSI-3460 250 lb/500 lb cap F/A with Wi-Fi	250 lb (125 kg) 500 lb (250 kg)	0.1 lb (0.05 kg) 0.2 lb (0.1 kg)	22 lb (10 kg)	\$2,105.00
176910	N/A	MSI-3460 1,000 lb/2,000 lb cap F/A with Wi-Fi	1,000 lb (500 kg) 2,000 lb (1,000 kg)	0.5 lb (0.2 kg) 1 lb (0.5 kg)	22 lb (10 kg)	\$2,220.00
176911	N/A	MSI-3460 5,000 lb/10,000 lb cap F/A with Wi-Fi	5,000 lb (2,500 kg) 10,000 lb (5,000 kg)	2 lb (1 kg) 5 lb (2 kg)	39 lb (18 kg)	\$2,700.00
176912	N/A	MSI-3460 15,000 lb cap F/A with Wi-Fi	15,000 lb (7,000 kg)	5 lb (2 kg)	67 lb (30 kg)	\$3,695.00

* Bluetooth modems only work with certain Android devices. Please contact MSI for potential applications.

Options/Accessories

Part #	MSI Part #	Description	Est. Weight	Price
140049	C00502-0001	Battery assembly, 6 volt rechargeable	3 lb (1.4 kg)	\$120.00
139152	502956-0001	Universal 115/230 VAC, 50/60 Hz battery charger (NA plug standard)	5 lb (2.25 kg)	\$160.00
139153	502956-0002	Battery charger 115/230 VAC, 50/60 Hz (EC plug standard)	5 lb (2.25 kg)	\$160.00
197201	N/A	Battery charger, 115VAC, 50/60 Hz (NA plug standard) CEC compliant	—	\$195.00
149549	503486-0001	Universal 115/230 VAC 50/60 Hz (NA plug standard) battery charger for MSI-8000 remote display	3 lb (1.4 kg)	\$130.00
178004	N/A	LaserLight2, 4 in (101 mm) six-digit RF scoreboard	21 lb (10 kg)	\$2,035.00
178006	N/A	LaserLight2, 6 in (152 mm) six-digit RF scoreboard	37 lb (17 kg)	\$2,425.00
Consult	N/A	AC power supply	—	\$280.00
Consult	N/A	Audible setpoint alarm	—	\$300.00
139395	N/A	Challenger retrofit to 3460 electronics	1 lb	\$915.00
173014	N/A	Rugged remote control	—	\$280.00
139381	503208-0001	MSI-8000 RF remote display (requires MSI-3460 equipped with RF modem)	5 lb (2.25 kg)	\$1,135.00
153591		MSI-8000HD ScaleCore RF remote display	—	\$1,240.00

MSI-4260 Port-A-Weigh



Standard Features

- Crane unit with five-digit, 1.2 in (30 mm) LED display
- Top lifting eye or shackle, bottom thrust bearing swivel hook
- 12 volt rechargeable battery and universal 115/230 VAC, 50/60 Hz battery charger (NA plug standard)

Additional Options

(Contact MSI for application consultation)

- Rugged remote control (control for Off, Zero, Tare and other functions)
- RF modem install for connectivity to MSI-8000, MSI-8000HD RF, MSI-8004HD RF remote display (100 ft line of sight)
- NTEP Certified configuration
- Anti-heat shielding for high temperature applications
- Substitute bottom swivel hook with shackle
- Oversized top lifting eye or shackle
- Oversized bottom hook
- Universal direct power supply; 85-265 VAC, 47-440 Hz / 130-300 VDC
- Low headroom top adapter
- Audible alarm
- Wi-Fi or Bluetooth® communications (additional use with MSI-ScaleCore Connect (available for download at Google Play Store))
- Potential receivers: MSI-8000, MSI-8000HD RF, MSI-8004HD RF, TranSend
- Custom top and bottom interfaces
- Factory Mutual and ATEX approved Intrinsically Safe models available



Optional rugged remote

Approvals



Specifications

Accuracy:

± (0.1% +1 d) of applied load

Resolution:

3,000 to 5,000 d standard (up to 10,000 d available)

Enclosure:

NEMA Type 4, IP66 marine grade 356 alloy anodized cast aluminum

Lifting Eye, Shackle & Hook:

Crosby® or equal with 360° thrust-bearing swivel hook

Design Overload:

200% Safe / 500% Ultimate (except where noted)

Functions:

Power: Turns unit on or off
Zero: Zeros applied load up to 100% of capacity (limited range in NTEP Certified configuration)
Tare: Tares applied load and displays weight in Net mode F1: Programmable as test, units, net/gross, total and peak hold

Display:

Five-digit, 1.2 in (30 mm) LED with programmable brightness control

Displayable Units:

Pounds or kilograms selectable

Annunciators:

COZ, Net, Gross, Total, Peak, Low Battery, lb/kg, Motion, Setpoints

Power:

12 volt rechargeable battery. 115/230 VAC battery charger is included

Operating Time:

Up to 200 hours between charging with typical use, less with RF Modem option

Operating Temperature:

-40° F to 122° F (Industrial)

Auto-Off Mode:

Select for 15, 30, 45 minutes, 1 hour or Off

Auto Sleep Mode:

Power down during non-use and power up with weight change or any key press

Service Counters:

Counts number of lifts over percentage of capacity and lifts over capacity

Calibration:

Digital

Filtering:

OFF, LO, HI-1, HI-2 selectable

Warranty:

One-year limited warranty

Approvals:

NTEP CC 89-090 - 500 lb-2,000 lb (250 kg-1,000 kg)
NTEP CC 89-090A1 - 5,000 lb-70,000 lb (2,000 kg-35,000 kg)

Part Number/Price

Part #	MSI Part #	Description	Capacity	Resolution	Est. Weight	Price
139460	503413-0001	MSI-4260B 500 lb F/A	500 lb (250 kg)	0.2 lb (0.1 kg)	53 lb (24 kg)	\$3,885.00
139461	503413-0002	MSI-4260B 2,000 lb F/A	2,000 lb (1,000 kg)	1.0 lb (0.5 kg)	53 lb (24 kg)	\$3,885.00
139462	503413-0003	MSI-4260B 5,000 lb F/A	5,000 lb (2,500 kg)	1.0 lb (0.5 kg)	62 lb (28 kg)	\$3,990.00
139463	503413-0004	MSI-4260B 10,000 lb F/A	10,000 lb (5,000 kg)	2.0 lb (1.0 kg)	62 lb (28 kg)	\$4,195.00
139464	503413-0005	MSI-4260B 20,000 lb F/A	20,000 lb (10,000 kg)	5.0 lb (2.0 kg)	105 lb (47 kg)	\$5,640.00
139465	503413-0006	MSI-4260B 30,000 lb F/A	30,000 lb (15,000 kg)	10 lb (5.0 kg)	125 lb (55 kg)	\$5,950.00
139466*	503413-0007	MSI-4260B 50,000 lb F/A	50,000 lb (25,000 kg)	10 lb (5.0 kg)	235 lb (106 kg)	\$8,705.00
139467**	503413-0008	MSI-4260B 70,000 lb F/A	70,000 lb (35,000 kg)	20 lb (10 kg)	270 lb (121 kg)	\$10,840.00
139468***	503413-0009	MSI-4260B 100,000 lb F/A	100,000 lb (50,000 kg)	20 lb (10 kg)	420 lb (189 kg)	\$17,050.00

Options/Accessories

Part #	MSI Part #	Description	Est. Weight	Price
150971	503508-0001	Option kit 4260B RF modem (RF modem install for connectivity with MSI-8000 modem and rugged remote)	N/A	\$199.00
139381	503208-0001	MSI-8000 RF modem (requires MSI-4260 equipped with RF modem option 2)	5 lb (2.25 kg)	\$1,135.00
173014	N/A	RF rugged remote control (requires MSI-4260 equipped with RF modem)	N/A	\$280.00
153591	N/A	MSI-8000HD Remote Display, AC power and tilt bracket option	3 lb	\$1,240.00
159221	N/A	Universal crane scale transport cart	180 lb (82 kg)	\$970.00
178004	N/A	LaserLight2, 4 in (101 mm) six-digit RF scoreboard	21 lb (10 kg)	\$2,035.00
178006	N/A	LaserLight2, 6 in (152 mm) six-digit RF scoreboard	37 lb (17 kg)	\$2,425.00
Consult	N/A	AC direct power supply		\$485.00
Consult	N/A	Audible set point alarm		\$355.00
Consult	N/A	Anti-heat shield		\$910.00
152123	N/A	Retrofit kit 4260 to 4260B	8 lb	\$2,195.00
176956	N/A	Option kit, 4260B Wi-Fi	0 lb	\$395.00
Consult	N/A	Option kit, 4260B Bluetooth®	0 lb	Consult
Accessories				
150367	D00559-0004	Battery assembly, 12V rechargeable	7 lb (3 kg)	\$110.00
138006	502221-0001	Universal 115/230 VAC, 50/60 Hz battery charger (NA plug standard)	4 lb (2 kg)	\$280.00
138007	502221-0002	Universal 115/230 VAC, 50/60 Hz battery charger (UK plug standard)	4 lb (2 kg)	\$280.00
138008	502221-0003	Universal 115/230 VAC, 50/60 Hz battery charger (EC plug standard)	4 lb (2 kg)	\$280.00
149549	503486-0001	Universal 115/ 230 VAC 50/60 Hz (NA plug standard) battery charger for MSI-8000 remote display	3 lb (1.4 kg)	\$130.00
4260 Sub Hook with Shackle				
Consult	N/A	500 to 10,000 lb, 6.5 ton shackle		NC
Consult	N/A	20,000 to 30,000 lb, 17 ton shackle		NC
Consult	N/A	50,000 lb, 25 ton shackle		\$1,500.00
Consult	N/A	70,000 lb, 40 ton shackle		\$2,100.00
Consult	N/A	100,000 lb, 55 ton shackle		\$6,000.00
4260 Oversize Lifting Eye/Shackle				
Consult	N/A	500 to 10,000 lb capacity		\$1,000.00
Consult	N/A	20,000 to 30,000 lb capacity, adapter with 25 ton shackle		\$1,320.00
Consult	N/A	50,000 to 70,000 lb capacity		Consult
Consult	N/A	100,000 lb capacity		Consult

* 490% of kg capacity

** 475% of lb capacity/430% of kg capacity

*** 450% of kg capacity

MSI-4260 IS Intrinsically Safe Crane Scale Port-A-Weigh



Standard Features

- Crane unit with five-digit, 1.2 in (30 mm) LED display
- Top lifting eye or shackle, bottom thrust bearing swivel hook
- 12 volt rechargeable battery and universal 115/230 VAC, 50/60 Hz battery charger (NA plug standard)

Approvals



Specifications

Accuracy:

± (0.1% + 1 d) of applied load

Resolution:

3,000 to 5,000 d standard (up to 10,000 d available)

Enclosure:

NEMA Type 4, IP66 marine grade 356 alloy anodized cast aluminum

Intrinsic Safety:

US Listings

FM16US0156X

IS / I, II, III / 1 / CDEFG / T4 Ta = -20°C to 50°C

I / 0 / AEx ia / IIB / T4 Ta = -20°C to 50°C Ga

20 / AEx ia / IIC / T135°C Ta = -20°C to 50°C Da

Canadian Listings

FM16CA0092X

IS / I / 1 / CD / T4 Ta = -10°C to 50°C

IS / II, III / 1 / EFG / T4 Ta = -10°C to 50°C

I / 0 / Ex ia / IIB / T4 Ta = -10°C to 50°C Ga

20 / Ex ia / IIC / T135°C Ta = -10°C to 50°C Da

ATEX Listings

FM16ATEX0038X

II 1 G Ex ia IIB T4 Ga -10°C ≤ Ta ≤ 50°C

II 1 D Ex ia IIC T135°C Da -10°C ≤ Ta ≤ 50°C

Lifting Eye, Shackle & Hook:

Crosby® or equal with 360° thrust-bearing swivel hook

Design Overload:

200% Safe / 500% Ultimate (except where noted)

Functions:

Power: Turns unit on or off

Zero: Zeros applied load up to 100% of capacity (limited range in NTEP Certified configuration)

Tare: Tares applied load and displays weight in Net mode F1: Programmable as test, units, net/gross, total and peak hold

Display:

Five-digit, 1.2 in (30 mm) LED with programmable brightness control

Displayable Units:

Pounds or kilograms selectable

Annunciators:

COZ, Net, Gross, Total, Peak, Low Battery, lb/kg, Motion, Setpoints

Power:

12 volt rechargeable battery.

115/230 VAC approved battery charger is included

Operating Time:

Up to 200 hours between charging with typical use

Auto-Off Mode:

Select for 15, 30, 45 minutes, 1 hour or Off

Auto Sleep Mode:

Power down during non-use and power up with weight change or any key press

Service Counters:

Counts number of lifts over percentage of capacity and lifts over capacity

Calibration:

Digital

Filtering:

OFF, LO, HI-1, HI-2 selectable

Warranty:

One-year limited warranty

Approvals:

NTEP

MSI-4260 IS Intrinsically Safe Crane Scale Port-A-Weigh

Part Number/Price

Part #	Description	Capacity	Resolution	Price
156013	500LB, Swivel Hook	500 lb (250 kg)	0.2 lb (0.1 kg)	\$5,995.00
156014	2K, Swivel Hook	2,000 lb (1,000 kg)	1.0 lb (0.5 kg)	\$5,995.00
156015	5K, Swivel Hook	5,000 lb (2,500 kg)	1.0 lb (0.5 kg)	\$5,995.00
156016	10K, Swivel Hook	10,000 lb (5,000 kg)	2.0 lb (1.0 kg)	\$5,995.00
156017	20K, Swivel Hook	20,000 lb (10,000 kg)	5.0 lb (2.0 kg)	\$7,595.00
156018	30K, Swivel Hook	30,000 lb (15,000 kg)	10 lb (5.0 kg)	\$7,595.00
156019	50K, Swivel Hook	50,000 lb (25,000 kg)	10 lb (5.0 kg)	\$10,995.00
156020	70K, Swivel Hook	70,000 lb (35,000 kg)	20 lb (10 kg)	\$12,995.00
156021	100K, Swivel Hook	100,000 lb (50,000 kg)	20 lb (10 kg)	\$19,995.00

Options/Accessories

Part #	Description	Price
170606	Battery Charger	\$275.00
167777	Spare Battery	\$245.00

MSI-4300 Port-A-Weigh Plus



Contact MSI for application consultation

Standard Features

- Crane scale unit with six-digit, 1.6 in (40 mm), backlight LCD display
- Top lifting eye or shackle, bottom thrust bearing swivel hook
- 12 volt rechargeable battery and universal 115/230 VAC, 50/60 Hz battery charger (NA plug standard)
- Meets or exceeds OSHA, ANSI, ASME and other safety design standards (5:1 Ultimate Safety Factor)

Options:

- D-cell battery option, provides up to 2,000 hours of operation
- Substitute bottom swivel hook with shackle
- Oversized top-lifting eye or shackle
- Oversized bottom hook
- Universal direct power supply; 85-265 VAC, 47-440 Hz /130-300 VDC
- Low headroom top adapter
- Audible setpoint alarm
- NTEP Certified configuration
- Custom top and bottom interfaces
- Crane scale cart



Optional crane scale cart

Specifications

Accuracy:

±0.1% +1 d of applied load

Resolution:

3,000 to 5,000 d standard (Up to 10,000 d available)

Enclosure:

NEMA Type 4, IP66, marine grade 356 alloy anodized cast aluminum

Top Lifting Eye, Shackle & Hook:

Crosby® or equal with 360° thrust-bearing swivel hook

Design Overload:

200% Safe / 500% Ultimate (except where noted)

Functions:

Power, zero, net/gross, tare and programmable test/user

Display:

6 digit, 1.6 in (40 mm) LCD (upper) 8 digit, 0.8 in (20 mm) LCD (lower) with adjustable display contrast

Displayable Units:

Pounds, kilograms, tons, and metric tons selectable

Power:

12 V rechargeable battery. 115/230 VAC battery charger included

Operating Time:

300 hours with typical use

Operating Temperature:

5°F to 122°F (-15°C to 50°C)

Filtering:

OFF, LO, Medium and HI selectable

Warranty:

One-year limited

Approvals:

NTEP CC 92-176 - 5,000 lb (2,500 kg)
Measurement Canada AM-4984

Approvals



Measurement
Canada
Approved

MSI-4300 Port-A-Weigh Plus

Part Number/Price

Part #	MSI Part #	Description	Capacity	Resolution	Est. Weight	Price
138825	502666-0013	MSI-4300 500 lb F/A	500 lb (250 kg)	0.2 lb (0.1 kg)	53 lb (24 kg)	\$4,515.00
138826	502666-0014	MSI-4300 2,000 lb F/A	2,000 lb (1000 kg)	1.0 lb (0.5 kg)	53 lb (24 kg)	\$4,515.00
138827	502666-0015	MSI-4300 5,000 lb F/A	5,000 lb (2500 kg)	1.0 lb (0.5 kg)	62 lb (28 kg)	\$4,630.00
138828	502666-0016	MSI-4300 10,000 lb F/A	10,000 lb (5000 kg)	2.0 lb (1.0 kg)	62 lb (28 kg)	\$4,865.00
138069	502235-0032	MSI-4300 20,000 lb F/A	20,000 lb (10,000 kg)	5.0 lb (2.0 kg)	105 lb (47 kg)	\$6,075.00
138070	502235-0033	MSI-4300 30,000 lb F/A	30,000 lb (15,000 kg)	10 lb (5.0 kg)	125 lb (55 kg)	\$6,385.00
138071*	502235-0034	MSI-4300 50,000 lb F/A	50,000 lb (25,000 kg)	10 lb (5.0 kg)	235 lb (106 kg)	\$8,945.00
138072**	502235-0035	MSI-4300 70,000 lb F/A	70,000 lb (35,000 kg)	20 lb (10 kg)	270 lb (121 kg)	\$11,045.00
138073***	502235-0036	MSI-4300 100,000 lb F/A	100,000 lb (50,000 kg)	20 lb (10 kg)	420 lb (189 kg)	\$18,075.00

Options/Accessories

Part #	MSI Part #	Description	Est. Weight	Price
159221	N/A	Universal crane scale transport cart	180 lb (82 kg)	\$970.00
Consult	N/A	Audible set point alarm		\$360.00
Consult	N/A	AC power supply		\$485.00
Consult	N/A	D cell battery option		Consult
Accessories				
150367	D00559-0004	Battery assembly, 12 volt rechargeable	7 lb (3 kg)	\$110.00
138006	502221-0001	Universal 115/230 VAC, 50/60 Hz battery charger (NA plug standard)	4 lb (2 kg)	\$280.00
138007	502221-0002	Universal 115/230 VAC, 50/60 Hz battery charger (UK plug standard)	4 lb (2 kg)	\$280.00
138008	502221-0003	Universal 115/230 VAC, 50/60 Hz battery charger (EC plug standard)	4 lb (2 kg)	\$280.00
4300 Sub Hook with Shackle				
Consult	N/A	500 to 10,000 lb, 6.5 ton shackle		NC
Consult	N/A	20,000 to 30,000 lb, 17 ton shackle		NC
Consult	N/A	50,000 lb, 25 ton shackle		-\$1,500.00
Consult	N/A	70,000 lb, 40 ton shackle		-\$2,100.00
Consult	N/A	100,000 lb, 55 ton shackle		-\$6,000.00
4300 Oversize Lifting Eye/Shackle				
Consult	N/A	500 to 10,000 lb capacity		\$1,000.00
Consult	N/A	20,000 to 30,000 lb capacity, adapter with 25 ton shackle		\$1,320.00
Consult	N/A	50,000 to 70,000 lb capacity		Consult
Consult	N/A	100,000 lb capacity		Consult

* 490% of kg capacity

** 475% of lb capacity/430% of kg capacity

*** 450% of kg capacity

MSI-9300 Port-A-Weigh Plus CellScale™ RF



Contact MSI for application consultation

Standard Features

- Crane unit with 2.4 GHz Spread Spectrum transceiver
- Six-digit, 1.2 in (30 mm) LED display and annunciators
- Top lifting eye or shackle, bottom thrust bearing swivel hook
- 12 volt rechargeable battery and universal 115/230 VAC, 50/60 Hz battery charger (NA Plug Standard)

Options:

- RF remote crane unit control, includes On/Off, Zero, Tare, Net/Gross, Total and programmable function keys
- Audible alarm
- Anti-heat shielding for high-temperature applications
- Substitute bottom swivel hook with shackle
- Low headroom top adapter
- Oversized top lifting eye or shackle
- Oversized bottom hook
- Universal direct power supply; 85-265 VAC, 47-440 Hz / 130-300 VDC
- Wireless 802.11 b/g Ethernet connectivity
- MSI-9300 retrofit kit - conversion kit to upgrade existing MSI-4300 crane scale to 9300 RF unit
- Custom top and bottom interfaces
- Potential receivers: MSI-9850, 9750A, remote RF Indicators (each sold separately)
- Crane scale cart

Approvals



Specifications

Accuracy:

± 0.1% +1 d of applied load

Resolution:

3,000 to 5,000 d standard (Up to 10,000 d available)

Enclosure:

NEMA Type 4, IP66, marine grade 356 alloy anodized cast aluminum

Lifting Eye, Shackle & Hook:

Crosby® or equal with 360° thrust-bearing swivel hook.

Design Overload:

200% Safe / 500% Ultimate (except where noted)

Functions:

POWER, ZERO, NET/GROSS, TARE and Programmable TEST/USER

Display:

Six digit, 1.2 in (30 mm) LED with 14 feature annunciators and programmable brightness control

Displayable Units:

Pounds or kilograms selectable

Power:

12 V rechargeable battery, 115-230 VAC battery charger included

Operating Time:

Up to 30 hours between charging with typical use

Operating Temperature:

-4°F to 140°F (-20°C to 60°C)

Calibration:

Digital via MSI-9750A or MSI-9850 RF indicators or via serial interface with PC terminal program

Filtering:

LO, Medium and HI selectable

Radio Link:

FHSS at 2.4 GHz

Radio Effective Range:

Typically 500 ft (150 m) indoor, 1000 ft (300 m) outdoor with standard antennas

Approvals:

NTEP CC 07-007; 5,000 - 70,000 lb (2,500 - 35,000 kg capacities)

Warranty:

One-year limited warranty



Optional crane scale cart

MSI-9300 Port-A-Weigh Plus CellScale™ RF

Part Number/Price

Part #	MSI Part #	Description	Capacity	Resolution	Est. Weight	Price
138704	502654-0001	MSI-9300 500 lb F/A	500 lb (250 kg)	0.2 lb (0.1 kg)	53 lb (24 kg)	\$6,175.00
138705	502654-0002	MSI-9300 2,000 lb F/A	2,000 lb (1,000 kg)	1.0 lb (0.5 kg)	53 lb (24 kg)	\$6,175.00
138706	502654-0003	MSI-9300 5,000 lb F/A	5,000 lb (2,500 kg)	1.0 lb (0.5 kg)	62 lb (28 kg)	\$6,285.00
138707	502654-0004	MSI-9300 10,000 lb F/A	10,000 lb (5,000 kg)	2.0 lb (1.0 kg)	62 lb (28 kg)	\$6,515.00
138409	502518-0005	MSI-9300 20,000 lb F/A	20,000 lb (10,000 kg)	5.0 lb (2.0 kg)	105 lb (47 kg)	\$7,720.00
138410	502518-0006	MSI-9300 30,000 lb F/A	30,000 lb (15,000 kg)	10 lb (5.0 kg)	125 lb (55 kg)	\$8,060.00
138419*	502518-0015	MSI-9300 50,000 lb F/A	50,000 lb (25,000 kg)	10 lb (5.0 kg)	235 lb (106 kg)	\$10,585.00
138420**	502518-0016	MSI-9300 70,000 lb F/A	70,000 lb (35,000 kg)	20 lb (10 kg)	270 lb (121 kg)	\$12,695.00
138421***	502518-0017	MSI-9300 100,000 lb F/A	100,000 lb (50,000 kg)	20 lb (10 kg)	420 lb (189 kg)	\$19,750.00

Options/Accessories

Part #	MSI Part #	Description	Est. Weight	Price
159625	N/A	MSI-9850 RF remote indicator (wall or desk mount)	10 lb (5 kg)	\$2,515.00
138486	502541-0001	MSI-9750 RF portable indicator	2 lb (1 kg)	\$1,885.00
Consult	N/A	4 in (101 mm) six-digit RF scoreboard	21 lb (10 kg)	\$2,950.00
Consult	N/A	6 in (152 mm) six-digit RF scoreboard	37 lb (17 kg)	\$3,360.00
138341	502488-0001	Universal mounting bracket for MSI-9850 RF remote indicator	2 lb (1 kg)	\$135.00
159221	N/A	Universal crane scale transport cart	180 lb (82 kg)	\$970.00
138298	502434-0001	RF remote controller	1 lb	\$310.00
138317	502452-0001	Spare RF remote	1 lb	\$110.00
Consult	N/A	AC power supply		\$485.00
Consult	N/A	Anti-heat shield		\$915.00
Consult	N/A	Audible alarm		\$360.00
Consult	N/A	Wi-Fi Ethernet option		\$355.00
138452	502520-0001	Retrofit kit 4300 D cell to 9300 12 Volt	1 lb	\$4,340.00
138453	502520-0002	Retrofit kit 4300 D cell to 9300 no modem	1 lb	\$3,445.00
138454	502520-0003	Retrofit kit 4300 to 9300	1 lb	\$3,925.00
138455	502520-0004	Retrofit kit 4300 to 9300 no modem	1 lb	\$2,945.00
9300 Sub Hook with Shackle				
Consult	N/A	500 to 10,000 lb, 6.5 ton shackle		NC
Consult	N/A	20,000 to 30,000 lb, 17 ton shackle		NC
Consult	N/A	50,000 lb, 25 ton shackle		-\$1,500.00
Consult	N/A	70,000 lb, 40 ton shackle		-\$2,100.00
Consult	N/A	100,000 lb, 55 ton shackle		-\$6,000.00
9300 Oversize Lifting Eye/Shackle				
Consult	N/A	500 to 10,000 lb capacity		\$1,000.00
Consult	N/A	20,000 to 30,000 lb capacity, adapter with 25 ton shackle		\$1,320.00
Consult	N/A	50,000 to 70,000 lb capacity		Consult
Consult	N/A	100,000 lb capacity		Consult
Accessories				
150367	D00559-0004	Battery assembly, 12 volt rechargeable	7 lb (3 kg)	\$110.00
148624	501705-0001	RS-232/RS-485 serial cable	1 lb (0.45 kg)	\$110.00
138006	502221-0001	Universal 115/230 VAC, 50/60 Hz battery charger (NA plug standard)	4 lb (2 kg)	\$280.00
138007	502221-0002	Universal 115/230 VAC, 50/60 Hz battery charger (UK plug standard)	4 lb (2 kg)	\$280.00
138008	502221-0003	Universal 115/230 VAC, 50/60 Hz battery charger (EC plug standard)	4 lb (2 kg)	\$280.00

* 490% of kg capacity

** 475% of lb capacity/430% of kg capacity

*** 450% of kg capacity

MSI-9300HT Hi-Torque Port-A-Weigh Plus CellScale™ RF



Contact MSI for application consultation

Standard Features

- Crane unit with 2.4 GHz spread spectrum transceiver
- Six-digit, 30 mm (1.2 in) LED display and annunciators
- Top lifting eye or shackle, bottom thrust bearing swivel hook
- 12 volt rechargeable battery and universal 115/230 VAC, 50/60 Hz battery charger (NA plug standard)
- Hi-torque load train designed for use with powered rotation

Options:

- RF remote crane unit control, includes On/Off, Zero, Tare, Net/Gross, Total and programmable function keys
- Anti-heat shielding for high-temperature applications
- Substitute bottom swivel hook with shackle
- Oversized top or shackle
- Oversized bottom hooks
- Universal direct power supply; 85-265 VAC, 47-440 Hz / 130-300 VDC
- Wireless 802.11 b/g Ethernet connectivity
- Low headroom top adaptor
- Top shackle
- Audible alarm
- Custom top and bottom interfaces
- Potential receivers: MSI-9850, 9750A, remote RF Indicators (each sold separately)

Specifications

Accuracy:

± 0.1% +1 d of capacity

Resolution:

3000 to 5000 d standard (Up to 10,000 d available)

Enclosure:

NEMA Type 4, IP66, marine grade 356 alloy anodized cast aluminum

Lifting Eye, Shackle & Hook:

Shackle is optional and Crosby fixed hook provided as standard.

Design Overload:

200% Safe / 500% Ultimate

Functions:

POWER, ZERO, NET/GROSS, TARE and Programmable TEST/USER

Display:

6 digit, 1.2 in (30 mm) LED with 14 feature annunciators and programmable brightness control

Displayable Units:

Pounds or kilograms selectable

Power:

12 Volt rechargeable battery, 115-230 VAC battery charger included

Operating Time:

Up to 30 hours between charging with typical use

Operating Temperature:

-4°F to 140°F (-20°C to 60°C)

Calibration:

Digital via MSI-9750A or MSI-9850 RF indicators or via serial interface with PC terminal program.

Filtering:

LO, Medium and HI selectable

Radio Link:

FHSS at 2.4 GHz

Radio Effective Range:

Typically 500 ft (150 m) indoor, 1000 ft (300 m) outdoor with standard antennas.

Warranty:

One-year limited

MSI-9300HT Hi-Torque Port-A-Weigh Plus CellScale™ RF

Part Number/Price

Part #	MSI Part #	Description	Capacity	Resolution	Est. Weight	Price
138440	502519-0001	MSI-9300HT 30,000 lb F/A	30,000 lb (15,000 kg)	10 lb (5.0 kg)	125 lb (55 kg)	\$13,900.00
138441	502519-0002	MSI-9300HT 70,000 lb F/A	70,000 lb (35,000 kg)	20 lb (10 kg)	270 lb (121 kg)	\$16,725.00
162377	N/A	MSI-9300HT 120,000 lb F/A	120,000 lb (60,000 kg)	50 lb (20 kg)	550 lb (250 kg)	Consult

Options/Accessories

Part #	MSI Part #	Description	Est. Weight	Price
141992	10539	Top lifting shackle Crosby® G2130 17 ton for 30,000 lb cap unit	19.5 lb (8.9 kg)	Consult
146335	23650-0040	Top lifting shackle Crosby® G2140 40 ton for 70,000 lb cap unit	34 lb (15 kg)	Consult
146336	23650-0050	Top lifting shackle Crosby® G2140 55 ton* for 120,000 lb cap unit	104 lb (47 kg)	Consult
159625	N/A	MSI-9850 RF remote indicator (wall or desk mount)	10 lb (5 kg)	\$2,515.00
138486	502541-0001	MSI-9750 RF portable Indicator	2.2 lb (1 kg)	\$1,885.00
Consult	N/A	4 in (101 mm) six-digit RF scoreboard	21 lb (10 kg)	\$2,950.00
Consult	N/A	6 in (152 mm) six-digit RF scoreboard	37 lb (17 kg)	\$3,360.00
138341	502488-0001	Universal mounting bracket for MSI-9850 RF remote indicator	2.2 lb (1 kg)	\$135.00
159221	N/A	Universal crane scale transport cart	180 lb (82 kg)	\$970.00
138298	502434-0001	RF remote controller	1 lb (0.45 kg)	\$310.00
138317	502452-0001	Spare RF remote	1 lb (0.45 kg)	\$110.00
Consult	N/A	AC direct power supply		\$485.00
Consult	N/A	Anti-heat shield		\$915.00
Consult	N/A	Audible alarm		\$360.00
Consult	N/A	Wi-Fi Ethernet option		\$355.00
Accessories				
148624	501705-0001	RS-232/RS-485 serial cable	1 lb (0.45 kg)	\$110.00
150367	D00559-0004	Battery assembly, 12 volt rechargeable	6.6 lb (3 kg)	\$110.00
138006	502221-0001	Universal 115/230 VAC, 50/60 Hz battery charger (NA plug standard)	4 lb (2 kg)	\$280.00
138007	502221-0002	Universal 115/230 VAC, 50/60 Hz battery charger (UK plug standard)	4 lb (2 kg)	\$280.00
138008	502221-0003	Universal 115/230 VAC, 50/60 Hz battery charger (EC plug standard)	4 lb (2 kg)	\$280.00

* 55 Metric Tons = 121,254 lbs

MSI-6260CS Trans-Weigh CellScale™ RF



Contact MSI for application consultation

Standard Features

- Crane unit with 2.4 GHz spread spectrum transceiver
- Top lifting eye or shackle, bottom thrust bearing swivel hook
- 12 volt rechargeable battery and universal 115/230 VAC, 50/60 Hz battery charger (NA Plug Standard)
- Meets or exceeds OSHA, ANSI, ASME and other safety design standards (5:1 Ultimate Safety Factor)

Options:

- NTEP Certified configuration
- ScaleCore configurations available
- Anti-heat shielding for high-temperature applications
- Substitute bottom swivel hook with shackle
- Oversized top lifting eye or shackle
- Oversized bottom hook
- Low headroom top adaptor
- Universal direct power supply; 85-265 VAC, 47-440 Hz / 130-300 VDC
- Wireless 802.11 b/g Ethernet connectivity
- MSI-6260CS retrofit kit - conversion kit to upgrade existing MSI-4260 crane scales to MSI-6260CS
- Custom top and bottom interfaces
- Potential receivers: MSI-9850, MSI-9750A, Scoreboard, TranSend
- Crane scale cart



Specifications

Accuracy:

± (0.1% +1 d) of applied load

Resolution:

3,000 to 5,000 d standard (Up to 10,000 d available)

Enclosure:

NEMA Type 4, IP66, marine grade 356 alloy anodized cast aluminum

Lifting Eye, Shackle & Hook:

Crosby® or equivalent with 360° thrust-bearing swivel hook

Design Overload:

200% Safe / 500% Ultimate (except where noted)

Functions:

POWER On/Off (all other scale functions are controlled from other optional networked MSI scale indicators MSI-9850 and/or MSI-9750A)

Displayable Units:

Pounds or kilograms selectable

Power:

12 Volt rechargeable battery, 115/230 VAC battery charger included

Operating Time:

Up to 40 hours between charging with typical use

Operating Temperature:

-4°F to 140°F (-20°C to 60°C)

Calibration:

Digital via MSI-9750A or MSI-9850 RF indicators or via serial interface with PC terminal program

Radio Link:

FHSS at 2.4 GHz

Radio Link Effective Range:

Typically 500 ft (150 m) indoor, 1000 ft (300 m) outdoor with standard antennas

Warranty:

One-year limited

Approvals:

NTEP CC 07-007: 5,000 to 70,000 lb (2,500 kg to 35,000 kg)

Approvals



MSI-6260CS Trans-Weigh CellScale™ RF

Part Number/Price

Part #	MSI Part #	Description	Capacity	Resolution	Est. Weight	Price
138729	502655-0001	MSI-6260 500 lb F/A	500 lb (250 kg)	0.2 lb (0.1 kg)	53 lb (24 kg)	\$4,935.00
138730	502655-0002	MSI-6260 2,000 lb F/A	2,000 lb (1000 kg)	1.0 lb (0.5 kg)	53 lb (24 kg)	\$4,935.00
138731	502655-0003	MSI-6260 5,000 lb F/A	5,000 lb (2500 kg)	1.0 lb (0.5 kg)	62 lb (28 kg)	\$5,035.00
138732	502655-0004	MSI-6260 10,000 lb F/A	10,000 lb (5000 kg)	2.0 lb (1.0 kg)	62 lb (28 kg)	\$5,250.00
138506	502559-0005	MSI-6260 20,000 lb F/A	20,000 lb (10,000 kg)	5.0 lb (2.0 kg)	105 lb (47 kg)	\$6,400.00
138507	502559-0006	MSI-6260 30,000 lb F/A	30,000 lb (15,000 kg)	10 lb (5.0 kg)	125 lb (55 kg)	\$6,715.00
138508*	502559-0007	MSI-6260 50,000 lb F/A	50,000 lb (25,000 kg)	10 lb (5.0 kg)	235 lb (106 kg)	\$9,135.00
138509**	502559-0008	MSI-6260 70,000 lb F/A	70,000 lb (35,000 kg)	20 lb (10 kg)	270 lb (121 kg)	\$11,130.00
138510***	502559-0009	MSI-6260 100,000 lb F/A	100,000 lb (50,000 kg)	20 lb (10 kg)	420 lb (189 kg)	\$17,835.00

Options/Accessories

Part #	MSI Part #	Description	Est. Weight	Price
159625	N/A	MSI-9850 RF remote indicator (wall or desk mount)	10 lb (5 kg)	\$2,515.00
138486	502541-0001	MSI-9750 RF portable indicator	2.2 lb (1 kg)	\$1,885.00
138341	502488-0001	Universal mounting bracket for MSI-9850 RF remote indicator	2.2 lb (1 kg)	\$135.00
159221	N/A	Universal crane scale transport cart	180 lb (82 kg)	\$970.00
Consult	N/A	4 in (101 mm) six-digit RF scoreboard	21 lb (10 kg)	\$2,950.00
Consult	N/A	6 in (152 mm) six-digit RF scoreboard	37 lb (17 kg)	\$3,360.00
Consult	N/A	AC power supply		\$485.00
Consult	N/A	Anti-heat shield		\$915.00
Consult	N/A	Audible alarm		\$360.00
Consult	N/A	Wi-Fi Ethernet option		\$355.00
138575	N/A	Retrofit kit 4260 to 6260 CS	1 lb (0.45 kg)	\$2,695.00
6260 Sub Hook with Shackle				
Consult	N/A	500 to 10,000 lb, 6.5 ton shackle		Consult
Consult	N/A	20,000 to 30,000 lb, 17 ton shackle		Consult
Consult	N/A	50,000 lb, 25 ton shackle		-\$1,500.00
Consult	N/A	70,000 lb, 40 ton shackle		-\$2,100.00
Consult	N/A	100,000 lb, 55 ton shackle		-\$6,000.00
6260 Oversize Lifting Eye/Shackle				
Consult	N/A	500 to 10,000 lb capacity		\$1,000.00
Consult	N/A	20,000 to 30,000 lb capacity, adapter with 25 ton shackle		\$1,320.00
Consult	N/A	50,000 to 70,000 lb capacity		Consult
Consult	N/A	100,000 lb capacity		Consult
Accessories				
148624	501705-0001	RS-232/RS-485 serial cable	1 lb (0.45 kg)	\$110.00
150367	D00559-0004	Battery assembly, 12 volt rechargeable	6.6 lb (3 kg)	\$110.00
138006	502221-0001	Universal 115/230 VAC, 50/60 Hz battery charger (NA plug standard)	4 lb (2 kg)	\$280.00
138007	502221-0002	Universal 115/230 VAC, 50/60 Hz battery charger (UK plug standard)	4 lb (2 kg)	\$280.00
138008	502221-0003	Universal 115/230 VAC, 50/60 Hz battery charger (EC plug standard)	4 lb (2 kg)	\$280.00

* 490% of kg capacity

** 475% of lb capacity/430% of kg capacity

*** 450% of kg capacity

MSI-7300 Dyna-Link 2

Digital Tension Dynamometer



Shown with optional shackles

Contact MSI for application consultation



Optional rugged remote

Standard Features

- Tension dynamometer with 6-digit, 1.00 in (25.4 mm) LCD display
- Two C alkaline batteries for capacities up to 10,000 lb (5,000 kg)
- Two D alkaline batteries for capacities 25,000 lb (12,500 kg) and above

Additional Options

(Contact MSI for application consultation)

- Crosby® top and bottom shackles
- Portable transport case
- Serial output cable
- Rugged remote control (control for Off, Zero, Tare and other functions)
- RF modem install for connectivity to MSI-8000, MSI-8000HD RF, MSI-8004HD RF remote display (100 ft line of sight)
- Heavy capacity configurations (60 to 275 Ton)
- Audible alarm
- Wi-Fi or Bluetooth® communications (additional use with MSI-ScaleCore Connect (available for download at Google Play Store))
- Potential receivers: MSI-8000, MSI-8000HD RF, MSI-8004HD RF, TranSend

Part Number/Price

Part #	MSI Part #	Description	Capacity	Resolution	Est. Weight	Price
139162	502967-0001	MSI-7300 1,000 lb F/A	1,000 lb (500 kg)	0.5 lb (0.2 kg)	8 lb (3.6 kg)	\$1,455.00
139163	502967-0002	MSI-7300 2,500 lb F/A	2,500 lb (1,250 kg)	1 lb (0.5 kg)	9 lb (4.0 kg)	\$1,455.00
139164	502967-0003	MSI-7300 5,000 lb F/A	5,000 lb (2,500 kg)	2 lb (1.0 kg)	9 lb (4.0 kg)	\$1,455.00
139165	502967-0004	MSI-7300 10,000 lb F/A	10,000 lb (5,000 kg)	5 lb (2.0 kg)	11 lb (5.0 kg)	\$1,555.00
139166	502967-0005	MSI-7300 25,000 lb F/A	25,000 lb (12,500 kg)	10 lb (5 kg)	19 lb (8.6 kg)	\$2,090.00
139167	502967-0006	MSI-7300 50,000 lb F/A	50,000 lb (25,000 kg)	20 lb (10 kg)	29 lb (13 kg)	\$2,705.00
139168*	502967-0007	MSI-7300 100,000 lb F/A	100,000 lb (50,000 kg)	50 lb (20 kg)	65 lb (30 kg)	\$3,535.00
Optional Configurations (for connectivity to MSI-8000 RF Remote Display) F/A						
139441	503381-0001	MSI-7300 RF module	1,000 lb (500 kg)	0.5 lb (.2 kg)	8 lb (3.6 kg)	\$1,635.00
139442	503381-0002	MSI-7300 RF module	2,500 lb (1,250 kg)	1 lb (.5 kg)	9 lb (4 kg)	\$1,635.00
139443	503381-0003	MSI-7300 RF module	5,000 lb (2,500 kg)	2 lb (1 kg)	9 lb (4 kg)	\$1,635.00
139444	503381-0004	MSI-7300 RF module	10,000 lb (5,000 kg)	5 lb (2 kg)	11 lb (5 kg)	\$1,740.00
139445	503381-0005	MSI-7300 RF module	25,000 lb (12,500 kg)	10 lb (5 kg)	19 lb (8.6 kg)	\$2,260.00
139446	503381-0006	MSI-7300 RF module	50,000 lb (25,000 kg)	20 lb (10 kg)	29 lb (13 kg)	\$2,880.00
139447*	503381-0007	MSI-7300 RF module	100,000 lb (50,000 kg)	50 lb (20 kg)	65 lb (30 kg)	\$3,720.00
159168*	N/A	MSI-7300 RF module includes MSI-8000	120,000 lb (60,000 kg)	50 lb (20 kg)	57 lb (26 kg)	\$4,785.00
159169*	N/A	MSI-7300 RF module includes MSI-8000	180,000 lb (90,000 kg)	100 lb (50 kg)	74 lb (36 kg)	\$7,280.00
159170*	N/A	MSI-7300 RF module includes MSI-8000	260,000 lb (130,000 kg)	100 lb (50 kg)	100 lb (45 kg)	\$9,740.00
159171*	N/A	MSI-7300 RF module includes MSI-8000	380,000 lb (190,000 kg)	200 lb (100 kg)	169 lb (77 kg)	\$11,025.00
159172**	N/A	MSI-7300 RF module includes MSI-8000	550,000 lb (275,000 kg)	200 lb (100 kg)	336 lb (152 kg)	\$20,800.00

Specifications

Accuracy:

0.1% FS of rated capacity (up to 50 ton)
0.5% FS of rated capacity (50 ton and above)

Enclosure:

NEMA Type 4, IP65, anodized corrosion-resistant finish

Material:

2024 aircraft grade aluminum
Capacities above 100 K have zinc plated enclosures and 4340 load cell bodies

Design Overload:

200% Safe/700% Ultimate* (except where noted)

Functions:

On/Off, Zero, Hi-Speed Peak Hold, Setpoints, Total, Tare, Auto-Off, Motion Filter

Display:

6 digit, 1.00 in (25.4 mm) LCD

Displayable Units:

Pounds, kilograms, kilonewtons, tons, metric tons

LED Annunciators:

Function 1, Function 2, Setpoint 1, Setpoint 2

LCD Annunciators:

Net, Center of Zero, Stable, Battery Test, Peak Hold, Total

Power:

Two each C alkaline batteries for capacities up to 10,000 lb two each D alkaline batteries for capacities 25,000 lb–100,000 lb

Operating Time:

From 150 to 300 hours in typical use depending on unit capacity and battery configuration.
Approximately 25 to 30 hours with optional RF modem link installed.

Operating Temperature:

- 4°F to 140°F (-20°C to 60°C)

Calibration:

Digital

Filtering:

OFF, LO, HI selectable

Data Output:

Serial RS-232

Warranty:

Two-year limited

MSI-7300 Dyna-Link 2

Digital Tension Dynamometer

Part Number/Price

Part #	MSI Part #	Description	Capacity	Resolution	Est. Weight	Price
176806	N/A	MSI-7300 1,000 lb F/A with Bluetooth® ***	1,000 lb (500 kg)	0.5 lb (0.2 kg)	8 lb (3.6 kg)	Consult
176807	N/A	MSI-7300 2,500 lb F/A with Bluetooth® ***	2,500 lb (1,250 kg)	1 lb (0.5 kg)	9 lb (4.0 kg)	Consult
176808	N/A	MSI-7300 5,000 lb F/A with Bluetooth® ***	5,000 lb (2,500 kg)	2 lb (1.0 kg)	9 lb (4.0 kg)	Consult
176809	N/A	MSI-7300 10,000 lb F/A with Bluetooth® ***	10,000 lb (5,000 kg)	5 lb (2.0 kg)	11 lb (5.0 kg)	Consult
176810	N/A	MSI-7300 25,000 lb F/A with Bluetooth® ***	25,000 lb (12,500 kg)	10 lb (5 kg)	19 lb (8.6 kg)	Consult
176811	N/A	MSI-7300 50,000 lb F/A with Bluetooth® ***	50,000 lb (25,000 kg)	20 lb (10 kg)	29 lb (13 kg)	Consult
176812	N/A	MSI-7300 100,000 lb F/A with Bluetooth® ***	100,000 lb (50,000 kg)	50 lb (20 kg)	65 lb (30 kg)	Consult
176822*	N/A	MSI-7300 120,000 lb F/A with Bluetooth® ***	120,000 lb (60,000 kg)	50 lb (20 kg)	57 lb (26 kg)	Consult
176823	N/A	MSI-7300 180,000 lb F/A with Bluetooth® ***	180,000 lb (90,000 kg)	100 lb (50 kg)	74 lb (36 kg)	Consult
176824	N/A	MSI-7300 260,000 lb F/A with Bluetooth® ***	260,000 lb (130,000 kg)	100 lb (50 kg)	100 lb (45 kg)	Consult
176825	N/A	MSI-7300 380,000 lb F/A with Bluetooth® ***	380,000 lb (190,000 kg)	200 lb (100 kg)	169 lb (77 kg)	Consult
176826**	N/A	MSI-7300 550,000 lb F/A with Bluetooth® ***	550,000 lb (275,000 kg)	200 lb (100 kg)	336 lb (152 kg)	Consult
176813	N/A	MSI-7300 1,000 lb F/A with Wi-Fi	1,000 lb (500 kg)	0.5 lb (0.2 kg)	8 lb (3.6 kg)	\$1,660.00
176814	N/A	MSI-7300 2,500 lb F/A with Wi-Fi	2,500 lb (1,250 kg)	1 lb (0.5 kg)	9 lb (4.0 kg)	\$1,660.00
176815	N/A	MSI-7300 5,000 lb F/A with Wi-Fi	5,000 lb (2,500 kg)	2 lb (1.0 kg)	9 lb (4.0 kg)	\$1,660.00
176816	N/A	MSI-7300 10,000 lb F/A with Wi-Fi	10,000 lb (5,000 kg)	5 lb (2.0 kg)	11 lb (5.0 kg)	\$1,775.00
176817	N/A	MSI-7300 25,000 lb F/A with Wi-Fi	25,000 lb (12,500 kg)	10 lb (5 kg)	19 lb (8.6 kg)	\$2,300.00
176818	N/A	MSI-7300 50,000 lb F/A with Wi-Fi	50,000 lb (25,000 kg)	20 lb (10 kg)	29 lb (13 kg)	\$3,010.00
176819	N/A	MSI-7300 100,000 lb F/A with Wi-Fi	100,000 lb (50,000 kg)	50 lb (20 kg)	65 lb (30 kg)	\$3,790.00
176827	N/A	MSI-7300 120,000 lb F/A with Wi-Fi	120,000 lb (60,000 kg)	50 lb (20 kg)	57 lb (26 kg)	\$4,870.00
176828	N/A	MSI-7300 180,000 lb F/A with Wi-Fi	180,000 lb (90,000 kg)	100 lb (50 kg)	74 lb (36 kg)	\$7,420.00
176829	N/A	MSI-7300 260,000 lb F/A with Wi-Fi	260,000 lb (130,000 kg)	100 lb (50 kg)	100 lb (45 kg)	\$9,920.00
176830	N/A	MSI-7300 380,000 lb F/A with Wi-Fi	380,000 lb (190,000 kg)	200 lb (100 kg)	169 lb (77 kg)	\$11,245.00
176831	N/A	MSI-7300 550,000 lb F/A with Wi-Fi	550,000 lb (275,000 kg)	200 lb (100 kg)	336 lb (152 kg)	\$20,800.00

* 500% Ultimate overload

** 440% Ultimate overload

*** Bluetooth modems only work with certain Android devices. Please contact MSI for potential applications.

Options/Accessories

Part #	MSI Part #	Description	Est. Weight	Price
151357	10541	Shackle anchor, bolt type 3.25 ton for 500 lb-5,000 lb unit	3 lb (1.4 kg)/pair	Consult
151355	10538	Shackle anchor, bolt type 6.5 ton for 10,000 lb unit	6 lb (2.7 kg)/pair	Consult
141992	10539	Shackle anchor, bolt type 17 ton for 25,000 lb unit	39 lb (17.7 kg)/pair	Consult
151356	10540	Shackle anchor, bolt type 25 ton for 50,000 lb unit	63 lb (28.6 kg)/pair	Consult
146336	23650-0050	Shackle anchor, bolt type 55 ton for 100,000 lb unit	180 lb (82 kg)/pair	Consult
151359	N/A	Shackle anchor, bolt type 85 ton for 180,000 lb unit	206 lb (93 kg)/pair	Consult
151360	N/A	Shackle anchor, bolt type 120 ton for 260,000 lb unit	225 lb (102 kg)/pair	Consult
151361	N/A	Shackle anchor, bolt type 175 ton for 380,000 lb unit	665 lb (590 kg)/pair	Consult
151358	N/A	Shackle anchor, bolt type 250 ton for 550,000 lb unit	1,300 lb (318 kg)/pair	Consult
139381	503208-0001	MSI-8000 RF remote display (requires MSI-7300 equipped with optional RF modem)	5 lb (2.25 kg)	\$1,135.00
153591	N/A	MSI-8000HD RF remote display, A/C powered with tilt stand	5 lb (2.25 kg)	\$1,240.00
165313	N/A	Heavy duty pelican transport case with precision cut Heavy duty foam for 500 lb-10,000 lb capacity units	10 lb	\$310.00
145076	14317	Transport crate for 25,000 lb and 50,000 lb capacity unit	35 lb	\$375.00
145073	14311	Transport crate for 100,000 lb capacity unit	42 lb	\$375.00
139470	503414-0002	RS-232 serial cable for MSI-7300	1 lb (0.45 kg)	\$130.00
178004	N/A	LaserLight2, 4 in (101 mm) six-digit RF scoreboard	21 lb (10 kg)	\$2,035.00
178006	N/A	LaserLight2, 6 in (152 mm) six-digit RF scoreboard	37 lb (17 kg)	\$2,425.00
149549	503486-0001	Universal 115/ 230 VAC 50/60 Hz (NA plug standard) battery charger for MSI-8000 remote display	3 lb (1.4 kg)	\$130.00
182223	N/A	12V car charger adapter for MSI-8000	1 lb	\$110.00
173014	N/A	Rugged remote control	N/A	\$280.00
150964	503489-0001	RS-232 13 ft (4 m) serial cable for MSI-8000	1 lb (0.45 kg)	\$160.00
139438	N/A	Audible set point	N/A	\$360.00
149550	503486-0002	Battery charger for MSI-8000 EC plug	N/A	\$125.00

MSI-Clamp On Load Cell



Specifications

Accuracy:
3-5%

Material:
4340 steel, zinc plated

IP Rating:
IP68

Cable Color Code:
Red + Excitation
Black – Excitation
Green + Signal
White – Signal

Cable Length:
20 ft. (6m) integral cable with blunt end termination

Standard Features

- ETD 150 construction
- Accommodates up to 3/4-inch wire rope size
- IP68
- Larger diameter clamp ons available - call for pricing

Options

- Custom sizes available on request
- Pair with an SCT transmitter for basic safety functions

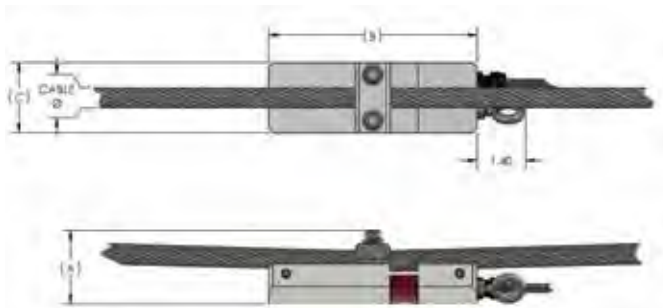
Part Number/Price

Part #	Description	Price
179080	Load Cell Assembly Clamp-On for 3/8 to 1/2 in wire rope	\$675.00
179082	Load Cell Assembly Clamp-On for 9/16 to 3/4 in wire rope	\$800.00
188816	Kit with SCT-2200 for 3/8 to 1/2 in wire rope	\$1,200.00
188817	Kit with SCT-2200 for 9/16 to 3/4 in wire rope	\$1,330.00

Larger diameter clamp ons available - call for pricing

Dimensions

Cable Range	P/N	A	B	C
3/8 - 1/2	179080	Cable + 1.70	6.00	2.00
9/16-3/4	179082	Cable + 1.67	6.00	2.00





Standard Features

- Internally gauged load pin
- Idler sheave or dead end pin preferred location
- Minimum 5:1 safety factor
- 17-4 stainless steel construction
- $\pm 1\%$ to 3% accuracy of hoist capacity
- -40°F to 140°F standard operating temperature (other temperature compensated ranges available)

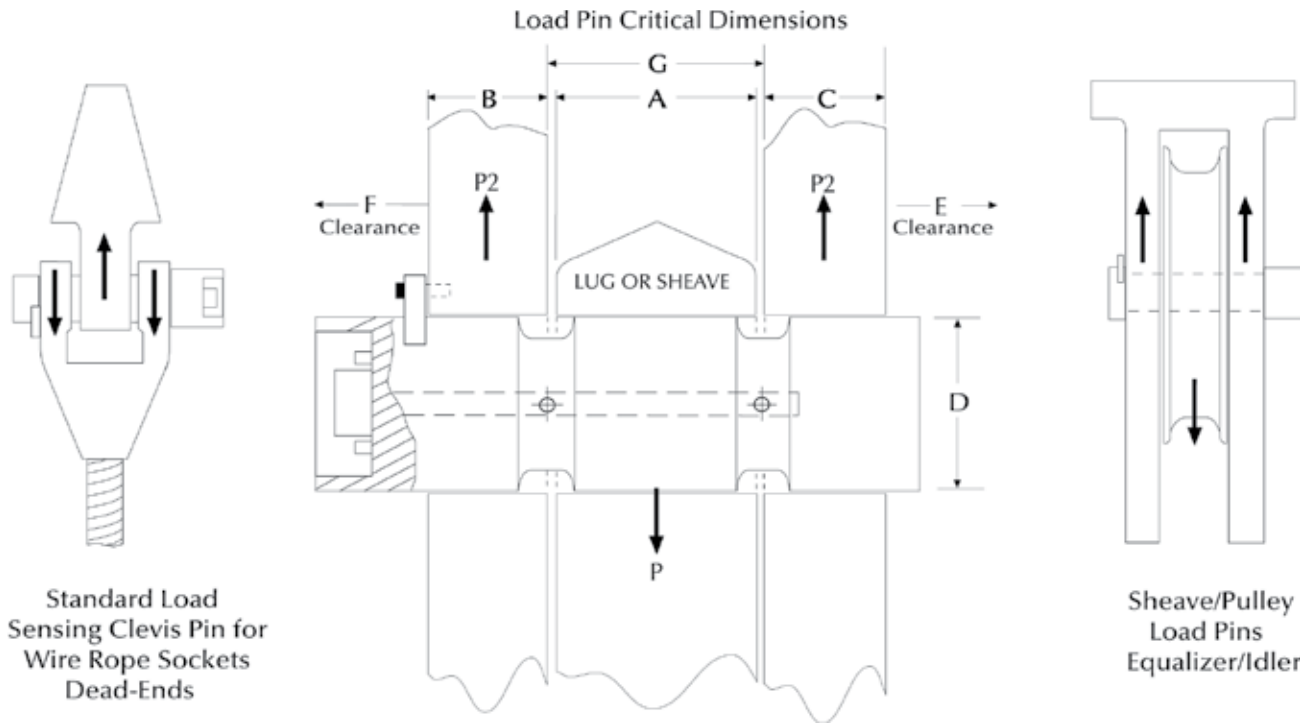
A key component for MSI's integrated overhead weighing solutions is the Load Pin Sensor. Typically designed and manufactured specifically to each integrated solution, the MSI load pin is strictly industrial grade. Each load pin design is precision machined from 17-4 stainless steel for safety, strength and corrosion resistance.

Each strain gauge location is precisely calculated and correctly placed in the optimum concentrated stress area of each installation. This MSI applied engineering process ensures the most efficient and accurate performance for each specific installation.

MSI load pin designs apply only internally mounted strain gauges for complete protection from the outside environment.

To receive a quotation for a load pin sensor to meet your application requirements, complete the load pin questionnaire also located at www.ricelake.com or contact an MSI overhead weighing specialist for further application assistance.

MSI-Load Pin Questionnaire



Load Pin Data	
A=Width _____	Inch
B=Width _____	Inch
C=Width _____	Inch
D=Pin Diameter _____	Inch
E=Clearance _____	Inch
F=Clearance _____	Inch
G=Width _____	Inch
Lube Port <input type="checkbox"/> No <input type="checkbox"/> Yes _____	# of exits
Hoist Capacity _____	Tons
Parts of Wire Rope _____	
Sensor Capacity _____	Tons
Factor of Safety <input type="checkbox"/> 3:1 <input type="checkbox"/> 5:1 <input type="checkbox"/> 7:1 <input type="checkbox"/> 10:1	
Application _____	
Accuracy Requirement _____	
Temperature Requirement _____	
Required Output _____	
Material Testing Requirement _____	
Load Vector Orientation/Alignment <input type="checkbox"/> ← <input type="checkbox"/> → <input type="checkbox"/> ↓ <input type="checkbox"/> ↑	
Name _____	
Company _____	
Phone _____	
Note: Minimum clearance between "A" and "G" = 0.0625 inch.	

Cable Connections	
End-Mounted Cable	
End-Mounted Connector (standard)	
Side-Mounted Cable	
Side-Mounted Connector	
Recessed Connector	
Sensor's Cable Length _____ Feet	
Comments _____	

MSI Shear Web Load Cell

Standard Features

- Designed to be placed above the trunnion of a load block, this integrated low-profile load cell eliminates headroom loss
- Off-axis compensation


Specifications

Accuracy (Static Load):
0.1% of rated capacity

Material:
4340 alloy steel, zinc plated

IP Rating:
IP67

Resistance:
700 ohms



Part Number/Price

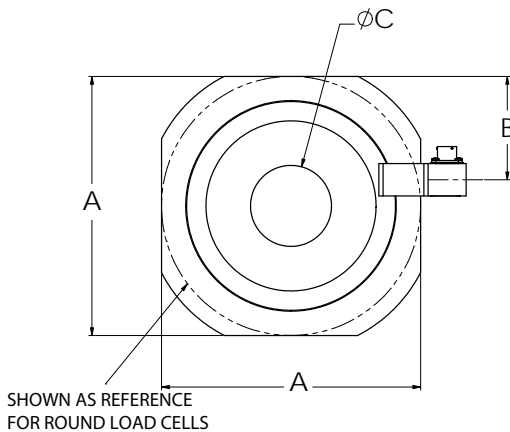
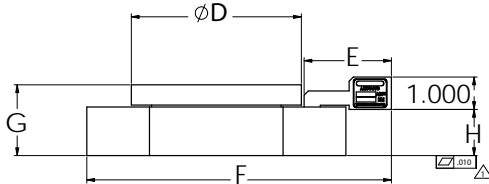
Part #	Description	Est. Weight	Price
160651	10,000 lb/5,000 kg capacity	5 lb	\$1,905.00
163595	20,000 lb/10,000 kg capacity	10 lb	\$2,010.00
163596	40,000 lb/20,000 kg capacity	20 lb	\$2,155.00
163829	60,000 lb/30,000 kg capacity	30 lb	\$2,260.00
163597	80,000 lb/40,000 kg capacity	34 lb	\$2,365.00
163598	100,000 lb/50,000 kg capacity	38 lb	\$2,525.00
159550	120,000 lb/60,000 kg capacity	60 lb	Consult
163599	160,000 lb/80,000 kg capacity	105 lb	Consult
163600	200,000 lb/100,000 kg capacity	215 lb	Consult

Options/Accessories

Part #	Description	Price
165978	Load cell interface cable to TranSend™, 6.5 ft	\$280.00
165979	Load cell interface cable to TranSend, 10 ft	\$300.00
165980	Load cell interface cable to TranSend, 16 ft	\$315.00
165989	Load cell interface cable to TranSend, 20 ft	\$345.00
165990	Load cell interface cable to TranSend, 25 ft	\$380.00
165991	Load cell interface cable to TranSend, 32 ft	\$435.00
134498	Load cell interface cable to CellScale™, 5 ft	\$330.00
134495	Load cell interface cable to CellScale, 10 ft	\$360.00
134500	Load cell interface cable to CellScale, 15 ft	\$380.00
134499	Load cell interface cable to CellScale, 20 ft	\$405.00
134501	Load cell interface cable to CellScale, 25 ft	\$435.00

Dimensions

Part #	Capacity	A	B	C (+0.005- 0.000)	D	E	F	G	H	Required Hook Shank Diameter (+0.000,-0.005)
160651	10,000 lb	3.500	1.350	1.005	2.450	1.880	4.905	1.500	1.000	1.000
163595	20,000 lb	6.000	2.500	1.505	3.500	2.443	7.405	1.750	1.250	1.500
163596	40,000 lb	7.500	3.150	2.005	5.000	2.580	8.905	2.000	1.375	2.000
163829	60,000 lb	8.000	3.190	2.505	5.250	2.695	9.405	2.188	1.500	2.500
163597	80,000 lb	8.500	3.650	3.505	5.750	2.680	9.905	2.313	1.500	3.500
163598	100,000 lb	9.125	3.873	4.005	7.000	2.382	10.530	2.668	1.875	4.000
159550	120,000 lb	9.125	3.873	4.005	7.000	2.382	10.530	2.813	2.000	4.000
163599	160,000 lb	16.000	7.030	6.005	14.500	2.955	17.405	4.625	2.500	6.000
163600	200,000 lb	16.000	7.030	6.005	14.500	2.955	17.405	5.125	3.000	6.000



MSI-Tension Link Load Cell



Specifications

Input Resistance:

1,500 ohm

Output Resistance:

2,000 ohm

Full Scale Output:

0.8mV/V

Connector Pin Out:

A: EX+

B: Sig +

C: Sig -

D: EX-

Accuracy:

0.1% of rated capacity

Material:

4340 steel

Standard Features

- 4340 Steel construction
- Mil Spec connector
- 7:1 Safety factor

Additional Options

(Contact MSI for application consultation)

- Crosby® top and bottom shackles

Part Number/Price

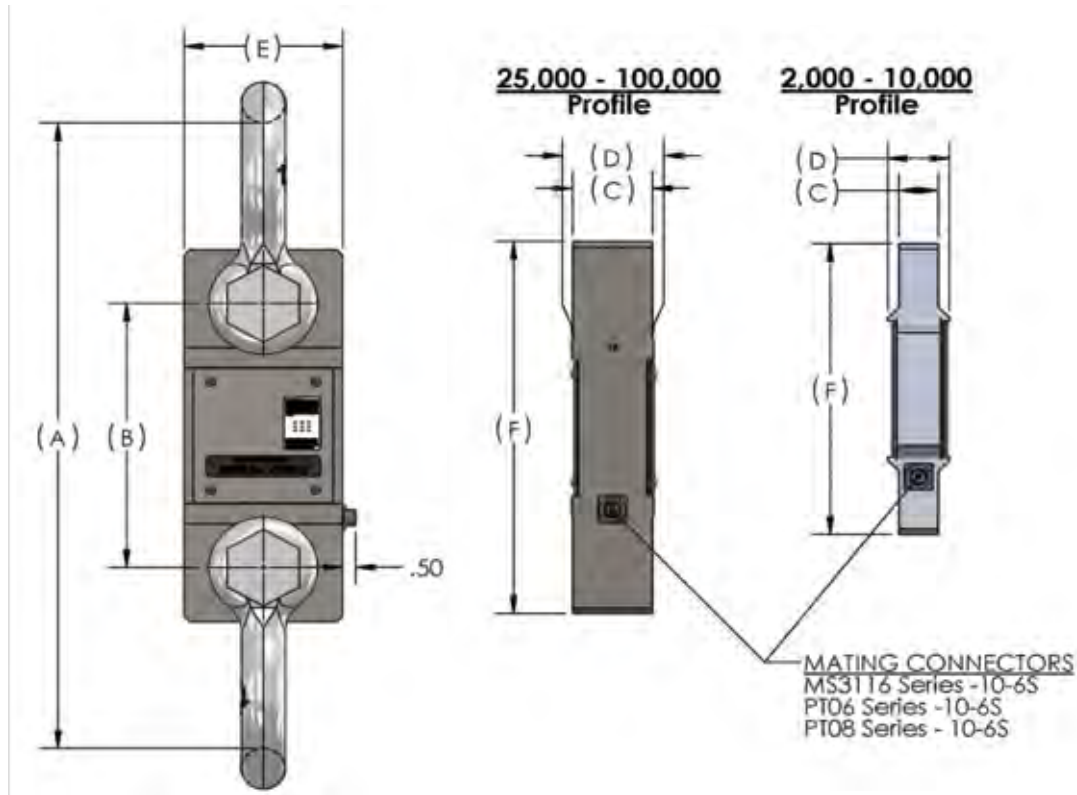
Part #	Description	Price
181907	2K 7200 Style Load Cell Only	\$885.00
181908	5K 7200 Style Load Cell Only	\$885.00
181909	10K 7200 Style Load Cell Only	\$930.00
178093	25K 7200 Style Load Cell Only	\$1,015.00
178094	50K 7200 Style Load Cell Only	\$1,585.00
181910	100K 7200 Style Load Cell Only	\$2,340.00
134505	Mating Cable Assembly, 10 ft	\$165.00

Contact factory for higher capacities

MSI-Tension Link Load Cell

Dimensions

Capacity (lbs)	P/N	Load Cell Material	(A) Headroom Loss	(B) C-C Length	(C) Lug Thk	(D) Body Thk	(E) Body Width	(F) Body Length	Lug Hole	Crosby Shackle
2,000	181907	Aluminum	13.50	8.00	0.99	2.13	4.50	9.75	0.78	3-1/4 T 151357
5,000	181908	Aluminum	13.50	8.00	0.99	2.13	4.50	9.75	0.78	3-1/7 T 151357
10,000	181909	Aluminum	16.13	8.50	1.35	2.13	5.37	10.75	1.05	6-1/2 T 151355
25,000	178093	Steel	22.39	9.26	2.24	2.24	4.80	12.76	1.67	17 T 141992
50,000	178094	Steel	25.74	9.76	2.74	2.81	5.43	13.76	2.05	25 T 151356
100,000	181910	Steel	28.49	10.74	3.09	3.09	6.86	15.74	2.30	55 T 146336



MSI-8000

RF Remote Display



Standard Features

- Handheld RF remote display with six-digit 1.0 in (26.4 mm) LCD screen
- Membrane keypad for remote control functionality
- User- definable function keys for added versatility
- Universal 115/230 VAC, 50/60 Hz battery charger (NA plug standard)
- Communicates with RF MSI-3460 Challenger 3, MSI-4260 Port-A-Weigh, MSI-7300 Dyna-Link 2, MSI-7000 and MSI-7001 TranSend™

Part Number/Price

Part #	MSI Part #	Description	Est. Weight	Price
139381	503208-0001	MSI-8000 RF remote display (requires ScaleCore™ equipped MSI-7300, MSI-4260, MSI-3460 and TranSend receivers)	5 lb	\$1,135.00

Options/Accessories

Part #	MSI Part #	Description	Est. Weight	Price
149549	503486-0001	Universal 115/230 VAC 50/60 Hz (NA plug standard) battery charger for MSI-8000 RF remote display	3 lb	\$130.00
149550	503486-0002	Universal 115/230 VAC 50/60 Hz (EC plug standard) battery charger for MSI 8000 RF remote display	1 lb	\$125.00
150964	503489-0001	DB9 female serial interface cable for MSI-8000 RF remote display	1 lb	\$160.00
151095	503506-0001	Audible alarm	—	\$255.00
182223		12V car charger adapter for MSI-8000	1 lb	\$110.00

Dimensions

A	8.00 in (203 mm)	C	3.85 in (98 mm)
B	3.85 in (98 mm)	D	1.37 in (35 mm)

Specifications

Enclosure:

NEMA Type 4, IP65

Weight:

0.98 lb (445 g)

Keypad:

On/Off, Zero (100%), Tare, Print, and two user-defined keys for the following functions: peak hold, high resolution, total, view total, net/gross, units switching

Display:

Six-digit 1.0 in (26.4 mm) LCD

Units Displayed:

Pounds, kilograms, tons, metric tons, kilonewtons

Annunciators:

Stable, COZ, low battery, peak, net, kg, kN, lb, M, ton, setpoint, function LEDs

Power:

Integral lithium ion battery
Universal 115/230 VAC, 50/60 Hz battery charger (NA plug included)

Operating Time:

Up to 24 hours of continuous use (15 minute auto-shutoff with non-use)

Operating Temperature:

-4°F to 140°F (-20°C to 60°C)

RF Radio Link:

2.4 GHz 802.15.4
Communicates with RF 3460, 4260, 7300, 7000 & 7001

RF Effective Range:

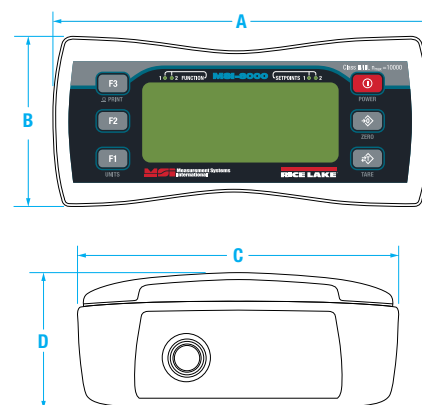
Typically 100 or more feet (33 m)

Connector:

Four-pin Turck connector for charging and RS-232 communication

Warranty:

One-year limited warranty



Specifications

Enclosure:

NEMA Type 4, IP68 milled anodized aluminum with O-ring gaskets

Keypad:

On/Off, Zero (100%), Tare, Print, and Two user-defined keys for the following functions: peak hold, high resolution, total, view total, net/gross, units switching

Display:

Six-digit 1.0 in (26.4 mm) LCD

Units Displayed:

Pounds, kilograms, tons, metric tons, kilonewtons

Annunciators:

Stable, COZ, peak, kg, kN, lb, M, ton, setpoint, function LEDs
Channels: 1, 2, 3, 4, TTL

Power:

90-267 VAC, 9-36 VDC, 18-72 VDC, 120-300 VDC
Optional battery power module available

Operating Temperature:

-4°F to 140°F (-20°C to 60°C)

RF Remote Channels:

Up to four remote sensors, monitored individually, in pairs or sum all (non-A/D version only)

Service Counters:

A/D version only

A/D Inputs:

Two independent or summing load cell inputs

Excitation:

4.8V current limited and over-voltage protected

Filtering:

Off, Low, Hi-1, Hi-2

RF Radio Link:

2.4 GHz 802.15.4
Compatible with all ScaleCore™-based products including: MSI-7300 Dyna-Link 2, MSI-3460 Challenger 3, MSI-4260 Port-A-Weigh, MSI-7000 and MSI-7001

RF Effective Range:

Typically 100 or more feet (33m)

Data I/O:

Dual RS-232 comm ports

Wired Ethernet:

Up to 8 configurable relay outputs

Optional Communications:

Wi-Fi
Bluetooth®
Serial RF (Single Sequence or FHSS)

Warranty:

One-year limited

Approvals:

NTEP COC#15-110 (-10°C to 40°C)



Shown with tilt stand.

Standard Features

- Indicator or RF remote display with six-digit 1.0 in (26.4 mm) LCD screen
- IP68 milled aluminum enclosure
- Membrane keypad for remote-control functionality
- User-definable function keys for added versatility
- Compatible with all ScaleCore™-based products including: MSI-7300 Dyna-Link 2, MSI-3460 Challenger 3, MSI-4260 Port-A-Weigh, MSI-7000 and MSI-7001 TranSend™
- Swivel tilt stand

Approvals



Options:

- Up to 8 configurable relay outputs
- Wi-Fi communications
- Bluetooth® communications
- 802.15.4 Serial RF
- FHSS

MSI-8000HD

Indicator/Remote Display

Part Number/Price

Part #	Description	Est. Weight	Price
153591	MSI 8000HD ScaleCore RF/Remote Display/85-265 VAC	5 lb (2.5 kg)	\$1,240.00
154853	MSI 8000HD ScaleCore RF/Remote Display/Internal Battery	5 lb (2.5 kg)	\$1,340.00
160476	MSI 8000HD ScaleCore RF/Remote Display/7-36 VDC	5 lb (2.5 kg)	\$1,195.00
159377	MSI 8000HD ScaleCore RF/Remote Display/18-72 VDC	5 lb (2.5 kg)	\$1,225.00
159376	MSI 8000HD ScaleCore RF/Remote Display/9-36 VDC	5 lb (2.5 kg)	\$1,225.00
158427	MSI 8000HD Meter/2 A/D Inputs/85-265 VAC (non RF)	5 lb (2.5 kg)	\$1,505.00
158428	MSI 8000HD Meter/2 A/D Inputs/Internal Battery (non RF)	5 lb (2.5 kg)	\$1,605.00
160478	MSI 8000HD Meter/2 A/D Inputs/7-36 VDC (non RF)	5 lb (2.5 kg)	\$1,340.00
159381	MSI 8000HD Meter/2 A/D Inputs/18-72 VDC (non RF)	5 lb (2.5 kg)	\$1,370.00
159380	MSI 8000HD Meter/2 A/D Inputs/9-36 VDC (non RF)	5 lb (2.5 kg)	\$1,370.00
158425	MSI-8000HD RF Meter/2 A/D Inputs/85-265 VAC	5 lb (2.5 kg)	\$1,520.00
158426	MSI-8000HD RF Meter/2 A/D Inputs/Internal Battery	5 lb (2.5 kg)	\$1,560.00
160477	MSI 8000HD RF Meter/2 A/D Inputs/7-36 VDC	5 lb (2.5 kg)	\$1,520.00
159379	MSI 8000HD RF Meter/2 A/D Inputs/18-72 VDC	5 lb (2.5 kg)	\$1,530.00
159378	MSI 8000HD RF Meter/2 A/D Inputs/9-36VDC	5 lb (2.5 kg)	\$1,530.00
176957 *	MSI 8000HD BT Meter/85-265 VAC	5 lb (2.5 kg)	Consult
176958	MSI 8000HD Wi-Fi Meter/85/265 VAC	5 lb (2.5 kg)	\$1,265.00
176959 *	MSI 8000HD BT Meter/Internal Battery	5 lb (2.5 kg)	Consult
176960	MSI 8000HD Wi-Fi Meter/Internal Battery	5 lb (2.5 kg)	\$1,370.00
176962 *	MSI 8000HD BT Meter/7-36 VDC	5 lb (2.5 kg)	Consult
176964	MSI 8000HD Wi-Fi Meter/7-36 VDC	5 lb (2.5 kg)	\$1,220.00
176965 *	MSI 8000HD BT Meter/9-36 VDC	5 lb (2.5 kg)	Consult
176966	MSI 8000HD Wi-Fi Meter/9-36 VDC	5 lb (2.5 kg)	\$1,250.00
176967 *	MSI 8000HD BT Meter/18-72 VDC	5 lb (2.5 kg)	Consult
176968	MSI 8000HD Wi-Fi Meter/18-72 VDC	5 lb (2.5 kg)	\$1,250.00

* Bluetooth modems only work with certain Android devices. Please contact MSI for potential applications.

Options/Accessories

Part #	Description	Price
155173	MSI-8000HD spare tilt stand option kit	\$70.00
155193	MSI-8000HD Ethernet TCP/IP option kit wired	\$370.00
162178	Antenna extension kit, 5 ft	\$395.00
148624	MSI-8000HD serial RS-232 cable	\$110.00
158779	MSI-8000HD two each coil relay option kit, 250 VAC/30 VDC 5A or 100 VDC 0.4A	\$300.00
158780	MSI-8000HD two each solid state relay option kit, 60 Vpk 2.7A	\$300.00
158781	MSI-8000HD two each solid state relay option kit, 200 Vpk 0.9A	\$300.00
149549	Universal 115/230 VAC 50/60 Hz (NA plug standard) battery charger for MSI-8000HD battery powered device	\$130.00
149550	Universal 115/230 VAC 50/60 Hz (international plugs) battery charger for MSI-8000HD battery powered device	\$125.00
171203	Audible alarm kit	\$300.00
176963	Serial print cable	\$130.00
Relays		
172490	Expanded Relay Kit, Four-Channel, 12A 5V, Latching Relays	\$710.00
172492	Expanded Relay Kit, Four-Channel, 12A 5V, Momentary Relays	\$690.00
Consult	Expanded Relay Kit, Four-Channel, 0.9A 200Vpk, AC/DC Solid State Relays	\$715.00
172495	Expanded Relay Kit, Eight-Channel, 12A 5V, Momentary Relays	\$715.00
172500	Expanded Relays Option Kit, Four-Channel, 3A, 60Vpk Solid State Form C Relays	\$975.00
172501	Expanded Relays Option Kit, Eight-Channel, 3A 60Vpk, Solid State Form C Relays	\$1,300.00
172502	Expanded Relays Option Kit, Eight-Channel, 0.9A 200Vpk, Solid State Form C Relays	\$1,140.00
171676	Expanded Relays Option Kit, Eight-Channel, 12A 5V, Latching Relays	\$765.00

MSI-8004HD

Indicator/RF LED Remote Display

Specifications

Display:

Six-digit, 1.5 in (38 mm) LED display with red/green coloring

Enclosure:

NEMA Type 4, IP65 milled anodized aluminum

Keypad:

On/Off, Zero, Tare, Print and two user-defined keys

Functions:

Peak hold, high resolution, total, view total, net/gross, units switching

Units:

Pounds, kilograms, tons, metric tons, kilonewtons

Annunciators:

Stable, COZ, peak, kg, kN, lb, M, ton, setpoint, function LEDs

Channels:

1, 2, 3, 4, TTL

Power:

90-267 VAC, 9-36 VDC, 18-72 VDC, 120-300 VDC

Temperature:

-4° F to 140° F (-20° C to 60° C)

RF Remote Channels:

Up to 4 remote sensors monitored individually, in pairs or sum all (non-A/D version only) (when used with TranSend)

Service Counters:

A/D version only

A/D Inputs:

Four independent or summing load cell inputs

Excitation:

4.8 V current limited and over-voltage protected

Relays:

Two 5V coil, 250VAC, 5A relays

Filtering:

Off, Low, Hi-1, Hi-2

RF Radio Link:

2.4 GHz 802.15.4, optional second channel for Serial
RF, 802.11 Wi-Fi, cellular connectivity or Bluetooth®

RF Effective Range:

Typically 300 ft (91.44 m) line of sight

Data I/O:

Two RS-232 hard wired communication ports

Approvals:

NTEP COC #17-036 (-5° C to 40° C)
Measurement Canada

Warranty:

One-year limited warranty



Standard Features

- IP65 rugged milled aluminum enclosure
- Backlit membrane keypad for user functioning and controls
- Tilt bracket included

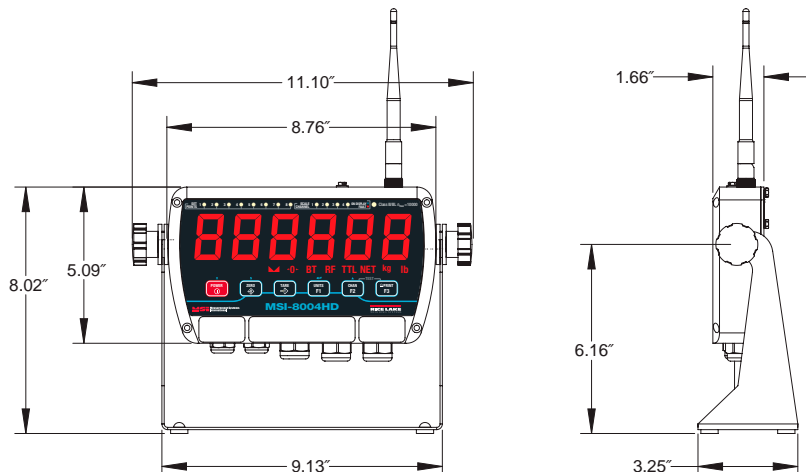
Options:

- Expanded relay outputs
- Battery pack for mobile operation
- Second radio module for additional network connectivity

Approvals



Measurement
Canada
Approved



MSI-8004HD

Indicator/RF LED Remote Display

Part Number/Price

Indicator		
Part #	Description	Price
178265	MSI-8004HD Indicator, 4CH AC, Red/Green 85~264 VAC, 47~440 Hz, 120~370VDC	\$1,745.00
178269	MSI-8004HD Indicator, 4CH DC 8-32V, Red/Green Best for external 12V SLA Batteries	\$1,775.00
178271	MSI-8004HD Indicator, 4CH DC 9-36V Iso, Red/Green Do not use on 12V Vehicle Systems	\$1,850.00
178274	MSI-8004HD Indicator, 4CH DC 18-75V Iso, Red/Green	Consult
178278	MSI-8004HD Indicator, 4CH DC 5V, Red/Green For use with external 15W, 5V Power Supplies	Consult
183481	MSI-8004HD Indicator, 4CH 5V Red/Green with external rechargeable battery	\$1,750.00
196904	MSI-8004HD Indicator, 4CH AC, Red/Green Instant Power-On, 85-264VAC	\$1,745.00
Remote Display		
178281	MSI-8004HD Display, AC, Red/Green 85~264 VAC, 47~440 Hz, 120~370 VDC	\$1,700.00
178283	MSI-8004HD Display, DC, 8-32V, Red/Green Best for external 12 V SLA Batter	\$1,660.00
178285	MSI-8004HD Display, DC, 9-36V Iso, Red/Green Do not use on 12 V Vehicle Systems	\$1,735.00
183479	MSI-8004HD Display, 4CH 5V Red/Green with external rechargeable battery	\$1,505.00

Options

Part #	Description	Price
148624	Serial Cable, RS-232 9000 Serial Cable, DCE	\$110.00
139309	Antenna Kit, Long Range Omni-directional, 9 dBi with 3 m Coax Intended for omni-directional mast mounting (up to 2" Ø). Beam-width. Must be mounted vertically.	\$415.00
139310	Antenna Kit, Corner Reflector, 9 dBi with 3 m coax intended for directional wall or mast mounting (up to 2" Ø). Beam-width: 75° Elevation, 65° Azimuth	\$410.00
139311	Antenna Kit, Corner Reflector, 12 dBi with 3 m coax intended for directional wall or mast mounting (up to 2" Ø). Beam-width: 50° Elevation, 36° Azimuth	\$440.00
139312	Antenna Kit, YAGI, 15 dBi with 3 m coax highly directional wall or mast mounting (up to 2" Ø). Beam-width: 30° Elevation, 34° Azimuth	\$340.00
139313	Antenna Kit, Vehicle Mount, 5 dBi with 5 m coax omni-directional. Mounts in 3/4" Hole.	\$125.00
162178	Antenna extension kit, 5 ft	\$395.00
197013	Antenna extension kit, 20 ft	\$425.00
155173	Option kit, tilt stand	\$70.00
171203	Audible alarm Not compatible with battery versions 22436	\$300.00
22436	Cable, Comm DB9F 9 Pin Fem One end stripped and tinned on other end 6' Pin 2 (Brown) Pin 3 (Red) Pin 5 (Yellow) For use with MSI-8004HD serial ports to connect to: Scoreboard displays, printers, computers & other equipment that supports RS-232	\$60.00
183437	Battery, 5V Li-ion battery with USB power ports. Output 5V/3.0A per port (6.0 A max)Rate, 2A per port (4A if both ports are used)	\$190.00
184132 *	8004 option kit, Bluetooth® with SMA antenna	Consult
184131	8004 option kit, WiFi with SMA antenna	\$160.00
187424	8004 option kit, 2nd Xbee with TNC antenna	\$175.00
182224	Power Adapter, 12VDC 5VDC Dual USB Car Charger plus 3 ft USB Cable	\$45.00
Relays		
172500	Expanded Relays Option Kit, four-channel, 3A, 60VPK SSR form C	\$975.00
172501	Expanded Relays Option Kit, eight-channel, 3A 60VPK, SSR form C	\$1,300.00
Consult	Expanded Relays Option Kit, four-channel, 0.9A 200VPK, AC/DC SSR Form C	\$715.00
172502	Expanded Relays Option Kit, eight-channel, 0.9A 200VPK, SSR form C	\$1,140.00
172492	Expanded Relays Option Kit, four-channel, 12A 5V, momentary	\$690.00
172495	Expanded Relays Option Kit, eight-channel, 12A 5V, momentary	\$715.00
172490	Expanded Relays Option Kit, four-channel, 12A 5V, latching relays	\$710.00
171676	Expanded Relays Option Kit, eight-channel, 12A 5V, latching relays	\$765.00

* ScaleConnect app only works with certain Android devices. Please contact MSI for potential applications.

MSI-9750A CellScale™ RF Portable Indicator

Specifications

Enclosure:

NEMA Type 3, IP54, Rugged Molded PVC, O-ring gasketed.

Dimensions:

4.6in x 10.3in x 2.4 in (117 x 262 x 60.5 mm)

Weight:

2.2 lb (1 kg)

Keypad:

24 keys—11 key alphanumeric, 7 control keys and 6 user programmable keys.

Password protected with lock feature

Display:

1.4in x 2.6in (36 x 67 mm) backlight LCD capable of 8 lines, 21 characters each. Backlight selectable On, Off or Automatic. Red/Green LED battery charging indicator

Power:

Rechargeable 6 cell NiMH battery pack (AC Adapter/ Battery Charger Input Included)

Operating Time:

Up to 8 hours typical use. Selectable automatic shut off for battery conservation

Operating Temperature:

-4° to 158°F (-20° to 70°C)

Radio Link:

FHSS at 2.4 GHz (Up to 64 network selections)

Radio Effective Range:

Typically 500 ft (150 m) indoors, 1000 ft (300 m) outdoors with standard antennas

RFI/EMI Shielding:

Exceeds NIST HB44 and CE Standards

Connectors:

Charger Input: Standard 2.5 mm coaxial; RS-232: Standard DB-9 male

Warranty:

One-year limited

Approvals:

NTEP CC 05-077



Standard Features

- Compatible with MSI-6260CS, MSI-9300 and MSI-9000 CellScale
- 1.4 in x 2.6 in (36 mm x 67 mm), eight line, 21 character LCD display
- 2.4 GHz spread spectrum transceiver
- Power supply: six cell NiMH battery pack
- Charger board: SMD NiMH fast charge (charges battery pack in two hours or less)
- RS-232 data I/O
- Real-time clock
- NEMA Type 3, IP55 enclosure
- AC adapter/battery charger; 90-264 VAC, 47-63 Hz (NA plug standard)

Approvals



Part Number/Price

Part #	MSI Part #	Description	Est. Weight	Price
138486	502541-0001	MSI-9750 RF portable indicator	2.2 lb (1 kg)	\$1,885.00

Options/Accessories

Part #	MSI Part #	Description	Est. Weight	Price
Accessories				
143709	12431	Replacement NiMH battery pack	1 lb (0.45 kg)	\$125.00
139484	503441-0001	AC adaptor/battery charger input, 90–264 VAC, 47–63 Hz (NA plug standard)	1 lb (0.45 kg)	\$105.00
143912	12674	Battery charger, 12 VDC auto plug	1 lb (0.45 kg)	Consult
139485	503441-0002	AC adaptor/battery charger, EU plug	1 lb (0.45 kg)	Consult

MSI-9850 CellScale™ RF Digital Indicator



Contact MSI for application consultation

Standard Features

- Compatible with MSI-6260CS, MSI-9300 and MSI-9000 CellScale
- Six-digit 1.2 in (30 mm) LED display
- 1.4 in x 2.6 in (36 mm x 67 mm) information LCD display
- 2.4 GHz spread spectrum transceiver
- RS-232 data I/O with real-time clock
- NEMA Type 4, IP65 enclosure
- Power input 85-265 VAC, 47-440 Hz / 130-300 VDC; 8 ft/2.4 m power cable included (NA plug standard)

Options:

- NTEP Certified
- Long range antenna, omni-directional with 9dBi
- Wi-Fi Ethernet connectivity (802.11b)
- Hard wired Ethernet output connection
- Single and dual 4-20 mA output, provides programmable current output
- Bar code scanner
- Setpoint relays, provides up to eight setpoint relay outputs for direct interfacing to external devices
- External audible alarm (activates with setpoint control)
- Universal mounting bracket for either desktop or wall/bulkhead mount
- Optional isolated and non-isolated DC power supplies

Approvals



Specifications

Enclosure:

NEMA Type 4, IP65 milled anodized aluminum with O-ring gaskets
NEMA Type 6, IP67 with optional long-range antenna

Weight:

5.0 lb (2.8 kg)

Keypad:

33 keys—12 key alphanumeric, four cursor keys, seven control keys and 10 user programmable keys. Password protected with lock feature

Weight Display:

Six-digit, 1.2 in (30 mm) high numeric weight LED, four alphanumeric 0.5 in (13 mm) high data LED, six LED function select annunciators, 10 LED annunciators, Low battery LED indicator

Information Display:

1.4 in x 2.6 in (36 x 67 mm) backlit LCD. Capable of 8 lines of 21 characters each backlight selectable On, Off or Automatic

Power Input:

Internal AC/DC power supply: 85-265 VAC, 47-440 Hz/130-300 VDC
Also included: An independent 7-25 VDC power input (requires optional power/switch interface cable)
8 ft/2.4 m power cable included (NA plug standard)

Operating Temperature:

4°F to 158°F (-20°C to 70°C)

Radio Link:

FHSS at 2.4 GHz (up to 64 network selections)

Radio Link Effective Range:

Typically 500 ft (150 m) indoor, 1000 ft (300 m) outdoor with standard antennas.
See optional antennas for longer range.

Standard Antenna:

1/2 wave 2 dBi, articulated

RFI/EMI Shielding:

Exceeds NIST HB44 and CE Standards

Connectors:

RS-232, Turck compatible Pico connector

Warranty:

One-year limited

Approvals:

NTEP CC 05-077

MSI-9850 CellScale™ RF Digital Indicator

Part Number/Price

Part #	MSI Part #	Description	Est. Weight	Price
159625	N/A	MSI-9850 RF remote indicator AC/DC	10 lb (4.5 kg)	\$2,515.00
162035	N/A	MSI-9850 RF remote indicator AC/DC International Power	10 lb (4.5 kg)	\$2,515.00

Options/Accessories

Part #	MSI Part #	Description	Price
141558	10082	External setpoint relay output cable, 6.5 ft/2 m	\$105.00
138358	502513-0001	RS-232, 13 ft/4 m cable with DB-9 connector	\$105.00
176074		Cable, RS-232, serial output, with DB-9 connector, null modem	\$130.00
138625	502598-0001	RF remote controller (control for On/Off, Zero, Tare and other functions. 10 m operating range)	\$310.00
143466	12147	Long-range antenna, omni-directional with 9 dBi gain, includes 10 ft/3 m coaxial cable	\$425.00
197013		Antenna extension kit, 20 ft	\$425.00
Consult	Consult	9 dBi or 14 dBi gain corner reflector antenna	Consult
Consult	Consult	5 dBi gain vehicle/cab mount whip antenna, includes 17 ft/5.2 m coaxial cable	Consult
139032	502835-0001	Hard-wired Ethernet output connection, includes connector	\$355.00
139033	502835-0002	Wi-Fi Ethernet connectivity (802.11b - contact factory for assistance)	\$355.00
138615	Consult	Single 4-20 mA output. Provides programmable current output	\$535.00
138616	Consult	Dual 4-20 mA output	Consult
Consult	Consult	Bar code scanner (several options available)	Consult
Consult	Consult	Internal setpoint relays, provides up to eight setpoint relay outputs for direct interfacing to external devices	Consult
Consult	Consult	Control kit, provides remote I/O relay board for interfacing to setpoints (note: I/O modules not included)	Consult
138628	502599-0001	External audible alarm (activates with setpoint control)	\$380.00
138341	502488-0001	Universal mounting bracket for either desktop or wall / bulkhead mount (specify type)	\$135.00
138351	502499-0001	Vehicle or wall mount bracket stand	\$135.00
138631	502600-0003	Non-isolated 7-25VDC power input, includes 13 ft/4 m non-terminated DC input cable	\$135.00
138632	502600-0004	Isolated 10-36VDC power input, includes 13 ft/4 m non-terminated DC input cable	\$135.00
138633	502600-0005	Isolated 20-72VDC power input, includes 13 ft/4 m non-terminated DC input cable	\$210.00

MSI Scoreboards Wireless RF

Featuring LaserLight2 Remote Displays



Specifications

Enclosure:

NEMA Type 4, IP66

Display:

Six-digit long-life LED, 4 in or 6 in

Power:

AC/DC power supply 85-265 VAC, 47-440 Hz/130-300 VDC

Radio Link:

Direct sequence spread spectrum at 2.4 GHz

Radio Link Effective Range:

Typically 300 ft (150 m) with standard antennas (see optional antennas for longer range)

Standard Antenna:

1/2 wave 2 dBi, articulated

Warranty:

One-year limited

Echo Data Output:

RS-232

Standard Features

- Swivel mounting bracket (mounts to uneven surfaces and poles)
- Integrated data repeater
- AC/DC power supply: 85-265 VAC, 47-440 Hz/130-300 VDC
- LaserLight 2
- RF telemetry via 2.4 GHz modem
- Six high-intensity red digits (double-row discrete LED)
- Auto Learn mode of communication protocols
- Hold displayed weight (demand input)
- Software selectable standstill mode for no updates while in motion
- Durable weather tight IP66 enclosure
- Adjustable daylight/night intensity
- Non-glare contrast filtered lens
- Mirror (reverse image) feature
- RS-232, 20 mA and RS-485 communications
- Auto sensing 115/230 VAC power supply
- PEMs for VESA flat-wall mount or side-mounting flange
- Polyethylene breather vent inhibits internal moisture buildup
- Red, green and arrow lights in stop/go version

Part Number/Price

Part #	Description	Est. Weight	Price
178004	LaserLight2, 4 in with ScaleCore RF and swivel bracket		\$2,035.00
178006	LaserLight2, 6 in with ScaleCore RF and swivel bracket		\$2,425.00

Options/Accessories

Part #	MSI Part #	Description	Est. Weight	Price
139309	Consult	Long range antenna, 300 m-500 m omni-directional with 9 dBi gain, includes 10 ft/3 m coaxial cable	1 lb	Consult
139310	Consult	9 dBi gain corner reflector antenna	1 lb	Consult
139311	Consult	12 dBi gain corner reflector antenna	1 lb	Consult
139313	Consult	5 dBi gain vehicle/cab mount whip antenna	1 lb	Consult
162178		Antenna extension kit, 5 ft		\$395.00
197013		Antenna extension kit, 20 ft		\$425.00

MSI Scoreboards Wireless RF

Featuring LaserLight2 Remote Displays

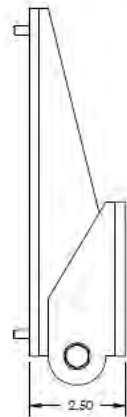
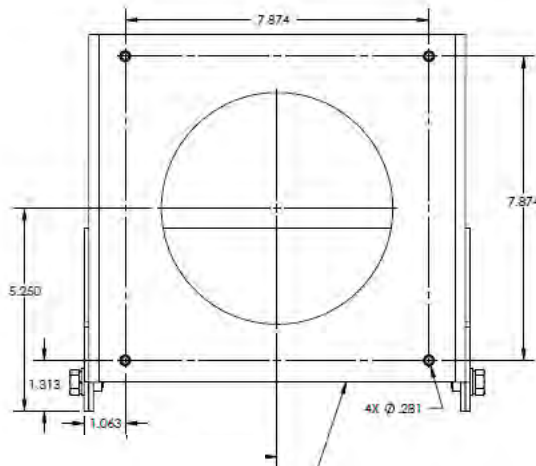
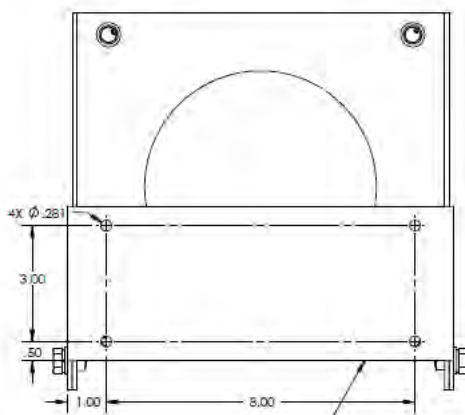
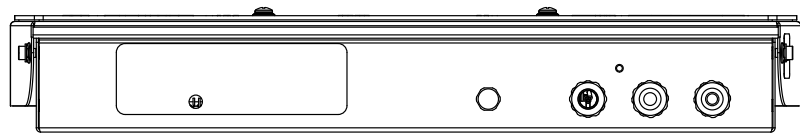
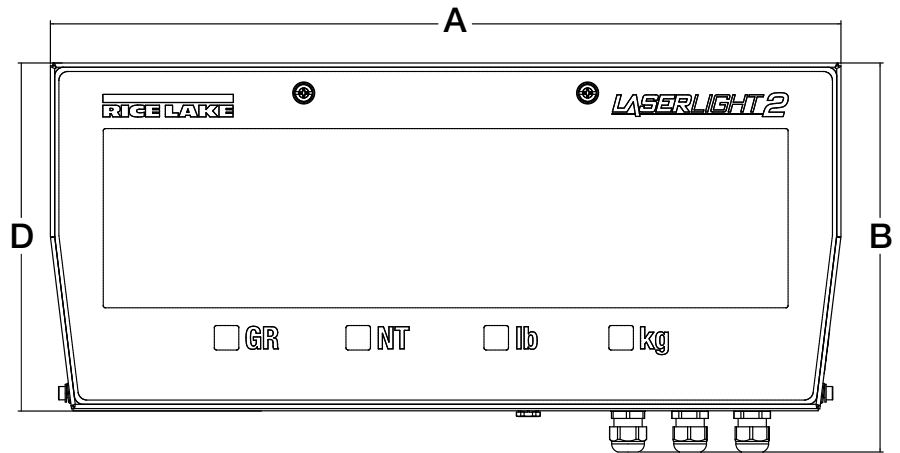
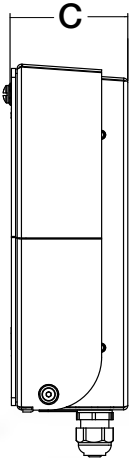
Dimensions

22-inch enclosure (4-inch model)

A	22.28 in (565 mm)	C	3.28 in (85 mm)
B	10.96 in (280 mm)	D	9.80 in (250 mm)

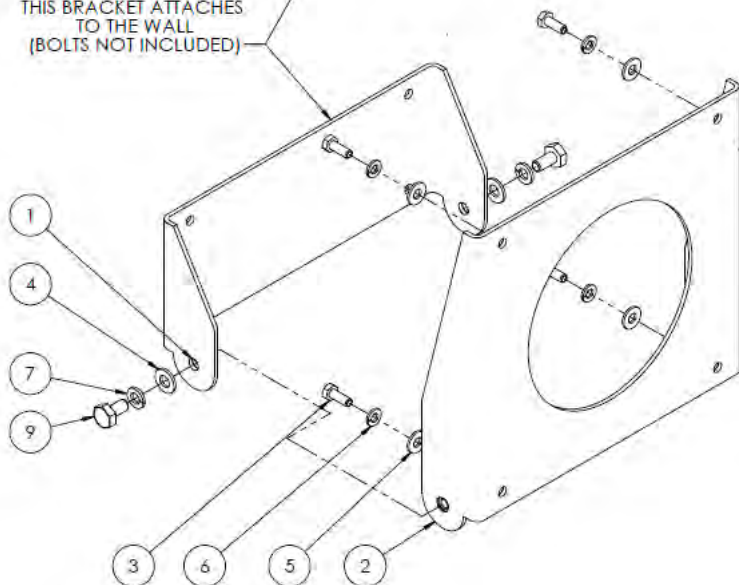
31-inch enclosure (6-inch model)

A	30.63 in (780 mm)	C	3.73 in (95 mm)
B	13.94 in (355 mm)	D	12.77 in (325 mm)



THIS BRACKET ATTACHES TO THE WALL (BOLTS NOT INCLUDED)

THIS BRACKET ATTACHES TO THE LASERLIGHT DISPLAY





MSI-7000HD

TranSend

Standard Features

- Works with any basic digital weight indicator
- Excitation to load cell(s) provided by the transmitter, not the indicator
- Each transmitter/receiver set is individually paired
- Auto-off mode - selectable for 15, 30, 45, 60 minutes or off
- Auto-sleep mode - power down during non-use, power up with weight change or key press
- Serial communication cable included with all transmitters

Additional HD Features

- IP68 milled aluminum enclosure
- Second radio modem available

Part Number/Price

Part #	Description	Est. Weight	Price
Transmitters			
5-6 VDC Power Input			
160330	Single-channel transmitter, no relays, RF 802.15.4, 2.4 GHz	2lb	\$840.00
159207	Four-channel transmitter, no relays, RF 802.15.4, 2.4 GHz	2lb	\$890.00
161949	Four-channel transmitter, includes three coil relays, RF 802.15.4, 2.4 GHz	2lb	\$1,015.00
176644 *	Single-channel transmitter, no relays, Bluetooth	2lb	Consult
176638 *	Four-channel transmitter, no relays, Bluetooth	2lb	Consult
176641 *	Four-channel transmitter, includes three coil relays, Bluetooth	2lb	Consult
176655	Single-channel transmitter, no relays, Wi-Fi	2lb	\$885.00
176648	Four-channel transmitter, no relays, Wi-Fi	2lb	\$935.00
176652	Four-channel transmitter, includes three coil relays, Wi-Fi	2lb	\$1,065.00
7-36 VDC Power Input			
160329	Single-channel transmitter, no relays, RF 802.15.4, 2.4 GHz	2lb	\$890.00
159470	Four-channel transmitter, no relays, RF 802.15.4, 2.4 GHz	2lb	\$915.00
161951	Four-channel transmitter, includes three coil relays, RF 802.15.4, 2.4 GHz	2lb	\$1,060.00
176645 *	Single-channel transmitter, no relays, Bluetooth	2lb	Consult
176639 *	Four-channel transmitter, no relays, Bluetooth	2lb	Consult
176642 *	Four-channel transmitter, includes three coil relays, Bluetooth	2lb	Consult
176656	Single-channel transmitter, no relays, Wi-Fi	2lb	\$935.00
176650	Four-channel transmitter, no relays, Wi-Fi	2lb	\$960.00
176653	Four-channel transmitter, includes three coil relays, Wi-Fi	2lb	\$1,120.00
85-265 VAC Power Input			
160328	Single-channel transmitter, no relays, RF 802.15.4, 2.4 GHz	2lb	\$915.00
159469	Four-channel transmitter, no relays, RF 802.15.4, 2.4 GHz	2lb	\$940.00
161950	Four-channel transmitter, includes three coil relays, RF 802.15.4, 2.4 GHz	2lb	\$1,095.00
176643 *	Single-channel transmitter, no relays, Bluetooth	2lb	Consult
176637 *	Four-channel transmitter, no relays, Bluetooth	2lb	Consult
176640 *	Four-channel transmitter, includes three coil relays, Bluetooth	2lb	Consult
176654	Single-channel transmitter, no relays, Wi-Fi	2lb	\$960.00
176647	Four-channel transmitter, no relays, Wi-Fi	2lb	\$990.00
176651	Four-channel transmitter, includes three coil relays, Wi-Fi	2lb	\$1,150.00

Specifications

Power:

5-6 VDC, 7-36 VDC 85-265 VAC

Excitation Voltage:

Transmitter: +4.8 VDC, 16x 350Ω or 32x 700Ω load cells

Standard Antenna:

1/2 wave 2dBi, articulated

Frequency:

Direct sequence spread spectrum at 2.4 GHz, 802.15.4

Effective Range:

100 ft or more

Digital I/O:

Three coil relays available on select models and 7000HD units

Circuit Protection:

RFI, EMI, ESD protection

Serial Port:

Full duplex RS-232

Operating Temperature:

-40°F to 185°F (-40°C to 85°C)

Enclosure:

NEMA Type 4 (IP66), aluminum black powder coated (excludes wall cube model)
7000HD and 7001HD: IP68

Additional RF Options:

Wi-Fi
Bluetooth®
Cellular (consult)
802.15.4 FHSS

Warranty:

One-year limited warranty

Part Number/Price

Part #	Description	Est. Weight	Price
Receivers			
5-6 VDC Power Input			
160337	Single channel receiver to provide a mV signal to a digital weight indicator, RF 802.15.4, 2.4 GHz	2 lb	\$890.00
160334	Single channel receiver to provide an analog output signal: 4-20 mA, 0-20 mA, 0-5 VDC, 0-10 VDC, ± 5 VDC, ± 10 VDC, RF 802.15.4, 2.4 GHz	2 lb	\$940.00
160016	Four channel receiver to provide an analog output signal: 4-20 mA, 0-20 mA, 0-5 VDC, 0-10 VDC, ± 5 VDC, ± 10 VDC, includes three coil relays, RF 802.15.4, 2.4 GHz	2 lb	\$1,065.00
161941	Single channel receiver to provide RS232 serial output	2 lb	\$695.00
160017	Four channel receiver to provide RS232 serial output	2 lb	\$1,080.00
7-36 VDC Power Input			
160336	Single channel receiver to provide a mV signal to a digital weight indicator. RF 802.15.4, 2.4 GHz	2 lb	\$965.00
161939	Single channel receiver to provide RS232 serial output	2 lb	\$795.00
160333	Single channel receiver to provide an analog output signal: 4-20 mA, 0-20 mA, 0-5 VDC, 0-10 VDC, ± 5 VDC, ± 10 VDC, RF 802.15.4, 2.4 GHz	2 lb	\$1,065.00
159478	Four channel receiver to provide RS232 serial output	2 lb	\$1,125.00
159476	Four channel receiver to provide an analog output signal: 4-20 mA, 0-20 mA, 0-5 VDC, 0-10 VDC, ± 5 VDC, ± 10 VDC, includes three coil relays, RF 802.15.4, 2.4 GHz	2 lb	\$1,195.00
85-265 VAC Power Input			
160335	Single channel receiver to provide a mV signal to a digital weight indicator, RF 802.15.4, 2.4 GHz	2 lb	\$1,010.00
161938	Receiver to provide RS232 serial output	2 lb	\$850.00
160332	Single channel receiver to provide an analog output signal: 4-20 mA, 0-20 mA, 0-5 VDC, 0-10 VDC, ± 5 VDC, ± 10 VDC, RF 802.15.4, 2.4 GHz	2 lb	\$1,120.00
159477	Four channel receiver to provide RS232 serial output	2 lb	\$995.00
159475	Four channel receiver to provide an analog output signal: 4-20 mA, 0-20 mA, 0-5 VDC, 0-10 VDC, ± 5 VDC, ± 10 VDC, includes three coil relays, RF 802.15.4, 2.4 GHz	2 lb	\$1,295.00
7000HD:			
177942	MSI-7000HD 4CH 85-265VAC, Three Coil Relays, 802.15.4		\$1,920.00
177944	MSI-7000HD 4CH 7-36VDC, Three Coil Relays, 802.15.4		\$1,885.00
177945	MSI-7000HD 4CH 9-36VDC Iso, Three Coil Relays, 802.15.4		\$1,955.00
177950 *	MSI-7000HD 4CH 85-265VAC, Three Coil Relays, Bluetooth®		Consult
177952 *	MSI-7000HD 4CH 7-36VDC, Three Coil Relays, Bluetooth		Consult
177953 *	MSI-7000HD 4CH 9-36VDC Iso, Three Coil Relays, Bluetooth		Consult
177995	MSI-7000HD 4CH 85-265VAC, Three Coil Relays, WiFi		\$1,935.00
177997	MSI-7000HD 4CH 7-36VDC, Three Coil Relays, WiFi		\$1,895.00
177998	MSI-7000HD 4CH 9-36VDC Iso, Three Coil Relays, WiFi		\$1,980.00
7001HD			
178021	MSI-7001HD 2CH 85-265VAC, 802.15.4		\$1,150.00
178010	MSI-7001HD 2CH 5-6VDC, 802.15.4		\$1,040.00
178011	MSI-7001HD 2CH 7-36VDC, 802.15.4		\$1,115.00
178012	MSI-7001HD 2CH 9-36VDC Isolated, 802.15.4		\$1,125.00
178013 *	MSI-7001HD 2CH 85-265VAC, Bluetooth		Consult
178014 *	MSI-7001HD 2CH 5-6VDC, Bluetooth		Consult
178015 *	MSI-7001HD 2CH 7-36VDC, Bluetooth		Consult
178016 *	MSI-7001HD 2CH 9-36VDC Isolated, Bluetooth		Consult
178017	MSI-7001HD 2CH 85-265VAC, WiFi		\$1,175.00
178018	MSI-7001HD 2CH 5-6VDC, WiFi		\$1,125.00
178019	MSI-7001HD 2CH 7-36VDC, WiFi		\$1,135.00
178020	MSI-7001HD 2CH 9-36VDC Isolated, WiFi		\$1,200.00

* Bluetooth modems only work with certain Android devices. Please contact MSI for potential applications.

Options/Accessories

Part #	Description	Price
162172	Charger, TranSend™ for 6V SLA battery	\$55.00
162173	Battery, TranSend 6V SLA	\$100.00
162175	Enclosure, TranSend for 6V SLA battery	\$285.00
150964	RS-232 13 ft (4 m) serial cable with nine-pin (female) connector	\$160.00
150965	RS-232 13 ft (4 m) serial cable with nine-pin (male) connector	\$160.00
160109	AC adaptor, TranSend 6V	\$45.00
162178	Antenna extension kit, 5 ft coax cable	\$395.00
139309	Antenna kit, long range Omni with 3 m coax cable	\$415.00
139310	Antenna kit, corner reflector 9 dbi with 3 m coax cable	Consult
197013	Antenna extension kit, 20 ft	\$425.00

Options/Accessories

Part #	Description	Price
139311	Antenna kit, corner reflector 12 dbi with 3 m coax cable	Consult
139312	Antenna kit, Yagi 15 dbi with 3 m coax	Consult
144345	30 m coaxial cable, for use with non-vehicle mount antenna kits	\$385.00
139313	Antenna kit, vehicle mount. 5 dbi with 5 m coaxial cable	Consult
187428	Dual xBee option kit for 7000HD	\$195.00
162177	Cordset, TranSend, pre-wired for use with single channel transmitters or non-relay based receivers	\$105.00
162184	Load cell connector, TranSend, Field wireable, 4-6 mm straight. For use with single channel transmitters and all receivers.	\$50.00
162185	Load cell connector, TranSend, Field wireable, 6-8 mm straight. For use with single channel transmitters and all receivers.	\$50.00
162186	Load cell connector, TranSend, Field wireable, 4-6 mm right angle. For use with single channel transmitters and all receivers.	\$50.00
162187	Load cell connector, TranSend, Field wireable, 6-8 mm right angle. For use with single channel transmitters and all receivers.	\$50.00
143531	Power cord, 6 V SLA battery charger EU	\$20.00
143533	Power cord, 6 V SLA battery charger, Australia	\$40.00
143534	Power cord, 6 V SLA Battery charger, UK	Consult
160110	265 VAC to 6 VDC wall adapter US/UK/EU/AUS/China	\$45.00
145085	RS-232 serial cable, nine-pin unterminated	\$105.00
164865	Cable, 4 m, one-channel, mV/V output, LC input	\$130.00
165648	Cable, 5 m, one-channel, mV/V output, LC input	\$130.00
165651	Cable, 10 m, one-channel, mV/V output, LC input	\$185.00
145084	Cable, 2 m, one-channel, analog output	\$50.00
144400	Cable, 5 m, one-channel, analog output	\$80.00
168903	Cable, 10 m, one-channel, analog output	\$120.00
Consult	Straight connector, analog output, field wire able, 4-6 mM OD	Consult
Consult	Straight connector, analog output, field wire able, 6-8 mM OD	Consult
Consult	Right angle connector, analog output, field wire able, 4-6 mM OD	Consult
Consult	Right angle connector, analog output, field wire able, 6-8 mM OD	Consult
184002	7000HD Half-plate mounted, FHSS, DC (battery) powered (half plate battery power supply sold separately)	Consult
182244	GoDex portable printer (compatible with android tablet app)	Consult

Specifications

Enclosure:

NEMA Type 4, IP65 milled anodized aluminum with O-ring gaskets
NEMA Type 6, IP67 with optional long range antenna

Weight:

3.5 lb (1.6 kg)

Annunciators:

8 LED status lamps for Power, Setpoints, Comm Port, Excitation & RF Modem

Real-Time Clock:

USA or European format programmable

Power Input:

9-30 VDC (Internal 85-265 VAC power supply optional)

Operating Temperature:

-4°F to 158°F (-20°C to 70°C)

Scale Inputs:

2 sensor inputs and 6 terminal connections

Excitation:

5 V (+5 V relative to ground)

Calibration:

Digital via input comport or RF with other CellScale weighing components.
Programmable calibration settings, include:
AZM, Motion, Filter, Zero, Units, Capacity and Divisions

Digital Filtering:

Two-stage programmable digital filtering

Totalization, Statistics and Product IDs:

Push-button or automatic with each ID register. Up to 32 alphanumeric ID registers

Radio Link:

FHSS at 2.4 GHz (up to 64 network selections)

Radio Link Effective Range:

Typically 500 ft (150 m) indoor, 1,000 ft (300 m) outdoor with standard antennas. (See optional antennas for longer range)

Standard Antenna:

1/2 wave 2dBi, articulated

RFI/EMI Shielding:

Exceeds NIST HB44 and CE Standards

Data I/O:

2 programmable comports supporting RS-232 or RS-422

Push Button Inputs:

2 inputs on power connector and 1 isolated input on setpoints connector

Connectors:

12-pin MIL-C-26482 for load sensor input Turck compatible Pico for RS-232 output

Math Channels:

8 math channels programmable for arithmetic formula processing

Internal Setpoints:

3 60 V at 350 mA internal programmable solid state relay contacts

Warranty:

One-year limited

Approvals:

NTEP CC 05-077



Standard Features

- 2.4 GHz frequency hopping spread spectrum
- Two scale inputs and excitation with remote sensing (see accessories forming connector)
- Power/switch cable, 13 ft (4 m) for 9-30 VDC input with two programmable switch inputs
- RS-232, RS-422 and RS-485 I/O with 13 ft (4 m) interface cable
- Three internal solid state relays for setpoint control
- Real-time clock
- NEMA Type 4, IP65 enclosure (NEMA Type 6, IP67 with long -range antenna)

Approvals



Measurement
Canada
Approved

MSI-9000 CellScale™

Part Number/Price

Part #	MSI Part #	Description	Est. Weight	Price
138366		Two channel A/D 85-265VAC 47-440Hz, 130-300VDC, 7-25VDC (consult factor for other configurations)		\$3,145.00

Options/Accessories (Contact MSI for application consultation)

Part #	MSI Part #	Description	Price
Consult	Consult	NTEP Certified (contact factory for specifications)	Consult
Consult	Consult	Internal AC/DC power supply (85-265 VAC, 47-440 Hz/130-300 VDC) includes a separate, independent 9-30 VDC power input	\$305.00
137467	Consult	External 85-265 VAC, 47-440 Hz/130-300 VDC power supply for indoor and outdoor installations	\$505.00
144331	Consult	Five dBi gain vehicle/cab mount whip antenna, includes 17 ft/5.2 m coaxial cable	Consult
Consult	Consult	Single or dual 4-20 mA output. Provides programmable current output for direct connection to PLC's and other data acquisition equipment. Note: See 4-20 mA option specification sheet for available product configurations	\$465.00 \$515.00
144091	Consult	Non-terminated 4-20 mA cord set, 13 ft/4 m (longer lengths available by special order)	\$100.00
143343	Consult	Setpoints output cable, 13 ft/4 m for access to internal SS relays	Consult
Consult	Consult	Non-terminated serial cable for communication port connection, 13 ft/4 m (longer lengths available by special order)	\$100.00
Consult	Consult	Pre-wired load cell cable (various lengths for single and dual channel available)	Consult
Consult	Consult	Second A/D module (4 scale inputs - adds second 12-Pin connector)	\$615.00
Consult	Consult	CellScale Virtual Monitor (CVM) application software (enables PC to emulate scale indicator., contact factory for assistance)	Consult
Consult	Consult	Modem only equipped version (CellScale A/D removed)	\$465.00
Consult	Consult	Non-RF equipped version (CellScale RF modem removed)	\$875.00
137096	Consult	MSI-9002 breakout/summing box; 4 in (1 out or 4 in (2 out)	\$745.00
137370	Consult	MSI-9008 multiplexer; 8 in (1 out (expands single channel into 8)	\$1,120.00
Consult	Consult	Wi-Fi Ethernet Connectivity (802.11b - contact factory for assistance)	\$360.00
143297	Consult	12-Pin mating connector for single or dual scale input	\$55.00
Consult	Consult	Long range antenna, 300-500 m omni-directional with 9 dBi gain, includes 10 ft/3 m coaxial cable	Consult
143466	12147	Antenna, 9 dBi	\$425.00
144330	13205	Antenna, 9 dBi corner reflector	Consult
144329	13204	Antenna, 14 dBi corner reflector	Consult
144334	13209	Antenna cable, 3 m	Consult
143977	12750	Antenna, YAGI, 15 dBi	Consult
144332	13207	Vehicle antenna cable	Consult
148624	501705-0001	Serial cable DB9	\$110.00
150990		RF Remote option (must be ordered with PN 153549 to work properly)	\$885.00

MSI-9020 CellScale™ RF CellModem

Specifications

Enclosure:

NEMA Type 4, IP65 milled anodized aluminum with O-ring gaskets
NEMA Type 6, IP67 with optional long range antenna

Weight:

3.5 lb (1.6 kg)

Annunciators:

3 LED status lamps for Power, Data TX/RX and Configuration

Power Input:

9-30 VDC (Internal 85-265 VAC, 47-440 Hz power supply optional)

Operating Temperature:

-4°F to 158°F (-20°C to 70°C)

Radio Link:

FHSS at 2.4 GHz (up to 64 network selections)

Radio Link Effective Range:

Typically 500 ft (150 m) indoor, 1000 ft (300 m) outdoor with standard antennas.
(See optional antennas for longer range)

Standard Antenna:

1/2 wave 2dBi, articulated

RFI/EMI Shielding:

Exceeds NIST HB44 and CE Standards

Data I/O:

1 Comm Port with two connector interfaces for RS-232 and RS-422

Warranty:

One-year limited

Approvals:

NTEP CC 05-077



Standard Features

- Modem only component; provides serial interface with computers, printers and scoreboards to a CellScale network
- 2.4 GHz spread spectrum frequency hopping
- Power cable, 13 ft (4 m) for 9-30 VDC input
- One communication port; RS-232 or RS-422, 13 ft (4 m) interface cable
- NEMA Type 4, IP65 enclosure (NEMA Type 6, IP67 with long range antenna)

Approvals



Part Number/Price

Part #	MSI Part #	Description	Est. Weight	Price
138477	502536-0001	MSI-9020 RF CellModem, DC power	7 lb (3.5 kg)	\$2,310.00
138478		MSI-9020 RF CellModem, AC/DC power		Consult

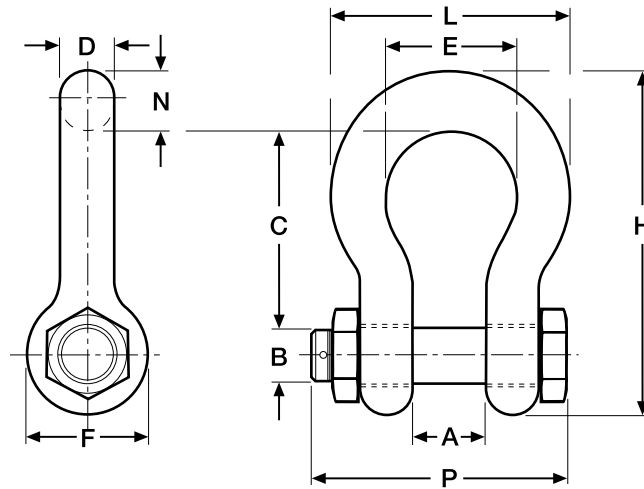
Options/Accessories

Part #	MSI Part #	Description	Est. Weight	Price
Consult	Consult	Internal 85-265 VAC, 47-440 Hz power supply	-	\$305.00
143466	12147	Long range antenna, 300 m-500 m omni-directional with 9 dBi gain, includes 10 ft/3 m coaxial cable	1 lb (0.45 kg)	\$425.00
Consult	Consult	9 dBi or 14 dBi gain corner reflector antenna	1 lb (0.45 kg)	Consult
Consult	Consult	5 dBi gain vehicle/cab mount whip antenna, includes 17 ft/5.2 m coaxial cable	1 lb (0.45 kg)	Consult
137567	502046-0001	Non-terminated serial cable for communication port connection, 13 ft/4 m longer lengths available by special order	1 lb (0.45 kg)	\$105.00
Consult	Consult	CellScale Virtual Monitor (CVM) application software (enables PC to emulate scale indicator)	Consult	Consult

Shackle Dimensions

Part Number/Price

Part #	MSI Part #	W.L.L. Tons	Size	A	B	C	D	E	F	H	L	N	P	Weight	Price
151357	10541	3 1/4	0.63	1.06	.75	2.38	0.63	1.69	1.56	4.22	2.94	0.69	N/A	1.58	Consult
151355	10538	6 1/2	0.88	1.44	1.00	3.31	0.88	2.28	2.13	5.75	4.03	0.97	5.00	3.95	Consult
141992	10539	17	1.50	2.38	1.63	5.75	1.50	3.88	3.63	9.88	6.88	1.62	8.25	19.50	Consult
151356	10540	25	1.75	2.88	2.00	7.00	1.75	5.00	4.32	11.88	8.50	2.12	9.59	31.30	Consult
146334	23650-0030	30	1.50	2.38	1.63	5.75	1.50	3.88	3.63	9.88	6.88	1.62	8.25	20.80	Consult
146335	23650-0040	40	1.75	2.88	2.00	7.00	1.75	5.00	4.32	11.88	8.50	2.12	9.59	33.91	Consult
146336	23650-0050	55	2.00	3.25	2.25	7.75	2.00	5.75	5.00	13.38	9.75	2.00	11.00	51.75	Consult
151359	N/A	85	2.5	4.12	2.75	10.50	2.72	7.25	5.69	17.84	12.87	3.12	13.58	96.00	Consult
151360	23650-0110	120	3.00	5.00	3.25	13.00	3.00	7.88	6.50	21.50	14.50	3.63	16.50	178.00	Consult
83455	N/A	120	3	5.00	3.25	13.00	3.11	7.88	6.50	21.50	14.36	3.63	15.13	178.00	Consult
151361	23650-0175	175	4.00	5.50	4.25	14.50	4.00	10.00	9.00	25.69	18.38	4.56	19.75	338.00	Consult
151358		250	4	8.50	5.00	20.00	4.50	13.00	12.00	35.00	24.50	6.50	22.68	600.00	Consult
Oversized Shackles															
148497	501386-0100	40	1.75	2.88	2.00	10.00	2.25	6.00	4.32	15.35	10.50	2.25	9.00	45.00	Consult
148393	501082-0100	40	2.25	2.88	2.00	12.50	2.25	8.00	4.32	17.85	12.50	2.25	10.00	90.00	Consult
148394	501083-0100	50	2.00	3.25	2.25	12.25	2.50	8.00	5.00	18.50	13.00	2.50	11.00	72.00	Consult
Shims															
146534	30013-0112	(For use with 50,000 ton/70,000 ton systems)													Consult



System Questionnaire

System/Application Description _____

Goals for Weighing System _____

Scale Type _____

Scale/System Capacity _____ ☐ lb ☐ kg ☐ Ton ☐ Metric Ton ☐ Other

of Load Cells _____

Required System Accuracy _____% ☐ of Capacity ☐ of Applied Load

Legal for Trade? ☐ Yes ☐ No

Transmitter Power (at Load Cells) ☐ AC ☐ DC _____ Voltage ☐ Battery

Receiver Power (at Load Cells) ☐ AC ☐ DC _____ Voltage ☐ Battery

Check any Desired Output Options (If Applicable):

mV output ☐ Yes ☐ No

Analog output ☐ Yes ☐ No

Relays ☐ Yes ☐ No

Do you require a serial cable? Yes ☐ 9pin ☐ 25pin ☐ No

Remote Control Required? ☐ Yes ☐ No

Remote Display Required? ☐ Yes ☐ No

If Remote Display is not Required:

Are Zero, Tare, On/Off Capabilities Required? ☐ Yes ☐ No

If Remote Display is Required:

Are Zero, Tare, On/Off Capabilities Required from the Remote Display? ☐ Yes ☐ No

Does the Remote Display need to be Hand Held or Mounted? ☐ Hand Held ☐ Mounted

Is the Remote Display Wireless or Hard Wired? ☐ Wireless ☐ Hard Wired

Note for SendIt Applications:

Every SendIt needs to be calibrated using a laptop/pc with a serial port (or a USB adapter). The calibration of the SendIt pair must be done during the installation.

System Questionnaire

RF

Transmission Distance _____ ☐ ft ☐ mLine of Sight ☐ Yes ☐ No

Obstructions (list any) _____

Potential Sources of RF Interference _____

Other RF Systems Present ☐ Yes _____ ☐ NoIndoor ☐ Outdoor ☐

Sketch of RF Field

This sketch will be used by our technicians to help find the optimum antenna types and locations for this application.

- Include all transmitters and receivers that are part of this weighing system.
- Include any other transmitters or receivers operating at 2.4 GHz
- Include any RF barriers, such as concrete walls, large steel equipment, cages
- Include sources of interference, such as high-power electrical motors and generators
- Include dimensions, so we can understand the range and antenna gain requirements.



Dimensioning

TABLE OF CONTENTS

IDIMENSION® PLUS	380
<i>Static Dimensioning System</i>	
IDIMENSION® LTL	382
<i>Pallet Dimensioning System</i>	
IDIMENSION® PLUS XL	384
<i>Static Dimensioning System</i>	
IDIMENSION® PWD SYSTEM	386
<i>Pallet Weighing and Dimensioning System</i>	

ESPAÑOL | Visite [ricelake.com/spanish](https://www.ricelake.com/spanish)
para ver todos los materiales
Rice Lake que están
disponibles en español.

*Product names, logos, brands and other trademarks featured
or referred to within this publication are the property of their respective trademark holders.*

NEW

STATIC DIMENSIONING SYSTEM

iDimension® Plus

The iDimension Plus static dimensioning system automatically measures parcels and irregular packages in less than 0.2 seconds. A small footprint allows for easy integration into current workstations or retail environments.

Standard Features

- Displays dimensions in less than 0.2 seconds
- Dimensions parcels at 0.2 in Legal for Trade accuracy
- Dimensions irregular shape packages, polybags and uneven shapes to 0.5 in Legal for Trade accuracy
- Dimensions flats, parcels, letters or items less than 1.2 in H with scale attached or flat detection trigger located on the base plate
- 7 in USB touch screen display provides results, operator controls for operator standard functions
- Automatic Operating and Manual modes
- Easy to assemble with limited operator training
- Captures overhead photo of every item, available in .bmp or .jpg format through XML API integration
- PC interface
 - Static IP or DHCP for use with standard web service API, TCP or HTTP interface or data extraction
 - RS-232 or USB for use with UPS Worldship®, Cubiscan 110/150 emulation and simple command response format
- Peripherals: Optional powered USB Hub for use of more than one peripheral and UPS Worldship interface. Optional USB barcode scanner with keyboard wedge emulation will manually trigger dimensioning and add barcode text data into web service API. Optional parcel and shipping scales
- The iDimension Plus is not limited to the maximum and minimum Legal for Trade measurements-it is limited to the object fitting within the field of view of the overhead sensor. See Measuring Capabilities table for example.

Specifications**Physical Dimensions:**

Length: 25 in (63.5 cm)
 Width: 14.25 in (36 cm)
 Height: 63.8 in (162 cm)
 Weight: 28.5 lb (13 kg)

Power Requirements:

Single power source 110-240 V external power supply, US power cord

Object Colors:

All opaque packaging

Measurement Time:

0.2 seconds, scale settling times vary by manufacturer

Operating Temperature:

32° F to 86° F (0° C to 30° C)

Humidity:

Non-condensing

Mechanical Environment Class:

M1

Electromagnetic Class:

E1

I/O Ports:

- (1) USB type A port (interface to scale)
- (1) 10/100/100BASE-T Ethernet port (interface to PC)

Software Integration:

API and SDK files available for network device integration

Package Contents:

iDimension Plus, calibration object, USB display and US power cord

Warranty:

One-year limited warranty

Approvals:

NTEP
 CE
 FCC

NTEP Certified Measurement Ranges - Cube

	Min (In)	Max (In)	Division (in)
Length	5.6	48	0.2
Width	5.6	28	0.2
Height	2.4	28	0.2

NTEP Certified Measurement Ranges - Irregular

	Min (In)	Max (In)	Division (in)
Length	6	48	0.5
Width	6	28	0.5
Height	6	28	0.5

Measuring Capabilities

Length	Width	Height
54	35	2
50	34	6
46	32	10
42	31	14
38	28	18
34	25	22
28	21	28

Note: Measurements shown include maximum a 4 in H scale installed

Part Numbers/Price

Part #	Description	Capacity	Dimensions	Est. Weight	Price
196452	iDimension Plus	—	—	44 lb	\$7,495.00
Options/Accessories					
194625	BP-P postal scale with painted mild steel weight platter & RS-232/USB cable	0-7 lb x 0.05 oz/7-70 lb x 0.2 oz	12 x 14 in		\$895.00
184585	BP-S USB shipping scale with painted mild steel weight platter	150 x 0.05 lb (75 x 0.02 kg)	12 x 14 in	17 lb	\$645.00
182994	BP-S USB shipping scale with painted mild steel weight platter	150 x 0.05 lb (75 x 0.02 kg)	12 x 16 in	31 lb	\$745.00
182379	BP-S USB shipping scale with painted mild steel weight platter	150 x 0.05 lb (75 x 0.02 kg)	18 x 18 in	63 lb	\$1,095.00
182383	BP-S USB shipping scale with painted mild steel weight platter	300 x 0.1 lb (150 x 0.05 kg)	18 x 18 in	63 lb	\$1,095.00
182396	BP-S USB shipping scale with painted mild steel weight platter	300 x 0.1 lb (150 x 0.05 kg)	20 x 20 in	76 lb	\$1,295.00
182400	BP-S USB shipping scale with painted mild steel weight platter	300 x 0.1 lb (150 x 0.05 kg)	24 x 24 in	131 lb	\$1,495.00
180771	Kit, USB Hub for use with BenchPro scale and UPS WorldShip compatibility	—	—	—	\$400.00
180007	Kit, USB Hub for use with barcode scanner and scale	—	—	—	\$275.00
176307	QuickScan QD2131 barcode scanner with USB cable	—	—	4 lb	\$258.00
179081	Kit, Cable Assy. PC Interface, RS-232	—	—	—	\$95.00
179083	Kit, Cable Assy. PC Interface, USB	—	—	—	\$105.00



BenchPro with mild steel shroud

NEW

PALLET DIMENSIONING SYSTEM

iDimension® LTL

The iDimension LTL uses advanced sensing technology to determine the cubic dimensions of freight, ensuring that freight code compliance is recorded and declared. Ideal for LTL carriers and companies with a high percentage of product shipped via pallet or crate, the iDimension LTL removes the potential for human error when taking measurements. The extra labor of manually determining dimensions is eliminated, as the iDimension LTL accurately captures freight dimensions in less than two seconds.

Standard Features

- Legal for Trade measurement range for maximum freight size at 96 in x 96 in x 96 in and minimum freight size at 12 in x 12 in x 12 in with 0.5 -inch accuracy
- 360-degree access for easy pallet placement in the center of target zone
- No moving parts and solid-state design
- Minimal set-up and training required
- Up to four low-resolution intensity images provide a bounding box to identify measurement recorded and can be configured to include time and date, scan ID, serial number, dimensions and dimensioning indications

Options

- Up to two high-resolution cameras enable freight identification, damage assessment and tracking
- LED lighting kit reflects a light grid on the floor, eliminating the need to paint, etch or tape the dimensioning zone
- 23-inch forklift operator display provides instantaneous feedback to the forklift or pallet jack operator, communicating dimensions and system status
- iDimension software suite provides a customizable GUI and triggering methods, storage, logging and transfer of shipment and dimensional data and ftp images to existing ERP, TMS and WMA without the use of the iDimension web service interface API
- iDimension software suite can be used to integrate the iDimension LTL with barcode scanners, floor scales and forklift scales

Specifications**Legal for Trade Measurement Range:**

Maximum freight size: (L x W x H) 96 in x 96 in x 96 in

Minimum freight size: (L x W x H) 12 in x 12 in x 12 in

Measurement Increment:

0.5 in

Throughput:

Average transaction time of 7 seconds

Performance Characteristics:

Most surfaces are captured, including black plastic shrink wrap. Transparent/translucent and glossy surfaces may provide a variance.

Item Placement:

Single pallet within the center of the target zone for best performance

Specifications Continued**Minimum Pallet Height:**

4.25 in wood pallets

Shapes:

Solid shapes, (3-inch protrusions or more) will be included in dimensions

Lighting Conditions:

Operates in any indoor lighting environment

System Contents:

iDimension LTL

Calibration object

20 in x 20 in x 20 in test box

Dimensioning Speed:

Within 2 seconds from the time the target area is clear and the iDimension LTL has been triggered to scan

Unobstructed Floor Space:

For best performance, provide a 11 ft x 11 ft area clear of walls, inventory racks or barriers

Minimum Ceiling Height:

12.75 ft

Sensor Height:

11 ft

Network Interface:

One static IP address required when used with a mobile PC. Up to 12 IP addresses reserved when connected directly to the network.

Physical Dimensions:

(L x W x H) 135 in x 135 in x 14.5 in

Power Requirements:

Single power source (96-264 VAC), with 25 ft power cable

Optional Mobile PC:

Quad Core Intel E3845 processor, 4GB RAM DDR3, CFAST 32GB, 12.1 in XGA LED 500 NIT display with resistive touchscreen, Windows 10 Pro, 4 x USB 2.0 ports, 1 x Ethernet 10/100/1000, 1 x VGA, -30°C to 55°C, IP65

Optional Network Camera:

2.4 mm POE network color camera with 3-axis camera angle adjustment. IP24 rating. Standard 2688 x 1606 pixels, 96 dpi @ 751kb standard output in .jpeg format. Configurable for time and date, scan ID, system serial #, dimensions and dimensional indicators.

Operating Temperature:

14°F to 104°F (-10°C to 40°C)

Humidity:

0-90% non-condensing

Warranty:

Two-year limited warranty

Five-year limited warranty, sensors only

Part Numbers/Price

Part #	Description	Price
Systems		
194205	iDimension LTL single	\$48,495.00
194215	Software license annual maintenance	\$3,000.00
System Options		
188755	2.4 mm POE network camera – up to 2 optional	\$875.00
194206	iDimension LTL LED target zone light kit	\$1,795.00
193830	23 in commercial forklift operator monitor display kit commercial option	\$2,495.00
189332	Industrial PC and mount kit with iDimension software suite	\$6,500.00
174659	Industrial PC stand and guardrail kit	\$1,250.00
176019	20 x 20 x 20 in sanalite test box	\$435.00
174132	50 ft AC power cord	\$45.00
Consult	iDimension software suite customization	Consult
Mounting Options		
194208	80/20 ceiling mount kit, 45 degree install (25 ft ceiling max)	\$2,795.00
188446	80/20 ceiling mount kit (25 ft ceiling max)	\$2,495.00
188757	Aircraft wire ceiling mounting kit (35 ft ceiling max)	\$1,795.00
Installation		
171666*	RLWS iDimension field install and training, T & E not included	\$1,320.00/day
Replacement Parts		
174374	JLT Mobile PC AC power adapter and cord	\$135.00
175479	75 ft Industrial ethernet cable	\$300.00
175621	USB 2.0/ Ethernet adapter (USB A to RJ45)	\$50.00
184197	20 x 20 x 20 in wood test box	\$40.00
189498	iDimension LTL & 400 plus calibration object	\$410.00
188026**	Sensor – Network IP unassigned	\$1,300.00
195405	Sensor, labeled 1, sensor #4, 192.168.0.4 IP address	\$1,300.00
195406	Sensor, labeled 2, sensor #3, 192.168.0.5 IP address	\$1,300.00
195407	Sensor, labeled 3, sensor #2, 192.168.0.6 IP address	\$1,300.00
195408	Sensor, labeled 4, sensor #5, 192.168.0.7 IP address	\$1,300.00
195409	Sensor, labeled 5, sensor #1, 192.168.0.8 IP address	\$1,300.00


*Requires factory support and training on first installation of iDimension LTL

**Requires IP configuration on site with IFM Vision Assistant software, consult factory

NEW

iDimension® Plus XL

Static Dimensioning System



The iDimension Plus XL is specifically designed for integrators to provide flexibility in the installation of a dimensioning solution anywhere over a conveyor, table or scale from a pole, ceiling mount or support beam. An optional stand is available for ease of integration over a static roller conveyor at 60.2 inches (NTEP approved) or 79 inches above the platform.

Standard Features

- Displays dimensions in 0.2 seconds
- Dimensions parcels at 0.2 in Legal for Trade accuracy
- Dimensions irregular shape packages, polybags and uneven shapes to 0.5 in Legal for Trade accuracy
- Dimensions flats, parcels, letters or items less than 2.4 in H when installed at 79 in above platform
- 7 in USB touch screen displays weight, dimensions and functions keys required for day-day use.
- Automatic Operating and Manual modes
- Limited operator training required
- Captures overhead photo of every item, available in .bmp or .jpg format through XML API integration
- PC interface
 - Static IP or DHCP for use with standard web service API, TCP or HTTP interface or data extraction
 - RS-232 or USB for use with UPS Worldship®, Cubiscan 110/150 emulation and simple command response format
- Peripherals: Optional powered USB Hub for use of more than one peripheral and UPS Worldship interface. Optional USB barcode scanner with keyboard wedge emulation will manually trigger dimensioning and add barcode text data into web service API. Optional BenchPro parcel and shipping scales are also available
- The iDimension Plus is not limited to the maximum and minimum Legal for Trade measurements—it is limited to the object fitting within the field of view of the overhead sensor. See Measuring Capabilities table for example.
- Mounting bracket with 110 – 240 V power supply mount and 25 foot US power cord provided

Mounting and Installation Considerations:

The sensor must be installed level, free from vibration and positioned centrally over the measuring platform 60.2 in (1.5 m) height to perform to certified measurement range. Alternate mounting height of 79 in (2.0 m) is configurable.

Approvals



Specifications

Power Requirements:

Single power source 110-240 V external power supply, 25ft US power cord

Object Colors:

All opaque packaging

Measurement Time:

0.2 seconds, scale settling times vary by manufacturer

Operating Temperature:

32° F to 86° F (0° C to 30° C)

Humidity:

Non-condensing

Mechanical Environment Class:

M1

Electromagnetic Class:

E1

I/O Ports:

- (3) USB type A port (scale, USB display, barcode scanner)
- (1) 10/100/100BASE-T Ethernet port (interface to PC)

Software Integration:

API and SDK files available for network device integration

Package Contents:

iDimension 100XL sensor, mounting bracket, USB display, calibration object, DC power supply with 25 ft power US cord, 118" Micro b USB display and USB-A extension cable

Warranty:

One-year limited warranty

Approvals:

NTEP FCC



NTEP Certified Measurement Ranges - Cube

	Min (In)	Max (In)	Division (in)
Length	5.6	48	0.2
Width	5.6	28	0.2
Height	2.4	28	0.2

NTEP Certified Measurement Ranges - Irregular

	Min (In)	Max (In)	Division (in)
Length	6	48	0.5
Width	6	28	0.5
Height	6	28	0.5

Measuring Capabilities @ 60.2in high

Length	Width	Height
58	26	2
54	35	6
52	32	10
46	32	14
40	30	18
38	28	22
32	24	28
28	21	32

Measuring Capabilities @ 79 in high

Length	Width	Height
76	57	4
72	54	8
68	51	12
64	48	16
60	45	20
56	42	24
52	39	28
48	36	32
44	33	36
36	27	44
30	22	50

Part Numbers/Price

Part #	Description	Capacity	Dimensions	Est. Weight	Price
198587	iDimension Plus XL	—	—	—	\$7,195.00
Floor Stand Options/Accessories					
174660	Single sensor iDimension XL floor mount stand with packaging, ships only LTL	—	—	—	\$970.00
185107	Single sensor iDimension XL floor mount stand, no packaging for on purchasing two or more systems	—	—	—	\$745.00
182195	Dual sensor iDimension XL floor mount stand, with packaging, ships only LTL	—	—	—	\$895.00
182265	iDimension stand packaging only	—	—	—	\$200.00
184262	iDimension XL USB display RAM mount kit for use with stand	—	—	—	\$145.00
iDimension 100XL Plus Options/Accessories					
194625	BP-P postal scale with painted mild steel weight platter & RS-232/USB cable	0-7 lb x 0.05 oz/7-70 lb x 0.2 oz	12 x 14 in	—	\$895.00
184585	BP-S USB shipping scale with painted mild steel weight platter	150 x 0.05 lb (75 x 0.02 kg)	12 x 14 in	17 lb	\$645.00
182994	BP-S USB shipping scale with painted mild steel weight platter	150 x 0.05 lb (75 x 0.02 kg)	12 x 16 in	31 lb	\$745.00
182379	BP-S USB shipping scale with painted mild steel weight platter	150 x 0.05 lb (75 x 0.02 kg)	18 x 18 in	63 lb	\$1,095.00
182383	BP-S USB shipping scale with painted mild steel weight platter	300 x 0.1 lb (150 x 0.05 kg)	18 x 18 in	63 lb	\$1,095.00
182396	BP-S USB shipping scale with painted mild steel weight platter	300 x 0.1 lb (150 x 0.05 kg)	20 x 20 in	76 lb	\$1,295.00
182400	BP-S USB shipping scale with painted mild steel weight platter	300 x 0.1 lb (150 x 0.05 kg)	24 x 24 in	131 lb	\$1,495.00
176307	QuickScan QD2131 barcode scanner with USB cable	—	—	4 lb	\$258.00
198590	Cable Assy USB, USB 2.0 Type A male to type A female 3 meters	—	—	—	\$30.00
180007	Kit, USB Hub for use with barcode scanner and scale	—	—	—	\$275.00
180771	Kit, USB Hub for use with BenchPro scale and UPS WorldShip compatibility	—	—	—	\$400.00
179081	Kit, Cable Assy. PC Interface, RS-232	—	—	—	\$95.00
179083	Kit, Cable Assy. PC Interface, USB	—	—	—	\$105.00

NEW**iDimension® PWD System**

Pallet Weighing and Dimensioning System



The iDimension PWD system includes a 5 ft x 5 ft (1.52 m x 1.52 m), 5,000 lb (2,500 kg) capacity floor scale with built-in forklift bumper guards, a weight indicator, a USB-connected touchscreen display and an overhead dimensioning system.

The iDimension PWD can be front-loaded with a forklift or side-loaded using a pallet jack with optional access ramps. Simply place the pallet on the floor scale and trigger the PWD to scan in one of three ways with the USB-connected display, optional bar code scanner or a web browser when connected to a network. In less than two seconds, the iDimension PWD measures and provides dimensions, weight and images.

Standard Features**Versatile Uses**

iDimension PWD is capable of measuring pallets up to six feet (1.82 m) cubed—or packages as small as six inches (15.24 cm).

Convenient Pallet Tare Mode

For non-Legal for Trade applications, iDimension PWD can measure objects on a pallet by excluding their length and width and subtracting the known pallet height.

Easy Network Integration

The iDimension PWD is designed to easily transfer images and dimensions to a network, simplifying claims processes. Built with a web service interface, iDimension PWD offers simple integration using configurable capture definitions through HTTP requests, status checking and XML parsing.

Quick, Simple Installation

In less than a day, the iDimension PWD can be set up, configured and put to work.

iDimension PWD System

The standard PWD system includes:

- 5 ft x 5 ft (1.52 m x 1.52 m), 5,000 lb (2,500 kg) capacity floor scale with built-in forklift bumper guards
- 880 panel mount weight indicator
- USB-connected touchscreen display
- Overhead sensors

Options**High Resolution Camera**

Capture an image of each piece of freight to provide proof of condition to simplify the freight damage claim process. Produces a 2.4 mm color image at 2688 x 1606 pixels

Wired or Wireless Barcode Scanner

Keyboard wedge emulation will manually trigger the iDimension PWD to dimension and add barcode text data into web service API

Access Ramps

One or two side-mounted ramps provide access for pallet jacks

Approvals**Specifications****Legal for Trade Measurement Range:**

Maximum freight size: (L x W x H)

72 in x 72 in x 72 in (182 cm x 182 cm x 182 cm)

Minimum freight size: (L x W x H)

6 in x 6 in x 6 in (15 cm x 15 cm x 15 cm)

Measurement Capabilities:

48 in x 42 in x 84 in (120 cm x 105 cm x 210 cm)

Contact factory for more examples

Measurement Increment:

0.5 in (1 cm)

Throughput:

Average transaction time of 7 seconds

Performance Characteristics:

Most surfaces are captured, transparent/translucent and glossy surfaces may provide a variance.

Item Placement:

Single pallet centered on the floor scale for best performance

Minimum Pallet Height:

4.25 in (10.80 cm) wood pallets

Shapes:

Solid shapes, (3-inch (7.62 cm) protrusions or more) will be included in dimensions

Lighting Conditions:

Operates in any indoor lighting environment

System Contents:

iDimension PWD

Calibration object

12 in x 12 in x 12 in (30.5 cm x 30.5 cm x 30.5 cm)

test box

Dimensioning Speed:

Within 2 seconds from the time the target area is clear and the iDimension LTL has been triggered to scan

Unobstructed Floor Space:

For best performance, provide a 15 ft (4.57 m) width area clear of walls, inventory racks or barriers

Minimum Ceiling Height:

11 ft (3.35 m)

Sensor Height:

10 ft (3.05 m)

Network Interface:

One static IP address required when used with a mobile PC. Up to 11 IP addresses reserved when connected directly to the network.

Physical Dimensions:

See drawing

Power Requirements:

Single power source (96-264 VAC), with 25 ft (7.62 m) power cable

Optional Network Camera:

2.4 mm POE network color camera with 3-axis camera angle adjustment. IP24 rating. Standard 2688 x 1606 pixels, 96 dpi @ 751kb standard output in .jpeg format. Configurable for time and date, scan ID, system serial #, dimensions and dimensional indicators.

Operating Temperature:

14°F to 104°F (-10°C to 40°C)

Humidity:

0-90% non-condensing

Warranty:

Two-year limited warranty

Five-year limited warranty, sensors only

Approvals:

NTEP

NEW iDimension® PWD System

Pallet Weighing and Dimensioning System

Part Numbers/Price

Part #	Description	Capacity	Dimensions	Est. Weight	Price
System					
199318	iDimension PWD System	5,000 lb (2,500 kg), 6 ft x 6 ft x 6 ft (1.82 m x 1.82 m x 1.82 m) max	–	–	\$28,900.00
System Options					
200168	2.4 mm POE network camera – up to 1 optional				\$875.00
199320	Data Logic PM 9100RB wireless scanner kit				\$1,360.00
176307	Datalogic QuickScan QD2131 KBW, wired USB cable				\$258.00
199665	iDimension PWD pallet jack ramp				\$425.00
199401	Optional 5th overhead sensor				Consult
Software Programs					
On-line	QubeVu Desktop App – Lan based keyboard wedge				N/C
175812	iDim SS – iDimension Series database and integration program, Windows 10				\$1,500.00
Installation					
171666	iDimension field install & training, T&E not included				\$1,320.00

DIMENSIONING

www.ricelake.com | Phone: 800-472-6703

RICE LAKE

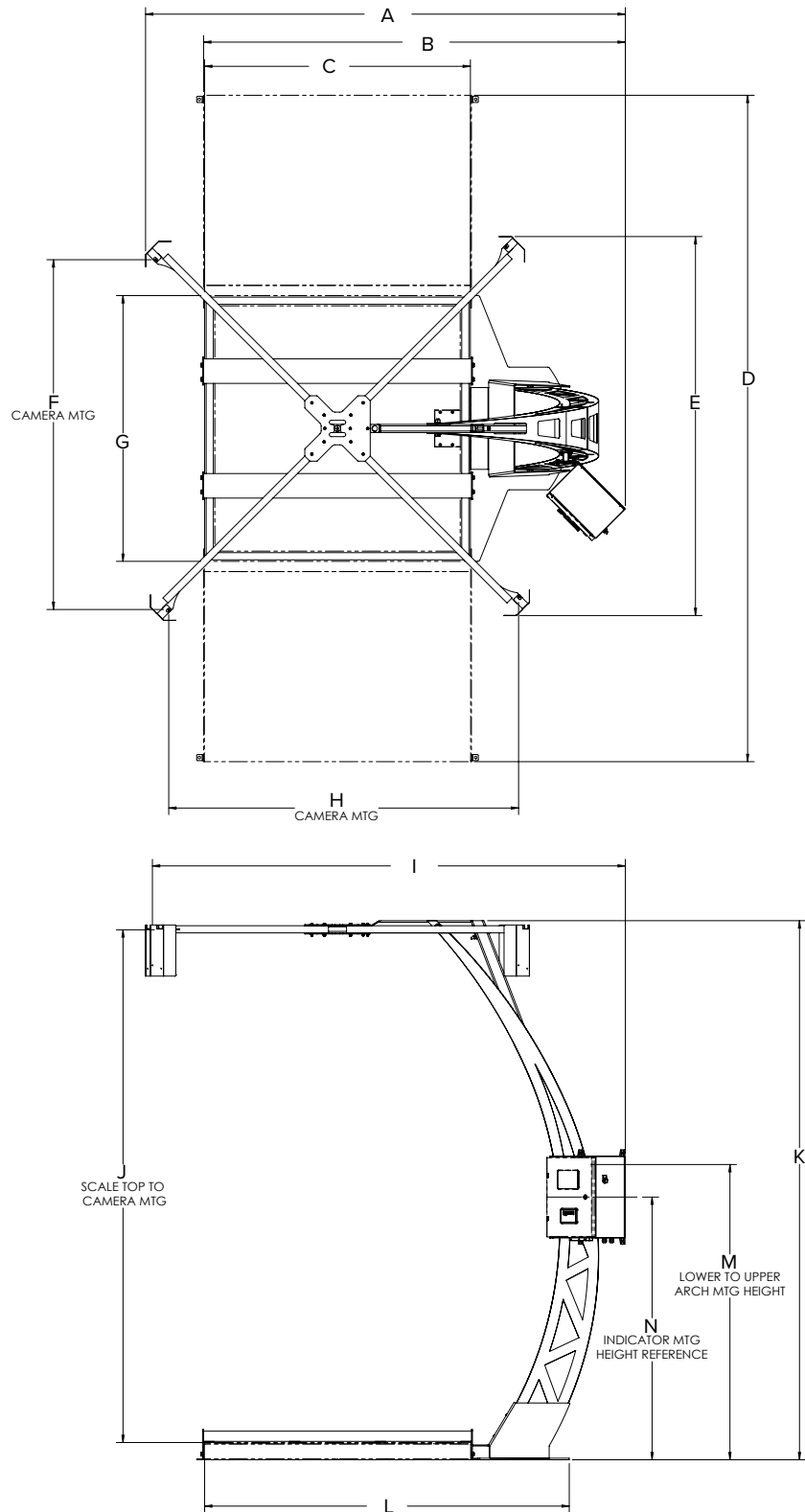
387

NEW

iDimension® PWD System

Pallet Weighing and Dimensioning System

Dimensions					
A	117.34 in	E	92.70 in	I	115.66 in
B	103.14 in	F	85.56 in	J	125.41 in
C	65.00 in	G	65.00 in	K	131.86 in
D	163.00 in	H	85.56 in	L	89.18 in



This image shows a full page of blank graph paper. The grid consists of small, uniform squares formed by thin, light gray lines. There are no margins, text, or other markings on the page.

Floor Scales

TABLE OF CONTENTS

ROUGHDECK® ROUGH-N-READY SYSTEM	386	RL1200 EM	421
<i>Floor Scale and Indicator Package</i>		<i>Electromechanical Portable Beam Scale</i>	
ROUGHDECK® HP	388	RL1200 IS	422
<i>High Performance Structural Steel Low-profile Floor Scale</i>		<i>Intrinsically Safe Electromechanical Portable Beam Scale</i>	
ROUGHDECK® RP	390	ALTRALITE™	423
<i>Rodent Protection</i>		<i>Portable Low-profile Anodized Aluminum Floor Scale</i>	
ROUGHDECK® HP-H	392	ROUGHDECK® FXB	424
<i>High Performance Heavy Capacity Floor Scale</i>		<i>Painted Steel and Stainless Steel, Flexure Lever Floor Scale</i>	
ROUGHDECK PC	394	SUMMIT® SCALE AND INDICATOR PACKAGE	426
<i>Pancake Deck Cargo Scale</i>		<i>Floor Scale/Indicator Package</i>	
ROUGHDECK® CS	396	SUMMIT® 3000	428
<i>Coil Floor Scale</i>		<i>Low-profile Floor Scale</i>	
ROUGHDECK® CS RAIL CAR COIL SCALE	398	FLOOR SCALE PIT MOUNTED RISER STAND	430
<i>Top Access</i>		ROUGHDECK® ACCESS RAMPS	432
ROUGHDECK® CS RAIL CAR COIL SCALE	399	ROUGHDECK® PIT FRAMES	434
<i>Under Beam Mount</i>		SUMMIT® 3000 ACCESS RAMPS	436
ROUGHDECK® SS	400	SUMMIT® 3000 PIT FRAMES	437
<i>Stainless Steel Floor Scale</i>		BUMPER GUARDS	438
ROUGHDECK® HE	401	<i>Option A</i>	
<i>Hostile Environment Stainless Steel Floor Scale</i>		<i>Option B</i>	
AUTOLIFT HE	402	<i>Option C</i>	
<i>Pit-type, Hostile Environment Stainless Steel Lift Floor Scale</i>		ROUGHDECK® HP AND SS	441
ROUGHDECK® QC-X	404	<i>Portability Frames</i>	
<i>Quick Clean Extreme Lift Floor Scale with Solid Plate Base</i>		ROUGHDECK® HP CASTER	442
ROUGHDECK® QC	406	<i>Portability Frames</i>	
<i>Quick Clean Stainless Steel Lift Floor Scale</i>		ROUGHDECK® HP, SS & HE	443
ROUGHDECK® QC	408	<i>Pit Frame Concrete Details*</i>	
<i>Access Ramps and Pit Frames</i>		ROUGHDECK® HP-H	444
ROUGHDECK® SD	410	<i>Pit Frame Concrete Details* – 20,000 lb Capacity</i>	
<i>Sanitary Deck Floor Scale</i>		<i>Pit Frame Concrete Details* – 30,000 lb Capacity</i>	
ROUGHDECK® PW-1 MILD STEEL	412	AUTOLIFT HE	446
<i>Low-profile Pallet Weighing Floor Scale</i>		<i>Pit Frame Concrete Details*</i>	
ROUGHDECK® PW-1 STAINLESS STEEL	413	ROUGHDECK® QC-X	447
<i>Low-profile Pallet Weighing Floor Scale</i>		<i>Pit Frame Concrete Details*</i>	
ROUGHDECK® BDP MILD STEEL	414	ROUGHDECK® QC	448
<i>Barrel, Drum, Pallet Scale – Stationary Model</i>		<i>Pit Frame Concrete Details*</i>	
ROUGHDECK® BDP MILD STEEL	415	SUMMIT® 3000	449
<i>Barrel, Drum, Pallet Scale – Portable Model</i>		<i>Pit Frame Concrete Details*</i>	
ROUGHDECK® BDP STAINLESS STEEL	416		
<i>Barrel, Drum, Pallet Scale - Stationary Model</i>			
ROUGHDECK® BDP STAINLESS STEEL	417		
<i>Barrel, Drum, Pallet Scale – Portable Model</i>			
DECKHAND ROUGH-N-READY SYSTEM	418		
<i>Portable Scale</i>			
DECKHAND	419		
<i>Portable Scale</i>			
RL1200	420		
<i>Portable Beam Scale</i>			

ESPAÑOL | Visite ricelake.com/spanish
para ver todos los materiales
Rice Lake que están
disponibles en español.

The following product names, logos, brands, and other trademarks featured
or referred to within this publication are the property of their respective trademark holders.

RoughDeck® Rough-n-Ready System

Floor Scale and Indicator Package



Shown with optional floor stand for indicator. Factory calibration is done at Rice Lake Weighing Systems.

Standard Features

- Package includes: RoughDeck HP 4 ft x 4 ft x 3.5 in floor scale, 20 ft of hostile environment load cell cable, quick disconnect and indicator
- Package factory-calibrated for 5,000 divisions

APPROVALS



Measurement
Canada
Approved

Specifications

RoughDeck Approvals:

NTEP CC 92-001 Class III 5,000 d
Measurement Canada AM-4827, Class III 5,000 d

480/480 Plus Legend™ Approvals:

Measurement Canada AM-5892,
Accuracy Class III/IIHD, 10,000 d
NTEP CC 12-123,
Accuracy Class III/IIIL, 10,000 d
OIML R76/2006-NL1-12.48, T5692, TC8322
Accuracy Class III, 10,000 d
CE Marked
UL Marked

482/482 Plus Legend™ Approvals:

Measurement Canada AM-5892,
Accuracy Class III/IIHD, 10,000 d
NTEP CC 12-123,
Accuracy Class III/IIIL, 10,000 d
OIML R76/2006-NL1-12.48, T5692, TC8322
Accuracy Class III, 10,000 d
CE Marked

680 Synergy Series Approvals:

NTEP CC 12-123, Class III/IIIL, 10,000d
Measurement Canada AM-5892,
Class III/IIHD, 10,000d
OIML R76/2006-A-NL1-19.56
UL/cUL Listed
CE Marked

Warranty:

RoughDeck HP weldment five years, load cells and indicators two years, all other components one year

Refer to Floor Scale and Indicator sections of catalog for complete specifications.

Approvals are for floor scales only. Please refer to indicator section for indicator approvals.

RoughDeck® Rough-n-Ready System

Floor Scale and Indicator Package

Part Number/Price

Part#	Floor Scale Capacity	Indicator	Est. Weight	Price
† 115 VAC - 4 ft x 4 ft x 3.5 in RoughDeck (NTEP Certified) Indicator Package with Tilt Stand				
155666	5,000 lb	480	405 lb	\$2,300.00
168140	5,000 lb	480 Plus	405 lb	\$2,300.00
168146	5,000 lb	482	405 lb	\$2,400.00
168152	5,000 lb	482 Plus	405 lb	\$2,400.00
168159	5,000 lb	482 with internal battery	405 lb	\$2,600.00
168165	5,000 lb	482 Plus with internal battery	405 lb	\$2,600.00
196661	5,000 lb	680	405 lb	\$2,500.00
155667	10,000 lb	480	405 lb	\$2,300.00
168141	10,000 lb	480 Plus	405 lb	\$2,300.00
168147	10,000 lb	482	405 lb	\$2,400.00
168153	10,000 lb	482 Plus	405 lb	\$2,400.00
168160	10,000 lb	482 with internal battery	405 lb	\$2,600.00
168166	10,000 lb	482 Plus with internal battery	405 lb	\$2,600.00
196662	10,000 lb	680	405 lb	\$2,500.00
† † 230 VAC - 4 ft x 4 ft x 3.5 in RoughDeck (NTEP Certified) Indicator Package with Tilt Stand				
155962	5,000 lb	480	405 lb	\$2,300.00
168142	5,000 lb	480 Plus	405 lb	\$2,300.00
168148	5,000 lb	482	405 lb	\$2,400.00
168154	5,000 lb	482 Plus	405 lb	\$2,400.00
168161	5,000 lb	482 with internal battery	405 lb	\$2,600.00
168167	5,000 lb	482 Plus with internal battery	405 lb	\$2,600.00
196663	5,000 lb	680	405 lb	\$2,500.00
155963	10,000 lb	480	405 lb	\$2,300.00
168143	10,000 lb	480 Plus	405 lb	\$2,300.00
168149	10,000 lb	482	405 lb	\$2,400.00
168155	10,000 lb	482 Plus	405 lb	\$2,400.00
168162	10,000 lb	482 with internal battery	405 lb	\$2,600.00
168168	10,000 lb	482 Plus with internal battery	405 lb	\$2,600.00
196664	10,000 lb	680	405 lb	\$2,500.00

Part Number/Price

Part#	Floor Scale Capacity	Indicator	Est. Weight	Price
† 115 VAC 4 ft x 4 ft x 3.5 in RoughDeck Canadian Weights and Measures Approved Indicator Package with Tilt Stand				
155668	2,500 kg	480	405 lb	\$2,300.00
168144	2,500 kg	480 Plus	405 lb	\$2,300.00
168150	2,500 kg	482	405 lb	\$2,400.00
168156	2,500 kg	482 Plus	405 lb	\$2,400.00
168163	2,500 kg	482 with internal battery	405 lb	\$2,600.00
168169	2,500 kg	482 Plus with internal battery	405 lb	\$2,600.00
196665	2,500 kg	680	405 lb	\$2,500.00
155669	5,000 kg	480	405 lb	\$2,300.00
168145	5,000 kg	480 Plus	405 lb	\$2,300.00
168151	5,000 kg	482	405 lb	\$2,400.00
168157	5,000 kg	482 Plus	405 lb	\$2,400.00
168164	5,000 kg	482 with internal battery	405 lb	\$2,600.00
168170	5,000 kg	482 Plus with internal battery	405 lb	\$2,600.00
196666	5,000 kg	680	405 lb	\$2,500.00

Options/Accessories

Part#	Description	Price
Consult	Access ramps, pit frames, bumper guards and portability frames available	See end of section for details
18777	Floor anchor plates, mild steel (set of 2)	\$35.00
19352	RoughDeck floor stand for indicator, 36.3 in high, mild steel	\$235.00
126384	RoughDeck floor stand for indicator, 48 in high, mild steel	\$260.00
77925	Revolution® Scaleware software	\$35.00




†† CEE 7/7 plug



† NEMA 5-15 plug

RoughDeck® HP

High Performance Structural Steel Low-profile Floor Scale



Specifications

End Load Capacity:

200% full scale at 1,000 lb
100% full scale at 2,000 lb, and 5,000 lb
80% full scale at 10,000 lb

Cable Length:

20 ft (6.1m) for connecting junction box to indicator

Threaded Eyebolt:

Hole (1/2-20NF) located in center of deck for easy lifting

Warranty (limited):

RoughDeck HP weldment five years, load cells two years, all other components one year

Approvals:

NTEP CC 92-001, Class III 5,000d
Measurement Canada AM-4827, Class III 5,000d

Standard Features

- Heavy-duty industrial design
- Structural steel channel frame
- Four NTEP Certified alloy steel, shear beam load cells
- 20ft SURVIVOR® EL147HE hostile environment load cell cable
- TuffSeal® JB4SS stainless steel, NEMA Type 4X junction box with signal trim card
- Side-access junction box
- Rugged diamond deck safety treadplate
- 4 adjustable stainless steel SUREFOOT™ support feet
- 4 corner overload stops (Canadian versions only)
- Level bubble (Canadian versions only)

APPROVALS



Measurement
Canada
Approved



RoughDeck® HP

High Performance Structural Steel Low-profile Floor Scale

Part Number/Price

Part #	Part #	Size (W x L x H)	Capacity	Est. Weight	Price
With Quick Connector	Without Quick Connector				
66318†	67695	2.5 ft x 2.5 ft x 3.5 in	2,000 lb	173 lb	\$1,650.00
66320†	67693	3 ft x 3 ft x 3.5 in	1,000 lb	232 lb	\$1,650.00
66317†	67696	3 ft x 3 ft x 3.5 in	2,000 lb	232 lb	\$1,650.00
105300†	105301	3 ft x 3 ft x 3.5 in	5,000 lb	232 lb	\$1,650.00
66319	67694	4 ft x 4 ft x 3.5 in	1,000 lb	375 lb	\$1,750.00
67618	67697	4 ft x 4 ft x 3.5 in	2,000 lb	375 lb	\$1,750.00
66316	67698	4 ft x 4 ft x 3.5 in	5,000 lb	375 lb	\$1,750.00
66315	67699	4 ft x 4 ft x 3.5 in	10,000 lb	375 lb	\$1,750.00
66314	67700	4 ft x 5 ft x 3.5 in	5,000 lb	437 lb	\$1,920.00
66313	67701	4 ft x 5 ft x 3.5 in	10,000 lb	567 lb	\$2,240.00
66312	67702	4 ft x 6 ft x 3.5 in	5,000 lb	510 lb	\$2,070.00
66311	67703	4 ft x 6 ft x 3.5 in	10,000 lb	656 lb	\$2,440.00
66310	67704	5 ft x 5 ft x 3.5 in	5,000 lb	541 lb	\$2,100.00
66309	67705	5 ft x 5 ft x 3.5 in	10,000 lb	696 lb	\$2,500.00
66308	67706	5 ft x 6 ft x 3.5 in	5,000 lb	646 lb	\$2,320.00
66307	67707	5 ft x 6 ft x 3.5 in	10,000 lb	821 lb	\$2,740.00
66306	67708	5 ft x 7 ft x 3.5 in	5,000 lb	734 lb	\$2,500.00
66305	67709	5 ft x 7 ft x 3.5 in	10,000 lb	929 lb	\$2,990.00
Canadian Weights and Measures Approved					
191928†	191930	2.5 ft x 2.5 ft x 3.5 in	1,000 kg	173 lb	\$1,650.00
191949†	191950	3 ft x 3 ft x 3.5 in	500 kg	232 lb	\$1,650.00
66464†	67710	3 ft x 3 ft x 3.5 in	1,000 kg	232 lb	\$1,650.00
191931†	191932	3 ft x 3 ft x 3.5 in	2,500 kg	232 lb	\$1,650.00
191951	191952	4 ft x 4 ft x 3.5 in	500 kg	375 lb	\$1,750.00
191933	191934	4 ft x 4 ft x 3.5 in	1,000 kg	375 lb	\$1,750.00
66465	67711	4 ft x 4 ft x 3.5 in	2,500 kg	375 lb	\$1,750.00
66466	67712	4 ft x 4 ft x 3.5 in	5,000 kg	375 lb	\$1,750.00
191935	191936	4 ft x 5 ft x 3.5 in	2,500 kg	437 lb	\$1,920.00
191937	191938	4 ft x 5 ft x 3.5 in	5,000 kg	567 lb	\$2,240.00
191939	191940	4 ft x 6 ft x 3.5 in	2,500 kg	510 lb	\$2,070.00
191941	191942	4 ft x 6 ft x 3.5 in	5,000 kg	656 lb	\$2,440.00
66467	67713	5 ft x 5 ft x 3.5 in	2,500 kg	541 lb	\$2,100.00
66468	67714	5 ft x 5 ft x 3.5 in	5,000 kg	696 lb	\$2,500.00
191943	191944	5 ft x 6 ft x 3.5 in	2,500 kg	646 lb	\$2,320.00
191945	191946	5 ft x 6 ft x 3.5 in	5,000 kg	821 lb	\$2,740.00
66469	67715	5 ft x 7 ft x 3.5 in	2,500 kg	934 lb	\$2,500.00
66470	67716	5 ft x 7 ft x 3.5 in	5,000 kg	929 lb	\$2,990.00

† Not recommended for use with pallet jacks

Options/Accessories

Part #	Description	Price
Consult	Access ramps, pit frames, bumper guards and portability frames available	See end of section for details
Consult	Smooth deck instead of diamond safety tread plate	N/C
18777	Floor anchor plates, mild steel (set of two)	\$35.00
Consult	Four drilled deck holes for scale height adjustment	\$40.00
19352	RoughDeck floor stand for indicator, 36.3 in high, mild steel	\$235.00
126384	RoughDeck floor stand for indicator, 48 in high, mild steel	\$260.00
Consult	Mild steel deck with RL32018S IP66 stainless steel cFMus approved load cells and hardware	+\$120.00 list price add-on
Consult	Mild steel deck with RL32218S-HE hermetically sealed IP69K stainless steel cFMus approved load cells and hardware	+\$440.00 list price add-on
Consult	Epoxy paint	+\$90.00 list price add-on
Consult	Top access junction box	+\$100.00 list price add-on
Consult	Forklift channel option (up to 5 ft x 7 ft 10,000 lb, accommodates fork tines no larger than (W x H) 5 in x 2 in, fork entry is on opposite side of junction box location)	+\$400.00 list price add-on

NEW

RoughDeck® RP

Rodent Protection



Specifications

End Load Capacity:

100% full scale at 5,000 lb
80% full scale at 10,000 lb

Cable Length:

20 ft (6.1m) for connecting junction box to indicator

Note: 1/2" conduit fitting supplied, conduit for homerun cable to be supplied by customer

Threaded Eyebolt:

Hole (1/2-20NF) located in center of deck for easy lifting

Warranty (limited):

RoughDeck RP weldment five years, load cells two years, all other components one year

Approvals:

NTEP CC 92-001, Class III 5,000d

Standard Features

- Heavy-duty industrial design
- Structural steel channel frame
- Four NTEP Certified alloy steel, shear beam load cells
- 20ft SURVIVOR® EL147HE hostile environment load cell cable with 1/2 in conduit fitting (conduit for homerun cable to be supplied by customer)
- TuffSeal® JB4SS stainless steel, NEMA Type 4X junction box with signal trim card
- Top-access junction box with additional top access cover for accessing load cell cables into scale conduit
- Rugged diamond deck safety treadplate
- 4 adjustable stainless steel SUREFOOT™ support feet

APPROVALS




Part Number/Price

Part #	Size (W x L x H)	Capacity	Est. Weight	Price
195834	4 ft x 4 ft x 3.5 in	5,000 lb	375 lb	\$1,995.00
195835	4 ft x 4 ft x 3.5 in	10,000 lb	375 lb	\$1,995.00
195836	5 ft x 5 ft x 3.5 in	5,000 lb	541 lb	\$2,345.00
195837	5 ft x 5 ft x 3.5 in	10,000 lb	696 lb	\$2,745.00

RoughDeck® HP-H

High Performance Heavy Capacity Floor Scale



Specifications

End Load Capacity:

100% full scale at 20,000 lb
66% full scale at 30,000 lb

Cable Length:

20 ft (6.1 m) for connecting junction box to indicator

Threaded Eyebolt:

Hole (3/4-10NC) located in center of deck for easy lifting

Warranty:

RoughDeck HP-H weldment five years, load cells two years, all other components one year

Approvals:

NTEP CC 92-001, Class III, 5,000 d
Measurement Canada AM-5284 (Only capacities greater than 10,000 kg)

Standard Features

- Heavy-duty industrial design
- Structural steel channel frame
- Four NTEP Certified alloy steel, shear beam load cells
- 20 ft SURVIVOR® EL147HE hostile environment load cell cable
- TuffSeal® JB4SS stainless steel, NEMA Type 4X junction box with signal trim card
- Side-access junction box
- Rugged diamond safety treadplate deck
- Four adjustable mild steel SUREFOOT™ support feet

APPROVALS



Measurement
Canada
Approved

Capacities greater
than 10,000 kg



RoughDeck® HP-H

High Performance Heavy Capacity Floor Scale

Part Number/Price


Part #	Part #	Size (W x L x H)	Capacity	Est. Weight	Price
With Quick Connector	Without Quick Connector				
NTEP Approved					
66474	67717	4 ft x 4 ft x 4 in	20,000 lb (10,000 kg)	601 lb	\$3,150.00
66475	67718	4 ft x 5 ft x 4 in	20,000 lb (10,000 kg)	775 lb	\$3,400.00
66476	67719	4 ft x 6 ft x 4 in	20,000 lb (10,000 kg)	926 lb	\$3,600.00
66477	67720	4 ft x 7 ft x 4 in	20,000 lb (10,000 kg)	1,135 lb	\$3,850.00
66478	67721	5 ft x 5 ft x 4 in	20,000 lb (10,000 kg)	926 lb	\$3,725.00
66479	67722	5 ft x 6 ft x 4 in	20,000 lb (10,000 kg)	1,104 lb	\$3,950.00
66480	67723	5 ft x 7 ft x 4 in	20,000 lb (10,000 kg)	1,377 lb	\$4,150.00
66481	67724	6 ft x 6 ft x 4 in	20,000 lb (10,000 kg)	1,319 lb	\$4,300.00
66482	67725	6 ft x 8 ft x 4 in	20,000 lb (10,000 kg)	1,861 lb	\$5,150.00
66483	67726	7 ft x 9 ft x 4 in	20,000 lb (10,000 kg)	2,408 lb	\$6,050.00
66484	67727	7 ft x 10 ft x 4 in	20,000 lb (10,000 kg)	2,959 lb	\$7,150.00
66485	67728	8 ft x 10 ft x 4 in	20,000 lb (10,000 kg)	3,108 lb	\$7,100.00
66486	67729	4 ft x 4 ft x 5 in	30,000 lb (15,000 kg)	675 lb	\$3,500.00
66487	67730	4 ft x 5 ft x 5 in	30,000 lb (15,000 kg)	839 lb	\$3,725.00
66488	67731	4 ft x 6 ft x 5 in	30,000 lb (15,000 kg)	1,071 lb	\$3,950.00
66489	67732	4 ft x 7 ft x 5 in	30,000 lb (15,000 kg)	1,200 lb	\$4,150.00
66490	67733	5 ft x 5 ft x 5 in	30,000 lb (15,000 kg)	1,021 lb	\$4,050.00
66491	67734	5 ft x 7 ft x 5 in	30,000 lb (15,000 kg)	1,448 lb	\$4,500.00
66492	67735	6 ft x 6 ft x 5 in	30,000 lb (15,000 kg)	1,438 lb	\$4,600.00
66493	67736	7 ft x 10 ft x 5 in	30,000 lb (15,000 kg)	3,372 lb	\$8,700.00
66494	67737	8 ft x 10 ft x 5 in	30,000 lb (15,000 kg)	3,699 lb	\$9,200.00
Canadian Weights and Measures Approved					
197355	197365	4 ft x 4 ft x 5 in	30,000 lb (15,000 kg)	675 lb	\$3,500.00
197356	197366	4 ft x 5 ft x 5 in	30,000 lb (15,000 kg)	839 lb	\$3,725.00
197357	197367	4 ft x 6 ft x 5 in	30,000 lb (15,000 kg)	1,071 lb	\$3,950.00
197358	197368	4 ft x 7 ft x 5 in	30,000 lb (15,000 kg)	1,200 lb	\$4,150.00
197359	197369	5 ft x 5 ft x 5 in	30,000 lb (15,000 kg)	1,021 lb	\$4,050.00
197360	197375	5 ft x 7 ft x 5 in	30,000 lb (15,000 kg)	1,448 lb	\$4,500.00
197361	197376	6 ft x 6 ft x 5 in	30,000 lb (15,000 kg)	1,438 lb	\$4,600.00
197363	197377	7 ft x 10 ft x 5 in	30,000 lb (15,000 kg)	3,372 lb	\$8,700.00
197364	197378	8 ft x 10 ft x 5 in	30,000 lb (15,000 kg)	3,699 lb	\$9,200.00

Options/Accessories

Part #	Description	Price
Consult	Access ramps, pit frames, bumper guards and portability frames available	See end of section for details
Consult	Smooth deck instead of diamond safety tread plate	No charge
40387	Anchor plate set, mild steel, 20,000 lb capacity models (optional)	\$48.00
40388	Anchor plate set, mild steel, 30,000 lb capacity models (optional)	\$48.00
Consult	Four drilled deck holes for scale height adjustment	\$40.00
19352	RoughDeck floor stand for indicator, 36.3 in high, mild steel	\$235.00
126384	RoughDeck floor stand for indicator, 48 in high, mild steel	\$260.00
Consult	Mild steel deck with RL32018S IP66 stainless steel cFMus approved load cells and hardware	+\$160.00 list price add-on
Consult	Mild steel deck with RL32218S-HE welded-seal IP69K stainless steel cFMus approved load cells and hardware	+\$300.00 list price add-on
Consult	Epoxy paint	+\$90.00 list price add on
Consult	Top access junction box	+\$100.00 list price add-on

NEW**RoughDeck PC**

Pancake Deck Cargo Scale

**Specifications****End Load Capacity:**

100% full scale at 20,000 lb

Cable Length:

20 ft (6.1 m) for connecting junction box to indicator

Threaded Eyebolt:

Four holes (3/4-10NC)

Warranty (limited):

RoughDeck PC weldment five years, load cells two years, all other components one year

The RoughDeck PC pancake cargo scale has wraparound ramps for easy vehicle access in all four directions. The PC pancake cargo scale is available as 10 x 10 feet with a capacity of 20,000 pounds.

Standard Features

- Top access JB4SS TuffSeal signal trim junction box
- Foot adjustment holes for leveling scale from above
- Four ball encapsulated feet
- Four IP66, alloy steel 10,000 lb load cells
- Epoxy paint for added protection. Ramps are painted yellow and scale is painted black to easily distinguish live weighing surface.
- 20ft Survivor EL147HE hostile environment load cell cable to connect scale to indicator. Cable can exit scale/ramp from any corner.
- Scale and wrap around ramps to access scale from all sides.
- Ramps have integrated foot keeper plates to keep scale in check with ramps.
- Holes in ramps to access internal anchor tabs from above. 16 anchor bolts at 3/4 in included
- All surfaces, diamond tread

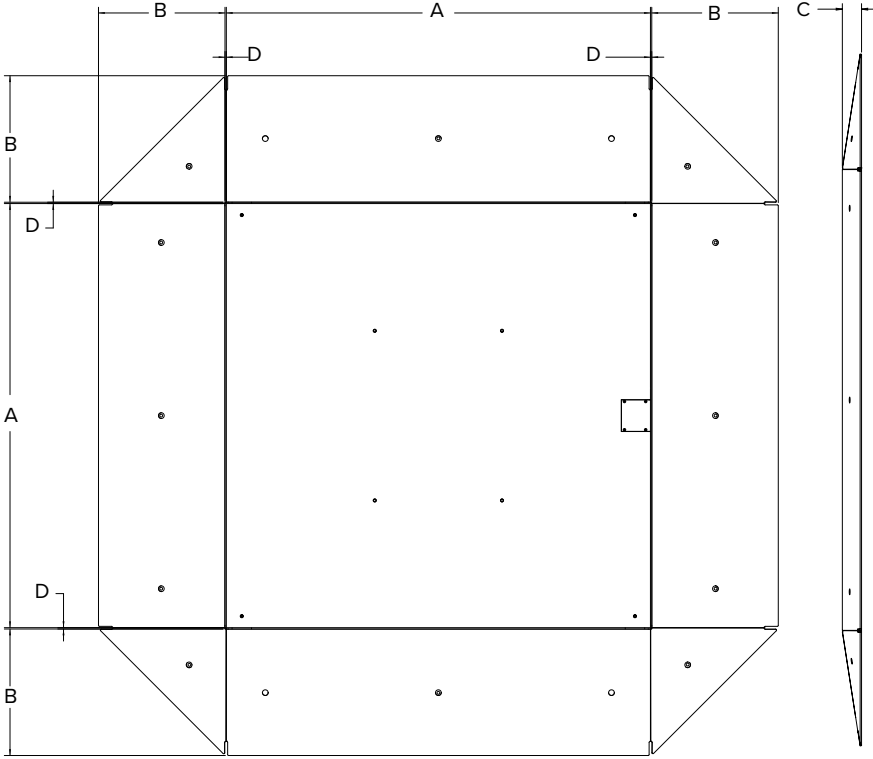
Part Number/Price

Part #	Overall Size (W x L x H)	Capacity	Est. Weight	Price
194338	Scale: 10 ft x 10 ft x 4 3/8 in Ramps: (4) 10 ft x 3 ft x 4 3/8 in Corners: (4) 4 ft 1 in x 3 ft x 4 3/8 in	20,000 lb	6,800 lb	\$17,650.00

NEW RoughDeck PC

Pancake Deck Cargo Scale

Dimensions			
A	120 in	C	4.37 in
B	35.8 in	D	0.38 in



FLOOR SCALES

www.ricelake.com | Phone: 800-472-6703

RICE LAKE

RoughDeck® CS

Coil Floor Scale



Specifications

Capacities:

Scale Capacity | Load Cell and Mount Capacity
 40,000 lb | Qty (4) 50,000 lb each
 60,000 lb | Qty (4) 50,000 lb each
 80,000 lb | Qty (4) 75,000 lb each

Warranty:

RoughDeck CS weldment five years, load cells two years, all other components one year

Approvals:

NTEP CC 11-068, Class III, 5,000 d

Standard Features

- Capacities: 40,000 lb to 80,000 lb, consult factory for custom capacities
- Deck thickness: 1/2 in smooth top plate
- JB4SS Tuffseal® signal trim junction box
- MVS self-checking mounting system, top access to load cells
- Black epoxy paint
- 20 ft SURVIVOR® EL147HE hostile environment load cell cable
- Ships unassembled with (8) concrete anchor bolts

APPROVALS

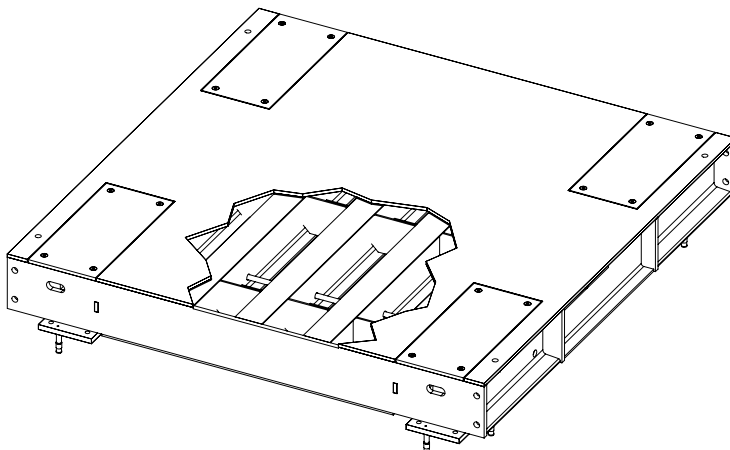


Part Number/Price

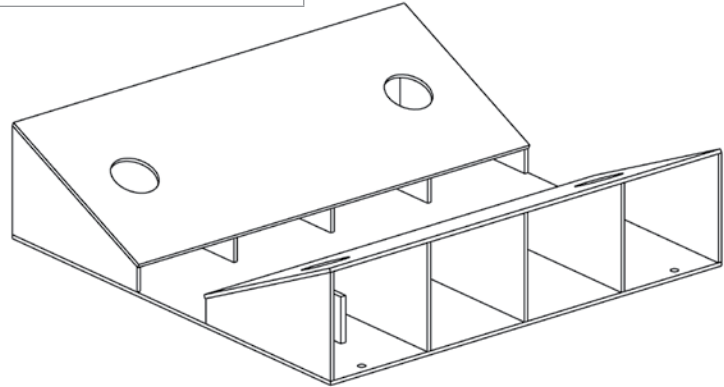
Part #	Size (W x L x H)	Capacity	Est. Weight	Price
107493	5 ft x 5 ft x 11 in	40,000 lb (20,000 kg)	1,900 lb	\$10,925.00
107494	5 ft x 5 ft x 11 in	60,000 lb (30,000 kg)	1,900 lb	\$10,925.00
107495	5 ft x 5 ft x 11 in	80,000 lb (40,000 kg)	1,900 lb	\$10,925.00
107496	6 ft x 6 ft x 11 in	40,000 lb (20,000 kg)	2,575 lb	\$12,650.00
107497	6 ft x 6 ft x 11 in	60,000 lb (30,000 kg)	2,575 lb	\$12,650.00
107498	6 ft x 6 ft x 11 in	80,000 lb (40,000 kg)	2,575 lb	\$12,650.00

Options/Accessories

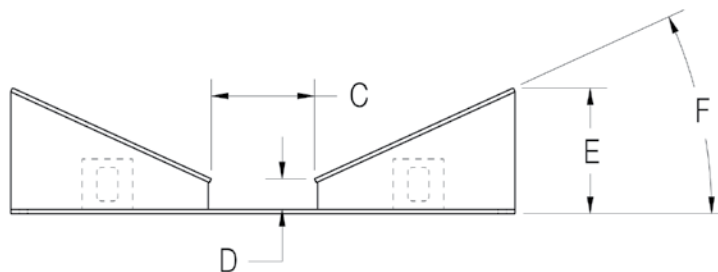
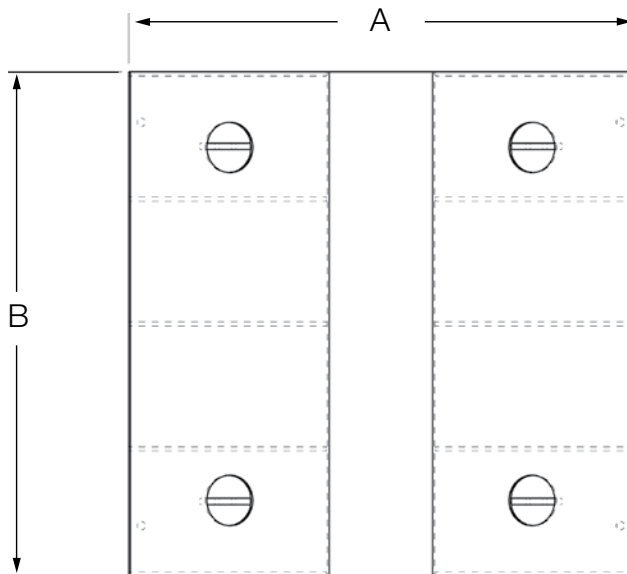
Part #	Description	Price
114678	V-Top coil cradle (5 ft x 5 ft scale)	\$2,875.00
114684	V-Top coil cradle (6 ft x 6 ft scale)	\$3,565.00
Consult	Pit coping	Consult



Dimensions			
5 ft x 5 ft V-Top Coil Cradle			
A	60 in	D	3.64 in
B	60 in	E	14.95 in
C	12.30 in	F	25°
6 ft x 6 ft V-Top Coil Cradle			
A	72 in	D	3.99 in
B	72 in	E	14.96 in
C	22.62 in	F	24°

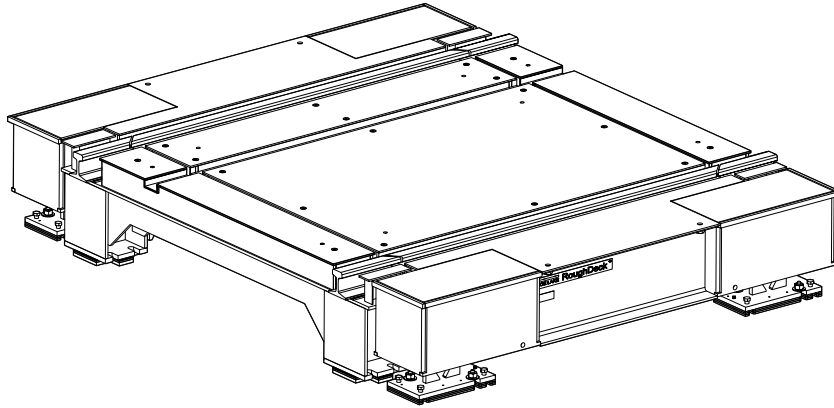


V-Top Coil Cradle



NEW RoughDeck® CS Rail Car Coil Scale

Top Access



Scale Capacity: _____

Rail Size: _____

 Is this a new installation or existing:
 ☐ New
 ☐ Existing

Size of Cart: _____

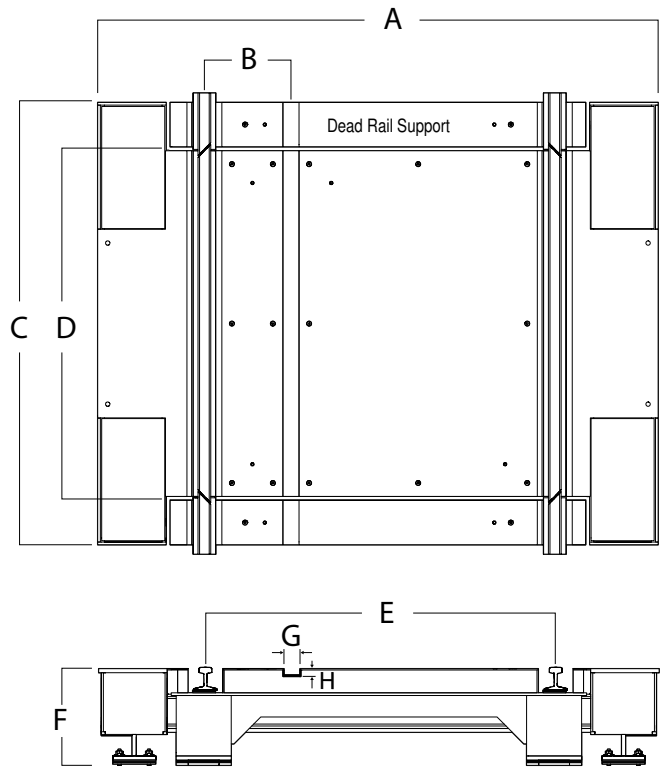
Size of Wheel Base: _____

 Is there a cable through required:
 ☐ Yes
 ☐ No

 Will it be grout or shim installation:
 ☐ Grout
 ☐ Shim

Scale Size

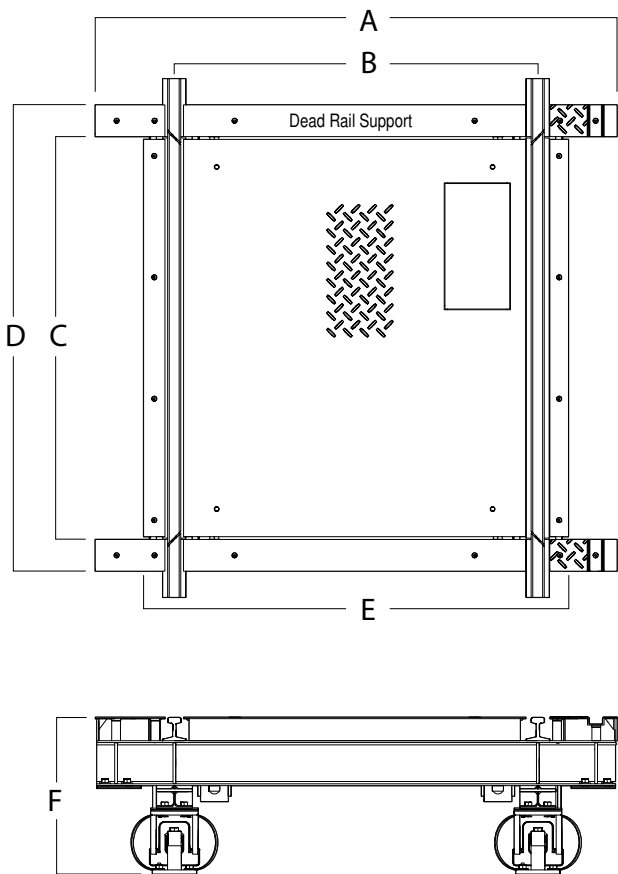
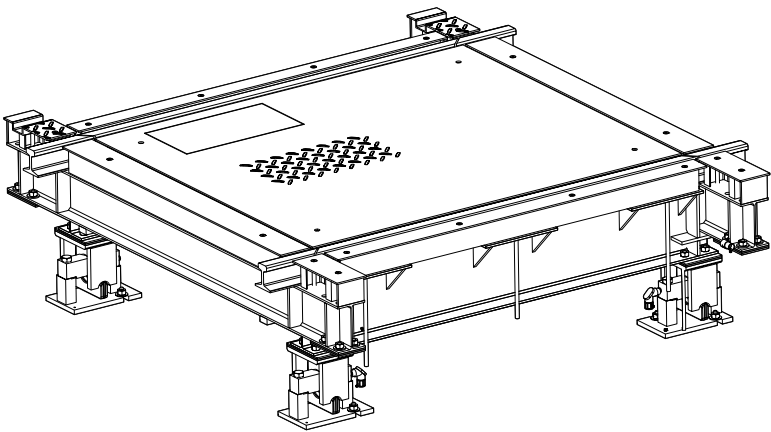
A (PIT WIDTH)	
B (RAIL TO CHANNEL ON CENTER)	
C (PIT OPENING)	
D (SCALE LENGTH)	
E (RAIL WIDTH ON CENTER)	
F (PIT DEPTH)	
G (CABLE CHANNEL WIDTH)	
H (CABLE CHANNEL DEPTH)	



NEW

RoughDeck® CS Rail Car Coil Scale

Under Beam Mount



Scale Capacity: _____

Rail Size: _____

Is this a new installation or existing: ☐ New ☐ Existing

Size of Cart: _____

Size of Wheel Base: _____

Will it be grout or shim installation: ☐ Grout ☐ Shim

Scale Size	
A (DEAD RAIL BEAM)	
B (RAIL WIDTH ON CENTER)	
C (SCALE LENGTH)	
D (PIT OPENING)	
E (SCALE WIDTH)	
F (PIT DEPTH)	

RoughDeck® SS

Stainless Steel Floor Scale



Specifications

End Load Capacity:

200% full scale at 1,000 lb
100% full scale at 2,000 lb and 5,000 lb
80% full scale at 10,000 lb

Cable Length:

20 ft (6.1 m) (for connecting junction box to indicator)

Threaded Eyebolt:

Hole (1/2-20 NF) located in center of deck for easy lifting

Warranty:

RoughDeck SS weldment five years, load cells two years, all other components one year

Approvals:

NTEP CC 92-001, Class III 5,000 d
Measurement Canada AM-4827, Class III 5,000 d

Standard Features

- Rugged non-corrosive design
- 304 stainless steel construction
- Rigid stainless steel channel frame
- Four stainless steel, NTEP Certified, IP66 shear beam load cells
- 20 ft of SURVIVOR® EL147HE hostile environment load cell cable
- Side access junction box
- TuffSeal® JB4SS stainless steel, NEMA Type 4X junction box with signal trim card
- Smooth stainless steel deck
- Four adjustable stainless steel SUREFOOT™ support feet

APPROVALS



Measurement
Canada
Approved



Part Number/Price

NTEP Approved Part #	Measurement Canada Approved Part #	Size (W x L x H)	Capacity	Est. Weight	Price
18663†	191958†	2.5 ft x 2.5 ft x 3.5 in	2,000 lb (1,000 kg)	173 lb	\$2,645.00
46239†	191959†	3 ft x 3 ft x 3.5 in	1,000 lb (500 kg)	232 lb	\$2,975.00
18664†	191960†	3 ft x 3 ft x 3.5 in	2,000 lb (1,000 kg)	232 lb	\$2,975.00
46241	191961	4 ft x 4 ft x 3.5 in	1,000 lb (500 kg)	375 lb	\$4,035.00
18665	191962	4 ft x 4 ft x 3.5 in	5,000 lb (2,500 kg)	375 lb	\$4,035.00
18666	191964	4 ft x 4 ft x 3.5 in	10,000 lb (5,000 kg)	490 lb	\$5,935.00
18667	191965	4 ft x 5 ft x 3.5 in	5,000 lb (2,500 kg)	437 lb	\$4,605.00
18668	191966	4 ft x 5 ft x 3.5 in	10,000 lb (5,000 kg)	567 lb	\$6,875.00
18671	191967	5 ft x 5 ft x 3.5 in	5,000 lb (2,500 kg)	541 lb	\$5,145.00
18672	191968	5 ft x 5 ft x 3.5 in	10,000 lb (5,000 kg)	696 lb	\$7,780.00
18675	191969	5 ft x 7 ft x 3.5 in	5,000 lb (2,500 kg)	734 lb	\$7,285.00
18676	191970	5 ft x 7 ft x 3.5 in	10,000 lb (5,000 kg)	929 lb	\$10,195.00

† Not recommended for use with pallet jacks

Options/Accessories

Part #	Description	Price
Consult	Access ramps, pit frames, bumper guards and portability frames available	See end of section for details
18778	Floor anchor plates, stainless steel (set of 2)	\$45.00
Consult	Four drilled deck holes for scale height adjustment	\$40.00
Consult	Top access junction box	+\$100.00 list price add-on
Consult	Stainless steel deck with RL32218S-HE hermetically sealed IP69K stainless steel cFMus approved load cells and hardware	+\$320.00 list price add-on
28740	RoughDeck floor stand for indicator, 36.3 in high, stainless steel	\$310.00
Consult	Stainless steel diamond tread plate safety deck	Consult
Consult	Forklift channel option (up to 5 ft x 7 ft, 10,000 lb, accommodates fork tines no larger than (W x H) 5 in x 2 in, fork entry is on opposite side of junction box location)	+\$1,500.00 list price add-on

Specifications

End Load Capacity:

100% full scale at 2,000 lb and 5,000 lb
80% full scale at 10,000 lb

Cable Length:

20 ft (6.1 m)

Threaded Eyebolt:

Hole (1/2-20 NF) located in center of deck for easy lifting

Warranty:

RoughDeck HE weldment five years, load cells two years, all other components one year

Approvals:

NTEP Certified, CC 92-001 Class III 5,000 d



Standard Features

- Rugged washdown design
- 304 stainless steel construction
- Rigid 304 stainless steel channel frame
- Four stainless steel, welded-seal, IP69K shear beam load cells
- 20 ft of SURVIVOR® EL147HE hostile environment load cell cable
- Remote TuffSeal® JB4SS stainless steel, NEMA Type 4X junction box with signal trim card for remote mounting
- Load cells protected on all four sides
- Smooth stainless steel deck

APPROVALS



Part Number/Price

NTEP Approved Part #	Measurement Canada Approved Part #	Size (W x L x H)	Capacity	Est. Weight	Price
18680 [†]	193293	2.5 ft x 2.5 ft x 3.5 in	2,000 lb (1,000 kg)	173 lb	\$2,965.00
18681 [†]	193294	3 ft x 3 ft x 3.5 in	2,000 lb (1,000 kg)	232 lb	\$3,295.00
18682	193296	4 ft x 4 ft x 3.5 in	5,000 lb (2,500 kg)	375 lb	\$4,355.00
18683	193297	4 ft x 4 ft x 3.5 in	10,000 lb (5,000 kg)	490 lb	\$6,255.00
18684	193298	4 ft x 5 ft x 3.5 in	5,000 lb (2,500 kg)	437 lb	\$4,925.00
18685	193307	4 ft x 5 ft x 3.5 in	10,000 lb (5,000 kg)	567 lb	\$7,195.00
18688	193308	5 ft x 5 ft x 3.5 in	5,000 lb (2,500 kg)	541 lb	\$5,465.00
18689	193309	5 ft x 5 ft x 3.5 in	10,000 lb (5,000 kg)	696 lb	\$8,100.00
18692	193310	5 ft x 7 ft x 3.5 in	5,000 lb (2,500 kg)	734 lb	\$7,605.00
18693	193311	5 ft x 7 ft x 3.5 in	10,000 lb (5,000 kg)	929 lb	\$10,515.00

[†] Not recommended for use with pallet jacks

Options/Accessories

Part #	Description	Price
Consult	Access ramps, pit frames, bumper guards and portability frames available	See end of section for details
18778	Floor anchor plates, stainless steel (set of two)	\$45.00
Consult	Four drilled deck holes for scale height adjustment	\$40.00
28740	RoughDeck floor stand for indicator, 36.3 in high, stainless steel	\$310.00
Consult	Stainless steel diamond treadplate safety deck	Consult
Consult	Forklift channel option (up to 5 ft x 7 ft, 10,000 lb, accommodates fork tines no larger than (W x H) 5 in x 2 in, fork entry is on opposite side of junction box location	+\$1,500.00 list price add-on

AutoLift HE

Pit-type, Hostile Environment Stainless Steel Lift Floor Scale



Specifications

End Load Capacity:

100% full scale at 2,000 lb and 5,000 lb
80% full scale at 10,000 lb

Cable Length:

20 ft (6.1 m)

Welding:

Stitch, consult factory if continuous is required

Threaded Eyebolt:

Hole (1/2-20 NF) located in center of deck for easy lifting

Warranty:

AutoLift HE weldment five years, load cells two years, all other components one year

Standard Features

- Includes scale, pit frame, pit coping and pneumatic control box
- Rugged washdown design
- 304 stainless steel construction
- Rigid 304 stainless steel channel frame
- Manual, drop-in-place, safety bar
- Four stainless steel, hermetically sealed, IP69K shear beam load cells
- Load cells protected on all four sides
- 20 ft of SURVIVOR® hostile environment load cell cable
- Remote TuffSeal® JB4SS stainless steel NEMA Type 4X junction box
- Smooth stainless steel deck
- Four adjustable stainless steel SUREFOOT™ support feet
- Requires 85-100 psi air pressure, opens 43 degrees
- Air lines and pneumatic regulator included; conduit for load cell cable from junction box to indicator is not included

APPROVALS



The pneumatic control box must be located in the safe area.

Part Number/Price

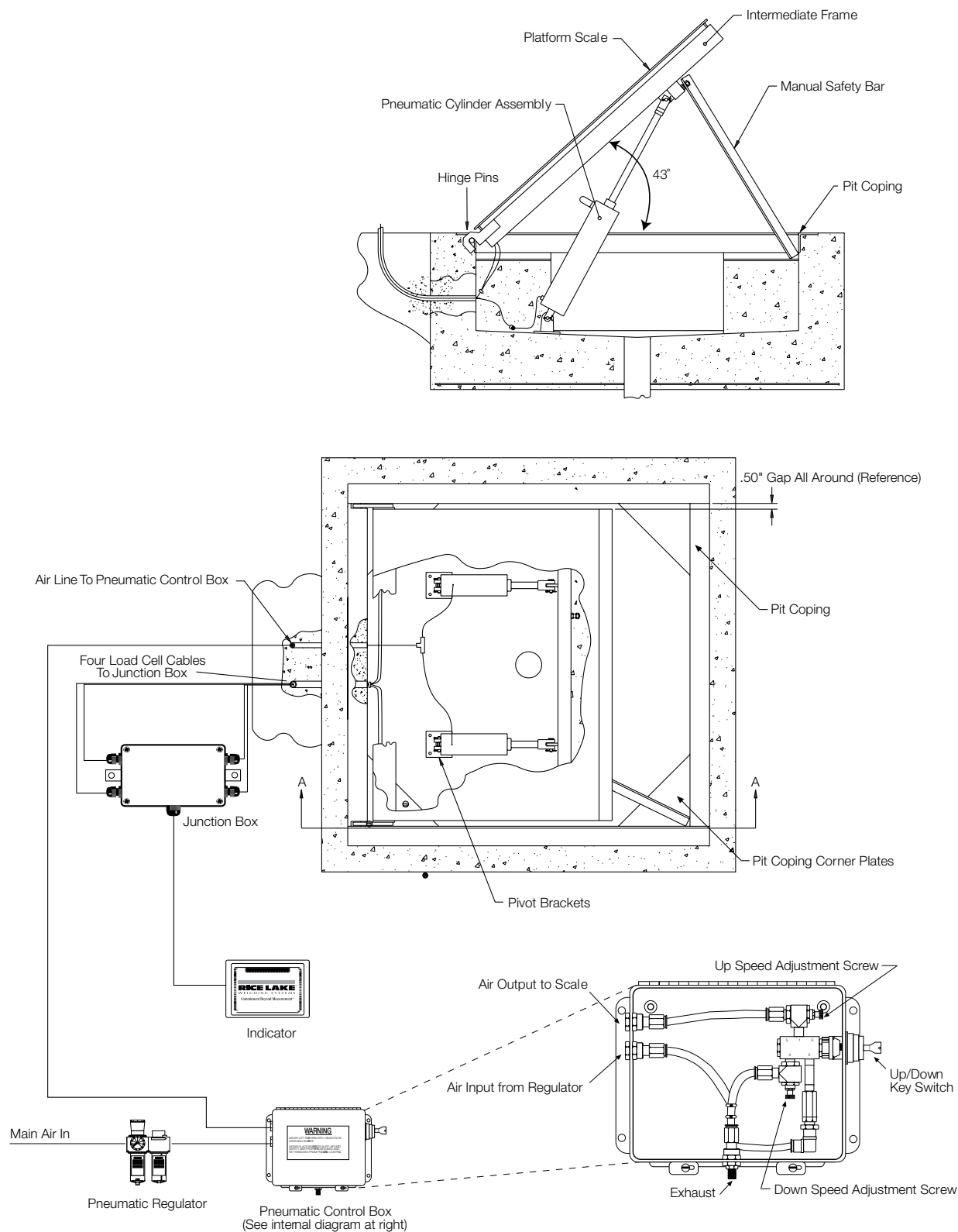
Part #	Size (W x L)	Capacity	Est. Weight	Price
42207	4ft x 4ft	2,000 lb (1,000 kg)	640 lb	\$13,995.00
42208	4 ft x 4 ft	5,000 lb (2,500 kg)	640 lb	\$13,995.00
42209	4 ft x 4 ft	10,000 lb (5,000 kg)	750 lb	\$14,495.00
42211	5 ft x 5 ft	2,000 lb (1,000 kg)	830 lb	\$16,795.00
42212	5 ft x 5 ft	5,000 lb (2,500 kg)	830 lb	\$16,795.00
42213	5 ft x 5 ft	10,000 lb (5,000 kg)	1,050 lb	\$17,295.00

Options/Accessories

Part #	Description	Price
Consult	Four drilled deck holes for scale height adjustment	\$40.00
28740	Floor stand for indicator, 36.3 in high stainless steel	\$310.00

AutoLift HE

Pit-type, Hostile Environment Stainless Steel Lift Floor Scale



RoughDeck® QC-X

Quick Clean Extreme Lift Floor Scale with Solid Plate Base



Specifications

End Load Capacity:

100% full scale at 5,000 lb
80% full scale at 10,000 lb

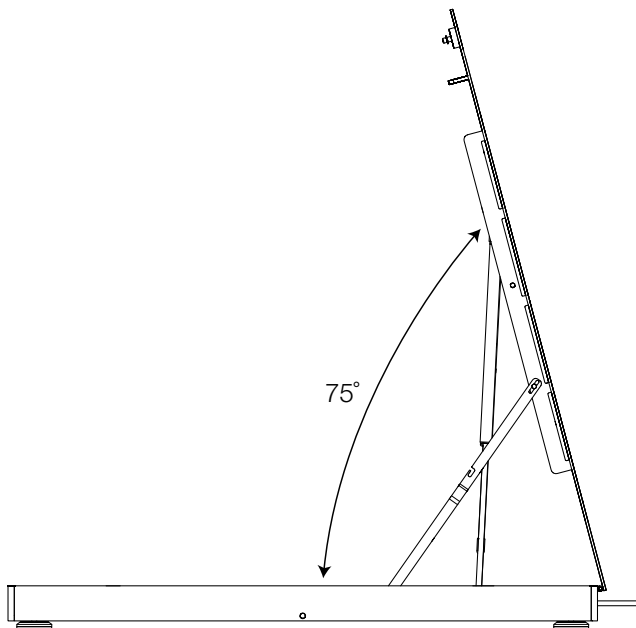
Warranty:

RoughDeck QC-X weldment five years, load cells two years, all other components one year

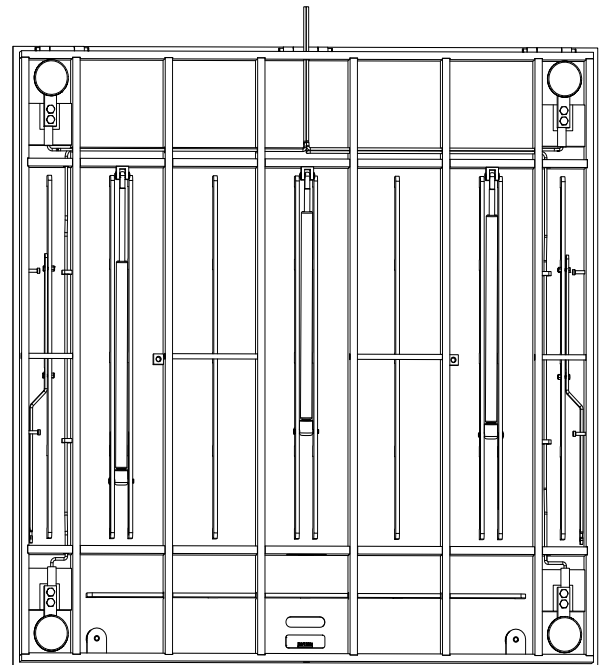
Standard Features

- Rugged washdown design, rigid 304 stainless steel frame constructed with continuous welds
- Manual drop-in-place safety bars
- Four stainless steel, hermetically sealed, IP69K shear-beam load cells
- 20 ft of SURVIVOR® EL147HE hostile environment cable for connecting junction box to indicator
- Remote TuffSeal® JB4SS stainless steel NEMA Type 4X junction box can be mounted up to 15 ft away
- 1/4 in top plate
- Four adjustable stainless steel SUREFOOT™ support feet
- Top plate opens 75 degrees
- Tool-less top plate lock downs
- Top plate available with a smooth deck or diamond treadplate
- Two 1/2-20NF threaded eyebolt holes for lifting scale into pit frame

APPROVALS



Upright position



Underdeck View

RoughDeck® QC-X


Quick Clean Extreme Lift Floor Scale with Solid Plate Base

Part Number/Price

Part #	Size (W x L x H)	Capacity	Est. Weight	Price
Smooth Top Plate				
175686	4 ft x 4 ft x 4.625 in	5,000 lb (2,500 kg)	650 lb	\$8,995.00
175689	4 ft x 4 ft x 4.625 in	10,000 lb (5,000 kg)	650 lb	\$8,995.00
175694	5 ft x 5 ft x 4.625 in	5,000 lb (2,500 kg)	950 lb	\$11,495.00
175695	5 ft x 5 ft x 4.625 in	10,000 lb (5,000 kg)	950 lb	\$11,495.00
Diamond Tread Top Plate				
175688	4 ft x 4 ft x 4.625 in	5,000 lb (2,500 kg)	650 lb	\$9,875.00
175690	4 ft x 4 ft x 4.625 in	10,000 lb (5,000 kg)	650 lb	\$9,875.00
175696	5 ft x 5 ft x 4.625 in	5,000 lb (2,500 kg)	950 lb	\$12,870.00
175697	5 ft x 5 ft x 4.625 in	10,000 lb (5,000 kg)	950 lb	\$12,870.00

Options/Accessories

Part #	Description	Price
28740	RoughDeck floor stand for indicator, 36.3 in high, stainless steel	\$310.00
18778	Floor anchor plates, stainless steel (set of two)	\$45.00
Pit Frames (W x L)		
175691	4 ft x 4 ft	\$1,795.00
175698	5 ft x 5 ft	\$2,150.00
Ramps (Diamond Treadplate Standard)		
175692	4 ft x 3 ft x 4.625 in, fits hinge/handhole side	\$3,125.00
175693	4 ft x 4 ft x 4.625 in, fits hinge/handhole side	\$3,475.00
175699	5 ft x 3 ft x 4.625 in, fits hinge/handhole side	\$3,475.00
175700	5 ft x 4 ft x 4.625 in, fits hinge/handhole side	\$3,825.00
178840	4 ft x 3 ft x 4.625 in, fits side of scale	\$3,125.00
178849	4 ft x 4 ft x 4.625 in, fits side of scale	\$3,475.00
178850	5 ft x 3 ft x 4.625 in, fits side of scale	\$3,475.00
178851	5 ft x 4 ft x 4.625 in, fits side of scale	\$3,825.00



RoughDeck® QC

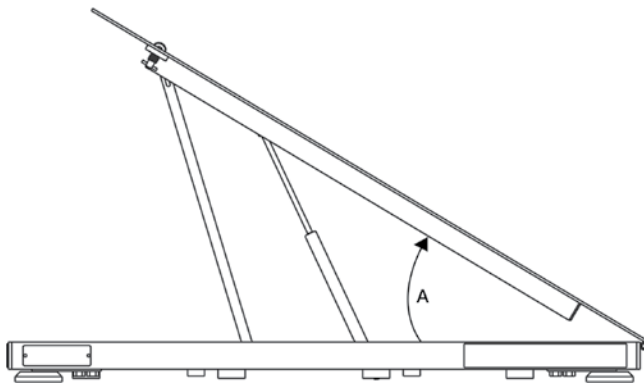
Quick Clean Stainless Steel Lift Floor Scale



Standard RoughDeck QC is not designed for fork truck traffic or point loading. Please consult factory for pricing on RoughDeck QC special if your application involves either.

Standard Features

- Rugged washdown design
- Smooth, 304 stainless steel top deck
- Rigid 304 stainless steel tube frame
- Manual drop-in-place safety bar
- Four stainless steel, hermetically sealed, IP69K shear-beam load cells
- 20 ft of SURVIVOR® EL147HE hostile environment load cell cable
- Remote TuffSeal® JB4SS stainless steel NEMA Type 4X junction box
- 3/16 in thick smooth top plate
- 4 adjustable stainless steel SUREFOOT™ support feet



(Upright position)

(Hinges are located on "L" dimension)

Dimensions

A	Size of Scale	Degrees
	2.5 ft x 2.5 ft	37
	3 ft x 3 ft	30
	4 ft x 4 ft	30
	4 ft x 5 ft	30
	4 ft x 6 ft	26
	5 ft x 5 ft	25
	5 ft x 7 ft	24

Specifications

End Load Capacity:

100% full scale at 2,000 lb and 5,000 lb
80% full scale at 10,000 lb

Cable Length:

20 ft (6.1 m) (for connecting junction box to indicator)

Remote Junction Box:

Stainless steel enclosure can be located up to 10 ft away from scale

Welding:

Stitch, consult if continuous is required

Threaded Eyebolt Hole:

1/2-20 NF located in center of deck for easy lifting

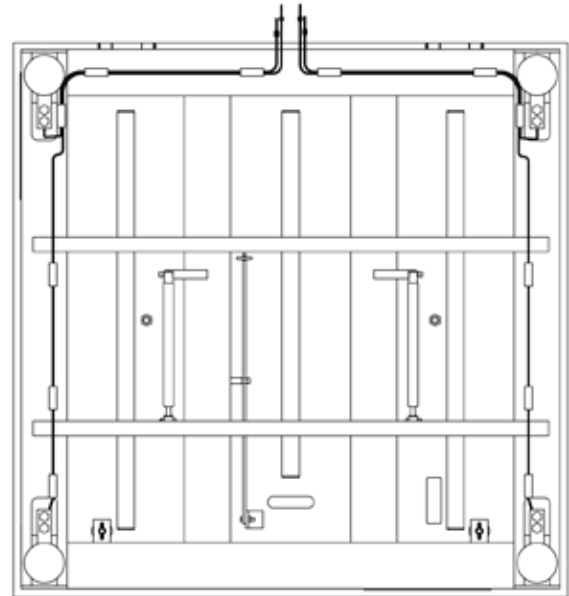
Warranty:

RoughDeck QC weldment five years, load cells two years, all other components one year

Approvals:

NTEP CC 92-001, Class III 5,000 d

APPROVALS



Underdeck View

Part Number/Price

Part #	Size (W x L x H)	Capacity	Est. Weight	Price
50402	2.5 ft x 2.5 ft x 3.5 in	2,000 lb (1,000 kg)	158 lb	\$5,365.00
50403	3 ft x 3 ft x 3.5 in	2,000 lb (1,000 kg)	208 lb	\$5,815.00
50404	4 ft x 4 ft x 3.5 in	2,000 lb (1,000 kg)	338 lb	\$6,465.00
50405	4 ft x 4 ft x 3.5 in	5,000 lb (2,500 kg)	338 lb	\$6,465.00
50406	4 ft x 4 ft x 4.5 in	10,000 lb (5,000 kg)	447 lb	\$6,915.00
50407	4 ft x 5 ft x 3.5 in	2,000 lb (1,000 kg)	406 lb	\$7,130.00
50408	4 ft x 5 ft x 4.5 in	5,000 lb (2,500 kg)	406 lb	\$7,130.00
50409	4 ft x 5 ft x 4.5 in	10,000 lb (5,000 kg)	540 lb	\$7,790.00
50410	4 ft x 6 ft x 4.5 in	2,000 lb (1,000 kg)	477 lb	\$7,790.00
50411	4 ft x 6 ft x 4.5 in	5,000 lb (2,500 kg)	477 lb	\$7,790.00
50412	4 ft x 6 ft x 5.5 in	10,000 lb (5,000 kg)	637 lb	\$8,465.00
50413	5 ft x 5 ft x 4.5 in	2,000 lb (1,000 kg)	478 lb	\$7,755.00
50414	5 ft x 5 ft x 4.5 in	5,000 lb (2,500 kg)	478 lb	\$7,755.00
50415	5 ft x 5 ft x 4.5 in	10,000 lb (5,000 kg)	637 lb	\$9,595.00
50416	5 ft x 7 ft x 5.5 in	2,000 lb (1,000 kg)	705 lb	\$10,290.00
50417	5 ft x 7 ft x 5.5 in	5,000 lb (2,500 kg)	705 lb	\$10,290.00
50418	5 ft x 7 ft x 5.5 in	10,000 lb (5,000 kg)	908 lb	\$11,390.00

Options/Accessories

Part #	Size (W x L x H)	Est. Weight	Price
28740	RoughDeck floor stand for indicator, 36.3 in high, stainless steel		\$310.00
Consult	Stainless steel diamond treadplate safety deck		Consult
18778	Floor anchor plates, stainless steel (set of two)		\$45.00

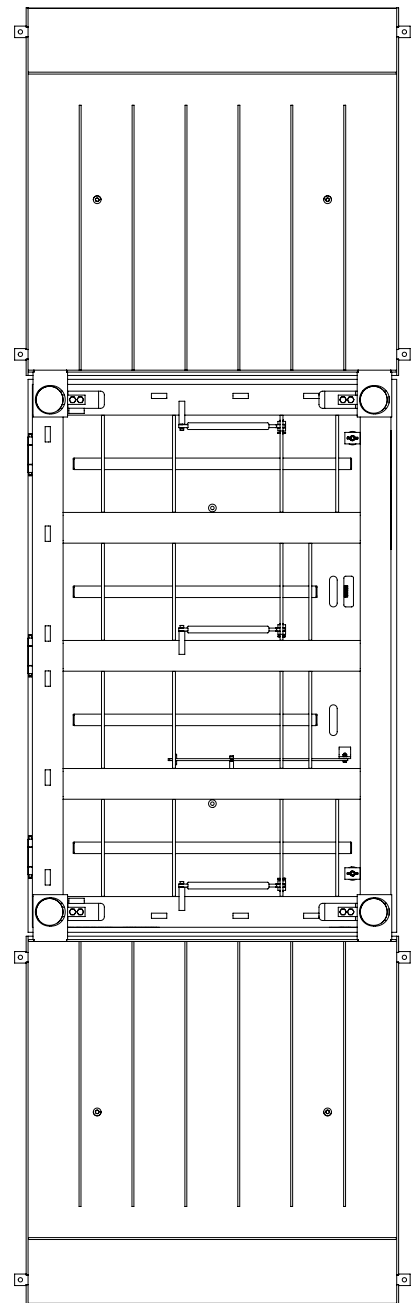
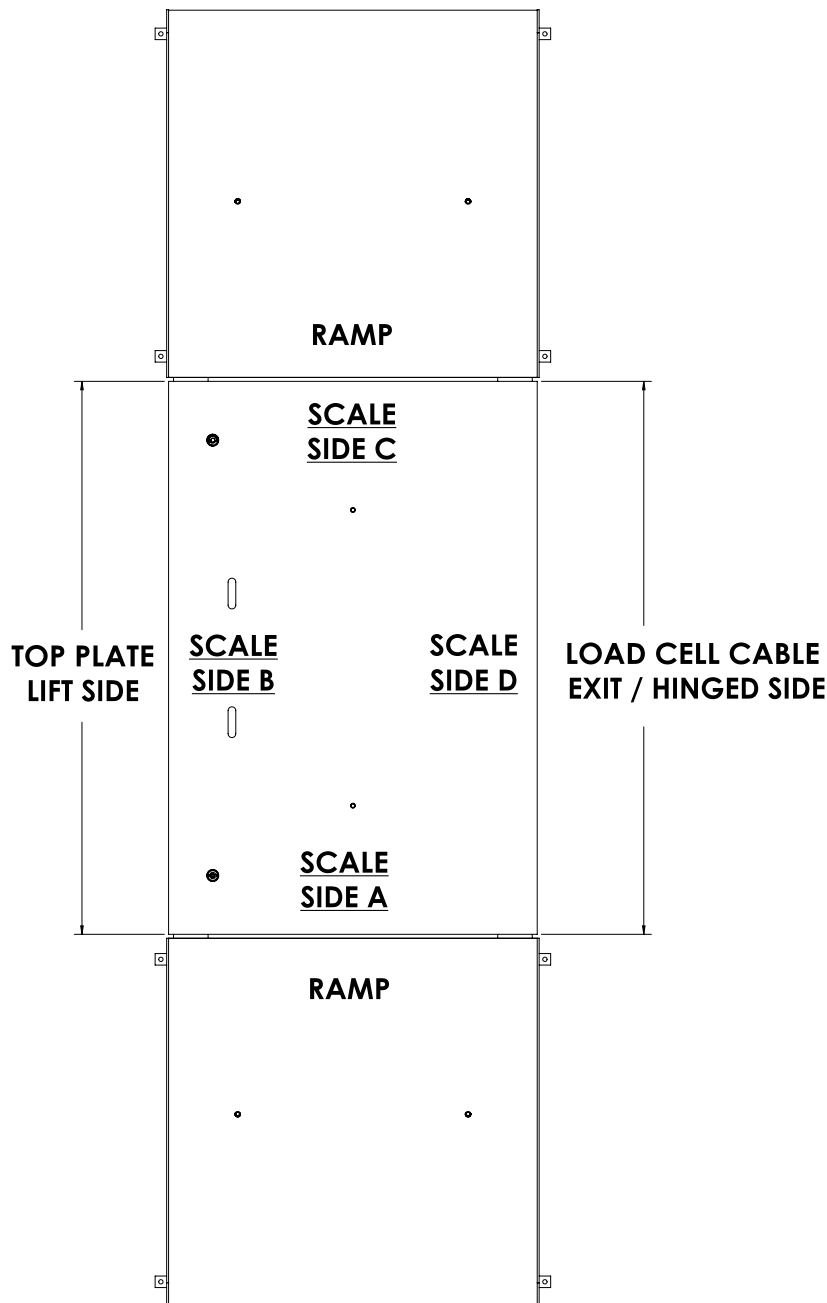
RoughDeck® QC

Access Ramps and Pit Frames

Part Number/Price

Part #	Size (W x L x H)	Est. Weight	Price
Access Ramps (Diamond Treadplate Standard) (W x L x H)			
69193	2.5 ft x 4.0 ft x 3.5 in (works with PN 50402)	152 lb	\$1,335.00
69194	3.0 ft x 4.0 ft x 3.5 in (works with PN 50403)	177 lb	\$1,335.00
69195	4.0 ft x 4.0 ft x 3.5 in (works with PN 50404, 50405 and 50407)	224 lb	\$1,855.00
69217	4.0 ft x 4.0 ft x 4.5 in (works with PN 50406, 50408, 50410 and 50411)	234 lb	\$1,875.00
69218	4.0 ft x 4.0 ft x 4.5 in (works with PN 50409)	234 lb	\$1,875.00
69222	4.0 ft x 5.0 ft x 5.5 in (works with PN 50412)	330 lb	\$2,420.00
69219	5.0 ft x 4.0 ft x 4.5 in (works with PN 50413 and 50414)	272 lb	\$2,285.00
69220	5.0 ft x 4.0 ft x 4.5 in (works with PN 50415)	272 lb	\$2,285.00
69223	5.0 ft x 5.0 ft x 5.5 in (works with PN 50416, 50417 and 50418)	380 lb	\$2,995.00
Pit Frames (W x L x D)			
64768	2.5 ft x 2.5 ft x 4 in (works with PN 50402)	89 lb	\$1,035.00
64769	3.0 ft x 3.0 ft x 4 in (works with PN 50403)	102 lb	\$1,035.00
64770	4.0 ft x 4.0 ft x 4 in (works with PN 50404 and 50405)	127 lb	\$1,335.00
64771	4.0 ft x 4.0 ft x 5 in (works with PN 50406)	158 lb	\$1,535.00
64772	4.0 ft x 5.0 ft x 4 in (works with PN 50407)	140 lb	\$1,535.00
64773	4.0 ft x 5.0 ft x 5 in (works with PN 50408)	175 lb	\$1,715.00
64774	4.0 ft x 5.0 ft x 5 in (works with PN 50409)	175 lb	\$1,715.00
64775	4.0 ft x 6.0 ft x 5 in (works with PN 50410 and 50411)	191 lb	\$1,875.00
64776	4.0 ft x 6.0 ft x 6 in (works with PN 50412)	225 lb	\$1,975.00
64777	5.0 ft x 5.0 ft x 5 in (works with PN 50413 and 50414)	191 lb	\$1,875.00
64778	5.0 ft x 5.0 ft x 5 in (works with PN 50415)	191 lb	\$1,875.00
64779	5.0 ft x 7.0 ft x 6 in (works with PN 50416, 50417 and 50418)	270 lb	\$2,215.00


Part numbered ramps are designed to fit scale sides A or C, if you need a ramp to fit scale side B or D please request a quote for a special ramp



Part numbered ramps are designed to fit scale sides A or C, if you need a ramp to fit scale side B or D please request a quote for a special ramp

RoughDeck® SD

Sanitary Deck Floor Scale



Important NOTE: Applications where oily substances may be spilled could cause the deck to become slippery—caution should be used.

Specifications

End Load Capacity:

100% full scale at 2,000 lb and 5,000 lb
80% full scale at 10,000 lb

Cable Length:

20 ft (6.1 m) (for connecting junction box to indicator)

Remote Junction Box:

Stainless steel enclosure can be located up to 10 ft away from scale

Warranty:

RoughDeck SD weldment and load cells two years, all other components one year

Approvals:

NTEP CC 92-001, Class III 5,000 d

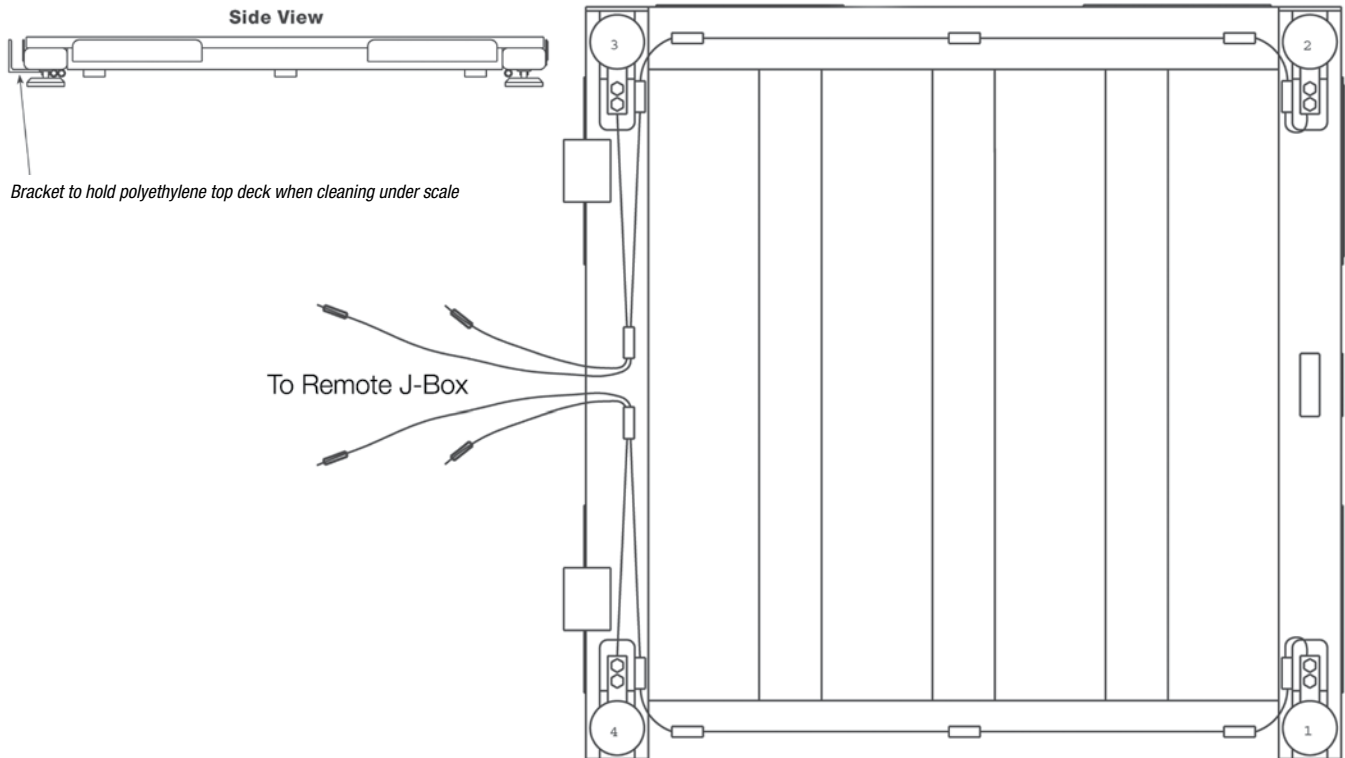
Standard Features

- Rugged washdown design
- 304 stainless steel construction
- Rigid stainless steel tube frame
- Four stainless steel, hermetically sealed, IP69K shear-beam load cells
- Load cells protected on all four sides
- 20 ft (6 m) of SURVIVOR® EL147HE hostile environment load cell cable
- Remote TuffSeal® JB4SS stainless steel NEMA Type 4X junction box
- Four adjustable stainless steel SUREFOOT™ support feet
- Removable polyethylene deck (deck weight: 80 lb (36.6 kg) on 4 ft x 4 ft size)
- Side brackets to hold deck during washdown

APPROVALS



Underdeck View



Part Number/Price

Part #	Size (W x L x H)	Capacity	Est. Weight	Price
50385	2.5 ft x 2.5 ft x 4.4 in	2,000 lb	158 lb	\$4,200.00
50386	3 ft x 3 ft x 4.4 in	2,000 lb	208 lb	\$4,315.00
50387	4 ft x 4 ft x 4.4 in	2,000 lb	338 lb	\$4,530.00
50388	4 ft x 4 ft x 4.4 in	5,000 lb	338 lb	\$4,530.00
50389	4 ft x 4 ft x 5.4 in	10,000 lb	447 lb	\$4,755.00
50390	4 ft x 5 ft x 4.4 in	2,000 lb	406 lb	\$4,975.00
50391	4 ft x 5 ft x 5.4 in	5,000 lb	406 lb	\$4,975.00
50392	4 ft x 5 ft x 5.4 in	10,000 lb	540 lb	\$5,190.00
50393	4 ft x 6 ft x 5.4 in	2,000 lb	477 lb	\$5,420.00
50394	4 ft x 6 ft x 5.4 in	5,000 lb	477 lb	\$5,420.00
50395	4 ft x 6 ft x 6.4 in	10,000 lb	637 lb	\$5,965.00
50396*	5 ft x 5 ft x 5.4 in	2,000 lb	478 lb	\$5,420.00
50397*	5 ft x 5 ft x 5.4 in	5,000 lb	478 lb	\$5,420.00
50398*	5 ft x 5 ft x 5.4 in	10,000 lb	637 lb	\$5,965.00
50399*	5 ft x 7 ft x 6.4 in	2,000 lb	705 lb	\$7,510.00
50400*	5 ft x 7 ft x 6.4 in	5,000 lb	705 lb	\$7,510.00
50401*	5 ft x 7 ft x 6.4 in	10,000 lb	908 lb	\$8,495.00

* Constructed of two pieces of polyethylene to make up the top deck.

Options/Accessories

Part #	Description	Price
28740	RoughDeck floor stand for indicator, 36.3 in high, stainless steel	\$310.00
18778	Floor anchor plates, stainless steel (set of 2)	\$45.00

Consult factory for these additional options:

- Access ramps
- Pit frames

RoughDeck® PW-1 Mild Steel

Low-profile Pallet Weighing Floor Scale



APPROVALS



Specifications

End Load Capacity:

80% full scale at 2,500 lb
100% full scale at 5,000 lb

Cable Length:

20 ft (6.1 m) for connecting junction box to indicator

Warranty:

Load cells two years, all other components one year

Standard Features

- Low-profile design
- 20 feet SURVIVOR® EL147HE hostile environment load cell cable
- Top-access junction box
- TuffSeal JB4SS stainless steel, NEMA Type 4X junction box with signal trim card
- Four adjustable stainless steel SUREFOOT™ support feet
- Four alloy steel shear beam load cells

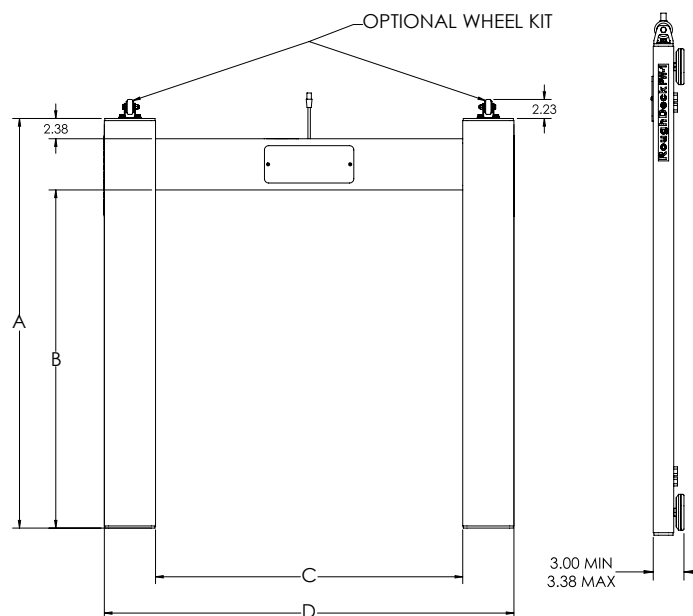
Part Number/Price

Part #	Size (W x L x H)	Capacity	Est. Weight	Price
177904	48 in x 48 in x 3 in	2,500 lb	200 lb	\$1,610.00
177905	48 in x 60 in x 3 in	2,500 lb	210 lb	\$1,760.00
177906	60 in x 60 in x 3 in	2,500 lb	235 lb	\$1,960.00
177907	48 in x 48 in x 3 in	5,000 lb	200 lb	\$1,610.00
177908	48 in x 60 in x 3 in	5,000 lb	210 lb	\$1,760.00
177909	60 in x 60 in x 3 in	5,000 lb	235 lb	\$1,960.00

Options/Accessories

Part #	Description	Price
18777	Floor anchor plates, mild steel (set of 2)	\$35.00
19352	RoughDeck floor stand for indicator, 36.3 in high, mild steel	\$235.00
126384	RoughDeck floor stand for indicator, 48 in high, mild steel	\$260.00
178250	Wheel kit option	\$95.00
Consult	Mild steel deck with RL32018S IP66 stainless steel cFMus approved load cells and hardware	+\$120.00 list price add-on
Consult	Mild steel deck with RL32218S-HE hermetically sealed IP69K stainless steel cFMus approved load cells and hardware	+\$440.00 list price add-on
Consult	Epoxy paint	+\$90.00 list price add-on

Dimensions	
4 ft x 4 ft (160 lb)	
A	48.00 in
B	39.63 in
C	36.00 in
D	48.00 in
4 ft x 5 ft (170 lb)	
A	48.00 in
B	39.63 in
C	48.00 in
D	60.00 in
5 ft x 5 ft (195 lb)	
A	60.00 in
B	51.63 in
C	48.00 in
D	60.00 in



RoughDeck® PW-1 Stainless Steel

Low-profile Pallet Weighing Floor Scale

Specifications

End Load Capacity:

80% full scale at 2,500 lb
100% full scale at 5,000 lb

Cable Length:

20 ft (6.1 m) for connecting junction box to indicator

Warranty:

Load cells two years, all other components one year

Standard Features

- Low-profile design
- 20 feet SURVIVOR® EL147HE hostile environment load cell cable
- Top-access junction box
- TuffSeal JB4SS stainless steel, NEMA Type 4X junction box with signal trim card
- Four adjustable stainless steel SUREFOOT™ support feet
- Four stainless steel, IP66 shear beam load cells



APPROVALS

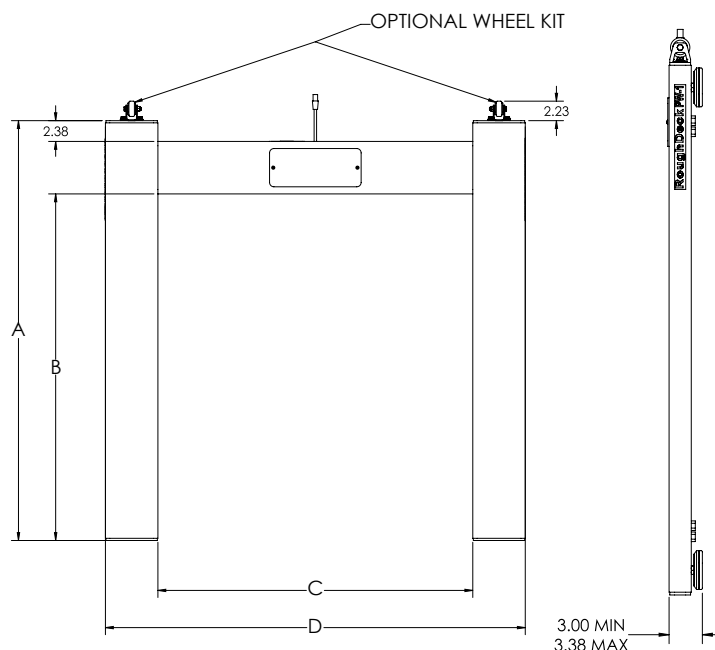


Part Number/Price

Part #	Size (W x L x H)	Capacity	Est. Weight	Price
177910	48 in x 48 in x 3 in	2,500 lb	200 lb	\$3,500.00
177911	48 in x 60 in x 3 in	2,500 lb	210 lb	\$3,700.00
177912	60 in x 60 in x 3 in	2,500 lb	235 lb	\$3,900.00
177913	48 in x 48 in x 3 in	5,000 lb	200 lb	\$3,500.00
177914	48 in x 60 in x 3 in	5,000 lb	210 lb	\$3,700.00
177915	60 in x 60 in x 3 in	5,000 lb	235 lb	\$3,900.00

Options/Accessories


Part #	Description	Price
18778	Floor anchor plates, stainless steel (set of 2)	\$45.00
28740	RoughDeck floor stand for indicator, 36.3 in high, stainless steel	\$310.00
178250	Wheel kit option	\$95.00
Consult	Stainless steel deck with RL32218S-HE hermetically sealed IP69K stainless steel cFMus approved load cells and hardware	+\$320.00 list price add-on



Dimensions	
4 ft x 4 ft (160 lb)	
A	48.00 in
B	39.63 in
C	36.00 in
D	48.00 in
4 ft x 5 ft (170 lb)	
A	48.00 in
B	39.63 in
C	48.00 in
D	60.00 in
5 ft x 5 ft (195 lb)	
A	60.00 in
B	51.63 in
C	48.00 in
D	60.00 in

RoughDeck® BDP Mild Steel

Barrel, Drum, Pallet Scale – Stationary Model



Standard Features

- Live siderails
- Top access foot adjustment holes (holes are 1/2-13 threaded for lifting scale)
- Four adjustable stainless steel SUREFOOT™ support feet
- TuffSeal® JB4SS stainless steel, NEMA Type 4X junction box with signal trim card
- Diamond tread top plate
- Alloy steel load cells

APPROVALS



Measurement
Canada
Approved



Specifications

End Load Capacity:

1,000 lb: 100% full scale
2,500 lb: 80% full scale

Cable Length:

10 ft (3 m)

Threaded Eyebolt:

Hole (1/2-13 NC) located in center of deck for easy lifting

Warranty:

RoughDeck BDP weldment three years, load cells two years, all other components one year

Approvals:

NTEP CC 03-060, Class III 2,500 d
Measurement Canada AM-5578
(500 kg) Class III 2,500 d
(1,000 kg) Class III 2,000 d

Part Number/Price

Part #	Size (W x L) Not Including Side Rails	Capacity (Canadian Approved Capacities)	Est. Weight	Price
77962	30 in x 31 in	1,000 lb (500 kg)	205 lb	\$1,725.00
77963	30 in x 31 in	2,500 lb (1,000 kg)	205 lb	\$1,725.00
77964	36 in x 37 in	1,000 lb (500 kg)	265 lb	\$1,850.00
77965	36 in x 37 in	2,500 lb (1,000 kg)	265 lb	\$1,850.00
Access Ramps				
78011	30 in x 12 in (sold individually)		25 lb	\$225.00
78012	36 in x 12 in (sold individually)		30 lb	\$225.00

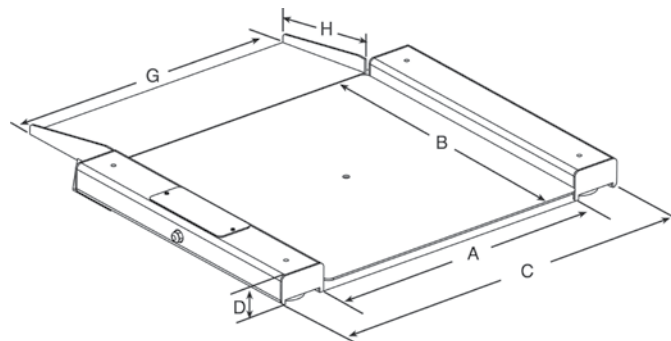
Options/Accessories

Part #	Description	Price
18777	Floor anchor plates, mild steel, set of 2 (for use with static scale, without ramps)	\$35.00
19352	RoughDeck floor stand for indicator, 36.3 in high, mild steel (for use with static scale)	\$235.00
126384	RoughDeck floor stand for indicator, 48 in high, mild steel	\$260.00
Consult	Mild steel deck with RL32018S IP66 stainless steel (cFMus approved) load cells, and hardware	+\$120.00 list price add-on
Consult	Mild steel deck with RL32218S-HE hermetically sealed IP69K stainless steel cFMus approved load cells and hardware	+\$440.00 list price add-on

Dimensions Roughdeck BDP with access ramp

30 in x 31 in models				
A	30.0 in (762 mm)	D	3.31 in (84.1 mm)	
B	31.0 in (787.4 mm)	G	30.0 in (762 mm)	
C	40.0 in (1016 mm)	H	12.0 in (304.8 mm)	
36 in x 37 in models				
A	36.0 in (914.4 mm)	D	3.31 in (84.1 mm)	
B	37.0 in (939.8 mm)	G	36.0 in (914.4 mm)	
C	46.0 in (1168.4 mm)	H	12.0 in (304.8 mm)	

Distance from floor to top of center weighing surface: 1.625 in (41.2 mm)
Distance from floor to bottom of weighing surface: 0.31 in (7.87 mm)



RoughDeck® BDP Mild Steel

Barrel, Drum, Pallet Scale – Portable Model

Specifications

End Load Capacity:

1,000 lb: 100% full scale
2,500 lb: 80% full scale

Cable Length:

10 ft (3 m)

Threaded Eyebolt:

Hole (1/2-13 NC) located in center of deck for easy lifting

Warranty:

RoughDeck BDP weldment three years, load cells two years, all other components one year

Approvals:

NTEP CC 03-060, Class III 2,500 d
Measurement Canada AM-5578
(500 kg) Class III 2,500 d
(1,000 kg) Class III 2,000 d

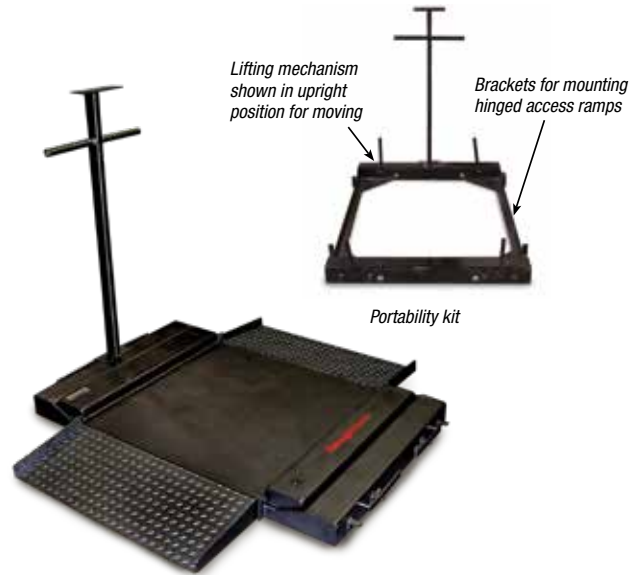
Standard Features

- Live siderails
- Top access foot adjustment holes
- Holes are 1/2-13 threaded for lifting scale
- Four adjustable stainless steel SUREFOOT™ support feet
- TuffSeal® JB4SS stainless steel, NEMA Type 4X junction box with signal trim card
- Treaded top plate
- Alloy steel load cells

APPROVALS



Measurement
Canada
Approved



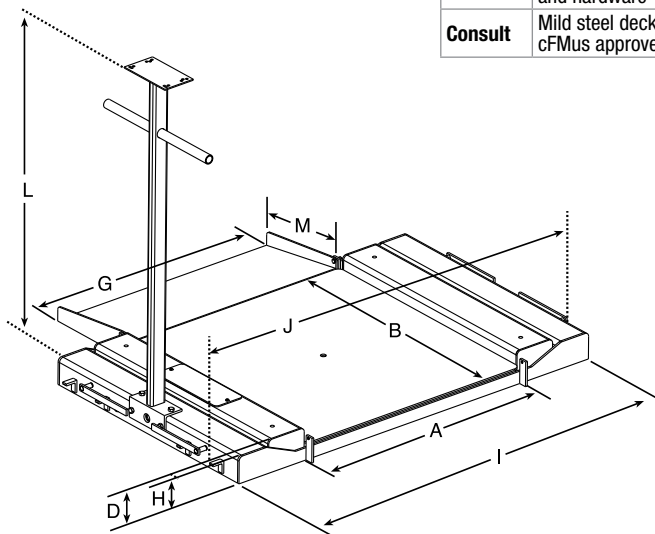
Scale shown with optional portability kit

Part Number/Price

Part #	Size (W x L) Not Including Side Rails	Capacity (Canadian Approved Capacities)	Est. Weight	Price
77962	30 in x 31 in	1,000 lb (500 kg)	205 lb	\$1,725.00
77963	30 in x 31 in	2,500 lb (1,000 kg)	205 lb	\$1,725.00
77964	36 in x 37 in	1,000 lb (500 kg)	265 lb	\$1,850.00
77965	36 in x 37 in	2,500 lb (1,000 kg)	265 lb	\$1,850.00
Portability Kits				
Kits Include: Frame, two swivel and two fixed zinc plated steel NSF approved wheels (75lb max. load capacity), indicator stand				
78021	For use with 30 in x 31 in scale		90 lb	\$825.00
78022	For use with 36 in x 37 in scale		100 lb	\$825.00
RoughDeck BDP Portability Kit, with conductive wheels for use with 882IS				
199102	30 in x 31 in		25 lb	\$1,175.00
199103	36 in x 37 in		30 lb	\$1,175.00
Hinged Access Ramps: For use with portability kit				
78015	29.25 in x 12 in (sold individually)		25 lb	\$225.00
78016	35.25 in x 12 in (sold individually)		30 lb	\$225.00

Options/Accessories

Part #	Description	Price
Consult	Mild steel deck with RL32018S IP66 stainless steel cFMus approved load cells, and hardware	+\$120.00 list price add-on
Consult	Mild steel deck with RL32218S-HE hermetically sealed IP69K stainless steel cFMus approved load cells and hardware	+\$440.00 list price add-on



Dimensions with portability frame & hinged access ramps

30 in x 31 in models

A	30.0 in (762 mm)	I	49.25 in (1250.9 mm)
B	31.0 in (787.4 mm)	J	52.25 in (1327.1 mm)
D	3.66 in (92.9 mm)	L	40.37 in (1025.4 mm)
G	29.25 in (742.9 mm)	M	12.0 in (304.8 mm)
H	3.25 in (82.5 mm)		

36 in x 37 in models

A	36.0 in (914.4 mm)	I	55.25 in (1403.4 mm)
B	37.0 in (939.8 mm)	J	58.25 in (1479.5 mm)
D	3.66 in (92.9 mm)	L	40.37 in (1025.4 mm)
G	35.25 in (895.3 mm)	M	12.0 in (304.8 mm)
H	3.25 in (82.5 mm)		

Distance from floor to top of center weighing surface: 1.94 in (49.2 mm)
Distance from floor to bottom of weighing surface: 0.62 in (15.7 mm)

RoughDeck® BDP Stainless Steel

Barrel, Drum, Pallet Scale - Stationary Model



APPROVALS



Measurement
Canada
Approved



Specifications

End Load Capacity:

1,000 lb: 100% full scale
2,500 lb: 80% full scale

Cable Length:

10 ft (3 m)

Threaded Eyebolt:

Hole (1/2-13 NC) located in center of deck for easy lifting

Warranty:

RoughDeck BDP weldment three years, load cells two years, all other components one year

Approvals:

NTEP CC 03-060, Class III 2,500 d
Measurement Canada AM-5578
(500 kg) Class III 2,500 d
(1,000 kg) Class III 2,000 d

Standard Features

- Live siderails
- Top access foot adjustment holes (holes are 1/2-13 threaded for lifting scale)
- Four adjustable stainless steel SUREFOOT™ support feet
- TuffSeal® JB4SS stainless steel, NEMA Type 4X junction box with signal trim card
- Smooth top plate
- Stainless steel, IP66 load cells

Part Number/Price

Part #	Size (W x L)	Capacity (Canadian Approved Capacities)	Est. Weight	Price
77967	30 in x 31 in	1,000 lb (500 kg)	205 lb	\$3,495.00
77968	30 in x 31 in	2,500 lb (1,000 kg)	205 lb	\$3,495.00
77969	36 in x 37 in	1,000 lb (500 kg)	265 lb	\$3,595.00
77970	36 in x 37 in	2,500 lb (1,000 kg)	265 lb	\$3,595.00
Access Ramps				
78013	30 in x 12 in (sold individually)		25 lb	\$315.00
78014	36 in x 12 in (sold individually)		30 lb	\$315.00

Options/Accessories

Part #	Description	Price
18778	Floor anchor plates, stainless steel, set of 2 (for use with static scale, without ramps)	\$45.00
28740	Floor stand for indicator, 36.3 in high, stainless steel (for use with static scale)	\$310.00
Consult	Stainless steel deck with RL32218S-HE hermetically sealed IP69K stainless steel (cFMus approved) load cells and hardware	+\$320.00 list price add-on
Consult	Stainless steel diamond treadplate safety deck	Consult

Dimensions RoughDeck BDP with access ramp

30 in x 31 in models

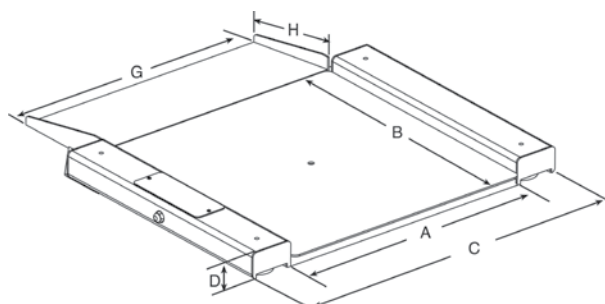
A	30.0 in (762 mm)	D	3.31 in (84.1 mm)
B	31.0 in (787.4 mm)	G	30.0 in (762 mm)
C	40.0 in (1016 mm)	H	12.0 in (304.8 mm)

36 in x 37 in models

A	36.0 in (914.4 mm)	D	3.31 in (84.1 mm)
B	37.0 in (939.8 mm)	G	36.0 in (914.4 mm)
C	46.0 in (1168.4 mm)	H	12.0 in (304.8 mm)

Distance from floor to top of center weighing surface:
1.625 in (41.2 mm)

Distance from floor to bottom of weighing surface:
0.31 in (7.87 mm)



RoughDeck® BDP Stainless Steel

Barrel, Drum, Pallet Scale – Portable Model

Specifications

End Load Capacity:

1,000 lb: 100% full scale
2,500 lb: 80% full scale

Cable Length:

10 ft (3 m)

Threaded Eyebolt:

Hole (1/2-13 NC) located in center of deck for easy lifting

Warranty:

RoughDeck BDP weldment three years, load cells two years, all other components one year

Approvals:

NTEP CC 03-060, Class III 2,500 d
Measurement Canada AM-5578
(500 kg) Class III 2,500 d
(1,000 kg) Class III 2,000 d

Standard Features

- Live siderails
- Top access foot adjustment holes
- Holes are 1/2-13 threaded for lifting scale
- Four adjustable stainless steel SUREFOOT™ support feet
- TuffSeal® JB4SS stainless steel, NEMA Type 4X junction box with signal trim card
- Smooth top plate
- IP66 stainless steel, welded-seal load cells

Dimensions with portability frame and hinged access ramps

30 in x 31 in models

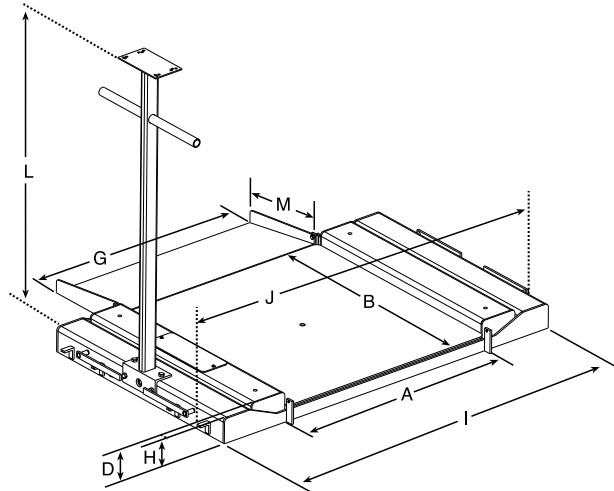
A	30.0 in (762 mm)	I	49.25 in (1250.9 mm)
B	31.0 in (787.4 mm)	J	52.25 in (1327.1 mm)
D	3.66 in (92.9 mm)	L	40.37 in (1025.4 mm)
G	29.25 in (742.9 mm)	M	12.0 in (304.8 mm)
H	3.25 in (82.5 mm)		

36 in x 37 in models

A	36.0 in (914.4 mm)	I	55.25 in (1403.4 mm)
B	37.0 in (939.8 mm)	J	58.25 in (1479.5 mm)
D	3.66 in (92.9 mm)	L	40.37 in (1025.4 mm)
G	35.25 in (895.3 mm)	M	12.0 in (304.8 mm)
H	3.25 in (82.5 mm)		

Distance from floor to top of center weighing surface:
1.94 in (49.2 mm)

Distance from floor to bottom of weighing surface:
0.62 in (15.7 mm)



APPROVALS



Measurement
Canada
Approved



Scale shown with optional portability kit

Part Number/Price

Part #	Size (W x L) Not Including Siderails	Capacity (Canadian Approved Capacities)	Est. Weight	Price
77967	30 in x 31 in	1,000 lb (500 kg)	205 lb	\$3,495.00
77968	30 in x 31 in	2,500 lb (1,000 kg)	205 lb	\$3,495.00
77969	36 in x 37 in	1,000 lb (500 kg)	265 lb	\$3,595.00
77970	36 in x 37 in	2,500 lb (1,000 kg)	265 lb	\$3,595.00

Portability Kits

Kits Include: Frame, two swivel and two fixed zinc plated steel NSF approved wheels (75 lb max. load capacity), indicator stand

78023	For use with 30 in x 31 in scale	90 lb	\$1,025.00
78024	For use with 36 in x 37 in scale	100 lb	\$1,080.00

RoughDeck BDP Portability Kit, with conductive wheels for use with 882IS

199100	30 in x 31 in	25 lb	\$1,375.00
199101	36 in x 37 in	30 lb	\$1,430.00

Hinged access ramps: For use with portability kit

78017	29.25 in x 12 in (sold individually)	25 lb	\$315.00
78018	35.25 in x 12 in (sold individually)	30 lb	\$315.00

Options/Accessories

Part #	Description	Price
Consult	Stainless steel deck with RL32218S-HE hermetically sealed IP69K stainless steel (cFmus approved) load cells and hardware	+\$320.00 list price add-on
Consult	Stainless steel diamond treadplate safety deck	Consult

DeckHand Rough-n-Ready System

Portable Scale



Scale
and
Indicator
Package

Shown with optional ramp. Factory calibration is done at Rice Lake Weighing Systems.



482 plus

Specifications

End Load Capacity:

100% end loading

mV/V Output:

2 mV/V

Cable Length:

9 ft 10 in (3 m)

Height:

Weighing platter: 4.5 in height when in weigh mode

Column Height:

59 in

Warranty:

Load cells two years, all other components one year

Approvals:

NTEP CC 98-004, Class III, 2,500 d
Measurement Canada AM-5218,
(250 kg and 500 kg) Class III 2,500 d
(1,000 kg) Class III 2,000 d

Standard Features

- Mild steel wheeled frame, base and mast
- 500 lb, 1,000 lb, 2,000 lb capacity
- Large rubber wheels simplify movement on uneven floors (not rated for IS)
- Two IP67 Aluminum load cells
- Package includes: Mild steel DeckHand portable scale and 482 Plus indicator with internal battery
- Factory-wired and calibrated
- See 482 Plus for indicator specifications.

APPROVALS



Measurement
Canada
Approved

Part Number/Price

Part #	Overall Size (W x L x H)	Capacity	Est. Weight	Price
Mild Steel with 482 Plus, 115 VAC indicator with internal battery				
169707	31 in x 41 in x 4.5 in	500 lb	343 lb	\$2,995.00
169708	31 in x 41 in x 4.5 in	1,000 lb	363 lb	\$2,995.00
169709	31 in x 41 in x 4.5 in	2,000 lb	380 lb	\$3,100.00
Mild Steel with 482 Plus, 230 VAC indicator with internal battery				
169710	31 in x 41 in x 4.5 in	500 lb	343 lb	\$2,995.00
169711	31 in x 41 in x 4.5 in	1,000 lb	363 lb	\$2,995.00
169712	31 in x 41 in x 4.5 in	2,000 lb	380 lb	\$3,100.00

Options/Accessories

Part #	Description	Est. Weight	Price
43376	Ramp assembly, 500/1,000 lb, mild steel, 25 in x 27 in	100 lb	\$275.00
43378	Ramp assembly, 2,000 lb, mild steel, 25 in x 27 in	100 lb	\$325.00

Specifications

End Load Capacity:

100% end loading

mV/V Output:

2 mV/V

Cable length:

9 ft 10 in (3 m)

Height:

Weighing platter: 4.5 in height when in weigh mode

Column Height:

59 in

Warranty:

DeckHand weldment five years, load cells two years, all other components one year

Approvals:

NTEP Certified, CC 98-004, Class III, 2,500 d
Measurement Canada approved, AM-5218

Standard Features

- Mild or stainless steel wheeled frame, base and mast
- Diamond tread top plate, mild or stainless steel
- 500 lb, 1,000 lb, 2,000 lb capacity
- Large rubber wheels (not rated for IS) simplify movement on uneven floors
- Two IP67 aluminum load cells
- Standard indicator mount with integral handles for the 480/480 Plus, 482/482 Plus, 880/880 Plus, and 680 Synergy



APPROVALS



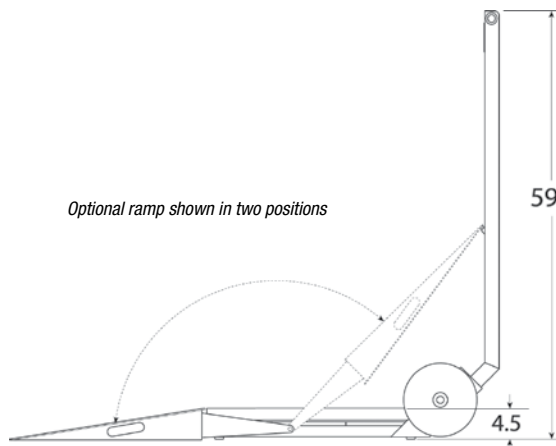
Measurement
Canada
Approved

Part Number/Price

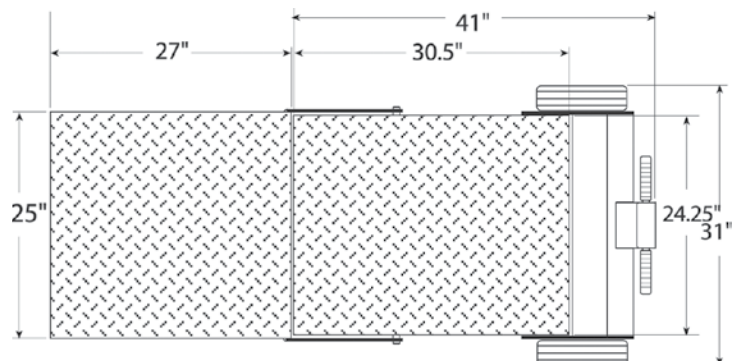
Part #	Overall Size (W x L x H)	Capacity	Est. Weight	Price
Mild Steel				
41293	31 in x 41 in x 4.5 in	500 lb	336 lb	\$2,365.00
41294	31 in x 41 in x 4.5 in	1,000 lb	356 lb	\$2,365.00
41295	31 in x 41 in x 4.5 in	2,000 lb	373 lb	\$2,475.00
Stainless Steel				
41296	31 in x 41 in x 4.5 in	500 lb	336 lb	\$3,290.00
41297	31 in x 41 in x 4.5 in	1,000 lb	356 lb	\$3,290.00
41298	31 in x 41 in x 4.5 in	2,000 lb	373 lb	\$3,490.00

Options/Accessories

Part #	Description	Price
Mild Steel		
43376	500/1,000 lb mild steel ramp	\$275.00
43378	2,000 lb mild steel ramp	\$325.00
Stainless Steel		
43377	Ramp assembly, 500/1,000 lb, stainless steel, 25 in x 27 in	\$670.00
43379	Ramp assembly, 2,000 lb, stainless steel, 25 in x 27 in	\$775.00
Consult	Smooth top	N/C



Optional ramp shown in two positions



RL1200

Portable Beam Scale



Specifications

Construction:

Cast-iron platform, base and levers

Poise:

Steel locking screw provided

Platform Dimensions:

(L x W) 24 in x 18 in

Capacity:

1,000 lb or 500 kg

Approvals:

NTEP Certified 93-004 Class III 2,000 d (avoirdupois beam only)

Warranty:

One-year limited warranty

APPROVALS



Standard Features

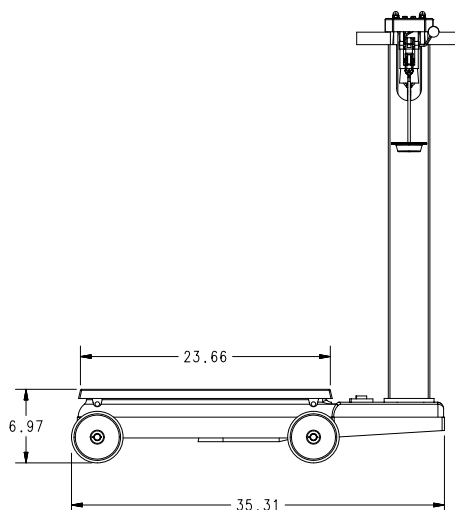
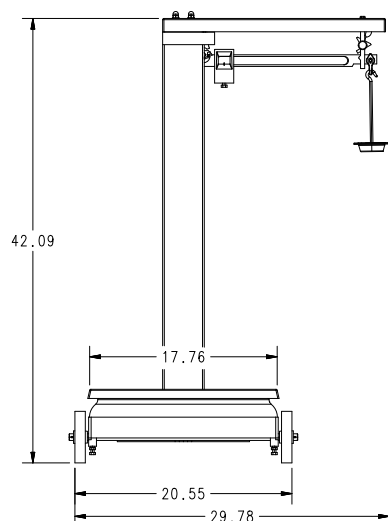
- NTEP Certified
- Cast iron construction
- 1,000 lb or 500 kg capacity models available
- Locking screw knob on poise
- Slotted cast iron counterpoise weights, marked to scale capacity
- Heavy-duty wheels for portability (wheels are not rated for IS environment)
- Weights and hanger
- Nickel plated steel beam with engraved brass insert

Part Number/Price

Part #	Overall Size (W x L x H)	Capacity	Est. Weight	Price
157982	Avoirdupois beam, NTEP Certified	1,000 lb x 0.5 lb	200 lb	\$825.00
157983	Metric beam, non-NTEP Certified	500 kg x 0.2 kg	200 lb	\$825.00

Options/Accessories

Part #	Description	Price
172225	Electronic conversion kit for existing scale (includes: load cell, hardware and 482 with internal battery)	\$1,220.00
172226	Electronic conversion kit for existing scale (includes: load cell, hardware and 482 Plus with internal battery)	\$1,220.00



RL1200 EM

Electromechanical Portable Beam Scale

Specifications

Construction:

Cast-iron platform, base and levers

Platform Dimensions:

(L x W): 24 in x 18 in

Capacity:

1,000 lb

Approvals:

NTEP Certified 93-004 Class III 2,000d (avoirdupois beam only)

Warranty:

One-year limited warranty



Standard Features

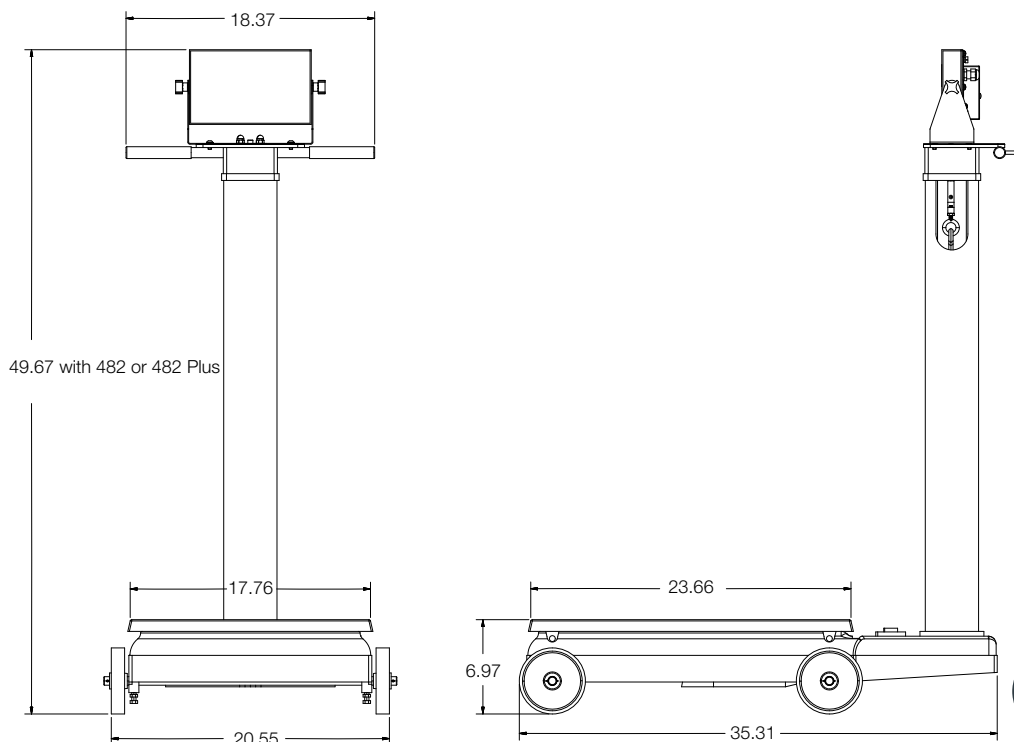
- NTEP Certified
- Cast iron construction
- 1,000 lb capacity
- Heavy-duty wheels and handle for portability
- 482 or 482 Plus indicator

APPROVALS



Part Number/Price

Part #	Overall Size (W x L x H)	Capacity	Est. Weight	Price
169187	Portable beam with 482 with internal battery	1,000 lb x 0.5 lb	200 lb	\$2,045.00
169188	Portable beam with 482 Plus with internal battery	1,000 lb x 0.5 lb	200 lb	\$2,045.00



RL1200 IS

Intrinsically Safe Electromechanical Portable Beam Scale



Specifications

Construction:

Cast-iron platform, base and levers

Platform Dimensions:

(L x W): 24 in x 18 in

Capacity:

1,000 lb

Approvals:

NTEP Certified 93-004 Class III 2,000d (avoirdupois beam only)

Warranty:

One-year limited warranty

Standard Features

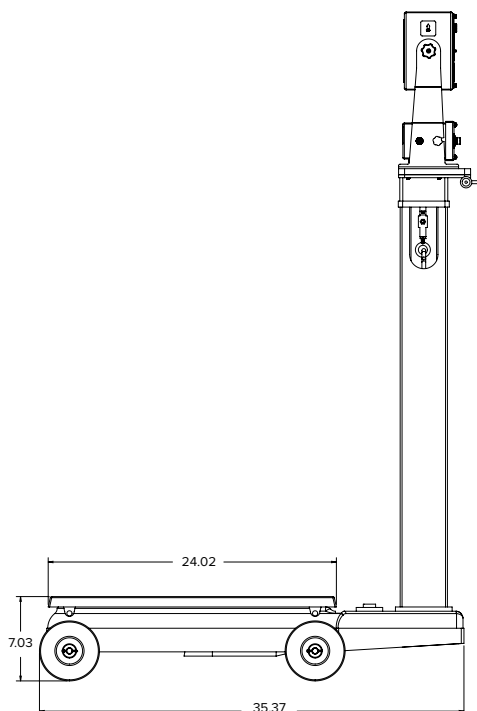
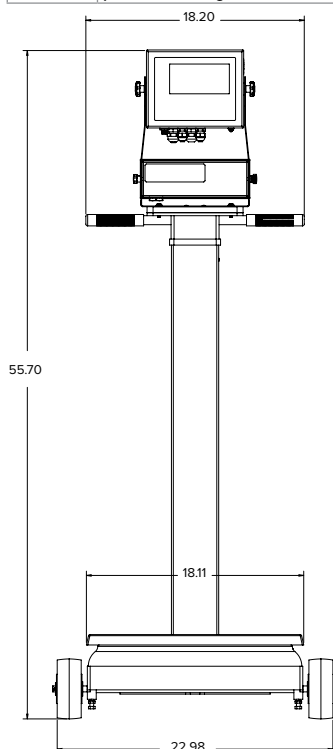
- NTEP Certified
- Cast iron construction
- 1,000 lb capacity
- Conductive wheels to eliminate static build-up and discharge
- Handle for ease of portability
- Intrinsically safe indicator (see indicator section for specifications)

APPROVALS



Part Number/Price

Part #	Overall Size (W x L x H)	Capacity	Est. Weight	Price
195558	Portable beam scale with 882IS, battery pack and charger	1,000 lb x 0.5 lb	200 lb	\$3,185.00
195560	Portable beam scale with 882IS Plus, battery pack and charger	1,000 lb x 0.5 lb	200 lb	\$3,185.00



Specifications

End Load Capacity:

100% full scale

Cable Length:

20 ft (6.1 m) for connecting junction box to indicator

Warranty:

Load cells two years, all other components one year



Standard Features

- Low-profile design
- Black anodized aluminum construction
- Diamond-treadplate safety deck
- Four high-alloy tool steel shear-beam load cells
- TuffSeal JB4SS stainless steel, NEMA Type 4X junction box with signal trim card
- Side-access junction box
- 20 feet SURVIVOR® EL147HE hostile environment load cell cable
- Four adjustable stainless steel SUREFOOT™ support feet

APPROVALS



Part Number/Price

Part #	Size (W x L x H)	Capacity	Est. Weight	Price
18677	4 ft x 4 ft x 3.5 in	5,000 lb	150 lb	\$2,695.00

RoughDeck® FXB

Painted Steel and Stainless Steel, Flexure Lever Floor Scale



Specifications

End Loading Capacity:

100% of scale capacity

Safe Overload Capacity:

150% of scale capacity

Warranty:

Two-year limited warranty

Approvals:

Painted steel: NTEP CC 88-100, Class III 5,000 d

Stainless steel: NTEP CC 88-100, Class III 3,000 d

Standard Features

Painted Steel

- Unique flexure design filters motion and shock loading
- Spring steel flexures
- Rugged all-steel painted construction smooth deck
- One Rice Lake Weighing Systems brand RL20000 series nickel-plated s-beam load cell and plated wire rope
- NTEP Certified models in sizes 24 in x 24 in (500 lb) through 72 in x 96 in up to 10,000 lb capacity

Stainless Steel

- Unique flexure design filters motion and shock loading
- All 304 stainless steel construction, smooth deck
- Stainless flexures, hardware and load cell
- NTEP Certified models in sizes 24 in x 24 in (500 lb) through 72 in x 96 in up to 10,000 lb capacity

APPROVALS



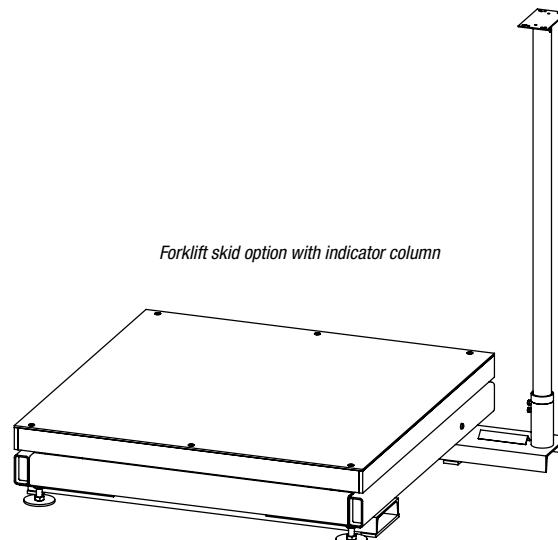
Part Number/Price

Part #	Size (L x W xH)	Capacity	Est. Weight	Price
Painted Steel				
33134	18 in x 24 in x 6.5 in	500 lb (250 kg)	125 lb	\$4,300.00
33066	18 in x 24 in x 6.5 in	1,000 lb (500 kg)	125 lb	\$4,300.00
113566	18 in x 30 in x 6.5 in	500 lb (250 kg)	133 lb	\$4,300.00
33136	18 in x 30 in x 6.5 in	1,000 lb (500 kg)	133 lb	\$4,300.00
113567	18 in x 30 in x 6.5 in	1,500 lb (750 kg)	133 lb	\$4,300.00
33067	24 in x 24 in x 6.5 in	500 lb (250 kg)	151 lb	\$4,300.00
33068	24 in x 24 in x 6.5 in	1,000 lb (500 kg)	151 lb	\$4,300.00
33138	30 in x 30 in x 6.5 in	500 lb (250 kg)	191 lb	\$4,500.00
33069	30 in x 30 in x 6.5 in	1,000 lb (500 kg)	191 lb	\$4,500.00
33139	30 in x 30 in x 6.5 in	1,500 lb (750 kg)	191 lb	\$4,500.00
33070	30 in x 30 in x 8.25 in	2,000 lb (1,000 kg)	281 lb	\$4,700.00
33140	36 in x 36 in x 8.25 in	1,000 lb (500 kg)	234 lb	\$4,700.00
33071	36 in x 36 in x 8.25 in	2,000 lb (1,000 kg)	234 lb	\$4,700.00
33072	36 in x 36 in x 8.25 in	5,000 lb (2,500 kg)	234 lb	\$4,700.00
33141	38 in x 46 in x 8.25 in	1,000 lb (500 kg)	610 lb	\$4,700.00
113569	38 in x 46 in x 8.25 in	2,000 lb (1,000 kg)	610 lb	\$4,700.00
113570	38 in x 46 in x 8.25 in	5,000 lb (2,500 kg)	610 lb	\$4,700.00
113572	48 in x 48 in x 8.25 in	1,000 lb (500 kg)	654 lb	\$5,425.00
33073	48 in x 48 in x 8.25 in	2,000 lb (1,000 kg)	654 lb	\$5,425.00
33074	48 in x 48 in x 8.25 in	5,000 lb (2,500 kg)	654 lb	\$5,425.00
33075	48 in x 48 in x 9.25 in	10,000 lb (5,000 kg)	735 lb	\$6,000.00
33078	48 in x 60 in x 9.25 in	10,000 lb (5,000 kg)	845 lb	\$6,900.00
33149	48 in x 72 in x 9.25 in	5,000 lb (2,500 kg)	1,120 lb	\$7,350.00
33080	48 in x 72 in x 9.25 in	10,000 lb (5,000 kg)	1,120 lb	\$7,350.00
33081	60 in x 60 in x 8.25 in	5,000 lb (2,500 kg)	967 lb	\$7,150.00
33082	60 in x 60 in x 9.25 in	10,000 lb (5,000 kg)	1,180 lb	\$7,400.00
33152	60 in x 60 in x 13.25 in	20,000 lb (10,000 kg)	1,674 lb	\$15,425.00
Stainless Steel				
113581	24 in x 24 in x 6.5 in	500 lb (250 kg)	151 lb	\$5,490.00
113582	24 in x 24 in x 6.5 in	1,000 lb (500 kg)	151 lb	\$5,490.00
113586	30 in x 30 in x 8.25 in	2,000 lb (1,000 kg)	281 lb	\$8,310.00
113588	36 in x 36 in x 8.25 in	2,000 lb (1,000 kg)	450 lb	\$9,090.00
113595	48 in x 48 in x 8.25 in	5,000 lb (2,500 kg)	630 lb	\$12,110.00
113596	48 in x 48 in x 11.25 in	10,000 lb (5,000 kg)	735 lb	\$15,110.00
113613	60 in x 72 in x 11.25 in	10,000 lb (5,000 kg)	1,290 lb	\$21,775.00

Options/Accessories


Part #	Description	Price
Consult	Forklift skid, painted steel FXB-3846 through FXB-6084 provides two eight-channels mounted on customer specified centers. Includes four leveling feet on base	\$595.00
Consult	Forklift skid with indicator column, painted steel FXB-3846 through FXB-6084 provides two eight-channel mounted on customer specified centers with one of the channels extended 12 in and equipped with bolt on indicator column. Indicator display will be 54 in above floor level	\$795.00

NOTE: Indicator stand works with 120/120 Plus, 480/480 Plus, 482/482 Plus, 880/880 Plus, 882IS/882IS Plus, 882IS/882IS Plus w/battery, 680 Synergy



Summit® Scale and Indicator Package

Floor Scale/Indicator Package



CHOICE OF 120
OR 120 PLUS

Package is configured, corner-trim, and calibrated for 5,000 divisions before shipping

Floor Scale and Indicator Package

Package includes Summit® 3000 floor scale, 120 PLUS digital weight indicator with tilt stand, 20 ft load cell cable with quick disconnect, configured and calibrated

Standard Features

Summit® 3000 Floor Scale

- Four NTEP Certified alloy steel-shear beam load cells
- Top access junction box
- Rugged diamond safety treadplate steel deck
- Four adjustable rigid polyurethane rubber feet, 3 in (76.2 mm) diameter
- Signal trim summing board housed in ABS enclosure
- Threaded eyebolt hole (1/2–20NF) located in the center of the deck for easy lifting
- 20 ft of EL147 load cell cable with quick disconnect
- Package configured and calibrated for 5,000 divisions

120 Digital Weight Indicator

- Large 0.8 in (20.3 mm) light emitting diode (LED) display
- Five-button operation
- Full front panel digital calibration and configuration

120 PLUS Digital Weight Indicator

- Large 0.8 in backlit liquid crystal display (LCD)
- 115 or 230 VAC wall adapter with rechargeable battery

APPROVALS



Measurement
Canada
Approved

Specifications

Summit 3000 Floor Scale

End Load Capacity

- 100% full scale at 5,000 lb (2,500 kg)
- 80% full scale at 10,000 lb (5,000 kg)

Cable Length:

20 ft (6.1 m) (for connecting junction box to indicator)

Warranty:

Summit 3000 weldment and load cells two years, all other components one year

Approvals:

NTEP CC 92-001A9, Class III 5,000 d
Measurement Canada AM-5530, Class III 5,000 d

120/120 Plus Digital Weight Indicator

Power:

120/120 Plus

Line voltages: 115 or 230 VAC

Frequency: 50 or 60 Hz

120 Plus: (estimated battery life)

60 hours with 1 x 350 Ω

40 hours with 4 x 350 Ω

Charge time 8 hours

Operating Temperature:

Legal: 14° F to 104° F (-10° C to 40° C)

Industrial: 14° F to 122° F (-10° C to 50° C)

Rating/Material:

Enclosure: heavy gauge ABS

Warranty:

One-year limited warranty

120 Approvals:

NTEP CC 03-059, Class III/IIIL 6,000 d

Measurement Canada AM-5517, Class III/IIHD 6,000 d

6,000 d OIML TC7028 T 5692, 5,000 d

CE marked

120 Plus Approvals:

NTEP CC 03-059, Class III/IIIL 6,000 d

Measurement Canada AM 5517

OIML TC 7626, T5692 5,000 d Class III/IIHD 6,000 d

Summit® Scale and Indicator Package

Floor Scale/Indicator Package

FLOOR SCALES

www.ricelake.com | Phone: 800-472-6703

RICE LAKE

427

Part Number/Price

Part #	Size (W x L x H)	Capacity	Est. Weight	Price
Floor Scale and Indicator Package (Single Scale)				
Package includes Summit® 3000 floor scale, 120/120 PLUS digital weight indicator with tilt stand, 20 ft load cell cable with quick disconnect, configured and calibrated				
115 VAC (120)				
78772	4 ft x 4 ft x 3.625 in	5,000 lb x 1 lb	315 lb	\$1,575.00
78773	4 ft x 4 ft x 3.625 in	10,000 lb x 2 lb	315 lb	\$1,575.00
115 VAC (120 PLUS)				
106913	4 ft x 4 ft x 3.625 in	5,000 lb x 1 lb	315 lb	\$1,725.00
106914	4 ft x 4 ft x 3.625 in	10,000 lb x 2 lb	315 lb	\$1,725.00
230 VAC (120)				
78780	4 ft x 4 ft x 3.625 in	5,000 lb x 1 lb	315 lb	\$1,575.00
78781	4 ft x 4 ft x 3.625 in	10,000 lb x 2 lb	315 lb	\$1,575.00
230 VAC (120 PLUS)				
106915	4 ft x 4 ft x 3.625 in	5,000 lb x 1 lb	315 lb	\$1,725.00
106916	4 ft x 4 ft x 3.625 in	10,000 lb x 2 lb	315 lb	\$1,725.00
115 VAC Measurement Canada Approved (120)				
78776	4 ft x 4 ft x 3.625 in	2,500 lb x 0.5 kg	315 lb	\$1,575.00
78777	4 ft x 4 ft x 3.625 in	5,000 lb x 1 kg	315 lb	\$1,575.00
115 VAC Measurement Canada Approved (120 PLUS)				
106917	4 ft x 4 ft x 3.625 in	2,500 lb x 0.5 kg	315 lb	\$1,725.00
106918	4 ft x 4 ft x 3.625 in	5,000 lb x 1 kg	315 lb	\$1,725.00
Floor Scale and Indicator Package (Five-scale Package)				
Packages include five Summit® 3000 floor scales, five 120/120 Plus digital weight indicators with tilt stands, five 20 ft load cell cables with quick disconnect, configured and calibrated				
115 VAC (120)				
78774	4 ft x 4 ft x 3.625 in	5,000 lb x 1 lb	1,665 lb	\$7,575.00
78775	4 ft x 4 ft x 3.625 in	10,000 lb x 2 lb	1,665 lb	\$7,575.00
115 VAC (120 Plus)				
106929	4 ft x 4 ft x 3.625 in	5,000 lb x 1 lb	1,665 lb	\$8,325.00
106930	4 ft x 4 ft x 3.625 in	10,000 lb x 2 lb	1,665 lb	\$8,325.00
230 VAC (120)				
78782	4 ft x 4 ft x 3.625 in	5,000 lb x 1 lb	1,665 lb	\$7,575.00
78783	4 ft x 4 ft x 3.625 in	10,000 lb x 2 lb	1,665 lb	\$7,575.00
230 VAC (120 Plus)				
106931	4 ft x 4 ft x 3.625 in	5,000 lb x 1 lb	1,665 lb	\$8,325.00
106932	4 ft x 4 ft x 3.625 in	10,000 lb x 2 lb	1,665 lb	\$8,325.00
115 VAC Measurement Canada Approved (120)				
78778	4 ft x 4 ft x 3.625 in	2,500 kg x 0.5 kg	1,665 lb	\$7,575.00
78779	4 ft x 4 ft x 3.625 in	5,000 kg x 1 kg	1,665 lb	\$7,575.00
115 VAC Measurement Canada Approved (120 Plus)				
106933	4 ft x 4 ft x 3.625 in	2,500 kg x 0.5 kg	1,665 lb	\$8,325.00
106934	4 ft x 4 ft x 3.625 in	5,000 kg x 1 kg	1,665 lb	\$8,325.00

Options/Accessories

Part #	Description	Price
Summit® 3000 Floor Scale		
Consult	Access ramps, pit frames, bumper guards and portability frames available	See end of section for details
75819	Floor anchor plates, mild steel (set of two)	\$35.00
76012	Additional operating manual	\$10.00
120 Digital Weight Indicator		
77925	Revolution® scale software	\$35.00
103636	Power supply, 120 Plus wall adapter, 115/230 VAC, 5 VDC	\$40.00
76699	Additional operating manual	\$31.00

Summit® 3000

Low-profile Floor Scale



Specifications

End Load Capacity:

100% full scale at 2,000 lb and 5,000 lb
80% full scale at 10,000 lb

Cable Length:

20 ft (6.1 m) for connecting junction box to indicator

Warranty:

Summit 3000 weldment and load cells two years, all other components one year

Approvals:

NTEP CC 92-001A9, Class III 5,000 d
Measurement Canada AM-5530, Class III 5,000 d
(2,500 kg, 5,000 kg) 2,000 d (1,000 kg)

Standard Features

- Four NTEP Certified alloy steel shear-beam load cells
- Top access junction box
- Rugged diamond safety treadplate steel deck
- Four adjustable rigid polyurethane rubber feet, 3 in (76.2 mm) diameter
- Signal trim summing board housed in ABS enclosure
- Threaded eyebolt hole (1/2-20NF) located in the center of the deck for easy lifting
- 20 ft of EL147 load cell cable. The load cell cable exits weldment toward the interior of scale, allowing flexibility to route out any side of scale to digital weight indicator.

APPROVALS



Measurement
Canada
Approved



Part Number/Price

Part #	Size (W x L x H)	Capacity	Est. Weight	Price
Single Scale				
74715	3 ft x 3 ft x 3.625 in	2,000 lb	190 lb	\$1,250.00
74716	4 ft x 4 ft x 3.625 in	2,000 lb	305 lb	\$1,350.00
74717	4 ft x 4 ft x 3.625 in	5,000 lb	305 lb	\$1,350.00
74718	4 ft x 4 ft x 3.625 in	10,000 lb	305 lb	\$1,350.00
74719	4 ft x 5 ft x 3.625 in	5,000 lb	395 lb	\$1,450.00
74720	4 ft x 5 ft x 3.625 in	10,000 lb	445 lb	\$1,650.00
74721	4 ft x 6 ft x 3.625 in	5,000 lb	470 lb	\$1,550.00
74722	4 ft x 6 ft x 3.625 in	10,000 lb	525 lb	\$1,850.00
74723	5 ft x 5 ft x 3.625 in	5,000 lb	505 lb	\$1,550.00
74724	5 ft x 5 ft x 3.625 in	10,000 lb	575 lb	\$1,850.00
Single Scale—Measurement Canada Approved				
77440	3 ft x 3 ft x 3.625 in	1,000 kg	190 lb	\$1,250.00
77373	4 ft x 4 ft x 3.625 in	1,000 kg	305 lb	\$1,350.00
77346	4 ft x 4 ft x 3.625 in	2,500 kg	305 lb	\$1,350.00
77347	4 ft x 4 ft x 3.625 in	5,000 kg	305 lb	\$1,350.00
82880	4 ft x 5 ft x 3.625 in	2,500 kg	395 lb	\$1,450.00
82881	4 ft x 5 ft x 3.625 in	5,000 kg	445 lb	\$1,650.00
77348	5 ft x 5 ft x 3.625 in	2,500 kg	505 lb	\$1,550.00
77349	5 ft x 5 ft x 3.625 in	5,000 kg	575 lb	\$1,850.00
Five-Scale Package				
75809	3 ft x 3 ft x 3.625 in	2,000 lb	850 lb	\$6,000.00
75810	4 ft x 4 ft x 3.625 in	2,000 lb	1,400 lb	\$6,500.00
75811	4 ft x 4 ft x 3.625 in	5,000 lb	1,400 lb	\$6,500.00
75812	4 ft x 4 ft x 3.625 in	10,000 lb	1,400 lb	\$6,500.00
75813	4 ft x 5 ft x 3.625 in	5,000 lb	1,870 lb	\$7,000.00
75814	4 ft x 5 ft x 3.625 in	10,000 lb	2,115 lb	\$8,000.00
75815	4 ft x 6 ft x 3.625 in	5,000 lb	2,210 lb	\$7,500.00
75816	4 ft x 6 ft x 3.625 in	10,000 lb	2,495 lb	\$9,000.00
75817	5 ft x 5 ft x 3.625 in	5,000 lb	2,325 lb	\$7,500.00
75818	5 ft x 5 ft x 3.625 in	10,000 lb	2,675 lb	\$9,000.00
Five-Scale—Measurement Canada Approved				
77472	3 ft x 3 ft x 3.625 in	1,000 kg	850 lb	\$6,000.00
77473	4 ft x 4 ft x 3.625 in	1,000 kg	1,400 lb	\$6,500.00
77474	4 ft x 4 ft x 3.625 in	2,500 kg	1,400 lb	\$6,500.00
77475	4 ft x 4 ft x 3.625 in	5,000 kg	1,400 lb	\$6,500.00
82885	4 ft x 5 ft x 3.625 in	2,500 kg	1,870 lb	\$7,000.00
82886	4 ft x 5 ft x 3.625 in	5,000 kg	2,115 lb	\$8,000.00
77476	5 ft x 5 ft x 3.625 in	2,500 kg	2,325 lb	\$7,500.00
77477	5 ft x 5 ft x 3.625 in	5,000 kg	2,675 lb	\$9,000.00

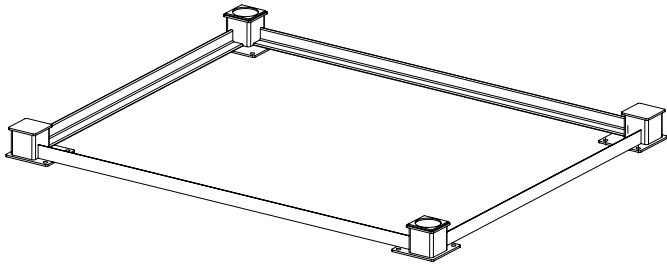
Options/Accessories

Part #	Description	Price
75819	Floor anchor plates, mild steel (set of two)	\$35.00
Consult	Top access foot adjust holes	\$40.00

**For custom sizes or capacities, please consult factory for RoughDeck® HP pricing*

Floor Scale Pit Mounted Riser Stand

Please complete and email this form to orderdesk@ricelake.com for pricing.



Standard Features

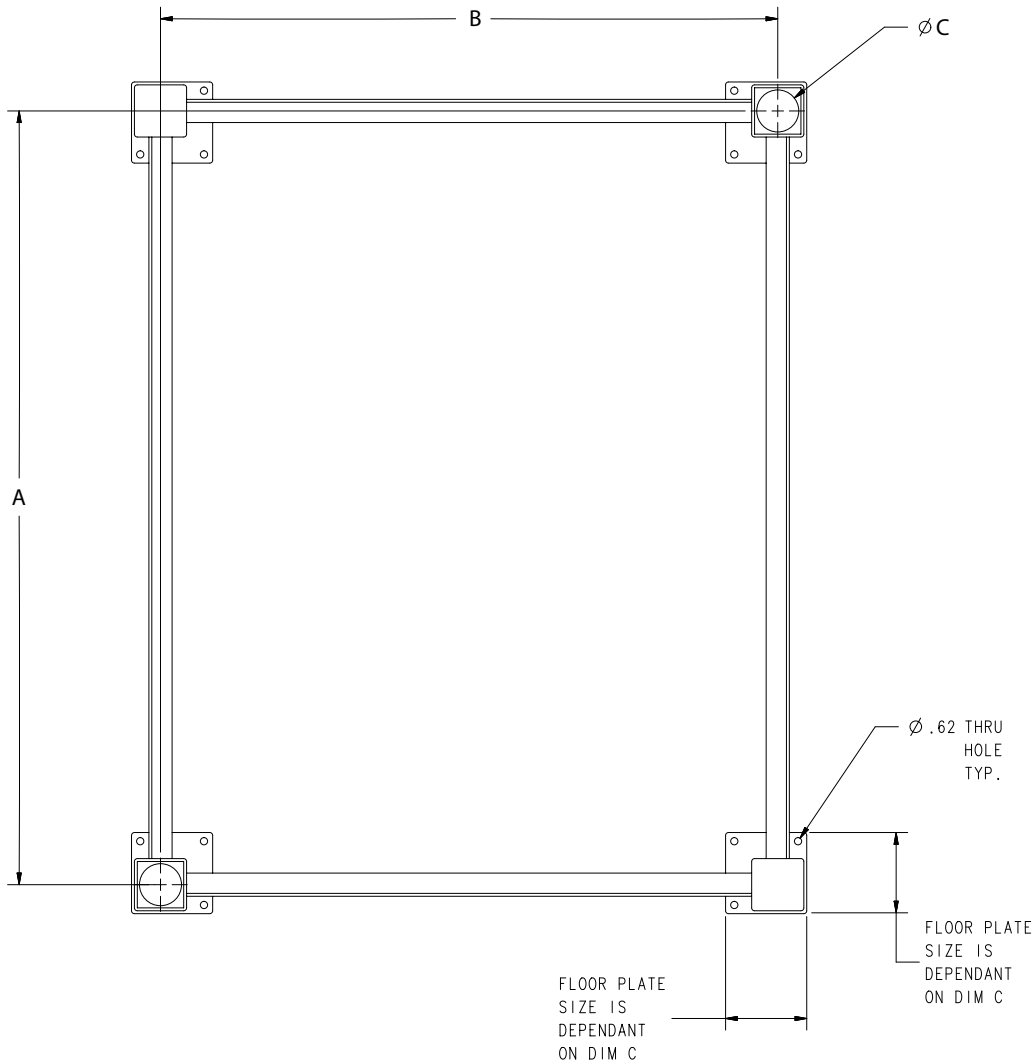

- Ideal for applications where you have an existing pit and the depth exceeds the standard pit depth for the scale
- Designed to be anchored to pit floor (anchor bolts not included)


Painted Mild Steel: ☐

Stainless Steel: ☐

Scale Capacity: _____

A	
B	
C	
D	





RoughDeck® Access Ramps



RoughDeck Access Ramps

Part #	Size (W x L x H)	Est. Weight	Price
RoughDeck HP: 1,000–10,000 lb (diamond treadplate standard)			
69040*	2.5 ft x 3 ft x 3.5 in	115 lb	\$365.00
69041*	3 ft x 3 ft x 3.5 in	133 lb	\$390.00
69042*	4 ft x 3 ft x 3.5 in	177 lb	\$425.00
69043*	5 ft x 3 ft x 3.5 in	226 lb	\$480.00
69184	2.5 ft x 4 ft x 3.5 in	152 lb	\$425.00
69185	3 ft x 4 ft x 3.5 in	177 lb	\$455.00
69186	4 ft x 4 ft x 3.5 in	224 lb	\$505.00
69187	5 ft x 4 ft x 3.5 in	272 lb	\$540.00
RoughDeck HP-H: 20,000 lb (diamond treadplate standard)			
69204	4 ft x 4 ft x 4 in	487 lb	\$900.00
69205	5 ft x 4 ft x 4 in	591 lb	\$1,025.00
69206	6 ft x 4 ft x 4 in	689 lb	\$1,080.00
69207	7 ft x 4 ft x 4 in	822 lb	\$1,255.00
69208	8 ft x 4 ft x 4 in	1005 lb	\$1,390.00
RoughDeck HP-H: 30,000 lb (diamond treadplate standard)			
69210	4 ft x 5 ft x 5 in	666 lb	\$1,115.00
69211	5 ft x 5 ft x 5 in	806 lb	\$1,240.00
69212	6 ft x 5 ft x 5 in	942 lb	\$1,360.00
69213	7 ft x 5 ft x 5 in	1116 lb	\$1,540.00
69214	8 ft x 5 ft x 5 in	1337 lb	\$1,780.00
RoughDeck SS and HE: 1,000–10,000 lb (diamond treadplate standard)			
69178*	2.5 ft x 3 ft x 3.5 in	115 lb	\$945.00
69179*	3 ft x 3 ft x 3.5 in	133 lb	\$945.00
69180*	4 ft x 3 ft x 3.5 in	177 lb	\$1,155.00
69189	2.5 ft x 4 ft x 3.5 in	152 lb	\$1,050.00
69190	3 ft x 4 ft x 3.5 in	177 lb	\$1,155.00
69191	4 ft x 4 ft x 3.5 in	224 lb	\$1,570.00
69192	5 ft x 4 ft x 3.5 in	272 lb	\$1,770.00

* Not recommended for use with pallet jacks

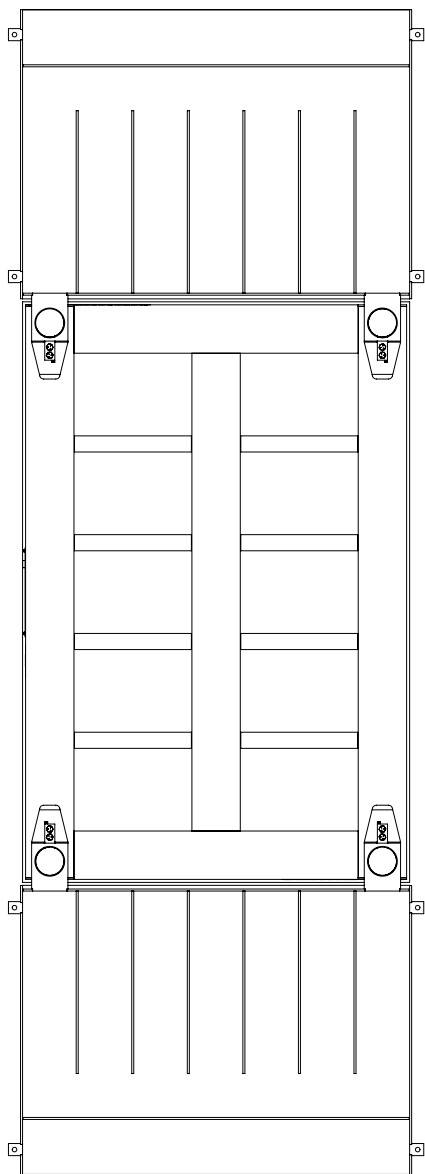
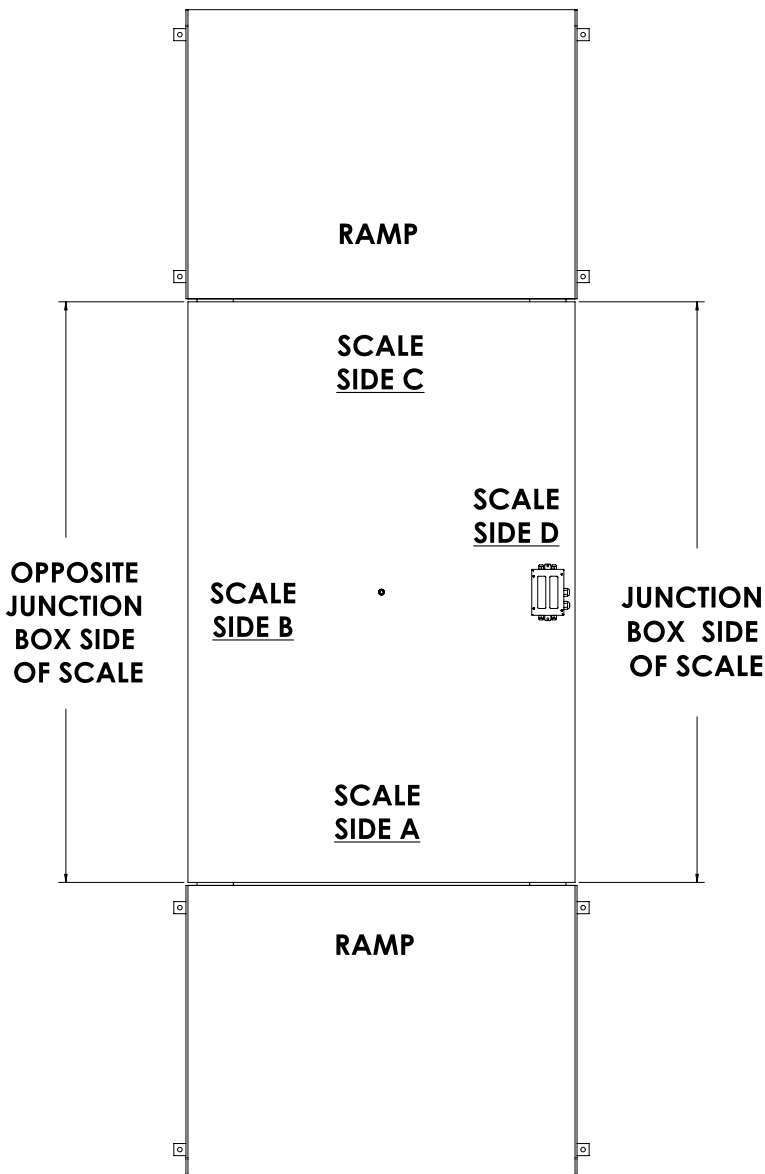
NOTE: Approach length must match width of ramp with width of scale

NOTE: Part numbered ramps are designed to fit scale on sides perpendicular to junction box. The junction box is always on longest side of scale unless specified differently.

NOTE: Part numbered ramps are designed to fit scale sides A or C, if you need a ramp to fit scale side B or D please request a quote for a special ramp

Options/Accessories

Part #	Description	Price
Consult	Epoxy paint	+\$90.00 list price add-on



Underdeck View

Part numbered ramps are designed to fit scale sides A or C, if you need a ramp to fit scale side B or D please request a quote for a special ramp.
The junction box is always on the longest side of the scale unless specified differently.

RoughDeck® Pit Frames




RoughDeck

Part #	Size (W x L)	Est. Weight	Price
RoughDeck HP: 1,000 lb–10,000 lb			
18757	2.5 ft x 2.5 ft	88 lb	\$335.00
18759	3 ft x 3 ft	102 lb	\$370.00
18761	4 ft x 4 ft	127 lb	\$475.00
18763	5 ft x 5 ft	154 lb	\$590.00
18765	4 ft x 5 ft	140 lb	\$535.00
18767	4 ft x 6 ft	157 lb	\$590.00
18769	5 ft x 6 ft	172 lb	\$650.00
18771	5 ft x 7 ft	185 lb	\$695.00
RoughDeck HP-H: 20,000 lb			
39595	4 ft x 4 ft	309 lb	\$585.00
39596	4 ft x 5 ft	352 lb	\$625.00
39597	4 ft x 6 ft	391 lb	\$675.00
39598	4 ft x 7 ft	459 lb	\$770.00
39599	5 ft x 5 ft	411 lb	\$705.00
39600	5 ft x 6 ft	460 lb	\$805.00
39601	5 ft x 7 ft	473 lb	\$840.00
39602	6 ft x 6 ft	583 lb	\$935.00
39603	6 ft x 7 ft	597 lb	\$970.00
39604	6 ft x 8 ft	610 lb	\$1,025.00
39605	7 ft x 9 ft	683 lb	\$1,090.00
39606	7 ft x 10 ft	781 lb	\$1,150.00
39607	8 ft x 10 ft	795 lb	\$1,195.00
RoughDeck HP-H: 30,000 lb			
39608	4 ft x 4 ft	356 lb	\$695.00
39609	4 ft x 5 ft	402 lb	\$730.00
39610	4 ft x 6 ft	444 lb	\$795.00
39611	4 ft x 7 ft	516 lb	\$875.00
39612	5 ft x 5 ft	464 lb	\$840.00
39613	5 ft x 6 ft	498 lb	\$890.00
39614	5 ft x 7 ft	533 lb	\$935.00
39615	6 ft x 6 ft	643 lb	\$1,085.00
39619	7 ft x 10 ft	850 lb	\$1,210.00
39620	8 ft x 10 ft	875 lb	\$1,255.00
RoughDeck SS and HE: 1,000 lb - 10,000 lb			
18758	2.5 ft x 2.5 ft	88 lb	\$910.00
18760	3 ft x 3 ft	102 lb	\$910.00
18762	4 ft x 4 ft	127 lb	\$1,210.00
18764	5 ft x 5 ft	154 lb	\$1,500.00
18766	4 ft x 5 ft	140 lb	\$1,355.00
18772	5 ft x 7 ft	185 lb	\$1,785.00

Options/Accessories

Part #	Description	Price
Consult	Epoxy paint	+\$90.00 list price add-on



Summit® 3000 Access Ramps



Summit Access Ramps

Summit Ramps

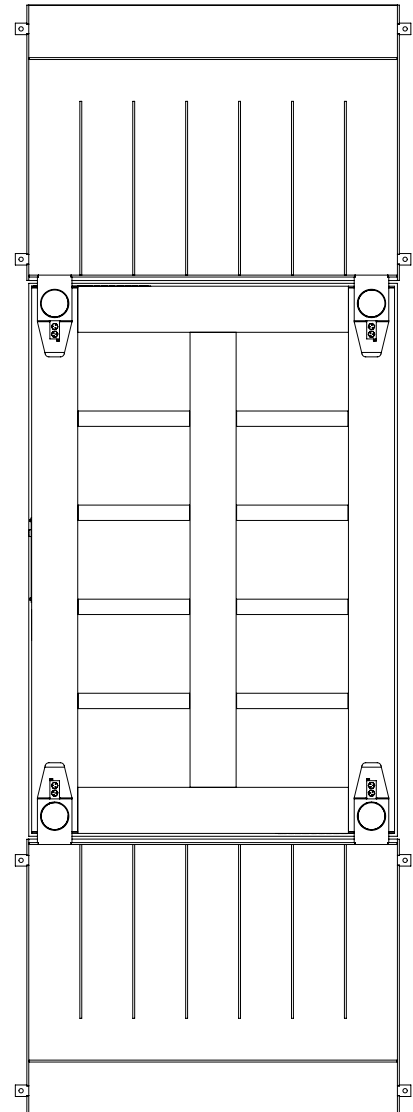
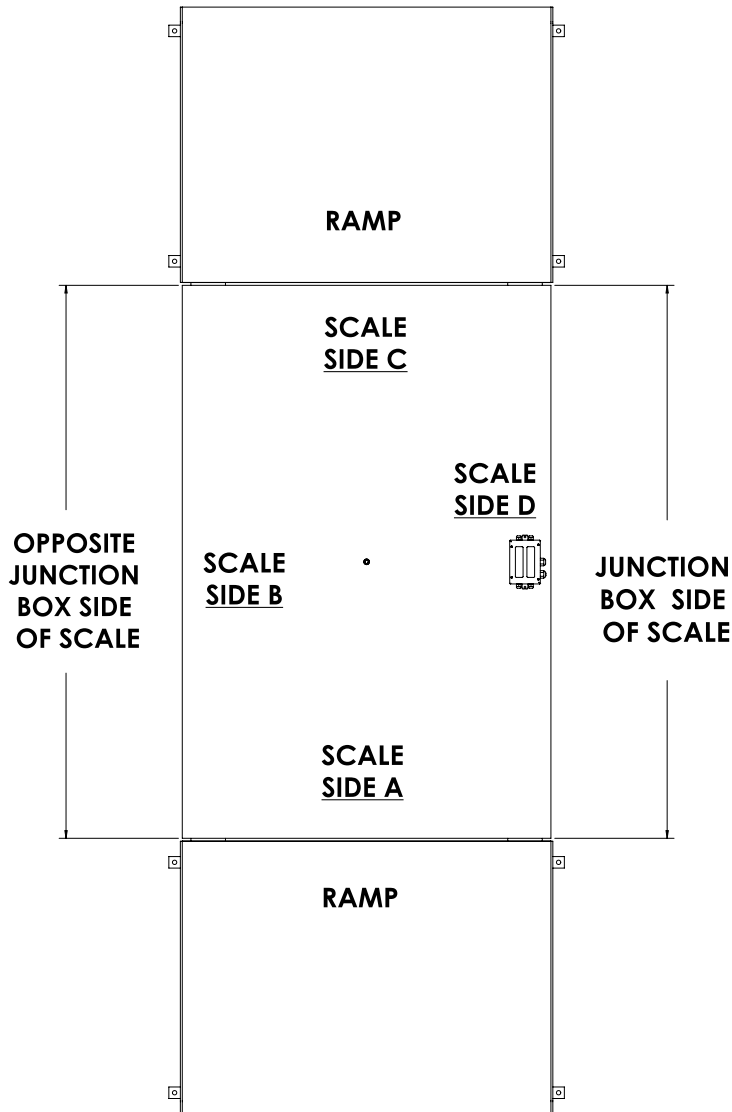
Part #	Size (W x L x H) (Diamond Treadplate Standard)	Est. Weight	Price
74953*	3 ft x 3 ft x 3.625 in	133 lb	\$390.00
74954*	4 ft x 3 ft x 3.625 in	177 lb	\$425.00
74955*	5 ft x 3 ft x 3.625 in	226 lb	\$480.00
74956	3 ft x 4 ft x 3.625 in	177 lb	\$455.00
74957	4 ft x 4 ft x 3.625 in	224 lb	\$505.00
74958	5 ft x 4 ft x 3.625 in	272 lb	\$540.00

* Not recommended for use with pallet jacks

NOTE: Approach length must match width of ramp with width of scale


NOTE: Part numbered ramps are designed to fit scale on sides perpendicular to junction box. The junction box is always on longest side of scale unless specified differently.

Part numbered ramps are designed to fit scale sides A or C, if you need a ramp to fit scale side B or D please request a quote for a special ramp



Underdeck View

Summit® 3000 Pit Frames



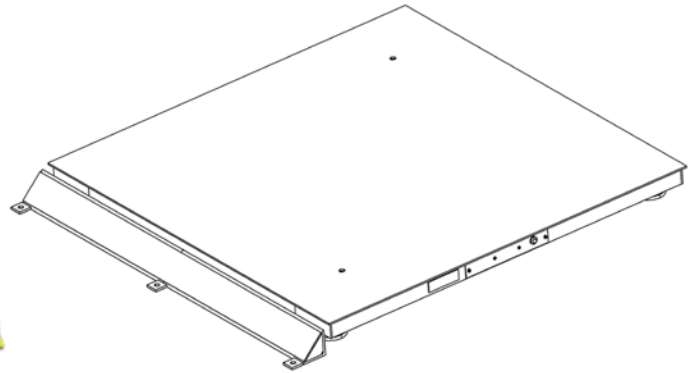
Summit Pit Frames

Summit Pit Frames

Part #	Size (W x L)	Est. Weight	Price
75036	3 ft x 3 ft	100 lb	\$370.00
75037	4 ft x 4 ft	125 lb	\$475.00
75040	5 ft x 5 ft	155 lb	\$590.00
75038	4 ft x 5 ft	140 lb	\$535.00
75039	4 ft x 6 ft	157 lb	\$590.00

Bumper Guards

Option A



Anchor bolt size required:

1/2 in dia (Not included)

Construction:

RoughDeck® HP and HP-H versions

(Mild steel, painted safety yellow)

RoughDeck SS/HE (304 stainless steel)

Part Number/Price

Length	RoughDeck HP	Price Each	RoughDeck SS/HE	Price Each	RoughDeck HP-H	Price Each
2.5 ft	86815	\$125.00	86824	\$215.00	86833	\$215.00
3.0 ft	86816	\$150.00	86825	\$255.00	86834	\$255.00
4.0 ft	86817	\$200.00	86826	\$340.00	86835	\$340.00
5.0 ft	86818	\$250.00	86827	\$425.00	86836	\$425.00
6.0 ft	86819	\$300.00	86828	\$510.00	86837	\$510.00
7.0 ft	86820	\$350.00	86829	\$595.00	86838	\$595.00
8.0 ft	86821	\$400.00	86830	\$680.00	86839	\$680.00
9.0 ft	86822	\$450.00	86831	\$765.00	86840	\$765.00
10.0 ft	86823	\$500.00	86832	\$850.00	86841	\$850.00

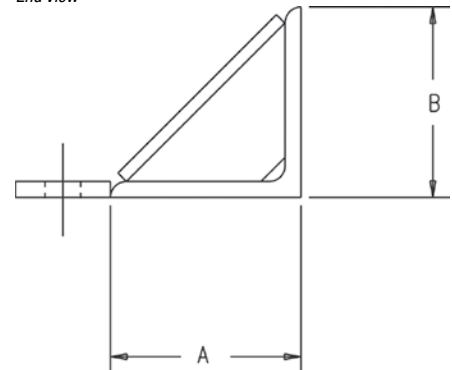
Accessories

Part #	Description	Price
18777	Floor anchor plates, mild steel (set of two), RoughDeck HP	\$35.00
18778	Floor anchor plates, stainless steel (set of two), RoughDeck SS/HE	\$45.00
40387	Floor anchor plates, mild steel (set of two), RoughDeck HP-H 20,000 lb	\$48.00
40388	Floor anchor plates, mild steel (set of two), RoughDeck HP-H 30,000 lb	\$48.00

Drawing Dimensions


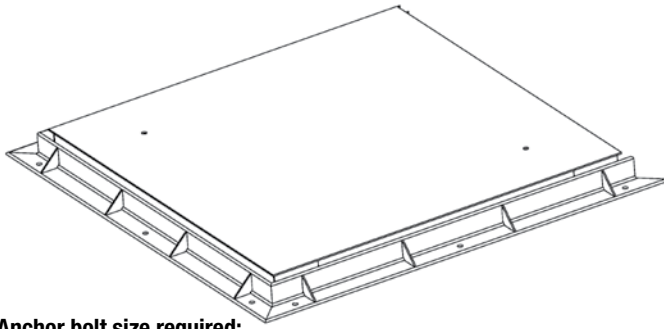
Model	A	B
RoughDeck HP	3 in	3 in
RoughDeck SS/HE	3 in	3 in
RoughDeck HP-H	4 in	4 in

End View



Bumper Guards

Option B



Anchor bolt size required:
1/2 in dia (Not Included)

Construction:
RoughDeck® HP and HP-H versions
(Mild steel, painted safety yellow)
RoughDeck SS/HE (304 stainless steel)

Note: If you plan to surround scale on all four sides with bumper guards, option B, please contact factory as a special bumper guard must be made to accommodate the home run cable exit.

Part Number/Price

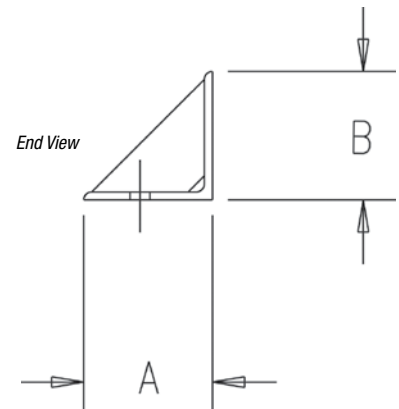
Length	RoughDeck HP	Price Each	RoughDeck SS/HE	Price Each	RoughDeck HP-H	Price Each
2.5 ft	86843	\$120.00	86852	\$175.00	86861	\$175.00
3.0 ft	86844	\$145.00	86853	\$210.00	86862	\$210.00
4.0 ft	86845	\$195.00	86854	\$280.00	86863	\$280.00
5.0 ft	86846	\$240.00	86855	\$350.00	86864	\$350.00
6.0 ft	86847	\$290.00	86856	\$420.00	86865	\$420.00
7.0 ft	86848	\$340.00	86857	\$490.00	86866	\$490.00
8.0 ft	86849	\$385.00	86858	\$560.00	86867	\$560.00
9.0 ft	86850	\$435.00	86859	\$630.00	86868	\$630.00
10.0 ft	86851	\$480.00	86860	\$700.00	86869	\$700.00

Accessories

Part #	Description	Price
18777	Floor anchor plates, mild steel (set of two), RoughDeck HP	\$35.00
18778	Floor anchor plates, stainless steel (set of two), RoughDeck SS/HE	\$45.00
40387	Floor anchor plates, mild steel (set of two), RoughDeck HP-H 20,000 lb	\$48.00
40388	Floor anchor plates, mild steel (set of two), RoughDeck HP-H 30,000 lb	\$48.00

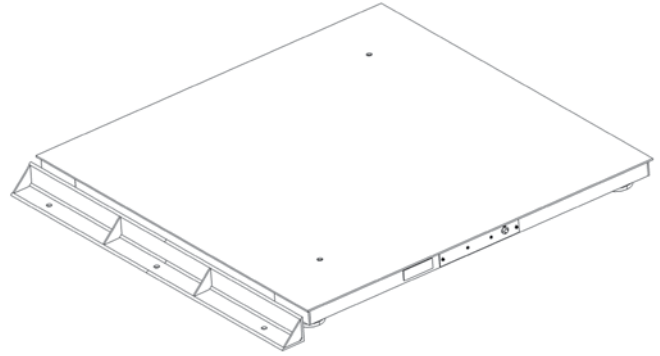

Drawing Dimensions

Model	A	B
RoughDeck HP	3 in	3 in
RoughDeck SS/HE	3 in	3 in
RoughDeck HP-H	4 in	4 in



Bumper Guards

Option C



Anchor bolt size required:
1/2 in dia (not included)

Construction:
RoughDeck® HP and HP-H versions
(Mild steel, painted safety yellow)
RoughDeck SS/HE
(304 stainless steel)

Part Number/Price

Length	RoughDeck HP	Price Each	RoughDeck SS/HE	Price Each	RoughDeck HP-H	Price Each
2.5 ft	86870	\$80.00	86879	\$180.00	86888	\$180.00
3.0 ft	86871	\$100.00	86880	\$220.00	86889	\$220.00
4.0 ft	86872	\$130.00	86881	\$295.00	86890	\$295.00
5.0 ft	86873	\$160.00	86882	\$365.00	86891	\$365.00
6.0 ft	86874	\$195.00	86883	\$440.00	86892	\$440.00
7.0 ft	86875	\$225.00	86884	\$510.00	86893	\$510.00
8.0 ft	86876	\$260.00	86885	\$590.00	86894	\$590.00
9.0 ft	86877	\$290.00	86886	\$660.00	86895	\$660.00
10.0 ft	86878	\$320.00	86887	\$730.00	86896	\$730.00

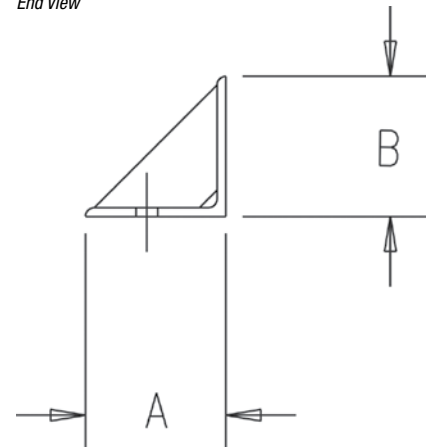
Accessories

Part #	Description	Price
18777	Floor anchor plates, mild steel (set of two), RoughDeck HP	\$35.00
18778	Floor anchor plates, stainless steel (set of two), RoughDeck SS/HE	\$45.00
40387	Floor anchor plates, mild steel (set of two), RoughDeck HP-H 20,000 lb	\$48.00
40388	Floor anchor plates, mild steel (set of two), RoughDeck HP-H 30,000 lb	\$48.00

Drawing Dimensions

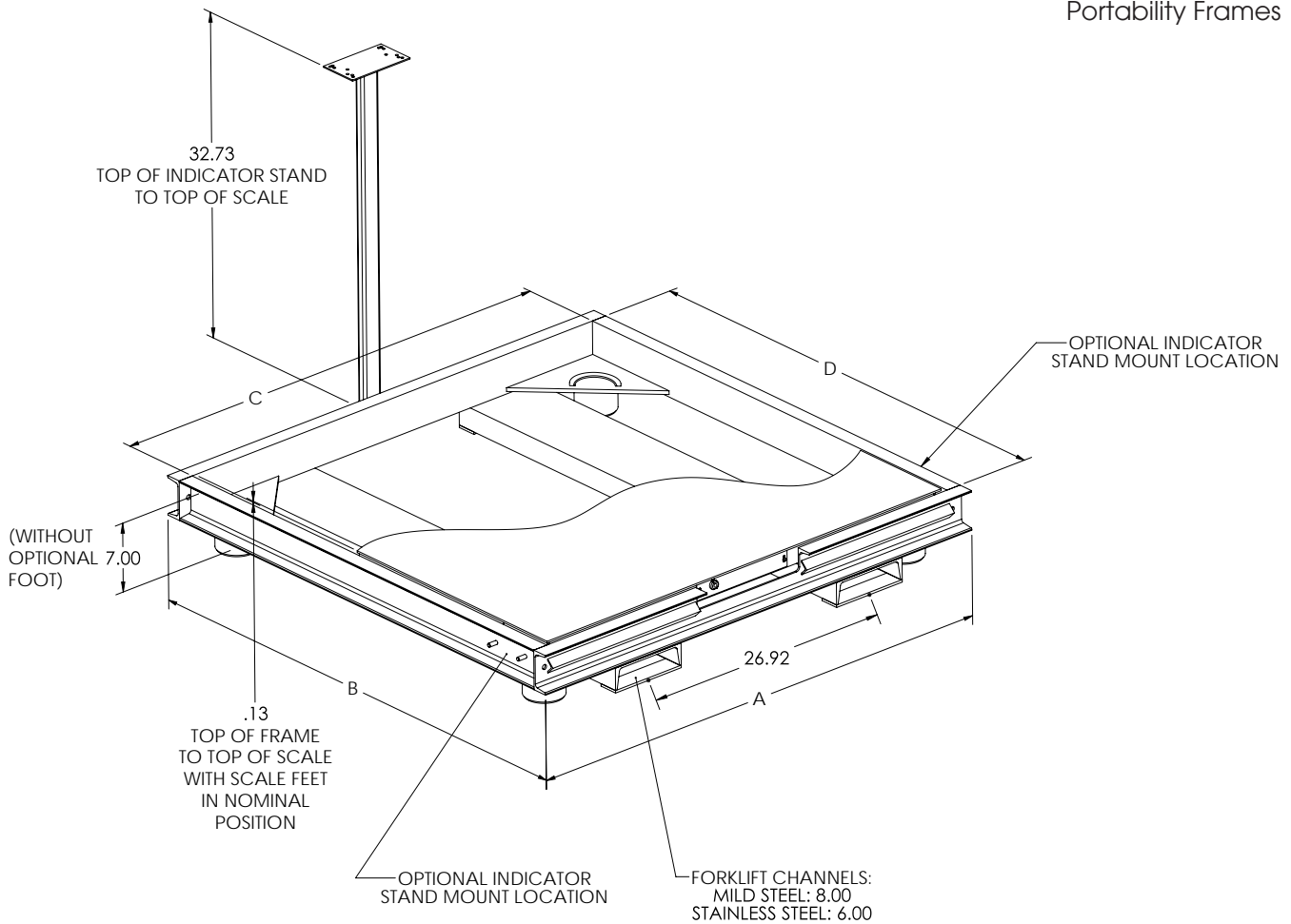
Model	A	B
RoughDeck HP	3 in	3 in
RoughDeck SS/HE	3 in	3 in
RoughDeck HP-H	4 in	4 in

End View



RoughDeck® HP and SS

Portability Frames



Part Number/Price

Part #	Size (W x L)	Est. Weight	Price
RoughDeck HP Portability Frames			
164492	4 ft x 4 ft, up to 10,000 lb capacity, floor stand for indicator 36.3 in high, indicator stand mounting bracket	275 lb	\$1,115.00
164493	5 ft x 5 ft, up to 10,000 lb capacity, floor stand for indicator 36.3 in high, indicator stand mounting bracket	400 lb	\$1,230.00
RoughDeck SS Portability Frames			
164494	4 ft x 4 ft, up to 10,000 lb capacity, floor stand for indicator 36.3 in high, indicator stand mounting bracket	275 lb	\$2,575.00
164495	5 ft x 5 ft, up to 10,000 lb capacity, floor stand for indicator 36.3 in high, indicator stand mounting bracket	400 lb	\$2,875.00

NOTE: Indicator stand mount bracket works with 120/120 Plus, 882IS/882IS Plus, 882IS/882IS Plus w/battery, 880/880 Plus, 480/480 Plus, 482/482 Plus, 680 Synergy

NOTE: Consult factory if you intend on using with a pallet jack.

Options

Part #	Size (W x L)	Est. Weight	Price
Options			
74574	SST, Captured Ball Foot 3.00in diameter 1/2-20 UNF thread with jam nut	—	\$58.00

Portability Frame Dimensions

4 ft x 4 ft

A	Mild steel: 51.92 in (1,318 mm)	Stainless steel: 52.75 in (1,339 mm)
B	Mild steel: 51.92 in (1,318 mm)	Stainless steel: 52.75 in (1,339 mm)
C	48.75 in (1,238 mm)	
D	48.75 in (1,238 mm)	

5 ft x 5 ft

A	Mild steel: 63.92 in (1,623 mm)	Stainless steel: 64.75 in (1,644 mm)
B	Mild steel: 63.92 in (1,623 mm)	Stainless steel: 64.75 in (1,644 mm)
C	60.75 in (1,543 mm)	
D	60.75 in (1,543 mm)	

Distance from floor to inside of strap on the fork entry (without optional foot)

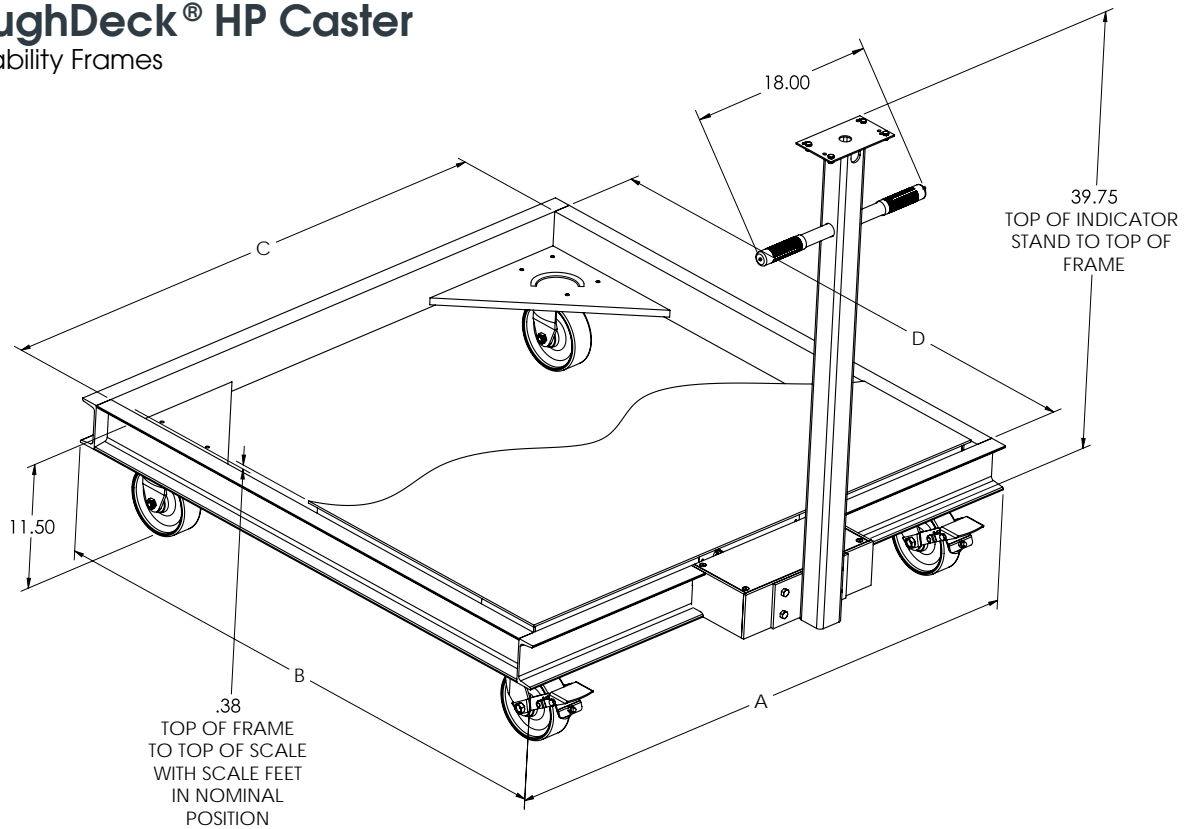
Mild steel: 3/4 in	Stainless steel: 1/2 in
--------------------	-------------------------

Distance from inside of strap to top of the fork entry (without optional foot)

Mild steel: 2 in	Stainless steel: 2 1/4 in
------------------	---------------------------

RoughDeck® HP Caster

Portability Frames



Standard Features

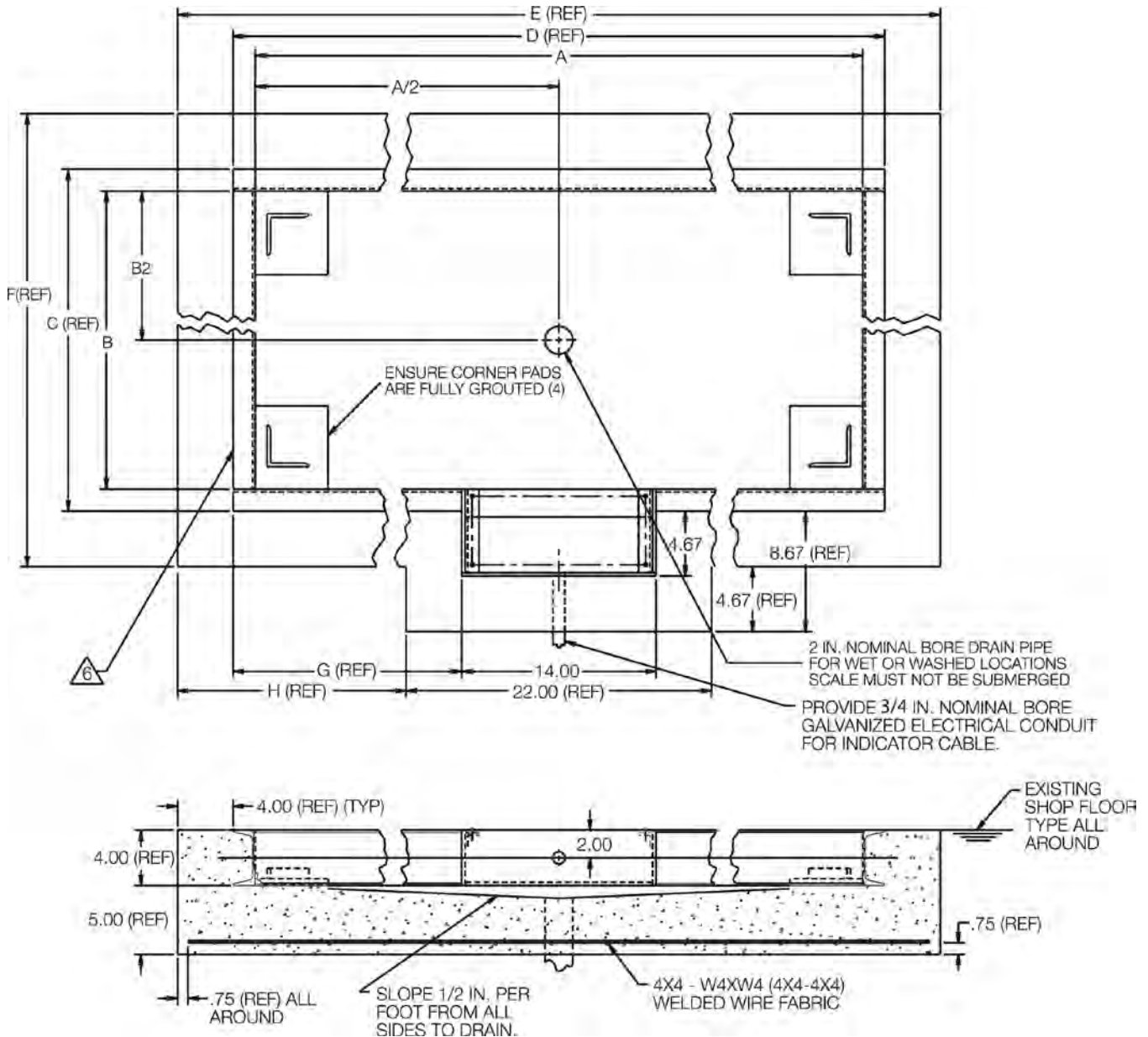
- Painted mild steel
- Two rigid forged steel casters, two swivel forged steel caster with lock on back
- Casters for scales 1,000lb-5,000lb are rated for 1,500lb each. Casters for 10,000lb scale are rated for 4,000lb each

Part Number/Price

Part #	Size (W x L x H)	Est. Weight	Price
RoughDeck HP Caster Portability Frames			
157785	2.5 ft x 2.5 ft, for RoughDeck HP 1,000 lb to 5,000 lb	220 lb	\$1,995.00
157791	3 ft x 3 ft, for RoughDeck HP 1,000 lb to 5,000 lb	240 lb	\$1,995.00
157792	4 ft x 4 ft, for RoughDeck HP 1,000 lb to 5,000 lb	260 lb	\$1,995.00
157793	4 ft x 4 ft, for RoughDeck HP 10,000 lb	260 lb	\$2,235.00

NOTE: Indicator stand mount bracket works with 120/120 Plus, 882IS/882IS Plus, 882IS/882IS Plus w/battery, 880/880 Plus, 480/480 Plus, 482/482 Plus, 680 Synergy

Caster Portability Frame Dimensions	
2.5 ft x 2.5 ft (1,000 lb-5,000 lb)	
A	33.92
B	33.92
C	30.75
D	30.75
3 ft x 3 ft (1,000 lb-5,000 lb)	
A	39.92
B	39.92
C	36.75
D	36.75
4 ft x 4 ft (1,000 lb-5,000 lb)	
A	51.92
B	51.92
C	48.75
D	48.75
4 ft x 4 ft (10,000 lb)	
A	51.92
B	51.92
C	48.75
D	48.75



Drawing Dimensions

Scale Size	2.5 ft x 2.5 ft	3 ft x 3 ft	4 ft x 4 ft	5 ft x 5 ft	4 ft x 5 ft	4 ft x 6 ft	5 ft x 6 ft	5 ft x 7 ft
A	30.75	36.75	48.75	60.75	60.75	72.75	72.75	84.75
B	30.75	36.75	48.75	60.75	48.75	48.75	60.75	60.75
C	33.92	39.92	51.92	63.92	51.92	51.92	63.92	63.92
D	33.92	39.92	51.92	63.92	63.92	75.92	75.92	87.92
E	41.92	47.95	59.92	71.92	71.92	83.92	83.92	95.92
F	41.92	47.95	59.92	71.92	59.92	59.92	71.92	71.92
G	9.96	12.96	18.96	24.96	24.96	30.96	30.96	36.96
H	9.96	12.96	18.96	24.96	24.96	30.96	30.96	36.96

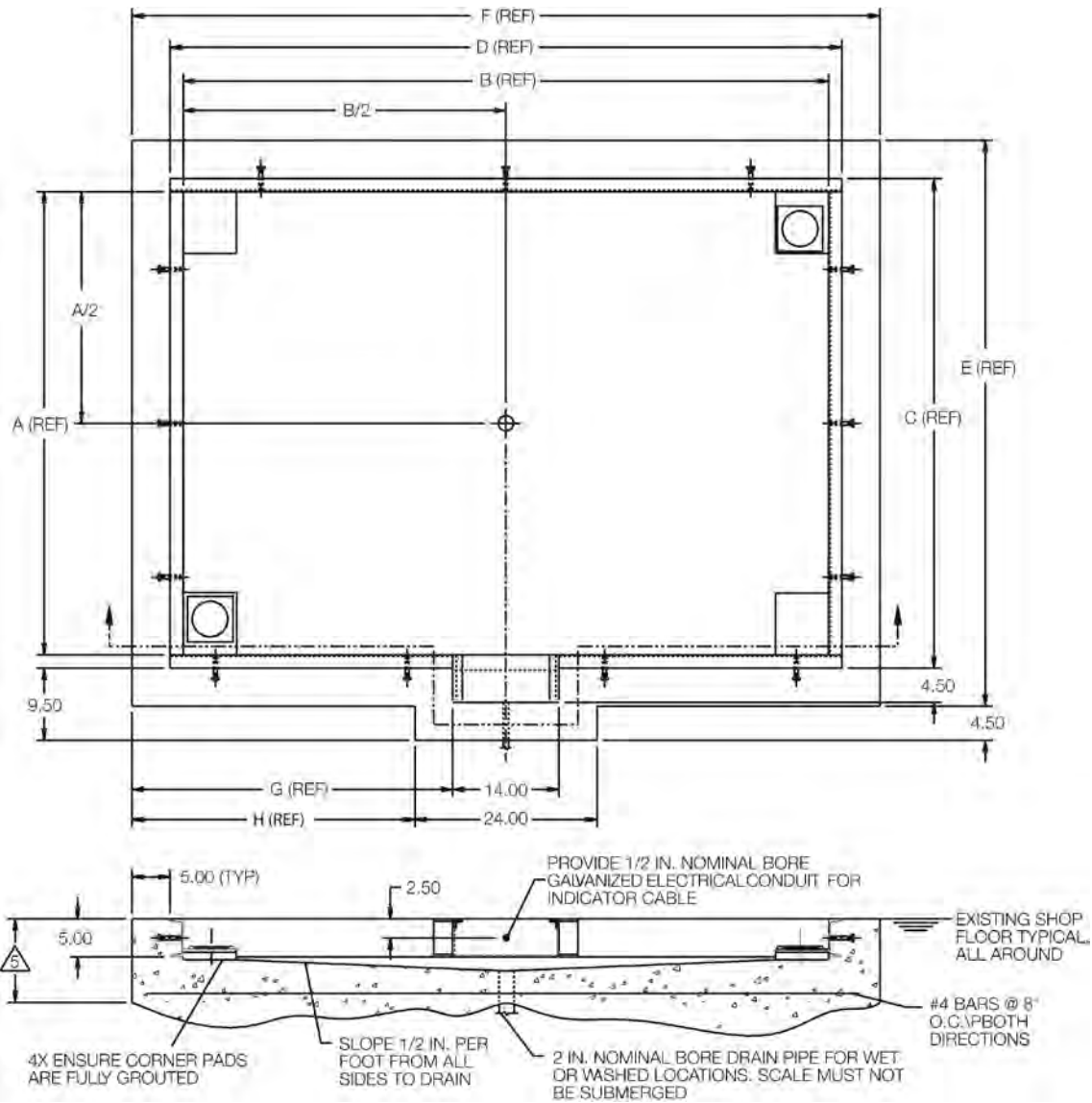
All dimensions are shown in inches. Drawing #S2944-Rev. D

* Drawings are for standard catalog part numbered scales.

1. Use concrete of minimum yield strength 5,000 PSI or 6-bag mix
2. Allow 7 days to cure (wet concrete periodically during this time).
3. Dimensions shown assume firm, stable soil conditions. When soil conditions are not adequate, place foundation at sufficient depth.
4. In wet or washdown applications, we recommend the use of hermetically sealed load cells, and that junction box be mounted remotely in a dry location.
5. Wire mesh to have minimum 0.75 in cover bottom and sides.
6. On stainless steel versions, two pieces of 2 in angle will be substituted for 4 in channel.

RoughDeck® HP-H

Pit Frame Concrete Details* – 20,000lb Capacity



Drawing Dimensions

Scale Size	4ft x 4ft	4ft x 5ft	4ft x 6ft	4ft x 7ft	5ft x 5ft	5ft x 6ft	5ft x 7ft
A	49.00	49.00	49.00	49.00	61.00	61.00	61.00
B	49.00	61.00	73.00	85.00	61.00	73.00	85.00
C	52.50	52.50	52.50	52.50	64.50	64.50	64.50
D	52.50	64.50	76.50	88.50	64.50	76.50	88.50
E	62.50	62.50	62.50	62.50	74.50	74.50	74.50
F	62.50	74.50	86.50	98.50	74.50	86.50	98.50
G	24.25	30.25	36.25	42.25	30.25	36.25	42.25
H	19.25	25.25	31.35	37.25	25.25	31.35	37.25

Drawing Dimensions

Scale Size	6ft x 6ft	6ft x 7ft	6ft x 8ft	7ft x 9ft	7ft x 10ft	8ft x 10ft
A	73.00	73.00	73.00	85.00	85.00	97.00
B	73.00	85.00	97.00	109.00	121.00	121.00
C	76.50	76.50	76.50	88.50	88.50	100.50
D	76.50	88.50	100.50	112.50	124.50	124.50
E	86.50	86.50	86.50	98.50	98.50	110.50
F	86.50	98.50	110.50	122.50	134.50	134.50
G	36.25	42.25	48.25	54.25	60.25	60.25
H	31.25	37.25	43.25	49.25	55.25	55.25

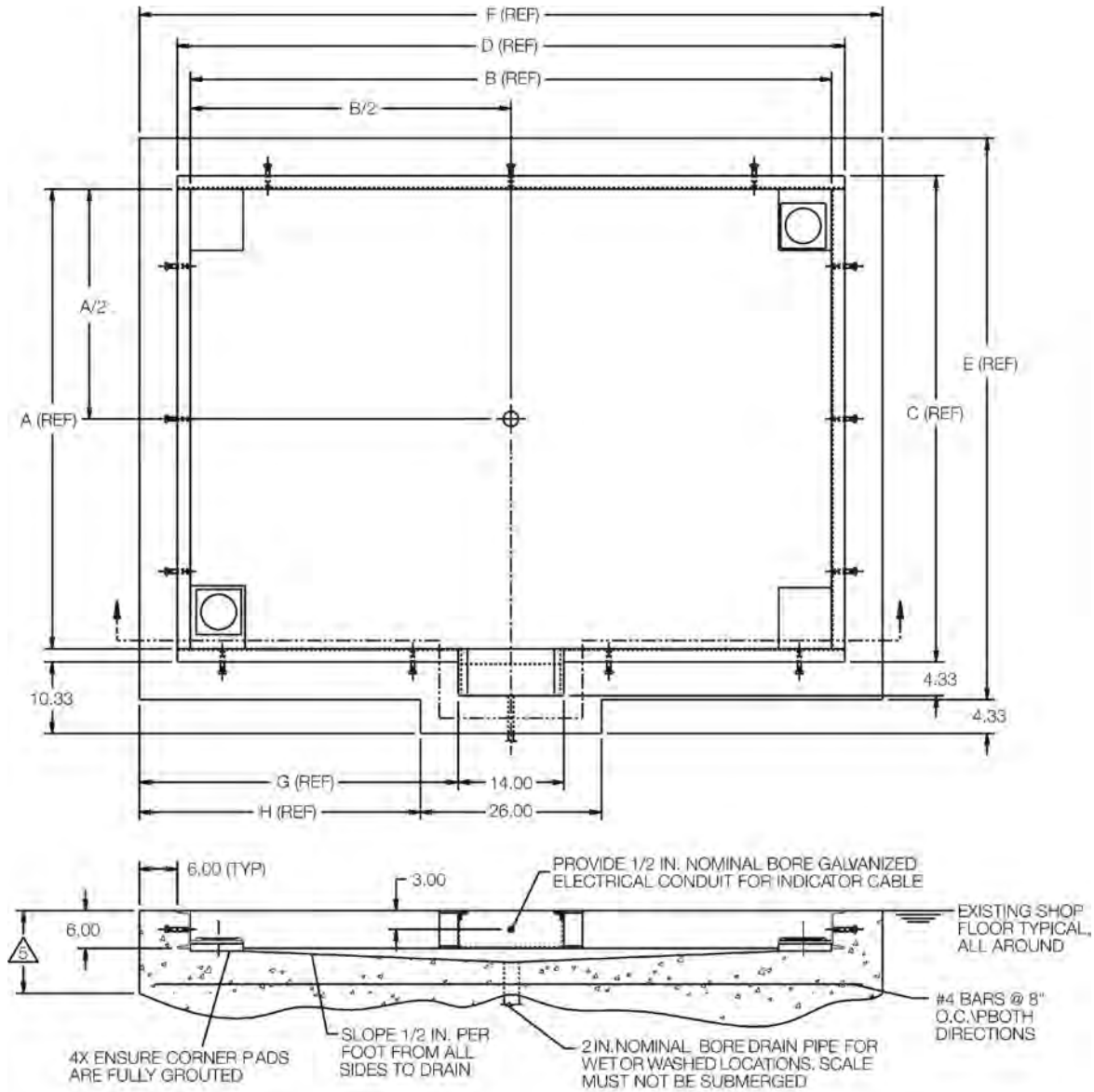
All dimensions are shown in inches. Drawing #S2944A-Rev. A

* Drawings are for standard catalog part numbered scales.

1. Use concrete of minimum yield strength 5,000 PSI or 6-bag mix.
2. Allow 7 days to cure (wet concrete periodically during this time).
3. Before installing pit frame, ensure that proper sand (or soil) base is available under either existing concrete or new installation.
4. In wet or washdown applications, we recommend use of hermetically sealed load cells, and that junction box be mounted remotely in a dry location.
5. For required depth of slab, or rebar requirements specific to your application, proper engineering consultation is recommended.

RoughDeck® HP-H

Pit Frame Concrete Details* – 30,000lb Capacity



Drawing Dimensions							
Scale Size	4 ft x 4 ft	4 ft x 5 ft	4 ft x 6 ft	4 ft x 7 ft	5 ft x 5 ft	5 ft x 6 ft	5 ft x 7 ft
A	49.00	49.00	49.00	49.00	61.00	61.00	61.00
B	49.00	61.00	73.00	85.00	61.00	73.00	85.00
C	52.84	52.84	52.84	52.84	64.84	64.84	64.84
D	52.84	64.84	76.84	88.84	64.84	76.84	88.84
E	64.84	64.84	64.84	64.84	76.84	76.84	76.84
F	64.84	76.84	88.84	100.84	76.84	88.84	100.84
G	25.42	31.42	37.42	43.42	31.42	37.42	43.42
H	19.42	25.42	31.42	37.42	25.42	31.42	37.42

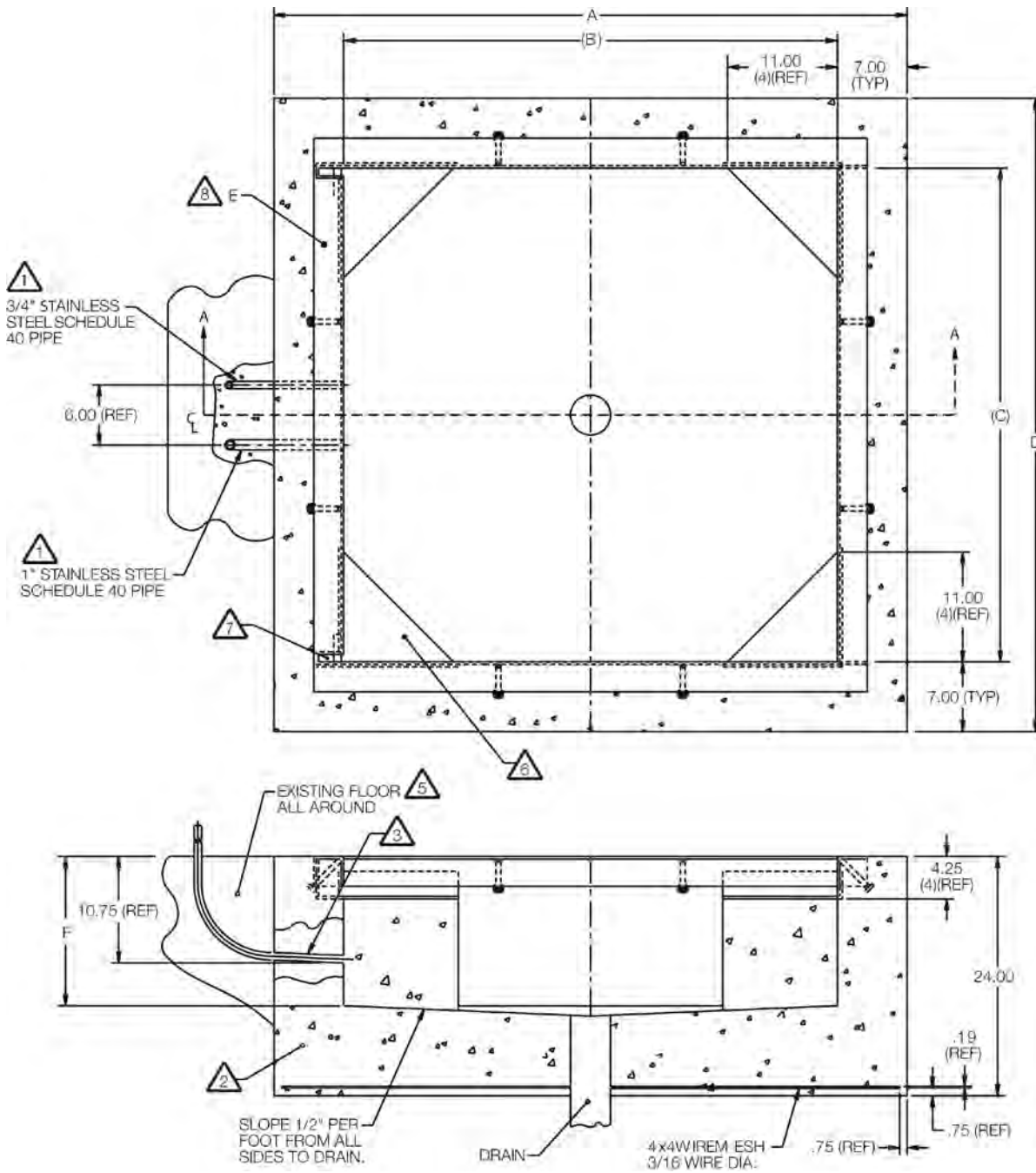
Drawing Dimensions						
Scale Size	6 ft x 6 ft	6 ft x 7 ft	6 ft x 8 ft	7 ft x 9 ft	7 ft x 10 ft	8 ft x 10 ft
A	73.00	73.00	73.00	85.00	85.00	97.00
B	73.00	85.00	97.00	109.00	121.00	121.00
C	76.84	76.84	76.84	88.84	88.84	100.84
D	76.84	88.84	100.84	112.84	124.84	124.84
E	88.84	88.84	88.84	100.84	100.84	112.84
F	88.84	100.84	112.84	112.84	136.84	136.84
G	37.42	43.42	49.42	55.42	61.42	61.42
H	31.42	37.42	43.42	49.42	55.42	55.42

1. Use concrete of minimum yield strength 5,000 PSI or 6-bag mix.
2. Allow 7 days to cure (wet concrete periodically during this time).
3. Before installing pit frame, ensure that proper sand (or soil) base is available under either existing concrete or new installation.
4. In wet or washdown applications, we recommend the use of hermetically sealed load cells, and that junction box be mounted remotely in a dry location.
5. For required depth of slab, or rebar requirements specific to your application, proper engineering consultation is recommended.

All dimensions are shown in inches. Drawing #S2944B-Rev. A
 * Drawings are for standard catalog part numbered scales.

AutoLift HE

Pit Frame Concrete Details*



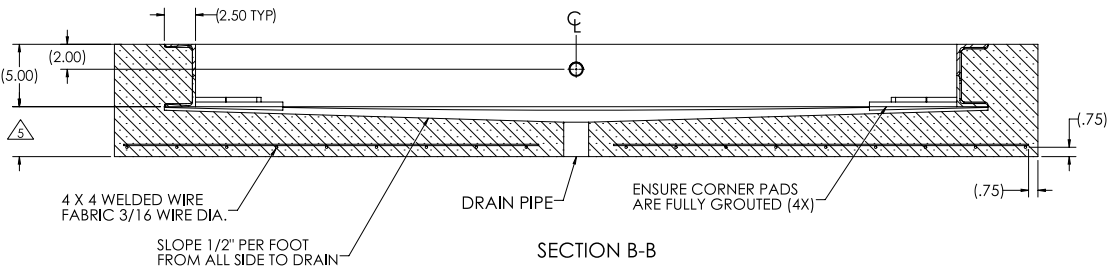
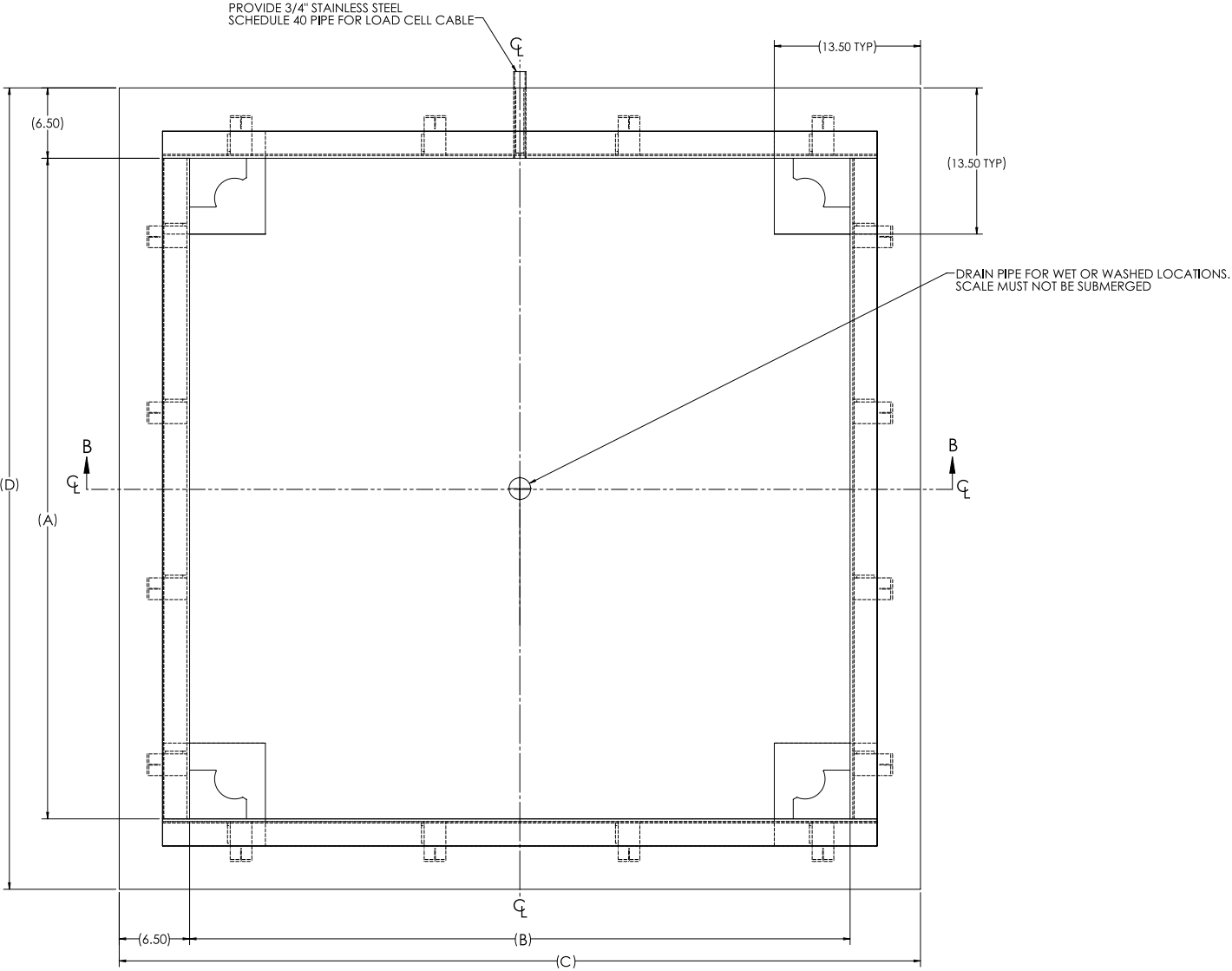
1. Length of pipe is determined on site.
2. Use concrete of minimum yield strength 5,000 PSI or 6-bag mix.
3. Slope pipe slightly for water drainage.
4. Allow concrete 7 days to cure (wet concrete periodically during this time).
5. Tie pit in with existing floor with rebar if required.
6. Ensure underside is supported with concrete or grout (plate is an integral part of frame).
7. Keep pocket free of concrete.
8. Coping must sit level in floor to allow proper operation of scale.

Drawing Dimensions

Scale Size	4 ft x 4 ft	5 ft x 5 ft
A	63.06	75.06
B	49.06	61.06
C	49.00	61.06
D	63.00	75.00
E (PN)	41936	41397
F	15.00	16.75

All dimensions are shown in inches. Drawing #S5158-Rev. B

* Drawings are for standard catalog part numbered scales.



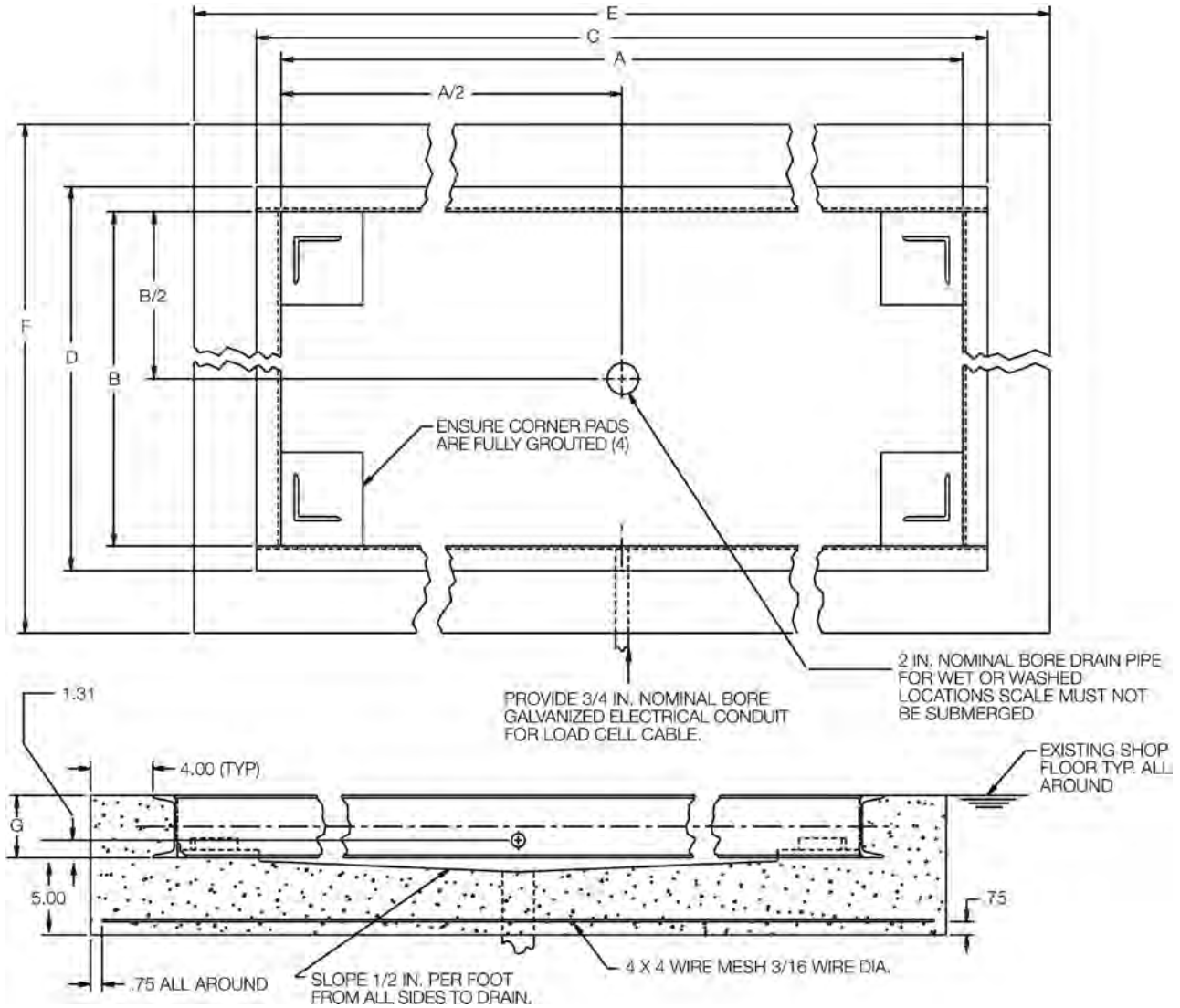
- 1. Use concrete of minimum yield strength 5,000 PSI or 6-bag mix.
- 2. Allow 7 days to cure (wet concrete periodically during this time).
- 3. Before installing pit frame, ensure that proper sand (or soil) base is available under either existing concrete or new installation.
- 4. In wet or washdown applications, we recommend the use of hermetically sealed load cells.
- 5. For required depth of slab, or rebar requirements specific to your application, proper engineering consultation is recommended.

Drawing Dimensions				
Scale Size	A	B	C	D
4 ft x 4 ft	49.00	49.00	62.00	62.00
5 ft x 5 ft	61.00	61.00	74.00	74.00

All dimensions are shown in inches.

RoughDeck® QC

Pit Frame Concrete Details*



Drawing Dimensions

Scale Size	A	B	C	D	E	F	G
2.5 ft x 2.5 ft - 2,000 lb	30.75	31.00	34.75	35.00	42.75	43.00	4.00
3 ft x 3 ft - 2,000 lb	36.75	37.00	40.75	41.00	48.75	49.00	4.00
4 ft x 4 ft - 2,000 lb	48.75	49.00	52.75	53.00	60.75	61.00	4.00
4 ft x 4 ft - 5,000 lb	48.75	49.00	52.75	53.00	60.75	61.00	4.00
4 ft x 4 ft - 10,000 lb	48.75	49.00	53.75	54.00	61.75	62.00	5.00
4 ft x 5 ft - 2,000 lb	60.75	49.00	64.75	53.00	72.75	61.00	4.00
4 ft x 5 ft - 5,000 lb	60.75	49.00	65.75	54.00	73.75	62.00	5.00
4 ft x 5 ft - 10,000 lb	60.75	49.00	65.75	54.00	73.75	62.00	5.00
4 ft x 6 ft - 2,000 lb	72.75	49.00	77.75	54.00	85.75	62.00	5.00

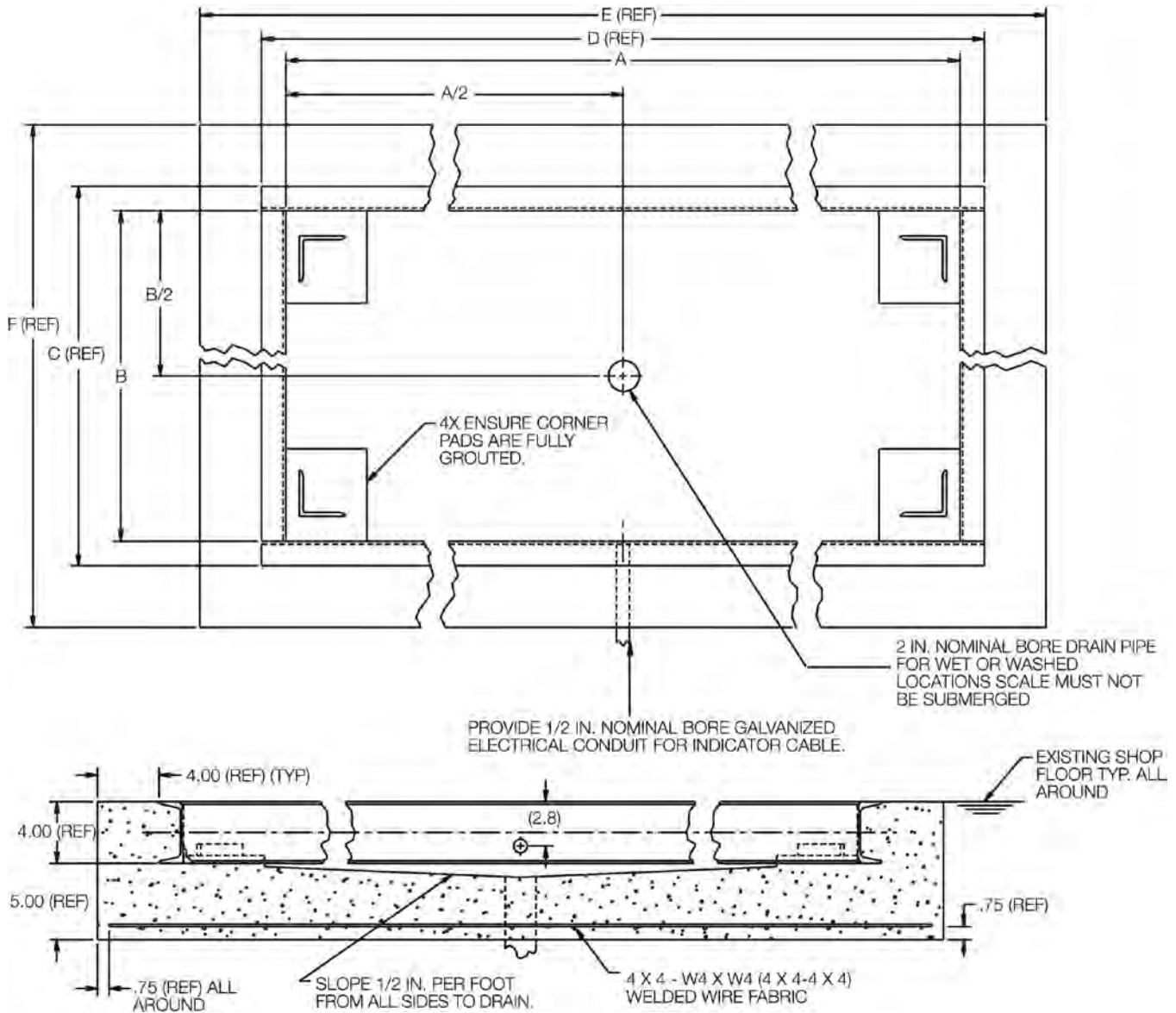
All dimensions are shown in inches. Drawing #S6360A-Rev. D

1. Use concrete of minimum yield strength 5,000 PSI or 6-bag mix.
2. Allow 7 days to cure (wet concrete periodically during this time).
3. Dimensions shown assume firm, stable soil conditions. When soil conditions are not adequate, place foundation at sufficient depth.
4. In wet or washdown applications, we recommend the use of hermetically sealed load cells, and that the junction box be mounted remotely in a dry location.
5. Wire mesh to have minimum 0.75 in cover bottom and sides.

Drawing Dimensions

Scale Size	A	B	C	D	E	F	G
4 ft x 6 ft - 5,000	72.75	49.00	77.75	54.00	85.75	62.00	5.00
4 ft x 6 ft - 10,000	72.75	49.00	78.75	55.00	86.75	63.00	6.00
5 ft x 5 ft - 2,000	60.75	61.00	65.75	66.00	73.75	74.00	5.00
5 ft x 5 ft - 5,000	60.75	61.00	65.75	66.00	73.75	74.00	5.00
5 ft x 5 ft - 10,000	60.75	61.00	65.75	66.00	73.75	74.00	5.00
5 ft x 7 ft - 2,000	84.75	61.00	90.75	67.00	98.75	75.00	6.00
5 ft x 7 ft - 5,000	84.75	61.00	90.75	67.00	98.75	75.00	6.00
5 ft x 7 ft - 10,000	84.75	61.00	90.75	67.00	98.75	75.00	6.00
6 ft x 6 ft - 5,000	72.75	73.00	78.75	79.00	86.75	87.00	6.00
6 ft x 6 ft - 10,000	72.75	73.00	78.75	79.00	86.75	87.00	6.00

* Drawings are for standard catalog part numbered scales.



1. Use concrete of minimum yield strength 5,000 PSI or 6-bag mix.
2. Allow 7 days to cure (wet concrete periodically during this time).
3. Dimensions shown assume firm, stable soil conditions. When soil conditions are not adequate, place foundation at sufficient depth.
4. In wet or washdown applications we recommend the use of hermetically sealed load cells and that the junction box be mounted remotely in a dry location.
5. Wire mesh to have minimum 0.75 in cover bottom and sides.

Drawing Dimensions

Scale Size	3 ft x 3 ft	4 ft x 4 ft	4 ft x 5 ft	4 ft x 6 ft	5 ft x 5 ft
A	36.75	48.75	60.75	72.75	60.75
B	36.75	48.75	48.75	48.75	60.75
C	39.92	51.92	51.92	51.92	63.92
D	39.92	51.92	63.92	75.92	63.92
E	47.92	59.92	71.92	83.92	71.92
F	47.92	59.92	59.92	59.92	71.92

All dimensions are shown in inches. Drawing #S77687

* Drawings are for standard catalog part numbered scales.

Forklift / Pallet Jack Scales

TABLE OF CONTENTS

CLS SERIES	452
<i>Forklift Scale</i>	
RL-HPJ	456
<i>Hand Pallet Jack Scale</i>	

ESPAÑOL | Visite [ricelake.com/spanish](https://www.ricelake.com/spanish)
para ver todos los materiales
Rice Lake que están
disponibles en español.

*Product names, logos, brands and other trademarks featured
or referred to within this publication are the property of their respective trademark holders.*

NEW CLS Series

Forklift Scale



Specifications

Warranty:

Two-year limited warranty

Approvals:

NTEP CC 06-074 (5,000lb only) per H-44
at 1,000 division
Measurement Canada AM-5893

Approvals



Measurement
Canada
Approved

The CLS Series forklift scale mounts directly to most Class II and Class III lift trucks, saving material handling processes time and money. The CLS can be paired with a device for weight display through a cable or cableless connection. The weight display can either be a Rice Lake Weighing Systems indicator designed for the CLS or virtually through a device that supports the CLS Virtui software application. For connection to peripheral equipment, there is also optional USB, Bluetooth and Wi-Fi connection available.

Standard Features

Scale Carriage

- 28 in (Class II), 5,000 x 5 lbs, NTEP Certified
- 34 in (Class II), 5,000 x 5 lbs, NTEP Certified
- 38 in (Class III), 8,000 x 5 lbs, not NTEP
- 1 1/2 in - thick front and back painted steel plates coupled by four flexures
- Top cleats are welded, pinned and bolted
- Welded centering pin
- Two 5,000 lb s-beam load cells
- iQube²⁰ junction box with inclinometer
- Molded coiled cable, up to 15 ft uncoiled

Presale Requirements

- Provide completed forklift questionnaire for quotation. A pre-installed load backrest on the forklift may interfere with flexures or cableless load cell interface option
- Compatible with most Class II and Class III forklift attachments, consult factory

Installation Recommendations

- When installing a forklift scale on an electric forklift, static discharge protection must be present on the forklift and install a chassis mount power conditioner to protect forklift electronics.
- When installing a forklift scale, OSHA requires the end user to de-rate the lift capacity of the forklift.

CLS Indicator

CLS-920

The CLS-920 is a version of the 920i specifically designed for the CLS. It incorporates the flexibility, intelligence and programmability of the 920i in a smaller enclosure with a DC power supply for use on forklifts. The standard program offers weight indication, configuration, calibration and diagnostics specific to the CLS. Customize it for your application with an optional user program.

- Backlit graphical LCD display
- On/Off power switch
- Painted mild steel enclosure
- Two-piece top cage indicator mounting assembly
- Two available RS-232 ports for added options
- 10-60 VDC power supply
- 64 K user onboard NV RAM

Cableless Option

The cableless option removes the coiled communication and power cable between the scale and the indicator. A rechargeable battery is secured to the scale and it powers the scale and the paired wireless modules provide communication.

- 802.15 wireless interface
- Lithium-ion battery and charger
- On/Off power switch
- Battery life: 24 hours of constant use
- Battery recharge time: 8 hours to fully recharge
- Reinforced battery box welded to top cover

CLS Virtual Solution

CLS-M

The CLS-M provides weight data without the need for a typical weight indicator. The weight indication can be presented on a device using Virtui software, a virtual indicator. The CLS-M connects to your device using RS-232, USB or Bluetooth.

- Weight indication device (PC/tablet) is not included.
- Consult factory to verify compatibility with your device.

Wi-Fi Option

This factory-installed option is available for the CLS-920.

- Wireless LAN card 802.11 B/G
- Contains FCC ID: R68WIPORATG
- Range: Up to 328 ft indoors
- Operating frequency: ISM 2.4 GHz

CLS Virtual Solution

CLS-IM

The CLS-IM displays weight data on a device using Virtui software. The CLS-IM offers the ability to obtain the weight data while moving the load. The weight data is presented as a final weight and that weight is held until a minimum threshold of weight triggers a new weighment. The CLS-IM offers a valuable time-saving solution by not requiring the forklift to be stopped to collect a static weight.

- Weight indication device (PC/tablet) is not included.
- Consult factory to verify compatibility with your device.

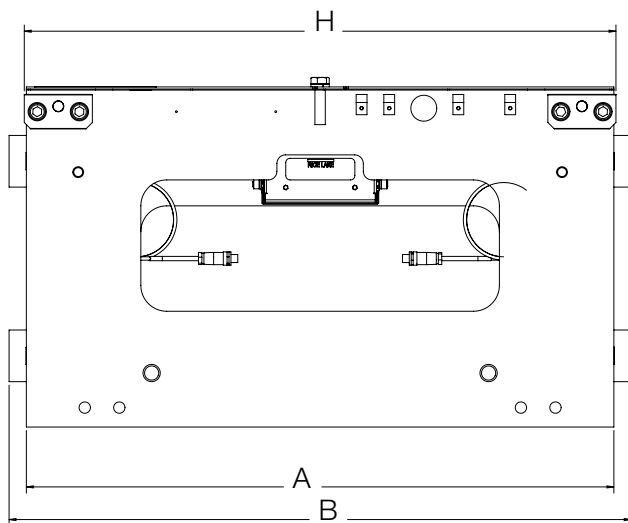
Bluetooth Option

Bluetooth communication is available as an external option for the CLS-920. It is also available in a communications/power box for the CLS-M and CLS-IM.

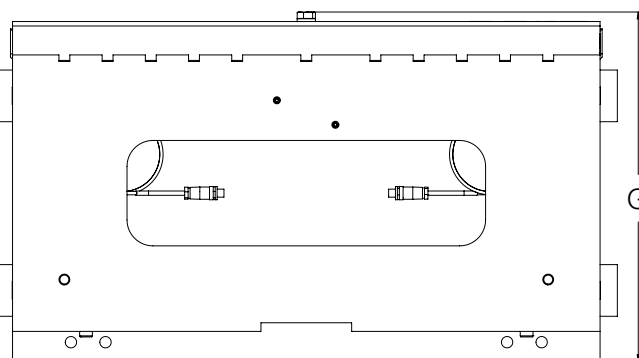
NEW CLS Series

Forklift Scale

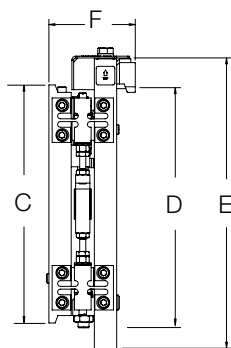
FORKLIFT / PALLET JACK SCALES



Front view



Rear view



Side view

CLS Dimensions

28 in, 5,000 lb

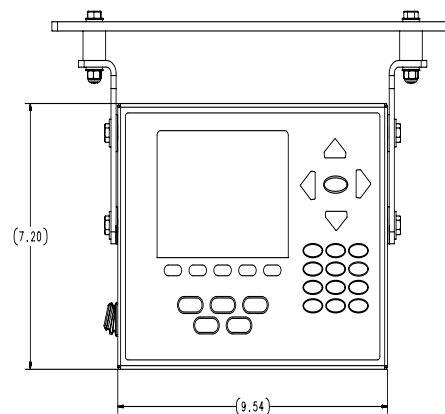
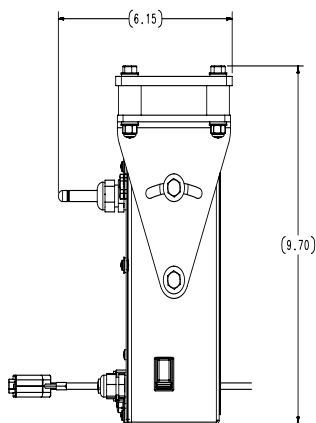
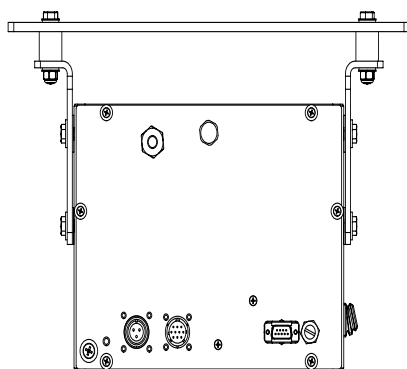
A	28 in (711.2 mm)	E	19.50 in (495.3 mm)
B	30 in (762.2 mm)	F	4.49 in (114 mm)
C	16 in (406.4 mm)	G	21.80 in (553.7 mm)
D	16.29 in (413.8 mm)	H	28.24 in (717.3 mm)

34 in, 5,000 lb

A	34 in (863.6 mm)	E	19.50 in (495.3 mm)
B	36 in (914.4 mm)	F	4.49 in (114 mm)
C	16 in (406.4 mm)	G	21.80 in (553.7 mm)
D	16.29 in (413.8 mm)	H	34.24 in (869.7 mm)

38 in, 8,000 lb

A	38 in (965.2 mm)	E	24.50 in (622.3 mm)
B	40 in (1016 mm)	F	6.04 in (153.4 mm)
C	20 in (508 mm)	G	26.68 in (677.7 mm)
D	20.15 in (511.8 mm)	H	38 in (965.2 mm)



www.ricelake.com | Phone: 800-472-6703

RICE LAKE

Part Number/Price

Part #	Size, Capacity	Forklift Compatibility	Est. Weight	Price
CLS Forklift Scale, 920i				
167420	5,000 lb x 5 lb NTEP Certified	28 in W, Class II 16 in (H) forklift carriage (30 in W with flexures) 10-60VDC	524 lb	\$8,250.00
162282	5,000 lb x 5 lb NTEP Certified	34 in W, Class II 16 in (H) forklift carriage (36 in W with flexures) 10-60VDC	539 lb	\$8,250.00
167412 *	8,000 lb x 5 lb non-Legal for Trade	38 in W, Class III 20 in (H) forklift carriage (40 in W with flexures) 10-60VDC	1,144 lb	\$10,920.00
CLS Forklift Scale, 920i Cableless				
167421	5,000 lb x 5 lb NTEP Certified	28 in W, Class II 16 in (H) forklift carriage (30 in W with flexures) 10-60VDC	524 lb	\$9,895.00
171809	5,000 lb x 5 lb NTEP Certified	34 in W, Class II 16 in (H) forklift carriage (36 in W with flexures) 10-60VDC	539 lb	\$9,895.00
167413*	8,000 lb x 5 lb non-Legal for Trade	38 in W, Class III 20 in (H) forklift carriage (40 in W with flexures) 10-60VDC	1144 lb	\$12,565.00
CLS Forklift Scale, M Series				
Consult**	5,000 lb x 5 lb NTEP Certified	28 in W, Class II 16 in (H) forklift carriage (30 in W with flexures)	510 lb	\$6,875.00
194714**	5,000 lb x 5 lb NTEP Certified	34 in W, Class II 16 in (H) forklift carriage (36 in W with flexures)	525 lb	\$6,875.00
Consult**	8,000 lb x 5 lb non-Legal for Trade	38 in W, Class III 20 in (H) forklift carriage (40 in W with flexures)	1,130 lb	\$9,275.00
CLS Forklift Scale, IM Series				
Consult**	5,000 lb x 5 lb NTEP Certified	28 in W, Class II 16 in (H) forklift carriage (30 in W with flexures)	510 lb	\$7,375.00
191748**	5,000 lb x 5 lb NTEP Certified	34 in W, Class II 16 in (H) forklift carriage (36 in W with flexures)	525 lb	\$7,375.00
Consult**	8,000 lb x 5 lb non-Legal for Trade	38 in W, Class III 20 in (H) forklift carriage (40 in W with flexures)	1,130 lb	\$9,795.00

*Non-NTEP Certified

If used with electric forklift, manufacturer recommends adding part number 166161 to protect electronics against static

**Weight indication device (PC/Tablet) is not included; consult factory to verify compatibility with your device

Options/Accessories

The following options and replacement parts below are available to use for the part numbers referenced above.

To order replacement parts and options for products purchased prior to this catalog, contact the factory for assistance.

Part #	Description	Price
Consult	Cableless option (price adder)	\$1,645.00
Consult	Bluetooth option (for CLS-920)	\$495.00
153616	Bluetooth and power option (for CLS-M/IM) Use power cable (96915)	\$695.00
96355	Wireless LAN card 802.11 B/G, requires factory installation (for CLS-920 only)	\$650.00
167498	6.5 ft straight extension cable to coiled cable	\$160.00
166161	DC Emi filter, chassis mount, 0-75 VDC input, 100 VDC surge protection	\$95.00
166162	DC-DC converter, chassis mount, 18-75 VDC input, 12 VDC output	\$140.00
188193	CLS calibration hook set	\$245.00
Replacement Parts		
96915	Power cable assembly with power fuse cable	\$125.00
130129	Power fuse cable assembly	\$25.00
166623	RL20000 FLS load cell 5,000 lb 1.5 mV/V 350 ohm with turk connectors	\$745.00
166756	RL20000 FLS turk load cell connector	\$30.00
164071	CLS-M/920i iQube ² ®, junction box assembly	\$695.00
188097	5-pin (indicator) to 10-pin (96252) coiled cable adapter (wired version)	\$95.00
96252	10-pin black coiled cable, 25 ft use (wired version)	\$385.00
162321	Cable assy, coiled cable 5-pin to 10-pin converter (wired version)	\$120.00
125395	Coiled cable (junction box to indicator), 5-pin yellow (wired version)	\$295.00
96344	Battery charger (wireless version)	\$595.00
96343	Battery, forklift lithium ion (wireless version)	\$295.00

RL-HPJ

Hand Pallet Jack Scale



Specifications

Fork Dimensions:

48.75 in x 26.75 in x 3.125 in
(1240 mm x 680 mm x 80 mm)

Weight:

Approx. 295 lb (134 kg)

Operating Temperature:

14° to 104° F (-10° to 40° C)

Capacity:

Maximum lifting capacity 5,000 lb

Accuracy:

± 0.1% of the maximum capacity

Standard Features

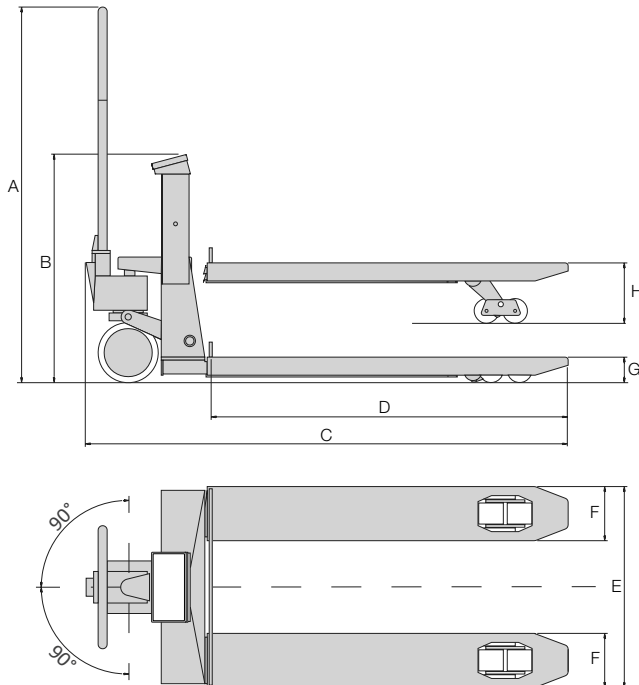
- Heavy-gauge steel with a durable powder coat finish
- Steering wheels and double loading polyurethane rollers
- Four stainless steel IP68 load cells
- Weight indicator in IP65 stainless steel water-resistant enclosure
- Large 1 inch (25 mm) LCD display high contrast digits and waterproof membrane keyboard with 17 functional keys
- Configuration, calibration and diagnostics from keyboard
- Rechargeable battery mounted on the pallet jack
- Battery life is 80 hours of continuous use or one month of non-continuous use
- Zero and tare functions
- Net/Gross and lb/kg conversion
- Accumulation
- Formulation
- +/- Checkweighing
- Percentage weighing
- Counting (Max. resolution of 1,500,000 divisions)
- Peak hold
- Includes a 115VAC 50/60 Hz battery charger

Part Number/Price

Part #	Description	Est. Weight	Price
183592	Pallet Jack Scale RL-HPJ, 5000 x 1 lb	295 lb	\$2,495.00

Options/Accessories

Part #	Description	Price
185112	Power supply, 7.2VDC, 3A SLA battery charger	\$125.00
185677	Battery, rechargeable	\$125.00
188259	RL-HPJ printer kit	\$425.00
182053	Printer paper roll, 57 mm x 30m, 12 mm core 51 mm OD	\$2.00



Dimensions			
A	47.25 in (1,200 mm)	E	26.75 in (680 mm)
B	30 in (760 mm)	F	7 in (180 mm)
C	64.25 in (1,630 mm)	G	3.125 in (85 mm)
D	45.25 in (1,150 mm)	H	7.75 in (200 mm)

This image shows a full page of blank graph paper. The grid consists of small, uniform squares formed by thin, light gray lines. There are no margins, text, or other markings on the page.

Hanging Scales

TABLE OF CONTENTS

RICE LAKE

ON-SITE OS-10/OS-25/OS-45460
On-site Suspended Scale

ESPAÑOL | Visite [ricelake.com/spanish](https://www.ricelake.com/spanish)
para ver todos los materiales
Rice Lake que están
disponibles en español.

*Product names, logos, brands, and other trademarks featured or referred to within
this publication are the property of their respective trademark holders.*

RICE LAKE
On-site OS-10/OS-25/OS-45
 On-site Suspended Scale



Specifications

Warranty:
 One-year limited warranty

Standard Features

- Hold function
- Units of measure: kg/lb/lb-oz
- Adjustable automatic shut-off
- Ergonomic handheld design
- Battery operated, two AA batteries included
- Carrying case and top s-hook included

Part Number/Price

Part #	Model	Capacity	Est. Weight	Price
130292	OS-10	10 kg x 0.01 kg (22 lb x 0.02 lb) (22 lb x 1/4 oz)	1.25 lb	\$80.00
130293	OS-25	25 kg x 0.02 kg (55 lb x 0.05 lb) (55 lb x 1/2 oz)	1.25 lb	\$80.00
130294	OS-45	45 kg x 0.05 kg (99 lb x 0.1 lb) (99 lb x 1 oz)	1.25 lb	\$80.00



Hardware and Accessories

TABLE OF CONTENTS

LOAD CELL MOUNTING HARDWARE	
SAFETY GUIDELINES	462
MOUNTING ASSEMBLY	
COMPONENT IDENTIFICATION	463
JAM NUTS	463
EYE NUTS	464
COUPLING NUTS	464
CLEVIS MOUNT ASSEMBLIES	465
LOAD CELL EYE BOLTS	466
ROD END BALL JOINTS	467
CONNECTING LINKS	468
LOAD CELL ISOLATORS	468
THREADED ADAPTORS	469
ITCM - ISOLATED TENSION CELL	
MOUNT HARDWARE KITS	470
GROUNDING STRAP	471
LOAD RECEIVER PLATE	471
BALL BEARINGS	472
LOAD CUPS	472
CARDINAL® WIRE ROPE	
REPLACEMENT ASSEMBLIES	473
WIRE ROPE ASSEMBLIES	473
CUSTOM WIRE ROPES	473
CUSTOM WIRE ROPE	
DEFINITION FORM	474
SPHERICAL WASHER SETS	475
WELDLESS END LINKS	475
LOAD CELL SPACERS	476
LOAD BUTTON	476
LOAD BUTTON INSERT KIT	476
FLINTEC™ ADJUSTABLE RUBBER FOOT	477
SUREFOOT™	477
BENCH SCALE FEET	478
POLYURETHANE	
RUBBER LEVELING FEET	478
CAPTURED BALL FLOOR SCALE	
LEVELING FEET	479
LEVELING PADS	480
LEVELING MOUNT	480
LEVELING PAD STEMS	480
SUMMIT® 3000 SCALE BASE	481
FLOOR SCALE BASE	481
ROUGHDECK® SCALE BASE	481

COMPLETE CUSTOM	
CABLE SERVICES	482
EL147RP PLUS	483
<i>Rodent Protection Cables</i>	
HOSTILE ENVIRONMENT	
LOAD CELL CABLE	484
STANDARD LOAD CELL CABLE	484
EL147IS HAZARDOUS ENVIRONMENT	
BLUE JACKET CABLE	485
EL144 COMMUNICATIONS CABLE	485
BCD CABLE	485
FIBER OPTIC CABLE	486
SURVIVOR® EL620HE	
HIGH TEMPERATURE CABLE	486
SURVIVOR® CABLE ARMOR	486
EL148HE REPLACEMENT METTLER TOLEDO®	
POWER CELL® CABLE	487
METTLER TOLEDO® POWER CELL®	
HOMERUN CABLE	487
LOAD CELL CONDUIT ADAPTORS	487
CORD GRIP ASSEMBLIES	488
EL214 CABLE SPLICING KIT	488
EL214T CABLE SPLICING KIT	488
FLINTEC™ LOAD CELL CABLE	
REPLACEMENT KITS	489
EL215 CABLE SPLICING KIT	489
FIVE-POSITION CONNECTORS,	
SHELL PLUGS, RECEPTACLES	490
SEVEN-POSITION CONNECTORS,	
SHELL PLUGS, RECEPTACLES	490
SIX-POSITION CONNECTORS,	
SHELL PLUGS, RECEPTACLES	490
T-STRIP MOLDING	491
T-GRIP MOLDING	491
ELECTRONIC SCALE TICKETS	492
<i>Create Your Own Custom Ticket</i>	
MECHANICAL SCALE TICKETS	493
PRINTER DUST COVERS	494
PRINTER CABLES	495
STATIC BRUSHES	496
IONIZING STRIPS	496
IONIZING STRIPS ACCESSORIES	496
INDUSTRIAL CORROSION INHIBITOR	497
CRIMPER AND LEAD SEALS	497
DESICCANTS	497
STATIC CONTROL TABLE MAT	
AND FLOOR MAT	498

STATIC CONTROL WRIST STRAP	498
STATIC SHIELDING BAGS	499
STATIC-SAFE SERVICE KIT	499
RICE LAKE'S SCALE TECHNICIAN KITS	500

ESPAÑOL

Visite ricelake.com/spanish
para ver todos los materiales
Rice Lake que están
disponibles en español.

The following product names, logos, brands, and other trademarks featured or referred to within this publication are the property of their respective trademark holders.

Load Cell Mounting Hardware Safety Guidelines

Install only load cell mounting hardware and assemblies that have been specifically designed for use in tank, hopper or hanging scale applications. Often, the use of an inferior-grade product results in component failure which risks equipment damage and personal injury. These simple suggestions are provided to help minimize your exposure to vessel scale installation hazards.

1. Estimating Gross Load

To select the correct load cell or load cell hardware for a given application, it is necessary to know the total weight on the scale—including the net weight of product, the tare weight of the vessel and the weight of the platform, tank or hopper, as appropriate.

2. Safe Load

Do not exceed the safe load figures listed in Rice Lake Weighing Systems' catalog for any load cell hardware. Where shock loads are present, it may be necessary to derate these safe load figures depending on the severity of the shock load.

3. Load Distribution

In multiple load cell applications, the weight must be evenly distributed between all cells.

4. Threaded Connections

Check that all threads of a threaded connection are in engagement. For example, an eye bolt screwed into an s-type load cell should protrude slightly on the opposite side.

5. Jam Nuts

All threaded connections must be locked with jam nuts against inadvertent disassembly. If a load is suspended from a single load cell, it is critical that the load cannot rotate as this may loosen the jam nut.

6. Wire Rope Assemblies

With wire rope assemblies, do not twist the rope during assembly or disassembly. For example, do not remove a frozen nut from one end of a rope assembly by holding the opposite end.

7. Attachment Points of a Load Cell Hardware Assembly

The attachment points of a load cell hardware assembly must be aligned properly and the assembly should be essentially vertical.

8. Swaying in a Suspended Vessel Scale

If there is excessive swaying in a suspended vessel scale, apply horizontal checking to reduce the amplitude.

9. Safety Backup

If failure of one or more load cell hardware assemblies could cause injury or damage, a safety backup (safety chains, safety rods, etc.) must be used. The assemblies should be inspected routinely for damage, excessive wear or corrosion and replaced if necessary.

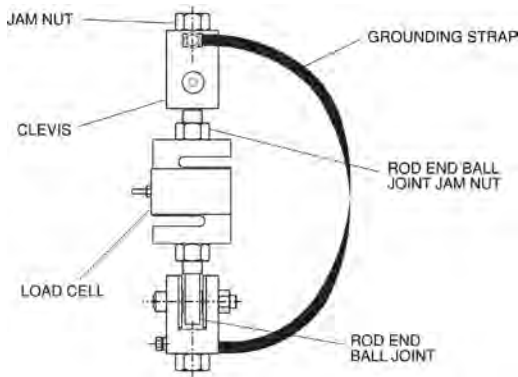
10. Hopper Scales: Guarding Against Contamination

With hopper scales, guard against contamination of the product being weighed in case of failure of the load cell or hardware assembly. For example, do not locate a wire rope assembly over a hopper scale where broken strands of wire could fall into the weighing vessel, contaminating the product being weighed.

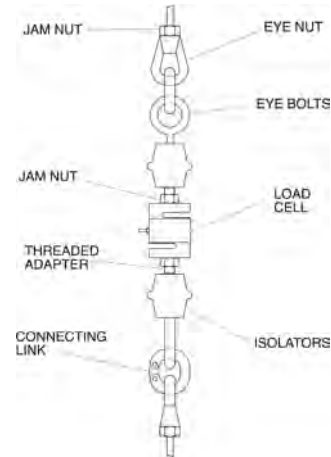
11. Selecting Steel Rod or Any Other Weight-Bearing Components

Select steel rod or any other weight-bearing components so that the minimum tensile strength is at least four times the total weight carried by that component. Note that threaded rod is generally made from a low tensile-strength mild steel which should be checked for tensile strength before use in any suspended vessel scale.

Mounting Assembly Component Identification



ITCM Isolated Tension Cell Mounting Assembly



Conventional Tension Mounting Assembly

Our popular Isolated Tension Cell Mounting (ITCM) assembly and other conventional suspended weighing system assemblies employ a variety of serviceable hardware components. Rice Lake Weighing Systems offers a comprehensive selection of these items for all of your suspended vessel service needs. These drawings are designed to enable you to quickly identify and differentiate components from both of these common designs. All corresponding replacement hardware is located on the following pages.

Jam Nuts



Standard Features

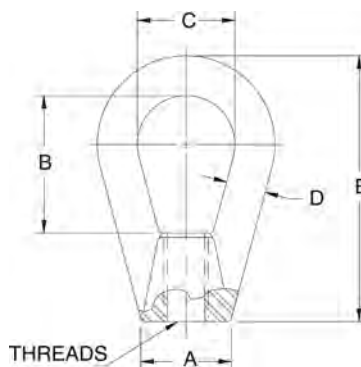
- Mild steel/stainless steel
- Coarse or fine thread
- Zinc-plated mild steel or stainless steel

Important: Read "Load Cell Mounting Hardware Safety Guidelines" at the beginning of this section.

Thread Size	Part#	Price
Mild Steel, Fine Thread		
1/4-28 UNF	14639	\$0.35
3/8-24 UNF	14651	\$0.35
1/2-20 UNF	14664	\$1.40
3/4-16 UNF	14687	\$1.40
1-12 UNF	14702	\$5.45
1-14 UNF	14703	\$4.45
1 1/4-12 UNF	14708	\$3.25
1 1/2-12 UNF	14711	\$4.50
Mild Steel, Coarse Thread		
1/4-20 UNC	14636	\$0.35
3/8-16 UNC	14649	\$1.90
1/2-13 UNC	14661	\$0.35
5/8-11 UNC	14676	\$1.90
3/4-10 UNC	14686	\$0.85
1-8 UNC	14701	\$1.00
1-1/4-7 UNC	14707	\$2.90

Thread Size	Part#	Price
Stainless Steel, Fine Thread		
1/4-28 UNF	14640	\$1.10
1/2-20 UNF	14665	\$1.65
3/4-16 UNF	14688	\$2.10
Stainless Steel, Coarse Thread		
3/8-16 UNC	14653	\$1.85
1/2-13 UNC	14662	\$1.60
5/8-11 UNC	14680	\$1.85
3/4-10 UNC	14690	\$1.90

Eye Nuts



Standard Features

- Drop-forged steel, tapped NC right-hand threads

Part Number/Price

Part #	A		B		C		D		E		Thread Size	Safe Load*	Price
17772	0.50 in	12.7 mm	1.06 in	26.9 mm	0.75 in	19.1 mm	0.25 in	6.4 mm	1.68 in	42.7 mm	1/4-20 UNC	500 lb (226.8 kg)	\$40.00
17773	0.75 in	19.1 mm	1.18 in	30.0 mm	0.87 in	22.1 mm	0.31 in	7.9 mm	2.25 in	57.2 mm	3/8-16 UNC	1,800 lb (816.5 kg)	\$25.00
17774	1.00 in	25.4 mm	1.56 in	39.6 mm	1.12 in	28.5 mm	0.43 in	10.9 mm	3.00 in	76.2 mm	1/2-13 UNC	3,600 lb (1,632.9 kg)	\$40.00
17775	1.25 in	31.8 mm	1.93 in	49.0 mm	1.37 in	34.8 mm	0.56 in	14.2 mm	3.75 in	95.3 mm	5/8-11 UNC	5,800 lb (2,630.8 kg)	\$45.00

*Do not exceed the safe load

Coupling Nuts



Standard Features

- Heavy hex

Part Number/Price

Part #	Thread Size	Length		Flat		Safe Load*	Price
14638	1/4-20 UNC	1.75 in	44.5 mm	0.44 in	11.2 mm	500 lb (226.8 kg)	\$6.25
14650	3/8-16 UNC	1.75 in	44.5 mm	0.62 in	15.8 mm	1,500 lb (680.4 kg)	\$6.75
14663	1/2-13 UNC	1.75 in	44.5 mm	0.87 in	22.1 mm	3,000 lb (1,360.8 kg)	\$6.75
14681	5/8-11 UNC	2.12 in	53.8 mm	1.06 in	26.9 mm	7,500 lb (3,402.0 kg)	\$9.50
14691	3/4-10 UNC	2.25 in	57.1 mm	1.25 in	31.8 mm	10,000 lb (4,535.9 kg)	\$10.50

*Do not exceed the safe load

Important: Read "Load Cell Mounting Hardware Safety Guidelines" at the beginning of this section.

Clevis Mount Assemblies

Standard Features

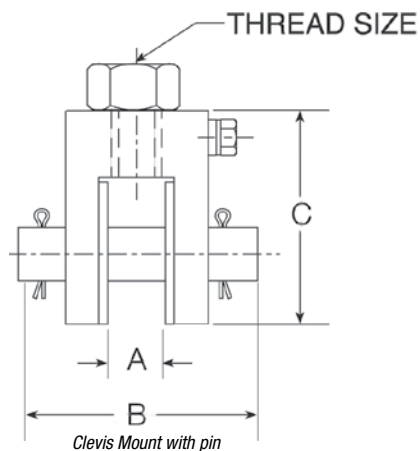
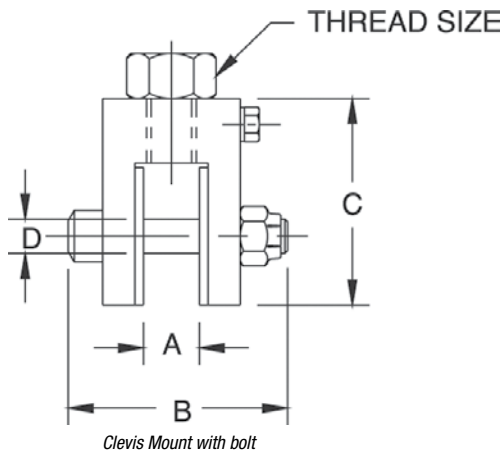
- Mild steel
- Assembly used in the ITCM
- Adapts rod to rod-end ball joint
- Provides electrical isolation for load cell protection
- Elimination of unwanted side loads
- Optional stainless steel provides enhanced corrosion resistance



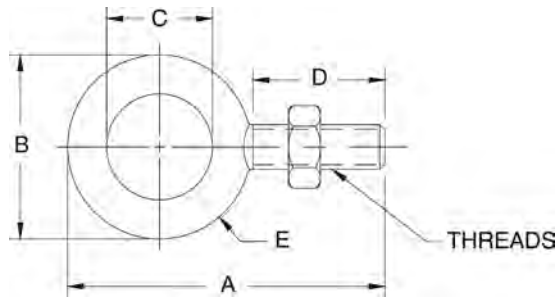
Part Number/Price

Part #	A		B		C		D		Thread Size	Safe Load*	Price
Mild Steel with Bolt											
17792	0.52 in	13.2 mm	2.38 in	60.5 mm	1.94 in	49.3 mm	0.38 in	9.5 mm	3/8-16 UNC	300 lb (136.1 kg)	\$75.00
17793	0.52 in	13.2 mm	2.38 in	60.5 mm	1.94 in	49.3 mm	0.38 in	9.5 mm	1/2-13 UNC	300 lb (136.1 kg)	\$75.00
17783	0.39 in	9.9 mm	1.81 in	46.0 mm	1.69 in	42.9 mm	0.25 in	6.4 mm	1/2-13 UNC	500 lb (226.8 kg)	\$85.00
17784	0.65 in	16.5 mm	2.68 in	68.1 mm	2.31 in	58.7 mm	0.50 in	12.7 mm	3/4-10 UNC	4,000 lb (1,814.4 kg)	\$85.00
17785	0.78 in	19.8 mm	3.37 in	85.6 mm	3.00 in	76.2 mm	0.62 in	15.8 mm	1-8 UNC	10,000 lb (4,535.9 kg)	\$85.00
17786	0.39 in	9.9 mm	1.81 in	46.0 mm	1.69 in	42.9 mm	0.25 in	6.4 mm	3/8-16 UNC	500 lb (226.8 kg)	\$85.00
17787	0.65 in	16.5 mm	2.68 in	68.1 mm	2.31 in	58.7 mm	0.50 in	12.7 mm	1/2-13 UNC	2,000 lb (907.2 kg)	\$85.00
17788	0.65 in	16.5 mm	2.68 in	68.1 mm	2.31 in	58.7 mm	0.50 in	12.7 mm	5/8-11 UNC	2,500 lb (1,134.0 kg)	\$85.00
17789	0.78 in	19.8 mm	3.37 in	85.6 mm	3.00 in	76.2 mm	0.62 in	15.8 mm	3/4-10 UNC	5,000 lb (2,268.0 kg)	\$85.00
Mild Steel with Pin											
17790	1.39 in	35.3 mm	4.12 in	104.6 mm	4.50 in	114.3 mm	1.00 in	25.4 mm	1 1/4-7 UNC	15,000 lb (6,803.9 kg)	\$315.00
17791	1.22 in	31.0 mm	4.12 in	104.6 mm	5.00 in	127.0 mm	1.25 in	31.8 mm	1 1/2-6 UNC	20,000 lb (9,071.9 kg)	\$315.00
Stainless Steel with Pin											
33644	0.52 in	13.2 mm	2.38 in	60.5 mm	1.94 in	49.3 mm	0.38 in	9.5 mm	1/2-13 UNC	300 lb (136.1 kg)	\$165.00
33643	0.39 in	9.9 mm	1.81 in	46.0 mm	1.69 in	42.9 mm	0.25 in	6.4 mm	1/2-13 UNC	500 lb (226.8 kg)	\$165.00
33641	0.39 in	9.9 mm	1.81 in	46.0 mm	1.69 in	42.9 mm	0.25 in	6.4 mm	3/8-16 UNC	500 lb (226.8 kg)	\$165.00
33658	0.52 in	13.2 mm	2.38 in	60.5 mm	1.94 in	49.3 mm	0.38 in	9.5 mm	3/8-16 UNC	500 lb (226.8 kg)	\$165.00
33642	0.65 in	16.5 mm	2.68 in	68.1 mm	2.31 in	58.7 mm	0.50 in	12.7 mm	3/4-10 UNC	4,000 lb (1,814.4 kg)	\$215.00
33640	0.65 in	16.5 mm	2.68 in	68.1 mm	2.31 in	58.7 mm	0.50 in	12.7 mm	1/2-13 UNC	2,000 lb (907.2 kg)	\$215.00
33639	0.65 in	16.5 mm	2.68 in	68.1 mm	2.31 in	58.7 mm	0.50 in	12.7 mm	5/8-11 UNC	2,500 lb (1,134.0 kg)	\$215.00
33638	0.78 in	19.8 mm	3.37 in	85.6 mm	3.00 in	76.2 mm	0.62 in	15.8 mm	3/4-10 UNC	5,000 lb (2,268.0 kg)	\$215.00

*Do not exceed the safe load



Load Cell Eye Bolts



Standard Features

- Mild steel
- One jam nut included with each eye bolt

Part Number/Price

Part #	A		B		C		D		E		Thread Size	Safe Load*	Price
Mild Steel													
17705	2.25 in	57.2 mm	1.25 in	31.8 mm	0.75 in	19.1 mm	1.00 in	25.4 mm	0.25 in	6.4 mm	1/4-28 UNF	500 lb (226.8 kg)	\$22.00
17707	2.91 in	73.9 mm	1.66 in	42.2 mm	1.00 in	25.4 mm	1.25 in	31.8 mm	0.33 in	8.4 mm	3/8-24 UNF	1,300 lb (589.7 kg)	\$22.00
17709	3.56 in	90.4 mm	2.06 in	52.3 mm	1.19 in	30.2 mm	1.50 in	38.1 mm	0.44 in	11.2 mm	1/2-20 UNF	2,400 lb (1,088.6 kg)	\$25.00
17711	4.25 in	108.0 mm	2.50 in	63.5 mm	1.37 in	34.8 mm	1.75 in	44.5 mm	0.56 in	14.2 mm	5/8-18 UNF	4,000 lb (1,814.4 kg)	\$30.00
17713	4.81 in	122.2 mm	2.81 in	71.4 mm	1.50 in	38.4 mm	2.00 in	50.8 mm	0.66 in	16.8 mm	3/4-16 UNF	5,000 lb (2,267.9 kg)	\$65.00
17715	6.06 in	153.9 mm	3.56 in	90.4 mm	1.81 in	46.0 mm	2.50 in	63.5 mm	0.87 in	22.1 mm	1-12 UNF	9,000 lb (4,082.3 kg)	\$100.00
17716	6.06 in	153.9 mm	3.56 in	90.4 mm	1.81 in	46.0 mm	2.50 in	63.5 mm	0.87 in	22.1 mm	1-14 UNS	9,000 lb (4,082.3 kg)	\$100.00
17704	2.25 in	57.2 mm	1.25 in	31.8 mm	0.75 in	19.1 mm	1.00 in	25.4 mm	0.25 in	6.4 mm	1/4-20 UNC	500 lb (226.8 kg)	\$20.00
17706	2.91 in	73.9 mm	1.66 in	42.2 mm	1.00 in	25.4 mm	1.25 in	31.8 mm	0.33 in	8.4 mm	3/8-16 UNC	1,300 lb (589.7 kg)	\$22.00
17708	3.56 in	90.4 mm	2.06 in	52.3 mm	1.19 in	30.2 mm	1.50 in	38.1 mm	0.44 in	11.2 mm	1/2-13 UNC	2,400 lb (1,088.6 kg)	\$32.00
17710	4.25 in	108.0 mm	2.50 in	63.5 mm	1.37 in	34.8 mm	1.75 in	44.5 mm	0.56 in	14.2 mm	5/8-11 UNC	4,000 lb (1,814.4 kg)	\$53.00
17712	4.81 in	122.2 mm	2.81 in	71.4 mm	1.50 in	38.1 mm	2.00 in	50.8 mm	0.66 in	16.8 mm	3/4-10 UNC	5,000 lb (2,267.9 kg)	\$53.00
17714	6.06 in	153.9 mm	3.56 in	90.4 mm	1.81 in	46.0 mm	2.50 in	63.5 mm	0.87 in	22.1 mm	1-8 UNC	9,000 lb (4,082.3 kg)	\$54.00
17717	7.44 in	189.0 mm	4.44 in	112.8 mm	2.19 in	55.6 mm	3.00 in	76.2 mm	1.12 in	28.4 mm	1 1/4-7 UNC	15,000 lb (6,803.9 kg)	\$150.00

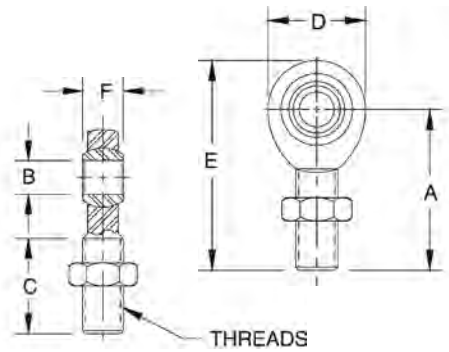
*Do not exceed the safe load

Important: Read "Load Cell Mounting Hardware Safety Guidelines" at the beginning of this section.

Rod End Ball Joints

Standard Features

- Used in the ITCM assembly
- One jam nut included with each rod end ball joint
- Standard or PTFE-lined
- Optional stainless steel provides enhanced corrosion resistance for hostile environments



PTFE Lined Standard

Part Number/Price

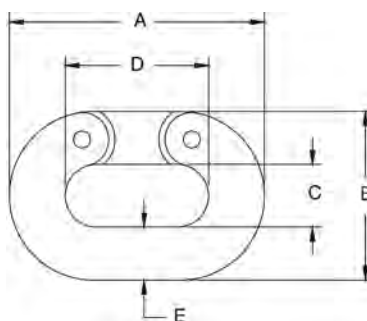
Part#	Safe Load*	Breaking Strength	PTFE Lined	Price
Mild Steel				
17746	975 lb (453.6 kg)	3,915 lb (1,913.3 kg)	YES	\$30.00
17734	1,200 lb (544.3 kg)	4,916 lb (2,229.9 kg)	NO	\$21.00
17736	4,000 lb (1,814.4 kg)	16,238 lb (7,365.5 kg)	NO	\$55.00
17738	7,000 lb (3,175.2 kg)	28,081 lb (12,737.4 kg)	NO	\$95.00
17735	2,000 lb (907.2 kg)	8,075 lb (3,662.8 kg)	NO	\$25.00
17737	3,250 lb (1,474.2 kg)	13,831 lb (6,273.7 kg)	NO	\$38.00
17739	500 lb (226.8 kg)	2,158 lb (978.9 kg)	YES	\$30.00
17740	4,000 lb (1,814.4 kg)	16,238 lb (7,365.5 kg)	YES	\$50.00
17741	10,000 lb (4,535.9 kg)	40,572 lb (18,403.2 kg)	YES	\$75.00
17742	10,500 lb (4,762.7 kg)	43,541 lb (19,749.9 kg)	NO	\$140.00
26007	15,000 lb (6,803.9 kg)	76,200 lb (34,563.8 kg)	YES	\$285.00
17747	19,000 lb (8,618.3 kg)	76,200 lb (34,563.8 kg)	YES	\$325.00
17743	20,000 lb (9,071.9 kg)	79,728 lb (36,164.1 kg)	NO	\$245.00
17744	24,000 lb (10,886.2 kg)	96,510 lb (43,776.3 kg)	NO	\$345.00
Stainless Steel				
33506	1,500 lb (680.4 kg)	7,362 lb (3,339.4 kg)	YES	\$130.00
33505	500 lb (226.8 kg)	2,158 lb (978.9 kg)	YES	\$130.00
33507	3,000 lb (1,360.8 kg)	16,238 lb (7,365.5 kg)	YES	\$140.00
33508	7,000 lb (3,175.2 kg)	40,572 lb (18,403.2 kg)	YES	\$325.00

*Do not exceed the safe load

Dimensions

Part#	A	B	C	D	E	F	Thread Size
Mild Steel							
17746	1.94 in	49.3 mm	0.37 in	9.4 mm	1.25 in	31.8 mm	1.00 in
17734	1.94 in	49.3 mm	0.37 in	9.4 mm	1.25 in	31.8 mm	1.00 in
17736	2.44 in	62.0 mm	0.50 in	12.7 mm	1.50 in	38.1 mm	1.31 in
17738	2.87 in	72.9 mm	0.75 in	19.1 mm	1.75 in	44.5 mm	1.75 in
17735	2.44 in	62.0 mm	0.50 in	12.7 mm	1.50 in	38.1 mm	1.31 in
17737	2.87 in	72.9 mm	0.75 in	19.1 mm	1.75 in	44.5 mm	1.75 in
17739	1.56 in	39.6 mm	0.25 in	6.4 mm	1.00 in	25.4 mm	0.75 in
17740	2.44 in	62.0 mm	0.50 in	12.7 mm	1.50 in	38.1 mm	1.31 in
17741	2.87 in	72.9 mm	0.62 in	15.8 mm	1.75 in	44.5 mm	1.75 in
17742	4.12 in	104.7 mm	1.00 in	25.4 mm	2.12 in	53.9 mm	2.75 in
26007	4.12 in	104.7 mm	1.00 in	25.4 mm	2.12 in	53.9 mm	2.75 in
17747	4.12 in	104.7 mm	1.00 in	25.4 mm	2.12 in	53.9 mm	2.75 in
17743	4.12 in	104.7 mm	1.25 in	31.8 mm	2.12 in	53.9 mm	2.75 in
17744	5.37 in	136.4 mm	1.50 in	38.1 mm	3.00 in	76.2 mm	3.50 in
Stainless Steel							
33506	1.94 in	49.3 mm	0.37 in	9.4 mm	1.25 in	31.8 mm	1.00 in
33505	1.56 in	39.6 mm	0.25 in	6.4 mm	1.00 in	25.4 mm	0.75 in
33507	2.44 in	62.0 mm	0.50 in	12.7 mm	1.50 in	38.1 mm	1.31 in
33508	2.87 in	72.9 mm	0.62 in	15.8 mm	1.75 in	44.5 mm	1.75 in

Connecting Links



Standard Features

- Drop-forged carbon steel, heat-treated, hot-dipped galvanized finish

Part Number/Price

Part#	A		B		C		D		E		Safe Load*		Price
17794	1.50 in	38.1 mm	1.00 in	25.4 mm	0.43 in	10.9 mm	0.87 in	22.1 mm	0.25 in	6.4 mm	1,325 lb (601.6 kg)		\$37.00
17795	2.06 in	52.3 mm	1.37 in	34.8 mm	0.56 in	14.2 mm	1.12 in	28.5 mm	0.37 in	9.4 mm	2,750 lb (1,247.4 kg)		\$39.00
17796	2.65 in	67.3 mm	1.71 in	43.4 mm	0.65 in	16.5 mm	1.46 in	37.1 mm	0.50 in	12.7 mm	4,750 lb (2,154.6 kg)		\$39.00
17797	3.31 in	84.1 mm	2.09 in	53.1 mm	0.78 in	19.8 mm	1.81 in	46.0 mm	0.62 in	15.8 mm	7,250 lb (3,288.6 kg)		\$49.00
17798	3.87 in	98.3 mm	2.50 in	63.5 mm	0.93 in	23.6 mm	2.12 in	53.9 mm	0.75 in	19.1 mm	10,250 lb (4,649.3 kg)		\$67.00
17799	5.00 in	127.0 mm	3.31 in	84.1 mm	1.25 in	31.8 mm	2.75 in	69.9 mm	1.00 in	25.4 mm	15,500 lb (7,030.7 kg)		\$115.00

*Do not exceed the safe load

Load Cell Isolators



Standard Features

- Power surges such as those caused by welding or electrical shorts frequently damage load cells and indicators. To prevent such damage, these isolators electrically separate the mechanical assembly from its tension-type load cell.

Part Number/Price

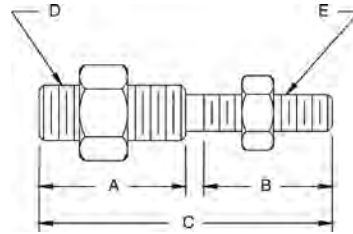
Part#	Height Thread Size	Max. Dia		Safe Load*		Price
17722	3/8-16 UNC	2.50 in	63.5 mm	2.50 in	63.5 mm	600 lb (272.2 kg) \$42.00
17724	1/2-13 UNC	2.50 in	63.5 mm	2.50 in	63.5 mm	600 lb (272.2 kg) \$47.00
17726	1/2-20 UNF	2.50 in	63.5 mm	2.50 in	63.5 mm	600 lb (272.2 kg) \$83.00
17725	1/2-13 UNC	2.43 in	61.7 mm	2.00 in	50.8 mm	3,000 lb (1,360.8 kg) \$115.00
17723	3/8-24 UNF	2.50 in	63.5 mm	2.50 in	63.5 mm	600 lb (272.2 kg) \$87.00
17728	1/2-13 UNC x 1/2-20 UNF	2.50 in	63.5 mm	2.50 in	63.5 mm	600 lb (272.2 kg) \$63.00
17732	1/4-20 UNC	1.00 in	25.4 mm	1.12 in	28.4 mm	250 lb (113.4 kg) \$47.00

*Do not exceed the safe load

Threaded Adaptors

Standard Features

- For coupling isolators with load cells and steel yard rods
- Supplied with jam nuts
- Now in stronger, more durable stainless steel



Part Number/Price

Part#	A		B		C		D	E	Safe Load*	Price
33561	—	—	—	—	2.00 in	50.8 mm	1/4-28 UNF	1/4-28 UNF	300 lb (136.1 kg)	\$26.00
33562	0.94 in	23.9 mm	0.94 in	23.9 mm	2.00 in	50.8 mm	1/4-28 UNF	1/4-20 UNC	300 lb (136.1 kg)	\$27.00
33563	0.92 in	23.3 mm	1.02 in	25.9 mm	2.06 in	52.3 mm	1/4-28 UNF	3/8-24 UNF	300 lb (136.1 kg)	\$26.00
33564	0.94 in	23.9 mm	0.94 in	23.9 mm	2.00 in	50.8 mm	1/4-28 UNF	3/8-16 UNC	300 lb (136.1 kg)	\$26.00
33565	1.06 in	26.9 mm	1.06 in	26.9 mm	2.25 in	57.2 mm	1/4-20 UNC	3/8-16 UNC	300 lb (136.1 kg)	\$28.00
33567	1.06 in	26.9 mm	1.06 in	26.9 mm	2.25 in	57.2 mm	1/4-28 UNF	1/2-13 UNC	300 lb (136.1 kg)	\$28.00
33568	—	—	—	—	2.00 in	50.8 mm	3/8-24 UNF	3/8-24 UNF	500 lb (226.8 kg)	\$37.00
33569	0.91 in	23.1 mm	0.91 in	23.1 mm	2.00 in	50.8 mm	3/8-16 UNC	3/8-24 UNF	500 lb (226.8 kg)	\$31.00
33570	1.06 in	26.9 mm	1.06 in	26.9 mm	2.25 in	57.2 mm	3/8-24 UNF	1/2-13 UNC	500 lb (226.8 kg)	\$28.00
33571	1.31 in	33.3 mm	1.31 in	33.3 mm	2.75 in	69.9 mm	1/2-13 UNC	5/8-11 UNC	3,000 lb (1,360.8 kg)	\$28.00
33572	0.87 in	22.0 mm	0.87 in	22.0 mm	2.00 in	50.8 mm	1/2-13 UNC	1/2-20 UNF	3,000 lb (1,360.8 kg)	\$31.00
33573	—	—	—	—	2.06 in	52.3 mm	1/2-20 UNF	1/2-20 UNF	3,000 lb (1,360.8 kg)	\$31.00
33574	1.31 in	33.3 mm	1.31 in	33.3 mm	2.75 in	69.9 mm	1/2-20 UNF	5/8-11 UNC	3,000 lb (1,360.8 kg)	\$34.00
33575	1.31 in	33.3 mm	1.31 in	33.3 mm	3.00 in	76.2 mm	3/4-16 UNF	3/4-10 UNC	7,000 lb (3,175.2 kg)	\$36.00

*Do not exceed the safe load

Important: Read "Load Cell Mounting Hardware Safety Guidelines" at the beginning of this section.

ITCM - Isolated Tension Cell Mount Hardware Kits



Mount only - does not include load cell

The Isolated Tension Cell Mount (ITCM) is a mounting assembly designed for tension mounting s-beam load cells in suspended hopper assemblies and mechanical scale conversions. The ITCM incorporates clevis and unique rod end ball joint assemblies, reducing the overall length to less than half of traditional tension cell mounts, while providing correct load alignment. In addition, the load cell is completely electrically isolated from stray currents, a major cause of load cell failure. To complete the design, a grounding strap connects the two clevis assemblies to further guarantee load cell safety.

Standard Features

- Provides greater safety than traditional/suspension configurations
- Complete package for ease of installation
- Built-in electrical isolation without having to use isolators (not available on 20,000 lb/9,071.9 kg version)
- Provides correct load cell loading even in difficult installations
- Dramatically reduces overall length
- Capacities from 100 lb (45.4 kg) to 20,000 lb (9,071.9 kg)
- Clevis mounts with nylon insulating washers
- PTFE-lined rod end ball joints (not available on 20,000 lb/9,071.9 kg version)
- Completely isolates load cell from stray currents
- Grounding strap for electrical continuity
- Zinc plated clevis

Applications:

- Suspended hoppers
- Mechanical scale conversions
- Replaces traditional eye bolt, isolator configurations

Part Number/Price

Part#	Load Rating	Clevis Thread	Rod End Thread	Safe Load*	Price
Mild Steel					
17968	300 lb (136.1 kg)	3/8-16	3/8-24	300 lb (136.1 kg)	\$203.00
17969	300 lb (136.1 kg)	1/2-13	3/8-24	300 lb (136.1 kg)	\$203.00
17894	500 lb (226.8 kg)	3/8-16	1/4-28	500 lb (226.8 kg)	\$203.00
17895	500 lb (226.8 kg)	1/2-13	1/4-28	500 lb (226.8 kg)	\$203.00
17896	2,000 lb (907.2 kg)	1/2-13	1/2-20	2,000 lb (907.2 kg)	\$250.00
17897	2,500 lb (1,134.0 kg)	5/8-11	1/2-20	2,500 lb (1,134.0 kg)	\$250.00
17898	4,000 lb (1,814.4 kg)	3/4-10	1/2-20	4,000 lb (1,814.4 kg)	\$250.00
17899	5,000 lb (2,268.0 kg)	3/4-10	3/4-16	5,000 lb (2,268.0 kg)	\$295.00
17900	10,000 lb (4,535.9 kg)	1-8	3/4-16	10,000 lb (4,535.9 kg)	\$295.00
17958	15,000 lb (RL20000) (6803.9 kg)	1 1/4-7	1-12	15,000 lb (6,803.9 kg)	\$1,075.00
63166	15,000 lb (RL20001) (6803.9 kg)	1 1/4-7	1-14	15,000 lb (6,803.9 kg)	\$1,015.00
17959	20,000 lb** (9071.9 kg)	1 1/2-6	1 1/4-12	20,000 lb (9,071.9 kg)	\$1,015.00
Stainless Steel					
33630	500 lb (226.8 kg)	3/8-16	3/8-24	500 lb (226.8 kg)	\$440.00
33631	300 lb (136.1 kg)	1/2-13	3/8-24	300 lb (136.1 kg)	\$440.00
33632	500 lb (226.8 kg)	3/8-16	1/4-28	500 lb (226.8 kg)	\$440.00
33633	500 lb (226.8 kg)	1/2-13	1/4-28	500 lb (226.8 kg)	\$440.00
33634	2,000 lb (907.2 kg)	1/2-13	1/2-20	2,000 lb (907.2 kg)	\$550.00
33635	2,500 lb (1,134.0 kg)	5/8-11	1/2-20	2,500 lb (1,134.0 kg)	\$550.00
33636	3,000 lb (1,360.8 kg)	3/4-10	1/2-20	3,000 lb (1,360.8 kg)	\$550.00
33637	5,000 lb (2,268.0 kg)	3/4-10	3/4-16	5,000 lb (2,268.0 kg)	\$980.00

Hardware kits do not include load cell

*Do not exceed the safe load

** Not electrically isolated

Important: Read "Load Cell Mounting Hardware Safety Guidelines" at the beginning of this section.

Note: Replacement parts for mounts can be found in the Replacement Parts Catalog.

Standard Features

- Used in the ITCM assembly
- Tinned copper braid
- Crimped sleeve on ends with 0.25 in (6.4 mm) hole
- Available in 12 in (304.8 mm), 14 in (355.6 mm), 16 in (406.4 mm), 24 in (609.6 mm) or 32 in (812.8 mm) lengths



Important: Read "Load Cell Mounting Hardware Safety Guidelines" at the beginning of this section.

Part Number/Price

Part#	Length		Price
17778	12 in	304.8 mm	\$14.00
17779	14 in	355.6 mm	\$16.00
17780	16 in	406.4 mm	\$17.00
17781	24 in	609.6 mm	\$18.00
17782	32 in	812.8 mm	\$26.00

Load Receiver Plate

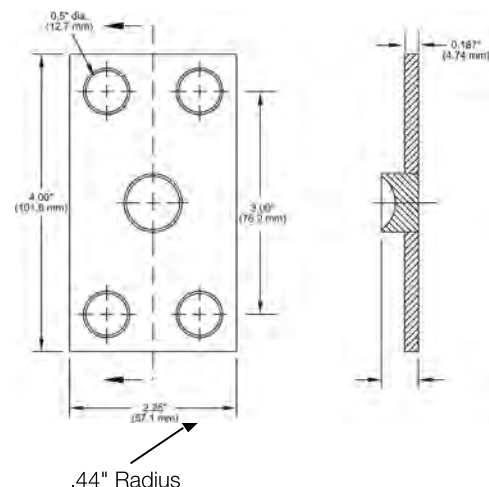
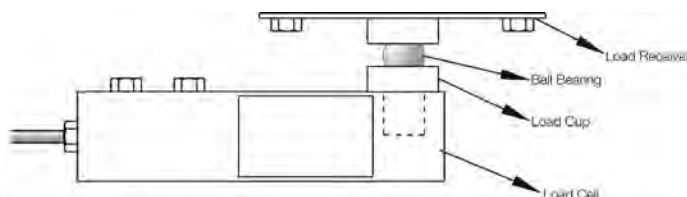
Standard Features

- Design offers accurate point loading
- Self-centering effect built in
- Ease of manufacture for custom applications
- Use with load cup and ball bearings to build a custom scale
- Ball and cup load introduction provides point loading for maximum accuracy
- Stainless steel construction



Part Number/Price

Part#	Description	Price
18832	Load receiver plate	\$55.00 each



Ball Bearings



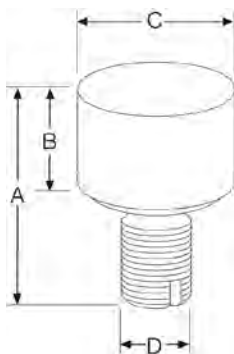
Standard Features

- Use with load cup and load receiver to build a custom scale
- 52100 chrome alloy steel

Part Number/Price

Part#	Drawing Dimensions	Price
18815	5/8 in diameter crush strength 32,000 lb	\$12.00
18816	7/8 in diameter crush strength 59,000 lb	\$15.00
65841	1.25 in diameter crush strength 100,000 lb	\$32.00

Load Cups



Standard Features

- Ball and cup load introduction provides point loading for maximum accuracy
- For use with most popular single-ended beam load cells
- Constructed of 440C

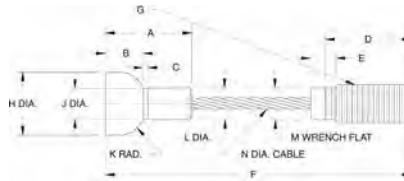
Part Number/Price

Part#	A		B		C		D	Price
31911	1.70 in	43.2 mm	0.54 in	13.7 mm	1.07 in	27.2 mm	1/2-20 UNF	\$50.00
33654	1.12 in	28.4 mm	0.54 in	13.7 mm	0.78 in	19.8 mm	1/2-20 UNF	\$40.00
33653	1.50 in	38.1 mm	0.80 in	20.3 mm	1.12 in	28.4 mm	3/4-16 UNF	\$41.00
33652	2.00 in	50.8 mm	0.85 in	21.6 mm	1.75 in	44.5 mm	1-12 UNF	\$98.00
33651	2.85 in	72.4 mm	0.85 in	21.6 mm	1.75 in	44.5 mm	1-12 UNF	\$138.00
33650	2.85 in	72.4 mm	0.85 in	21.6 mm	1.75 in	44.5 mm	1-14 UNF	\$138.00
33647	2.75 in	69.9 mm	0.50 in	12.7 mm	0.75 in	19.1 mm	1/2-20 UNF	\$49.00
72364	1.78 in	45.2 mm	0.53 in	13.4 mm	0.78 in	19.8 mm	1/2-20 UNF	\$60.00
69431	Replacement cup for Cardinal® SCA-50,000 load cell							\$59.00

Cardinal® Wire Rope Replacement Assemblies

Standard Features

- EL208 Cardinal wire rope assembly: Used on 7,500 lb (3,402.0 kg) capacity FH model and 8,000 lb (3,628.7 kg) capacity EP model.
- EL209 Cardinal wire rope assembly: Used on 20,000 lb (9,071.9 kg) capacity FH and EP models. May also be used on 15,000 lb (6,803.9 kg) capacity FH and EP models.



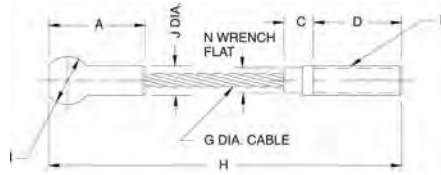
Part # 17767 EL209



Custom Wire Ropes

Standard Features

- Custom wire ropes are available for your specific applications
- When ordering, please provide the specifications listed on next page, a sample if possible, the required tension rating and total capacity



Part # 17763 EL208



Part Number/Price

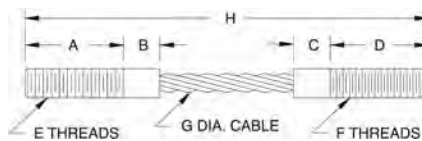
Part#	A	B	C	D	E	F	G	H	I	J	K	L & M	N	Price
17763	1.50 in	-	0.50 in	1.50 in	-	1/2-13 UNC in	0.25 in	6.00 in	0.81 in	0.43 in	-	-	0.43 in	\$98.00
	38.1 mm	-	12.7 mm	38.1 mm	-	-	6.4 mm	152.4 mm	20.6 mm	10.9 mm	-	-	10.9 mm	
17767	1.71 in	0.75 in	0.09 in	2.00 in	0.43 in	6.31 in	3/4-10 UNC-2A in	1.25 in	-	0.60 in	0.50 in	0.625 in	0.375 in	\$138.00
	43.4 mm	19.1 mm	2.3 mm	50.8 mm	10.9 mm	160.3 mm	-	31.8 mm	-	15.2 mm	12.7 mm	15.9 mm	9.5 mm	

Important: Read "Load Cell Mounting Hardware Safety Guidelines" at the beginning of this section.

Wire Rope Assemblies

Standard Features

- Wire rope assemblies provide better alignment and greatly increase load cell repeatability. In addition, they act as natural vibration dampeners.



Part Number/Price

Part#	A		B & C		D		E		F		G		H		Safe Load*	Price
17760	0.87 in	22.1 mm	0.50 in	12.7 mm	0.87 in	22.1 mm	1/4-20 UNC-2A	1/4-28 UNF-2A	0.12 in	3.1 mm	4.00 in	101.6 mm	400 lb (181.4 kg)	\$48.00		
17762	1.25 in	31.8 mm	0.50 in	12.7 mm	1.25 in	31.8 mm	3/8-16 UNC-2A	3/8-24 UNF-2A	0.18 in	4.6 mm	5.00 in	127.0 mm	850 lb (385.6 kg)	\$55.00		
17766	1.62 in	41.1 mm	0.50 in	12.7 mm	1.62 in	41.1 mm	1/2-13 UNC-2A	1/2-20 UNF-2A	0.25 in	6.4 mm	6.50 in	165.1 mm	1,400 lb (635.0 kg)	\$58.00		
17765	1.62 in	41.1 mm	0.50 in	12.7 mm	1.62 in	41.1 mm	1/2-13 UNC-2A	1/2-20 UNF-2A	0.25 in	6.4 mm	5.50 in	139.7 mm	1,400 lb (635.0 kg)	\$69.00		
17764	1.00 in	25.4 mm	-	-	1.37 in	34.8 mm	1/2-20 UNF-2A	1/2-20 UNF-2A	0.25 in	6.4 mm	4.00 in	101.6 mm	1,400 lb (635.0 kg)	\$87.00		
17768	2.00 in	50.8 mm	-	-	2.50 in	63.5 mm	3/8-24 UNF-2A	3/8-24 UNF-2A	0.12 in	3.1 mm	5.50 in	139.7 mm	400 lb (181.4 kg)	\$127.00		
17769**	1.25 in	31.8 mm	-	-	0.75 in	19.1 mm	1/4-28 UNF-2A	1/4-28 UNF-2A	0.12 in	3.1 mm	3.00 in	76.2 mm	400 lb (181.4 kg)	\$80.00		
17771**	1.25 in	31.8 mm	-	-	0.75 in	19.1 mm	1/2-20 UNF-2A	1/2-20 UNF-2A	0.25 in	6.4 mm	3.00 in	76.2 mm	1,400 lb (635.0 kg)	\$62.00		
115292***	1.25 in	31.8 mm	-	-	0.75 in	19.1 mm	1/4-28 UNF-2A	1/4-28 UNF-2A	0.12 in	3.1 mm	3.00 in	76.2 mm	300 lb (181.4 kg)	\$82.00		
33084****	1.31 in	33.2 mm	-	-	1.00 in	25.4 mm	1/2-20 UNF	1/2-20 UNF	0.125 in	3.1 mm	3.62 in	76.2 mm	850 lb (385.6 kg)	\$77.00		

*Do not exceed the safe load **Used with Rice Lake Weighing Systems flexure bases***Stainless steel ****Used with Rice Lake Weighing Systems FXB flexure bases

Custom Wire Rope Definition Form

Customer's Name: _____

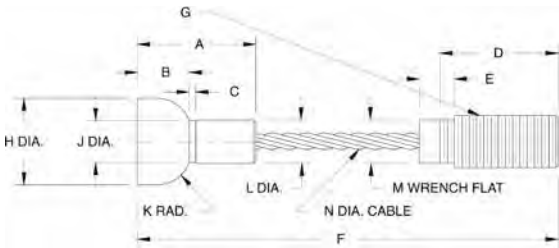
Contact Person: _____

Date: _____

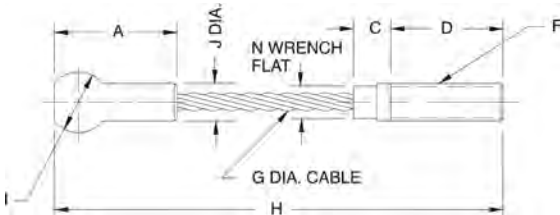
Application: _____

Wire Rope* (Enter Dimensions to Form)		
A Thread length	F Threads	K Safe load
B Shank length	G Rope diameter	L Environment
C Shank length	H Overall length	M Application
D Thread length	I Ball diameter	N Style
E Threads	J Shank diameter	O Desired Material

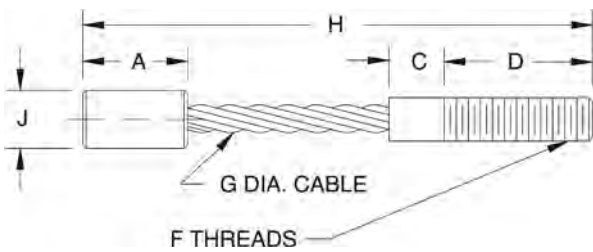
*Use drawings below for reference



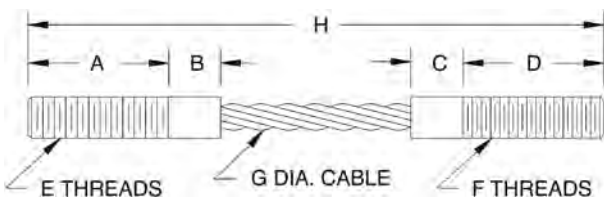
Style A



Style B



Style C

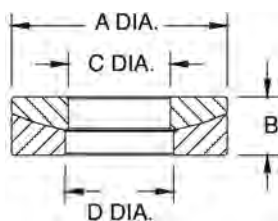


Style D



Style E

Spherical Washer Sets

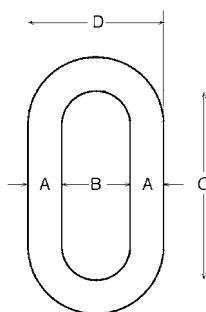


Part Number/Price

Part#	Bolt Size		A		B		C		D		Price
Mild Steel											
15196	0.25 in	6.4 mm	0.62 in	15.8 mm	0.20 in	5.1 mm	0.28 in	7.1 mm	0.31 in	7.9 mm	\$13.00
15197	0.38 in	9.7 mm	0.88 in	22.4 mm	0.25 in	6.4 mm	0.41 in	10.4 mm	0.44 in	11.2 mm	\$16.00
15198	0.50 in	12.7 mm	1.12 in	28.5 mm	0.31 in	7.9 mm	0.53 in	13.5 mm	0.56 in	14.2 mm	\$6.00
15199	0.62 in	15.8 mm	1.38 in	35.1 mm	0.31 in	7.9 mm	0.66 in	16.8 mm	0.69 in	17.5 mm	\$17.00
15200	0.75 in	19.1 mm	1.62 in	41.1 mm	0.38 in	9.7 mm	0.78 in	19.8 mm	0.81 in	20.6 mm	\$22.00
15201	1.00 in	25.4 mm	2.00 in	50.8 mm	0.50 in	12.7 mm	1.06 in	26.9 mm	1.12 in	28.5 mm	\$35.00
15202	1.25 in	31.8 mm	2.62 in	66.6 mm	0.50 in	12.7 mm	1.31 in	33.3 mm	1.38 in	35.1 mm	\$66.00
15203	1.50 in	38.1 mm	2.88 in	73.2 mm	0.53 in	13.5 mm	1.56 in	39.6 mm	1.62 in	41.1 mm	\$72.00
15205	2.00 in	50.8 mm	3.88 in	98.6 mm	0.81 in	20.6 mm	2.06 in	52.3 mm	2.12 in	53.8 mm	\$115.00
Stainless Steel											
33218	0.50 in	12.7 mm	1.12 in	28.5 mm	0.31 in	7.9 mm	0.53 in	13.5 mm	0.56 in	14.2 mm	\$24.00
33220	0.75 in	19.1 mm	1.62 in	41.1 mm	0.38 in	9.7 mm	0.78 in	19.8 mm	0.81 in	20.6 mm	\$34.00

Standard Features

- Self-colored or hot-dip galvanized
- Forged carbon steel quenched and tempered



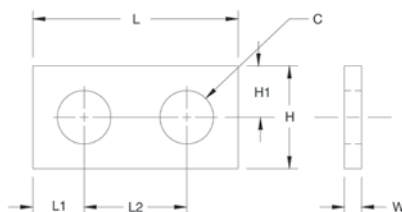

Weldless End Links

Part Number/Price

Part #	A		B		C		D		Safe Load*		Price
F312L	0.625 in	15.9 mm	1.00 in	25.4 mm	3.25 in	82.6 mm	2.32 in	58.9 mm	9,300 lb (4,218.4 kg)		\$52.00
17810	0.875 in	22.2 mm	2.00 in	50.8 mm	5.13 in	130.3 mm	3.75 in	95.3 mm	12,000 lb (5,443.1 kg)		\$155.00
21911	1.00 in	22.2 mm	2.25 in	57.2 mm	5.75 in	146.1 mm	4.25 in	108.0 mm	15,200 lb (6,894.6 kg)		\$315.00
65430	1.25 in	31.8 mm	2.50 in	63.5 mm	7.00 in	177.8 mm	5.00 in	127.0 mm	26,400 lb (11,974.9 kg)		\$140.00
21912	1.375 in	34.9 mm	2.75 in	69.9 mm	7.75 in	196.9 mm	5.50 in	139.7 mm	30,000 lb (13,607.8 kg)		\$450.00

*Do not exceed the safe load

Load Cell Spacers



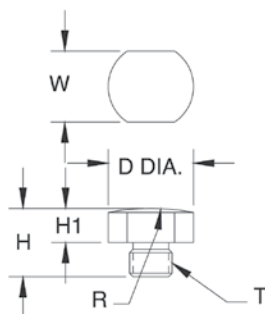
Standard Features

- Use with most popular single-ended beams
- Provides flat mounting surface required for optimum load cell performance
- Zinc-plated mild steel or stainless steel

Part Number/Price

Part#	C	H	H1	L	L1	L2	W	Price
Mild Steel								
17754	0.53 in	13.4 mm	1.25 in	31.8 mm	0.62 in	15.7 mm	2.25 in	\$25.00
17755	0.78 in	19.8 mm	1.50 in	38.1 mm	0.75 in	19.1 mm	3.00 in	\$25.00
17756	1.03 in	26.2 mm	2.00 in	50.8 mm	1.00 in	25.4 mm	4.00 in	\$26.00
18260	0.53 in	13.4 mm	1.25 in	31.8 mm	0.62 in	15.7 mm	2.25 in	\$27.00
Stainless Steel								
17757	0.78 in	19.8 mm	1.50 in	38.1 mm	0.75 in	19.1 mm	3.00 in	\$32.00
18383	0.53 in	13.4 mm	1.25 in	31.8 mm	0.62 in	15.7 mm	2.25 in	\$27.00
18411	0.53 in	13.4 mm	1.25 in	31.8 mm	0.62 in	15.7 mm	2.25 in	\$28.00

Load Button



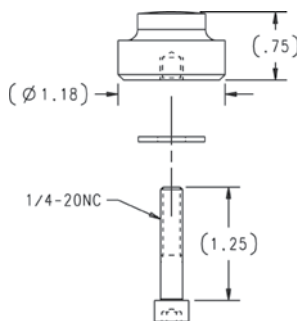
Standard Features

- Suitable for use with compression mounting assemblies, canisters, s-beams and single-ended beams
- Hardened alloy steel

Part Number/Price

Part#	T	D	H	H1	R	W	Price
17750	3/8-24 UNF	0.75 in	19.1 mm	0.60 in	15.2 mm	0.30 in	\$32.00
17751	1/2-20 UNF	0.75 in	19.1 mm	0.70 in	17.8 mm	0.30 in	\$26.00
17752	3/4-16 UNF	1.50 in	38.1 mm	0.90 in	22.9 mm	0.30 in	\$43.00

Load Button Insert Kit



Standard Features

- To be used with RLSSB and RTI SSB load cells (1,000-5,000 lb)
- Hardened alloy steel

Part Number/Price

Part#	Description	Price
26112	Load button insert kit	\$32.00

Standard Features

- Replacement foot, adapts to most floor scales
- Use with single-ended beams to provide large, flat, adjustable introduction surface
- Special neoprene rubber sandwich base gives high accuracy, linearity and repeatability



Part Number/Price

Part #	Material	Thread Size	Base Ht.		Total Ht.		Diameter		Price
18756	Stainless steel	1/2-20 UNF	0.75 in	19.1 mm	2.62 in	66.5 mm	3.47 in	88.1 mm	\$45.00
39021	Mild steel	3/4-16 UNF-2B	0.875 in	22.3 mm	3.25 in	82.3 mm	4.40 in	111.76 mm	\$86.00
39022	Mild steel	3/4-16 UNF-2B	0.875 in	22.3 mm	4.06 in	103.1 mm	5.40 in	137.16 mm	\$125.00
110930	Mild steel	1-14 UNF	1.0 in	25.4 mm	4.06 in	103.1 mm	5.40 in	137.16 mm	\$180.00
42130	Stainless steel	M12			2.62 in	67 mm	3.47 in	88.1 mm	\$95.00

Flintec™ Adjustable Rubber Foot

Standard Features

- Blind hole introduction
- Low profile
- Height adjustable by rotation
- Includes spacer
- Stainless steel



SLB, SB4, SB5, SB14 and SB6




BK2

Part Number/Price

Part #	Foot Diameter		Load Cell Capacity	Price
Flintec SLB, SB4, SB5, SB14 and SB6				
46230	2.36 in	60 mm	200 lb-500 lb	\$56.00
77561	3.14 in	80 mm	1,000 lb-5,000 lb	\$56.00
Flintec BK2				
87096	3.140 in	80 mm	200 kg-2,000 kg	\$56.00

Bench Scale Feet



107476

19141

35128

Standard Features

- Rubber pad
- 1/4-20 UNC threads
- Stainless steel
- 3/8-16 UNC threads

Part Number/price

Part#	Description	Price
Rubber Pad		
35128	Bench scale feet	\$12.75
107476	CW 90/CW 90X feet	\$19.00
Stainless Steel		
19141	Bench scale feet	\$5.50

Polyurethane Rubber Leveling Feet



Standard Features

- 3 in (76.2 mm) overall height, all diameters
- Stainless steel stem for corrosion resistance
- Heavy-duty construction, low-cost replacement feet
- Four standard diameters all with 1/2-20 UNF SS stud, slotted for top-access applications
- Zinc plated carbon steel jam nut provided
- Top of stud is machined undersize 10 percent for easy alignment into load cell

Part Number/Price

Part#	Foot Diameter	Height	Price
74585	1.87 in	3 in	\$28.00
74586	2.00 in	3 in	\$28.00
74587	2.50 in	3 in	\$28.00
73801	3.00 in	3 in	\$28.00

Captured Ball Floor Scale Leveling Feet

Standard Features

- Carbon Steel
- Bright zinc and clear chromate plating for corrosion resistance
- Active ball suspension provides ideal load cell loading with maximum side load protection
- Hardened alloy steel with plated finish
- Includes two jam nuts, one for wrench access
- Top of stud is machined undersized 10 percent for easy alignment into load cell plus slotted for top-access applications
- Stainless steel
- Provides outstanding accuracy, repeatability and performance
- Active ball suspension provides optimum load cell performance
- Hardened stainless steel material, welded with polished finish
- Includes two stainless steel jam nuts, one for wrench access
- Top of stud is machined undersized 10 percent for easy alignment into load cell plus slotted for top-access applications



Carbon


Stainless Steel

Part Number/Price

Part #	Foot Diameter	Thread Size Inches	Height	Price
Carbon Steel				
74578	1.87 in	1/2-20 UNF	3.5 in	\$40.00
74579	2.00 in	1/2-20 UNF	3.5 in	\$40.00
74580	2.50 in	1/2-20 UNF	3.5 in	\$40.00
74581	3.00 in	1/2-20 UNF	3.5 in	\$40.00
74582	3.00 in	3/4-16 UNF	4.5 in	\$50.00
74583	3.00 in	1-12 UNF	4.5 in	\$60.00
74584	3.00 in	1-14 UNF	4.5 in	\$60.00
171449	3.00 in	1-14 UNF	5.0 in	\$75.00
173018	4.40 in	3/4-16 UNF	3.13 in	\$86.00
174937	5.40 in	3/4-16 UNF	4.13 in	\$125.00
Stainless Steel				
74572	1.87 in	1/2-20 UNF	3.5 in	\$58.00
74573	2.00 in	1/2-20 UNF	3.5 in	\$58.00
73800	2.50 in	1/2-20 UNF	3.5 in	\$58.00
74574	3.00 in	1/2-20 UNF	3.5 in	\$58.00
74575	3.00 in	3/4-16 UNF	4.5 in	\$68.00
74576	3.00 in	1-12 UNF	4.5 in	\$88.00
74577	3.00 in	1-14 UNF	4.5 in	\$88.00
92380*	2.50 in	1/2-20 UNF	3.5 in	\$58.00
175615	3.47 in	1/2-20NF	2.62 in	\$86.00

*Stem is fully threaded

Leveling Pads



Standard Features

- Replacement feet, adapt to most floor scales
- Available in cadmium-plated steel or stainless steel
- Simple swivel design
- Use with single-ended shear beams or bending beams to provide a large, flat load introduction surface

Part Number/Price

Part #	Thread Size	Height	Diameter	Price
Mild Steel				
18817	1/2-13 NC	1.12 in	1.87 in	\$25.00
18820	3/4-10 NC	1.50 in	3.00 in	\$44.00
Stainless Steel				
18818	1/2-13 NC	1.12 in	1.87 in	\$59.00
18833	3/4-10 NC	1.50 in	3.00 in	\$103.00

Used in conjunction with leveling pad stems

Leveling Mount



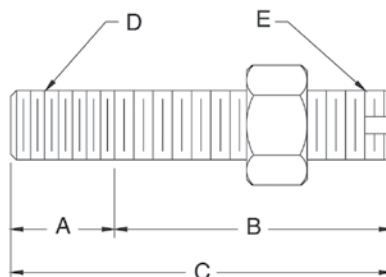
Standard Features

- Designed for use with some floor scales or machinery platforms
- Can be used as a replacement foot on the SP floor scale to limit vibrations transmitted to the scale through the floor
- Provides vibration isolation on most portable platforms

Part Number/Price

Part #	Thread Size	Height	Diameter	Price
18819	1/2-13 NC	1.81 in	5.00 in	\$100.00

Leveling Pad Stems



Standard Features

- For use with leveling pads
- One jam nut included

Part Number/Price

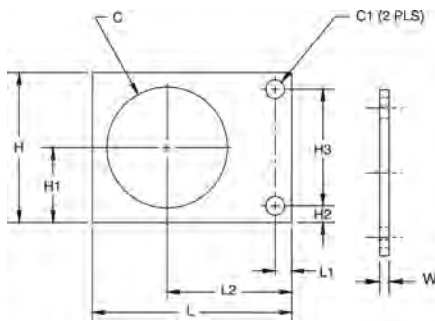
Part #	A	B	C	D	E	Slot	Material	Price
Mild Steel								
17693	0.75 in	19.1 mm	2.00 in	50.8 mm	2.75 in	69.9 mm	3/4-10 UNC 3/4-16 UNF	NO 1045 \$16.00
Stainless Steel								
17689	0.50 in	12.7 mm	1.50 in	38.1 mm	2.00 in	50.8 mm	1/2-13 UNC 1/2-20 UNF	YES SS \$24.00
17695	0.75 in	19.1 mm	2.00 in	50.8 mm	2.75 in	69.9 mm	3/4-10 UNC 3/4-16 UNF	NO SS \$38.00

Warning: Do not use to suspend a load

RoughDeck® Scale Base

Standard Features

- Secures RoughDeck and other popular floor scales
- Prevents movement in horizontal plane
- Useful with Surefoot™ and other load cell foot assemblies
- Available in stainless steel and mild steel



Part Number/Price

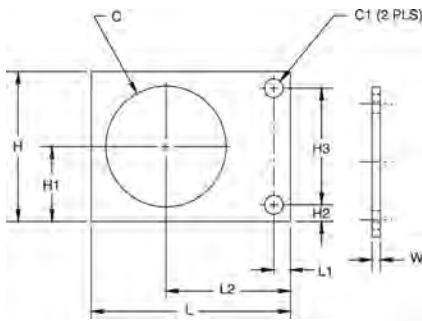
Part #	Description	Price
19075	Mild steel, 1,000 lb-10,000 lb	\$18.00
19076	Stainless steel, 1,000 lb-10,000 lb	\$23.00

Dimensions

Part #	C	C1	H	H1	H2	H3	L	L1	L2	W
19075	3.62 in	0.56 in	4.50 in	2.25 in	0.50 in	3.50 in	6.00 in	0.50 in	3.75 in	0.25 in
19076	3.62 in	0.56 in	4.50 in	2.25 in	0.50 in	3.50 in	6.00 in	0.50 in	3.75 in	0.25 in

Standard Features

- Mounting plate for Summit® 3000 floor scales
- Available in mild steel



Part Number/Price

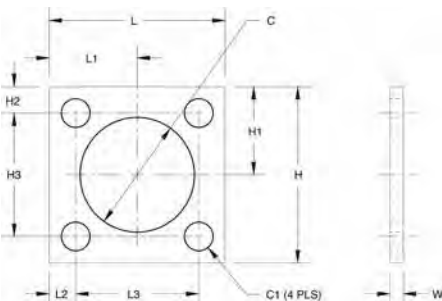
Part #	Description	Price
76149	Mild steel, 2,000 lb-10,000 lb	\$18.00

Dimensions

Part #	C	C1	H	H1	H2	H3	L	L1	L2	W
76149	3.19 in	0.56 in	4.50 in	2.25 in	0.50 in	3.50 in	6.00 in	0.50 in	3.75 in	0.25 in

Standard Features

- Suitable for use with leveling pads
- Generic mounting plate for popular floor scales
- Fits most floor scale foot assemblies
- Available in stainless steel and mild steel (mild steel parts are zinc plated/painted)



Part Number/Price

Part #	Description	Price
18737	Mild steel, 1,000 lb-10,000 lb	\$8.00
18738	Mild steel 10,000 lb-20,000 lb	\$9.00
18751	Stainless steel 1,000 lb-10,000 lb	\$32.00

Dimensions

Part #	C	C1	H	H1	H2	H3	L	L1	L2	L3
18737	2.00 in	0.53 in	4.00 in	2.00 in	0.50 in	3.00 in	4.00 in	2.00 in	0.50 in	3.00 in
18738	3.25 in	0.81 in	5.00 in	2.50 in	0.75 in	3.50 in	5.00 in	2.50 in	0.75 in	3.50 in
18751	2.00 in	0.53 in	4.00 in	2.00 in	0.50 in	3.00 in	4.00 in	2.00 in	0.50 in	3.00 in

Complete Custom Cable Services



Standard Features

- Special cable requirements
- Custom-built cable designed specifically for your application
- Choose from design elements and Rice Lake Weighing Systems will build a cable to your specifications
- Quick turnaround
- Competitively priced
- 5,000 ft minimum purchase

Specifications

Jacket Material:

PVC
Polyurethane
Double-jacketed

Conductors:

Unlimited number
Twisted pairs
Color code
Gauge

Shielding:

Braided
Foil

Jacket Colors:

Black, brown, green, orange, red, blue, yellow, gray, natural

Ink Colors:

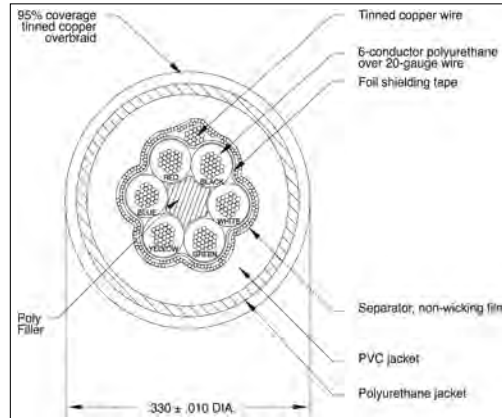
Black, white, silver, orange
Custom logos

Approvals:




Standard Features

- Tinned copper overbraid provides superior rodent and abrasion deterrent
- Enhanced EMI/RFI protection
- Six-conductor industry-standard color code
- Ideal for truck and railroad-track scales
- Diameter: 0.33 in (8.38 mm)
- Temperature rating -22°F to 176°F (-30°C to 80°C)
- Jacket coating enhanced with a chemical coating "NAW" that is distasteful to rodents
- Diameter: 0.33 in (8.38 mm)



EL147RP Plus

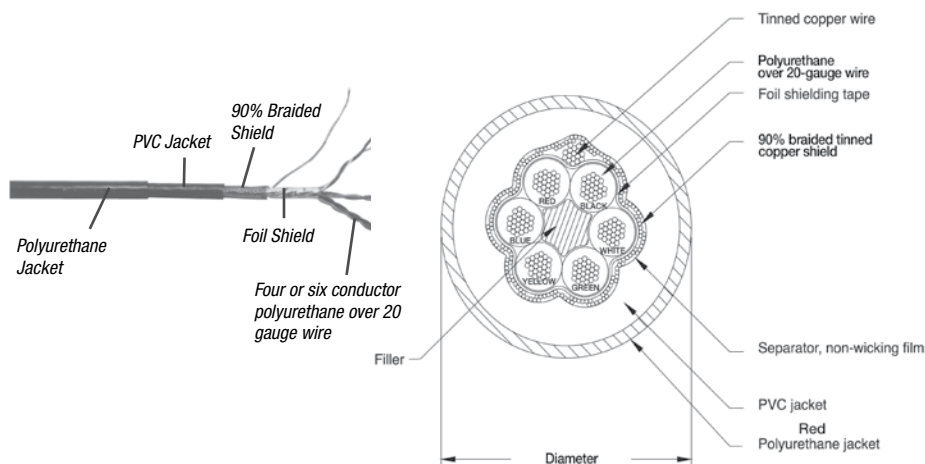
EL147RP Plus Rodent Protection Cables



Part Number/Price

Part #	Continuous Roll		Description	Price
31475	Custom length		Six-conductor hostile environment cable	\$3.60/ft
131964	100 ft	30.5 m	Six-conductor hostile environment cable	\$350.00
131965	250 ft	76.2 m	Six-conductor hostile environment cable	\$845.00
131966	500 ft	152.4 m	Six-conductor hostile environment cable	\$1,685.00
131967	1,000 ft	304.8 m	Six-conductor hostile environment cable	\$3,295.00

Hostile Environment Load Cell Cable



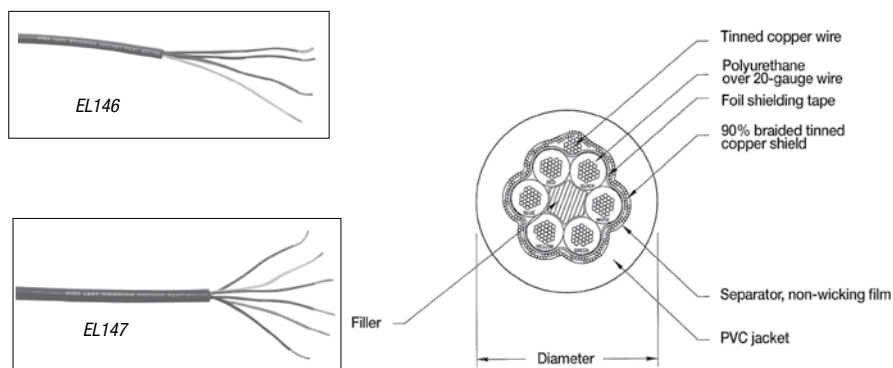
Standard Features

- Designed for use in hostile environments
- Polyurethane jacketing provides superior chemical and abrasion resistance
- RFI and EMI protected with foil overbraid shield
- Unmatched durability, yet extremely flexible
- All conductors are industry-standard color coded
- Diameter—EL147HE: 0.32 in (8.1 mm)
- The four-wire cable is best suited for longer runs where remote sense lines can be used
- Temperature rating: -22°F to 176°F (-30°C to 80°C)
- 500 V rating

Part Number/Price

Part#	Continuous Roll		Description	Price
15510	100 ft	30.5 m	Four-conductor hostile environment cable	\$155.00
15511	250 ft	76.2 m	Four-conductor hostile environment cable	\$385.00
15512	500 ft	152.4 m	Four-conductor hostile environment cable	\$745.00
15513	1,000 ft	304.8 m	Four-conductor hostile environment cable	\$1,495.00
15494	Custom Length		Four-conductor hostile environment cable	\$1.65/ft
15520	100 ft	30.5 m	Six-conductor hostile environment cable	\$235.00
15521	250 ft	76.2 m	Six-conductor hostile environment cable	\$575.00
15522	500 ft	152.4 m	Six-conductor hostile environment cable	\$1,075.00
15523	1,000 ft	304.8 m	Six-conductor hostile environment cable	\$1,910.00
15496	Custom Length		Six-conductor hostile environment cable	\$2.50/ft

Standard Load Cell Cable



Standard Features

- EL146—4-wire load cell cable
- EL147—6-wire load cell cable
- 20 AWG tinned copper wire stranded for flexibility
- Braided shielding is encased in red PVC
- All conductors are industry-standard color coded
- Diameter—EL146: 0.25in (6.4mm); EL147: 0.29in (7.4mm)
- The six-wire cable is best suited for longer runs where remote sense lines can be used
- Temperature rating: -22°F to 126°F (-30°C to 80°C)

Part Number/Price

Part#	Continuous Roll		Description	Price
15505	100 ft	30.5 m	Four-conductor cable	\$125.00
15506	250 ft	76.2 m	Four-conductor cable	\$295.00
15507	500 ft	152.4 m	Four-conductor cable	\$595.00
15508	1000 ft	304.8 m	Four-conductor cable	\$995.00
15493	Custom Length		Four-conductor cable	\$1.35/ft
15515	100 ft	30.5 m	Six-conductor cable	\$195.00
15516	250 ft	76.2 m	Six-conductor cable	\$450.00
15517	500 ft	152.4 m	Six-conductor cable	\$865.00
15518	1000 ft	304.8 m	Six-conductor cable	\$1,695.00
15495	Custom Length		Six-conductor cable	\$2.05/ft

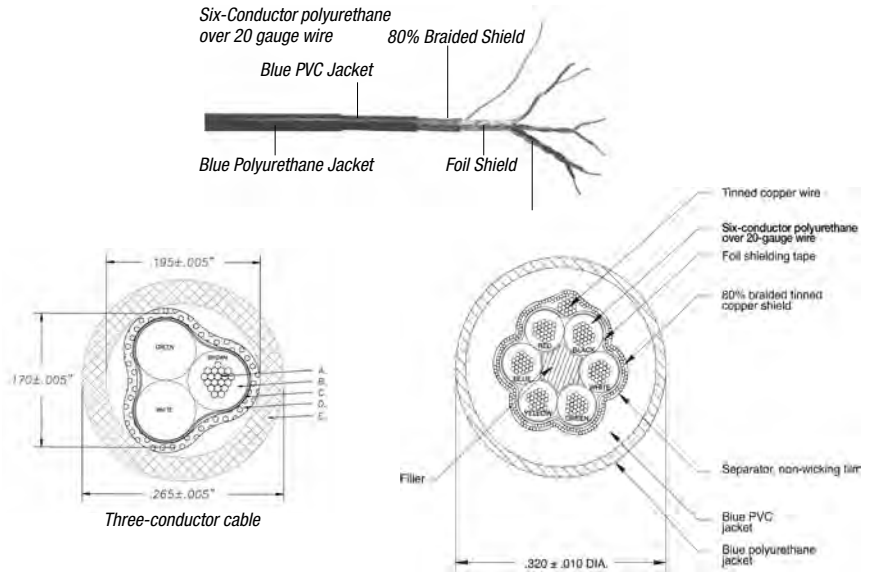
APPROVALS



EL147IS Hazardous Environment Blue Jacket Cable

Standard Features

- Designed for intrinsically safe applications (must be wired according to Factory Mutual System-approved diagram)
- Polyurethane over PVC double jacketing provides superior chemical and abrasion resistance
- Both foil and braided wire shields for added RFI and EMI protection
- Six-conductor is industry-standard color coded (Also available three-conductor)
- Suited for longer runs where remote sense lines can be used
- Temperature rating: -22°F to 176°F (-30°C to 80°C)
- Diameter: 0.32 in (8.1 mm)



Part Number/Price

Part #	Description	Price
32817	EL147IS, blue jacket six-conductor	\$2.95/ft
72241	Blue jacket, shielded three-conductor, UL and CSA recognized	\$2.35/ft

EL144 Communications Cable

Standard Features

- Two-conductor with bare ground
- RFI/EMI protected with foil shield
- 20 gauge conductors
- Perfect for RS-232, two-wire RS-485 and 20 mA current loop communications
- Diameter: 0.19 in (4.8 mm)




Part Number/Price

Part #	Description	Price
32803	EL144	\$0.90/ft
72691	EL11, 100 ft	\$82.00
72072	EL144, 500 ft	\$425.00
72693	EL144, 1,000 ft	\$795.00

BCD Cable

Standard Features

- Sheathed in gray PVC
- Mylar aluminum foil shield with stranded tinned copper drain wire
- Diameter: 0.375 in (9.5 mm)



Part Number/Price

Part #	Description	Price
15497	BCD, 24 AWG, 30-conductor	\$23.00/ft

Fiber Optic Cable



Color Code: Black-TXD, Blue-RXD

Part Number/Price

Part #	Description	Price
78910	Custom length	\$1.40/ft
78026	100 ft cable (30.48 m)	\$140.00
78027	200 ft cable (60.96 m)	\$280.00
78028	300 ft cable (91.44 m)	\$415.00
83052*	Fiber optic connector	\$40.00
80892	Fiber optic cable cutter	\$9.00
85548	Fiber optic hot knife	\$48.00

*Duplex fiber cable requires two connectors

*Maximum guaranteed transmission distance when used with the 320IS/IO module is 240 ft

Standard Features

- Duplex cable polyethylene black jacket material
- 4.4 + 0.10 mm outer diameter of duplex cable
- 2.2 + 0.007 mm single cable outer diameter
- Operating temperature: 32°F to 158°F (0°C to 70°C)

SURVIVOR® EL620HE High Temperature Cable




Part Number/Price

Part #	Description	Price
15605	EL620HE	\$10.25/ft

Standard Features

- Multi-conductor overall foil and braid shield
- Suitable for temperatures from -40°C (-40°F) to 200°C (392°F)
- Insulation thickness - 0.010 in (0.25 mm)
- Jacket thickness - 0.017 in (0.43 mm)
- 18 gauge, tinned copper conductors
- Six wire or six-conductor
- FEP jacket, resistant to chemical corrosion and high temperature
- Aluminum-polyester shield with 85% tinned copper braid shield
- 150 V NEC 725 Class 2 classified for use in an airplenum non-conduit
- 0.24 in diameter cable

SURVIVOR® Cable Armor



Part Number/Price

Part #	Description	Price
17808	Galvanized steel	\$3.85/ft
17806	Stainless steel	\$4.85/ft
17807	Optional end fitting	\$2.25 each

Standard Features

- Flexible all-metal protective armor
- Ideal for protecting load cell cable from mechanical abrasion or rodents
- Available in stainless steel and galvanized steel
- 0.5 in (12.7 mm) internal diameter, 2.0 in (50.8 mm) minimum bend radius
- Optional end fitting with 1/2 in male pipe thread

EL148HE Replacement Mettler Toledo® Power Cell® Cable

Standard Features

- 100% stainless steel military connector-electro deposited nickel plating with stainless banding and epoxy heat-shrink strain relief
- Stainless steel artic ring precision cut for improved connection
- Textured rubber boot for additional grip
- Standard Mettler Toledo color code
- Custom lengths available including standard lengths listed below cables



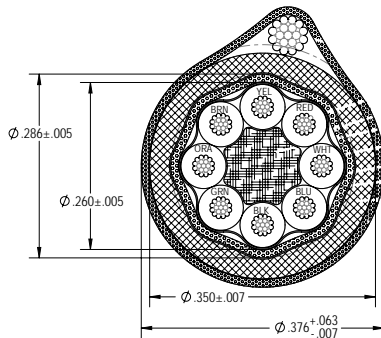
Part Number/Price

Part #	Cable Length Each	Price
100268	8 ft	\$325.00
101102	12 ft	\$335.00
104164	15 ft	\$338.00
100269	26 ft	\$375.00
100270	35 ft	\$385.00

Mettler Toledo® Power Cell® Homerun Cable

Standard Features

- Galvanized steel drain wire
- 20 gauge 8 conductors
- Stainless steel braid shield



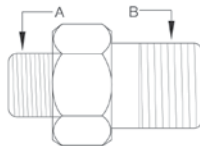
Part Number/Price

Part #	Description	Price
194837	Galvanized steel	\$6.00/ft

Load Cell Conduit Adaptors

Standard Features

- Used to adapt conduit to load cells
- 303 stainless steel



31534



31535



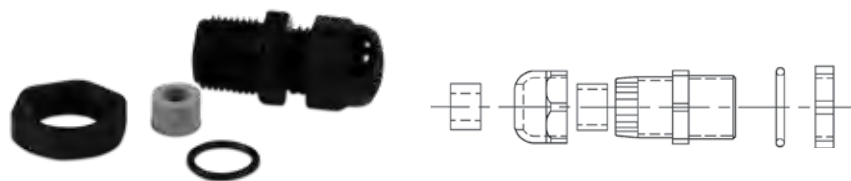
31533

Dimensions

Part #	A	B	Price
Thread-On			
31533	3/8-24 UNF	—	\$33.00
31534	—	1/4-18 NPT	\$33.00
31535	5/8-18 UNF	1/2-14 NPT	\$33.00

Note: 31533 and 31534 are used together to form male-to-male adaptor

Cord Grip Assemblies



Standard Features

- Assemblies include cord grip, locknut, "O"-ring seal, gray and black reducer glands
- Fittings are made of weather- and corrosion-resistant nylon

Part Number/Price

Gland Cable Ranges								
Part #	Thread	Panel Hole Diameter		Regular (Black)		Reducer (Gray)		Price
15669	PCN9	0.625 in	15.9 mm	0.157 in-0.314 in	4.0 mm-8.0 mm	0.118 in-0.236 in	3.0 mm-6.0 mm	\$4.70
15670	3/8 NPT	0.687 in	17.4 mm	0.157 in-0.314 in	4.0 mm-8.0 mm	0.118 in-0.236 in	3.0 mm-6.0 mm	\$4.35
15671	1/2 NPT	0.844 in	21.4 mm	0.236 in-0.472 in	6.0 mm-12.0 mm	0.200 in-0.354 in	5.1 mm-9.0 mm	\$5.00

EL214 Cable Splicing Kit



Standard Features

- Designed for a complete, professional transducer cable splice
- Prevents moisture from entering the load cell through the cable connector
- Each kit contains a high-impact plastic splicing box, liquid-tight cable fittings, circuit card, PTFE sleeving, premeasured potting compound and complete instructions

Part Number/Price

Part #	Description	Price
15485	EL214	\$125.00

Specifications

Dimensions:

(W x H x D) 3.00 in x 1.00 in x 1.50 in (76.2 mm x 25.4 mm x 38.1 mm)

Mounting Centers:

2.50 in (63.5 mm)

Number of Connections:

7


Cable Diameter:

0.187 in-0.312 in (4.7 mm-7.9 mm)

Cure Time For Potting:

Epoxy-Polyamide resin cures in 2 hours at 73°F (23°C)

EL214T Cable Splicing Kit



Standard Features

- Designed to accommodate cables larger than the EL214; all other dimensions and performance features are the same

Part Number/Price

Part #	Description	Price
15486	EL214T	\$135.00

Specifications

Dimensions:

(W x H x D) 3.00 in x 1.00 in x 1.50 in (76.2 mm x 25.4 mm x 38.1 mm)

Mounting Centers:

2.50 in (63.5 mm)

Number of Connections:

7

Cable Diameter:

0.270 in-0.480 in (6.9 mm-12.2 mm)

Cure Time For Potting:

Epoxy-Polyamide resin cures in 2 hours at 73°F (23°C)

EL215 Cable Splicing Kit

Specifications

Dimensions:

(W x L) 1.375 in x 6.0 in (34.9mm x 152.4 mm)

Number of Connections:

7

Cable Diameter:

up to 0.75 in (19.1 mm)

Cure Time For Potting:

2 hours at 70°F (21°C)



Standard Features

- Designed for use in weather-exposed or direct-burial locations
- Each kit contains plastic splicing tube, circuit board, insulating resin and instructions

Part Number/Price

Part#	Description	Price
15612	EL215	\$80.00

Flintec™ Load Cell Cable Replacement Kits

Standard Features


- Each kit includes cable for four Flintec SB4 or UB1 load cells as listed




Part Number/Price

Part#	Description	Cable Length Ea. Feet (m)		Price
18412	For SB4, 225-5,200 lb (102.1-2,358.7 kg)	10 ft	3.1 m	\$350.00
18413	For SB4, 11,250-22,500 lb (5,103-10,206 kg)	15 ft	4.6 m	\$375.00


Five-Position Connectors, Shell Plugs, Receptacles



Six-Position Connectors, Shell Plugs, Receptacles



Seven-Position Connectors, Shell Plugs, Receptacles



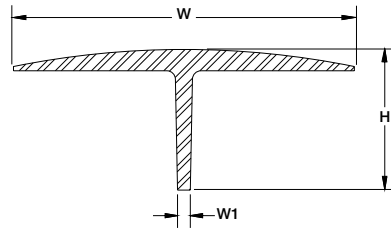
Part Number/Price

Part #	Description	Price
15753	Five-Pin, external thread	\$28.00
15722	Five-socket, internal thread	\$29.00
15723	Five-Pin, internal thread	\$28.00
15757	Five-socket, external thread	\$34.00
15754	Five-Pin chassis mount, external thread	\$20.00
15758	Five-socket chassis mount, external thread	\$20.00
15730	Dust cap for ext. thread five-position connector	\$11.00
15731	Dust cap for int. thread five-position connector	\$15.00
15759	Six-Pin, external thread, male	\$28.00
60124	Six-socket, internal thread connector, female fits Toledo load cells, Condec indicators	\$24.00
15727	Six-Pin, internal thread, male	\$27.00
15724	Six-socket, external thread	\$31.00
15726	Six-Pin chassis mount, external thread	\$20.00
15760	Six-socket chassis mount, external thread	\$19.00
15730	Dust cap for ext. thread six-position connector	\$11.00
15731	Dust cap for int. thread six-position connector	\$15.00
15761	Seven-Pin, external thread	\$29.00
15756	Seven-socket, internal thread	\$31.00
15729	Seven-Pin, internal thread	\$31.00
15728	Seven-socket, external thread	\$31.00
15755	Seven-Pin chassis mount, external thread	\$20.00
15762	Seven-socket chassis mount, external thread	\$23.00
15732	Dust cap for ext. thread seven-position connector	\$16.00
15733	Dust cap for int. thread seven-position connector	\$27.00

T-Grip Molding

Standard Features

- Designed for use in truck scale applications to prevent spillover into the pit
- Impact, tear and weather-resistant EPDM rubber
- Barbed web to hold molding in place
- Web thickness 0.22 in (5.6 mm)
- Available by the foot or 10.0 ft (3.1 m), 11.0 ft (3.4 m), 70.0 ft (21.34 m), 80.0 ft (24.4 m) and 100.0 ft (30.5 m) lengths
- Maximum continuous length is 450 ft (137 m)



Part Number/Price

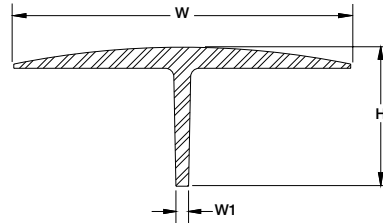
Part #	H		W		W1		Length	Price
18799	2.56 in	65.0 mm	5.75 in	146.1 mm	0.22 in	5.6 mm	Sold by the foot	\$7.25/ft
18800	2.56 in	65.0 mm	5.75 in	146.1 mm	0.22 in	5.6 mm	10 ft 3.05 m	\$72.50
18801	2.56 in	65.0 mm	5.75 in	146.1 mm	0.22 in	5.6 mm	11 ft 3.35 m	\$79.75
18802	2.56 in	65.0 mm	5.75 in	146.1 mm	0.22 in	5.6 mm	70 ft 21.34 m	\$475.00
33219	2.56 in	65.0 mm	5.75 in	146.1 mm	0.22 in	5.6 mm	80 ft 24.4 m	\$515.00
33222	2.56 in	65.0 mm	5.75 in	146.1 mm	0.22 in	5.6 mm	100 ft 30.5 m	\$650.00

Note: Maximum continuous length is 450 ft. Call for price and availability.

T-Strip Molding

Standard Features

- Designed for use in truck scale applications to prevent spill-over into the pit
- Impact, tear and weather-resistant SBR rubber
- Web thickness 0.25 in (6.4 mm)
- Available by the foot or in—10.0 ft (3.1 m), 11.0 ft (3.4 m), 70.0 ft (21.34 m), 80.0 ft (24.4 m) and 100.0 ft (30.5 m) lengths. Maximum continuous length is 450 ft (137 m).



Part Number/Price

Part #	H		W		W1		Length	Price
18736	2.00 in	50.8 mm	4.50 in	114.3 mm	0.25 in	6.4 mm	Sold by the foot	\$6.75/ft
18776	2.00 in	50.8 mm	4.50 in	114.3 mm	0.25 in	6.4 mm	10 ft/3.05 m	\$67.50
18797	2.00 in	50.8 mm	4.50 in	114.3 mm	0.25 in	6.4 mm	11 ft/3.35 m	\$74.25
18798	2.00 in	50.8 mm	4.50 in	114.3 mm	0.25 in	6.4 mm	70 ft/21.34 m	\$435.00
33223	2.00 in	50.8 mm	4.50 in	114.3 mm	0.25 in	6.4 mm	80 ft/24.4 m	\$485.00
33224	2.00 in	50.8 mm	4.50 in	114.3 mm	0.25 in	6.4 mm	100 ft/30.5 m	\$585.00

Note: Maximum continuous length is 450 ft. Call for price and availability.

Electronic Scale Tickets

Standard Features

Hecon® Printers, EL522 & EL516 - 20266

- Carbon triplicate interleaved
- Size (W x L): 4.25 in x 7.875 in (127 mm x 200 mm)
- Order quantity: 500 per package

20266

DATE _____ No. _____

SELLER _____

BUYER _____

ADDRESS _____

CITY _____ STATE _____ ZIP _____

GROSS _____

TAKE _____

NET _____

DRIVER ON ☐ OFF ☐ WEIGHED BY _____

FORM 610

Standard Features

SP2200, SP2000 - 20265

- Carbon triplicate interleaved, perforated and glued on one end
- Size (W x L): 5.5 in x 9 in (139.7 mm x 228.6 mm)
- Order quantity: 500 per package

20265

DATE _____ No. _____

SELLER _____

BUYER _____

ADDRESS _____

CITY _____ STATE _____ ZIP _____

COMMODITY _____

PRICE _____

REMARKS _____

DRIVER ☐ ON ☐ OFF _____

WEIGHER _____

FORM 610

Standard Features

Rice Lake Scales - 71630 or 105182

- Carbonless duplicate or triplicate
- Size (W x L): 4.25 in x 7 in (107 mm x 177.8 mm) attached at 4.25 side
- Order quantity: 500 per package
- Custom (Duplicate): Add company name (min. order two packs)
- Custom (Triplicate): Add company name (min. order two packs)

Customer Name _____

Driver On p _____

Driver Off p _____

Customer Signature _____

RICE LAKE

Standard Features

Blank Scale Ticket - 22263

- 3-part carbonless
- White, canary yellow and pink
- Size (W x L): 4.25 in x 5.5 in (108 mm x 140 mm)
- Attached at 4.25 edge
- Custom: Add company name (min. order of 1,000)

Part Number/Price

Part #	Description	Price
20266	Hecon printers, EL522 & EL516, 500/pack	\$92.00
20265	SP2200, SP2000, EL250 & EL500, 500/pack	\$95.00
71630	Rice Lake ticket, Two part, 500/pack	\$50.00
105182	Rice Lake ticket, Three part, 500/pack white, canary yellow, pink	\$72.00
22263	Blank scale ticket, each	\$0.22 each

Printer Dust Covers



Standard Features

- Tough, flexible transparent vinyl, constructed with heavy-duty stitching
- Loose fit allows for operation of switches or controls through the dust cover
- Available for most types of scale equipment

Protect your electronic scales, weight indicators and printers with a dust cover. Reduce costly repairs and downtime due to moisture penetrating through instrument enclosures during cleanup or operation.

Part Number/Price

Part #	Model	Price
Rice Lake		
21210	SP2000/SP2200	\$75.00
EPSON®		
29582	TM290/295	\$55.00
35666	TM-U200 TM-U220	\$60.00
111840	TM-U590	\$65.00
Oki-Data®		
21208	Oki-Data 184 Turbo Printer	\$65.00
21226	Oki-Data 320/390	\$65.00

Custom covers and specials available; consult factory.



156809 (1 m)
156811 (3 m)
156815 (5 m)



156817 (1 m)
156818 (3 m)
156821 (5 m)



156806 (1 m)
156807 (3 m)
156808 (5 m)

Part Number/Price

Part #	Description	Price
Interface Cables for SP-2200, TM-U295, TM-U590 and Star® Printers		
15547	Blunt end, 25-Pin D-sub male RS-232 serial interface cable	\$65.00
15548	25-Pin D-sub male to 25-Pin D-sub male 20 mA serial interface cable (SP2200 only)	\$65.00
15568	25-Pin D-sub male to 25-Pin D-sub male RS-232 serial interface cable	\$65.00
Consult	Custom 20 mA/RS-232 serial interface cable	\$110.00
Interface Cables for I-Class		
15547	Blunt end, 25-Pin D-sub male RS-232 serial interface cable	\$65.00
Consult	Custom RS-232 interface cable	\$110.00
Interface Cables for Eltron® desktops, E-4203 and M-4206		
41276	DB9 male RS-232 cable to blunt end	\$65.00
Straight Cable		
50749	DB9 female to DB9 female	\$55.00
41279	DB25 male to DB9 male	\$65.00
70056	DB9M to DB9F	\$35.00
Null Modem Cable		
66535	DB9F to DB9 female, null modem	\$45.00
64794	DB9F to DB9M, null modem, 6ft	\$65.00
USB Cable		
79074	USB-A to USB-B	\$30.00
153603	USB to 9-Pin male RS-232 adaptor	\$91.00
156806	USB 2.0 A to A, 1 m	\$30.00
156807	USB 2.0 A to A, 3 m	\$45.00
156808	USB 2.0 A to A, 5 m	\$55.00
156809	USB 2.0 to USB-B male type A	\$50.00
156815	USB 2.0 to USB-B male USB male type A to male type B micro, 3 m	\$50.00
156811	USB 2.0 to USB-B male USB male type A to male type B micro, 5 m	\$65.00
156817	Ethernet CAT.5E RJ45 1 m	\$30.00
156818	Ethernet CAT.5E RJ45 3 m	\$37.00
156821	Ethernet CAT.5E RJ45 5 m	\$45.00
Ethernet Cable/RJ45		
72697	RJ45 to RJ45, 7 ft (patch)	\$35.00
78860	RJ45 to RJ45, cross over 7 ft	\$35.00
75594	RJ45 to 9-Pin female	\$65.00
Adaptors/Gender Changers		
119064	Female to female DB9 null modem adaptor	Consult
165698	Female to male DB9 gender changer	Consult
130789	Female to male DB9 null modem adaptor	Consult
Blunt End Cables		
22436	DB9F	Consult
130213	DB25M	Consult

Blunt-end cables interface to: UMC444, UMC555, UMC600, IQ700, IQ plus® 310A, IQ plus 355, IQ plus 390-DC, IQ plus 510, IQ plus 590-DC, IQ plus 710, IQ plus 800, and IQ plus 810, 520 and 920®

Custom cables are designed to interface with your specific equipment. Please specify equipment model number and connector type. Standard cable length is 5 ft (1.5 m).

Static Brushes



Part #	Staticmaster Part #	Description	Price
76669	1C200	Static brush 1 in	\$131.00
76670	1C200R	Replacement cartridge	\$85.00

Static Brushes



Part #	Staticmaster Part #	Description	Price
76671	3C500	Static brush 3 in	\$199.00
76672	3C500R	Replacement cartridge	\$134.00

Ionizing Strips



Part #	Staticmaster Part #	Description	Price
76677	1U400	Ionizing unit 1 in x 1 in	\$134.00
76678	1U200	Ionizing unit 1 in x 1 in	\$85.00
76676	2U500	Ionizing unit 1 in x 3 in	\$134.00

Ionizing Strips Accessories



Part #	Staticmaster Part #	Description	Price
76679	BF1	Ionizer positioner	\$69.00
76680	BF2	Ionizer positioner only - C bracket	\$98.00

Standard Features

- Packets
- Bagged desiccants to protect your enclosed electronic components from moisture and humidity
- Useful in junction boxes, indicators and all scale electronics



Part Number/Price

Part #	Description	Price
16038	Mini Pax® 7 g	\$1.15
16039	NatraSorb® 20 g	\$2.10
92240	Silica gel 1 unit pkg 3 g	\$1.10

Industrial Corrosion Inhibitor

Standard Features

- Special chemical combination provides superior protection
- Protects 5 cubic feet/1.4 cubic meters of enclosure volume for approximately one year
- Dimensions: (W x H) 2.5 in x 1.5 in (63.5 mm x 38.1 mm)



Part Number/Price

Part #	Description	Price
16037	Corrosion inhibitor	\$30.00

Crimper and Lead Seals

Standard Features

Crimper

- 5.0 in (127.00 mm) seal press with two 0.5 in (12.7 mm) engraving dies
- Chrome finish
- Maximum number of characters that can be engraved on die is 9
- Compound leverage
- Quick delivery on custom dies

Lead Seals

- Heavy-duty seal with galvanized steel wire
- Length 16.0 in (406.4 mm)



Part Number/Price

Part #	Description	Price
21111	Crimper and two die blanks	\$130.00
15318	Crimper die blank (replacements)	\$55.00
15317	100 seals/pkg	\$45.00

Static Control Table Mat and Floor Mat



An absolute must for every workbench, this kit includes a three-layer, 2 ft x 4 ft table mat, 4 ft x 6 ft floor mat, ground cord and adjustable wrist strap. Designed specifically for energized circuit work, the static control table and floor mat provide superior protection against ESD.

Part Number/Price

Part #	Description	Price
34265	Static control table mat and floor mat	\$825.00

Static Control Wrist Strap



The single most important personal accessory for protecting ESD-sensitive components and circuits, this wrist strap protects against charges from the body. The wrist strap consists of a comfortable elastic cuff or band and a detachable conductive cord for grounding the wrist band.

Part Number/Price

Part #	Description	Price
34263	Static control wrist strap	\$50.00

Static Shielding Bags



This static shield bag offers total ESD protection, whether you're transporting ESD-susceptible products across the room or across the country. The outer layer of the bag consists of an abrasion-resistant polyester, while the antistatic polyethylene inner layer retards triboelectric static charging from inside the bag.

Part Number/Price

Part #	Description	Price
16150	Static shielding bags, 8 in x 10 in	\$1.10 each
16151	Static shielding bags, 12 in x 18 in	\$3.25 each

Static-Safe Service Kit

Standard Features

- Eliminates static for safe board replacement
- Connects a field service technician and the static-safe work surface to the same ground point
- Harmlessly drains static charges from the body and from any conductive objects placed on the mat
- Folds into a compact unit for transport and storage



Part Number/Price

Part #	Description	Price
32818	Static-safe service kit	\$185.00

Rice Lake's Scale Technician Kits

Take Rice Lake's commitment to customer service into the field. Rice Lake's Scale Technician Kit has everything you need in one convenient backpack to troubleshoot and repair wherever you are.

PN 166205

Technician Tool Kit **\$995.00**

- Rice Lake backpack
- Simulator with vernier
- Digital volt meter
- Communication Kit



PN 166204

Communication Kit **\$125.00**

- Cinch sack
- Document Kit
- Six-in-one screwdriver
- Small RLWS screwdriver
- Test LEDs
- USB to serial converter
- DB9M to DB9F straight cable
- DB9F to blunt end cable
- DB25M to blunt end cable
- Female to female DB9 null modem adaptor
- Female to male DB9 gender changers
- Null modem adaptor
- TCP/IP patch cable
- TCP/IP crossover cable



PN 166203

Document Kit **\$10.00**

- Pinouts for a DB9 and DB25 cable shows both male and female connectors
- Pinouts and color codes for a patch and crossover Ethernet cable
- Recommended maximum cabling distances of RS-232, 20mA, 485, and Ethernet TCP/IP
- Standard ASCII chart in both decimal and hexadecimal
- Links to website to download latest version of Revolution® and iRev® (on CD)
- Link to freeware terminal program download (PUTTY, Hercules, RealTerm. etc.)
- Load cell color wire chart
- Weigh Modules and Vessel Weighing Handbook PN 43918
- Load Cell Weigh Module Handbook PN 22054



PN 118432

Small Screwdriver **\$3.00**



Indicators / Controllers

TABLE OF CONTENTS

120/120 PLUS502	SCT-1000, 1100, 2200, 3300, 10, 20, 30 AND 40549	RF TRANSCEIVERS
<i>Digital Weight Indicator</i>	<i>Signal Conditioning Transmitter/Indicator</i>	TRANSEND™571
IQ PLUS® 210504	RELAYS AND RACKS550	<i>Wireless Load Cell Interface System</i>
<i>Digital Weight Indicator</i>	GRAYHILL RELAYS AND RACKS550	SENDIT™ WIRELESS LOAD CELL INTERFACE SYSTEM574
CW-90 AND CW-90X505	INTRINSICALLY SAFE	CONNEXLINK™575
<i>Checkweigher Indicator Only</i>	EXPLOSIVE ENVIRONMENT EQUIPMENT POLICY552	<i>Wireless Radio 900 MHz Transceivers</i>
480/480 PLUS LEGEND SERIES508	HAZARDOUS AREA CLASSIFICATION553	INDUSTRIAL BROADBAND WIRELESS ETHERNET576
<i>Digital Weight Indicator</i>	EXPLOSIVE ENVIRONMENT SOLUTIONS554	VISIBLE LIGHTS AND AUDIBLE ALARMS577
482/482 PLUS LEGEND SERIES510	HAZARDOUS ATMOSPHERES (FOR REFERENCE ONLY)555	DIN RAIL TRANSIENT PROTECTOR & FUSE577
<i>Digital Weight Indicator</i>	882IS/882IS PLUS556	MANUAL PUSHBUTTONS/ PUSHBUTTON SWITCHES577
680 SYNERGY SERIES512	<i>Intrinsically Safe Digital Weight Indicator</i>	
<i>Digital Weight Indicator</i>	EL232 XPCD560	ACCESSORIES
720i® SERIES514	<i>Explosion Proof Remote Serial Display</i>	ALUMINUM KEYPADS577
<i>Programmable Weight Indicator/Controller</i>	INTRINSIC SAFETY BARRIERS562	INDUSTRIAL CONTROL PRODUCTS
820i® SERIES516	PROTOCOL CARDS	TRIPP-LITE USB TO SERIAL CONVERTERS578
<i>Programmable Weight Indicator/Controller</i>	PROFIBUS® DP INTERFACE564	<i>Serial Adapters</i>
880/880 PLUS PERFORMANCE™ SERIES518	<i>720i®/820i®/920i®</i>	AMPHENOL® RJF 544579
<i>Digital Weight Indicator/Controller</i>	PROFINET® IO INTERFACE564	<i>Harsh Environment Ethernet Connection System</i>
920i® SERIES521	<i>920i®</i>	ABLECABLE®580
<i>Programmable Weight Indicator/Controller</i>	REMOTE I/O INTERFACE565	<i>RS 232/USB Serial Smart Cable Direct, Keyboard Input Direct</i>
1280 ENTERPRISE™ SERIES526	<i>720i®/820i®/920i®</i>	GO-BETWEEN581
<i>Programmable Color Touchscreen Weight Indicator/Controller</i>	DEVICENET™ INTERFACE565	<i>Data Capture and Storage</i>
920i® USER PROGRAMS531	<i>720i®/820i®/920i®</i>	
920i® FLEXWEIGH SYSTEMS532	CONTROLNET™ INTERFACE566	
<i>Fillers/Batchers</i>	<i>820i®/920i®</i>	
920i® FLEXWEIGH SYSTEMS534	ETHERNET/IP® INTERFACE566	
<i>Bulkweighers</i>	<i>720i®/820i®/920i®</i>	
920i® FLEXWEIGH SYSTEMS535	ETHERNET TCP/IP INTERFACE567	
<i>Flow Rate Controllers</i>	<i>720i®/820i®/920i®</i>	
920i® FLEXWEIGH SYSTEMS535	PROFIBUS® DP INTERFACE568	
<i>Hand Batching</i>	<i>880/1280</i>	
MSI-8000537	PROFINET® INTERFACE568	
<i>RF Remote Display</i>	<i>880/1280</i>	
MSI-8000HD538	DEVICENET™ INTERFACE569	
<i>Digital Weight Indicator</i>	<i>880/1280</i>	
MSI-8004HD540	MODBUS-TCP® INTERFACE569	
<i>Indicator/RF LED Remote Display</i>	<i>880/1280</i>	
MSI-9850 CELLSCALE™ RF DIGITAL INDICATOR542	ETHERNET/IP® INTERFACE570	
VIRTUI2®544	<i>880/1280</i>	
<i>PC-Based HMI for iQUBE®</i>	ETHERCAT INTERFACE570	
SCT-1100 AND SCT-2200545	<i>880/1280</i>	
<i>Signal Conditioning Transmitter/Indicator</i>		
SCT-3300546		
<i>Signal Conditioning Transmitter/Indicator</i>		
SCT-10 AND SCT-20547		
<i>Signal Conditioning Transmitter/Indicator</i>		
SCT-30 AND SCT-40548		
<i>Signal Conditioning Transmitter/Indicator</i>		

ESPAÑOL | Visite ricelake.com/spanish para ver todos los materiales Rice Lake que están disponibles en español.

Product names, logos, brands and other trademarks featured or referred to within this publication are the property of their respective trademark holders.

120/120 Plus

Digital Weight Indicator



Standard Features

120

- LED display, 0.8in (20.3mm) six-digit, seven-segment
- Configurable analog to digital measurement rate
- Power for four 350ohm load cells
- Primary/secondary units configuration: lb, kg, ounces, grams
- Five-button operation
- Two independent communication ports: (1) full duplex, (1) unidirectional or active 20mA current loop
- Standardized EDP command sets
- Programmable ticket format up to two 180-character printout
- Full front-panel digital calibration and configuration
- Tilt stand
- Three-stage digital filtering
- Consecutive transaction numbering
- Time and date (volatile)

120 Plus

- LCD display, 0.8in (20.3mm) six-digit, seven-segment
- Internal rechargeable lithium battery and wall adapter
- Power save feature for 700 hours of battery life
- Ten stored tare values
- Display hold (based on three second average)
- Time and date
- Configurable with Revolution® software

Approvals



Measurement
Canada
Approved



Available on 120 Plus

Specifications

Power:

120/120 Plus:

Line voltages: 115 or 230 VAC
Frequency: 50 or 60 Hz

120 Plus: (estimated battery life)

60 hours with 1 x 350Ω, 40 hours with 4 x 350Ω
Charge time eight hours

Excitation Voltage:

5 VDC, 4 x 350Ω or 8 x 700Ω load cells

Analog Signal Input Range:

-0.6 mV/V - 3.0 mV/V

Analog Signal Sensitivity:

0.3 μV/graduation minimum,
1.5 μV/grad recommended

A/D Sample Rate:

120: 3 to 30 Hz, software selectable

120 Plus: 30 Hz

Resolution:

Internal: 1 million internal graduations
Display: 10,000 displayed graduations

System Linearity / PI Rating:

Within 0.01% of full scale

Circuit Protection:

RFI, EMI, ESD protected

Load Cell Connection:

Cord grip entry
Detachable plug (optional)

Serial Output:

EDP port: Full duplex RS-232
Printer port: Output-only RS-232 or active 20mA current loop
Both ports: 9600, 4800, 2400, 1200, 600, 300bps;
Seven or eight data bits; even, odd or no parity

Status Annunciators:

120/120 Plus: Center of zero, stand still, gross, net,
lb, kg, oz, g

120 Plus: Battery, setpoint 1 and 2, Hold

Display:

120: 0.8 in (20 mm), six-digit red light emitting diode (LED) display, seven-segment digits

120 Plus: 0.8 in (20 mm) six-digit LCD with back-light, seven-segment digits

Keys/Buttons:

120: Five-key flat membrane panel, tactile feel

120 Plus: Zero, tare, preset tare, hold, gross/net, units, numeric 0-9, clear, enter/print

(Optional) Digital I/O:

120 Plus: Requires option card
24 volt source
Three digital inputs
Two digital outputs

Temperature Range:

Certified: 14°F to 104°F (-10°C to 40°C)

Operating: 14°F to 122°F (-10°C to 50°C)

Rating/Material:

Enclosure: heavy gauge ABS

Weight:

2.6 lb (1.2 kg)

Warranty:

One-year limited warranty

Approvals:

NTEP CC 03-059, Class III/IIIL 10,000d

Measurement Canada AM-5517, Class III/IIHD 10,000d

EU Test Certificate TC7028 (120) Class III, 10,000d

EU Test Certificate TC7626 (120 Plus) Class III, 10,000d

CE marked

120/120 Plus

Digital Weight Indicator

Part Number/Price

Part #	Description	Est. Weight	Price
120			
131923**	Desktop 115 VAC/230 VAC	3 lb	\$335.00
120 Plus			
103632**	Desktop 115/230 VAC	3 lb	\$460.00
107619**	Desktop 115/230 VAC with digital I/O option	3 lb	\$520.00

**Both plugs included with power adapter



US Plug



Euro Plug

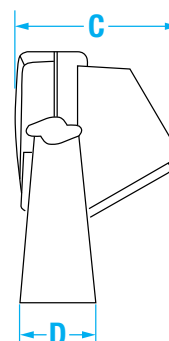
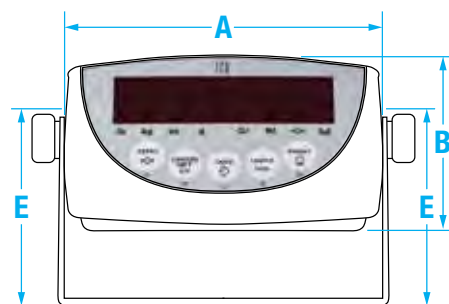
Options/Accessories

Part #	Description	Price
93205	Load cell connector with 6 m length pigtail (requires 103507)	\$46.00
82505	Six-pin socket external load cell connector (requires 103507)	\$11.00
103507	External load cell plug replaces cord grip (requires 82505 or cable 93205)	\$32.00
107620	Digital I/O card for 120 Plus	\$67.00
105670	15-Pin connector for 120 Plus	\$11.00
106705	15-Pin Interface cable for 120 Plus, 2 m length	\$32.00
76699	Additional operating manual for 120	\$31.00
105914	Additional operating manual for 120 Plus	\$26.00
77925*	Revolution® scale software	\$35.00
Primary Component Parts for 120		
131924	Board assembly for use with internal LC connector	\$250.00
78610	Overlay membrane switch	\$55.00
131925**	Power supply, 115 VAC/230 VAC	\$40.00
64794	Cable, null modem DB9F to DB9M	\$65.00
Primary Component Parts for 120 Plus		
103634	CPU/Display board assembly	\$355.00
103635	Overlay membrane switch	\$55.00
103636**	Power supply, 115 VAC/230 VAC	\$40.00
103637	Rechargeable battery	\$80.00

*Revolution can be downloaded for free at www.ricelake.com

To have your option factory installed, please specify when placing your order.

Dimensions					
A	7.32 in (186 mm)	C	3.74 in (95 mm)	E	4.76 in (121 mm)
B	6.06 in (154 mm)	D	1.65 in (42 mm)		



IQ Plus® 210

Digital Weight Indicator

**Standard Features**

- Piezo switch technology with stainless steel buttons (zero and units)
- LED display, 0.8 in, 6-digit, 7-segment
- NEMA Type 4X stainless steel enclosure
- Status annunciators: lb, kg, oz, g, negative, motion, center of zero
- Displays units in decimals lb, kg, oz, lb and oz and grams
- 1 full duplex RS-232 port
- 2 digital inputs for remote zero, print and units
- PreVent™ breather vent
- Configurable with Revolution® software

Approvals**Part Number/Price**

Part #	Description	Est. Weight	Price
65137	IQ Plus 210, 115 VAC	10 lb	\$595.00
65138	IQ Plus 210, 230 VAC	10 lb	\$565.00

Options/Accessories

Part #	Description	Price
64640	Additional operating manual	\$31.00

To have your option factory installed, please specify when placing your order.

Dimensions			
A	9.50 in (241 mm)	E	6.00 in (152 mm)
B	10.03 in (254 mm)	F	8.58 in (217 mm)
C	11.67 in (296 mm)	G	3.75 in (95 mm)
D	2.69 in (68 mm)		

Specifications**Power:**

Line voltages: 115 VAC or 230 VAC
Frequency: 50-60 Hz

Excitation Voltage:

10 VDC 4 x 350Ω load cells

Analog Signal Input Range:

0.6 mV/V – 4.5 mV/V

Analog Signal Sensitivity:

0.3 μV/graduation minimum,
1.5 μV/grad recommended

A/D Sample Rate:

15 Hz

Resolution:

Display: 10,000d maximum

Digital Inputs:

Two inputs, TTL or switch closure, active-low

Communication Ports:

Full duplex RS-232, 9600, 4800, 2400, 1200bps;
Seven or eight data bits, even, off, or no parity

Display:

Six-digit light emitting diode (LED) display
Seven-segment, 0.8 in (20 mm) digits

Temperature Range:

Operating: 14°F to 104°F (-10°C to 40°C)
Storage: 14°F to 122°F (-10°C to 50°C)

Enclosure Dimensions:

9.5 in x 6.0 in x 2.75 in (241 mm x 152 mm x 70 mm)

Rating/Material:

NEMA Type 4X/IP66, stainless steel

Weight:

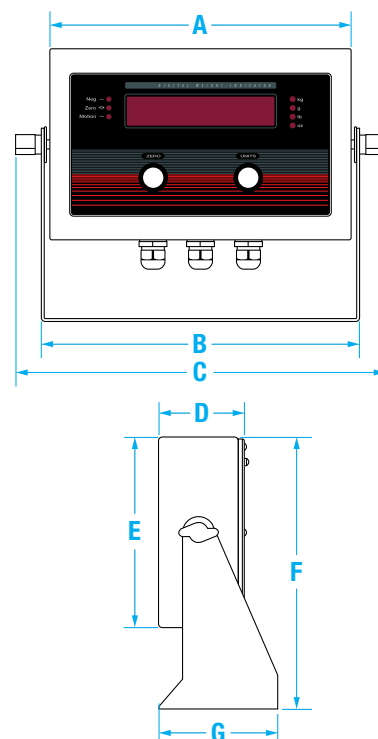
10 lb (4.5 kg)

Warranty:

Two-year limited warranty

Approvals:

NTEP CC 00-045, Class III/IIL 10,000d
UL/cUL Listed



CW-90 and CW-90X

Checkweigher Indicator Only

Specifications

Power - AC:

Line voltages: 115-230 VAC
Frequency: 50-60 Hz

Power Consumption:

1.5 A at 115 VAC (8 W)
0.75 A at 230 VAC (8 W)

Excitation Voltage:

+5 VDC 8 x 350Ω or 16 x 700Ω load cells

Analog Signal Input Range:

-0.5 mV/V - 4.5 mV/V

Analog Signal Sensitivity:

0.3 uV/graduation minimum, 1.5 uV/graduation recommended

A/D Sample Rate:

7.5 to 960 Hz software selectable

Resolution:

Display: 100,000 graduations maximum

System Linearity:

± 0.01% full scale

Digital I/O:

Four channels on CPU board

Circuit Protection:

RFI, EMI, ESD protection

Status Annunciators:

Designators for percent, kg, gm, lb, oz, center of zero, G/B, N, T, PT, neg, motion

Display:

Large 0.8 in 14-segment, six-digit high-intensity red LED display

Keys/Buttons:

CW-90: Membrane keypad, 23 keys with international symbols

CW-90X: Piezo keypad, 11 keys with international symbols

Temperature Range

Certified: 14°F to 104°F (-10°C to 40°C)

Rating/Material:

CW-90: IP66, stainless steel

CW-90X: IP69K, stainless steel

Warranty:

CW-90: Two-year limited warranty

CW-90X: Three-year limited warranty

Approvals:

CW-90: NTEP CC 08-092, **CW-90X:** NTEP CC 08-092, Class III/IIIL 10,000d
Measurement Canada AM-5710
OIML R76/2006-GBI-10.02
EU Test Certificate GB-1385
UL/cUL Listed
CE marked



CW-90 Standard Features

- PreVent™ breather vent
- Storage for up to 50 IDs
- Unit of measure: kg, gm, lb, oz, lb/oz
- LED display, 0.8 in, six-digit, 14-segment
- Two full duplex serial ports
- Configurable print formats
- Audit trail tracking
- Optional communications: Ethernet, USB or fiber optic
- Four configurable digital I/O
- Reflash memory to upgrade firmware
- Auto print capability
- Membrane keypad consisting of zero, units, print, tare, over, under, ID, target, 0-9, clear, decimal, enter, menu, power
- 304 stainless steel, IP66 rated
- Battery backed time and date

CW-90X Standard Features

- PreVent™ breather vent
- Storage for up to 50 IDs
- Unit of measure: kg, gm, lb, oz, lb/oz
- LED display, 0.8 in, six-digit, 14-segment
- Two full duplex serial ports
- Configurable print formats
- Audit trail tracking
- Optional communications: Ethernet, USB or fiber optic
- Four configurable digital I/O
- Reflash memory to upgrade firmware
- Auto print capability
- Piezo keypad consisting of zero, units, print, tare, over, under, ID, target, enter, menu, power
- 304 stainless steel, IP69 K rated
- Battery backed time and date

Approvals



Measurement
Canada
Approved



CW-90 and CW-90X

Checkweigher Indicator Only

CW-90 Part Number/Price

Part #	Description	Est. Weight	Price
105970†	CW-90, 115 VAC	7 lb	\$775.00
105971††	CW-90, 230 VAC, CE marked/OIML approved	7 lb	\$775.00
118888†	CW-90, 230 VAC	7 lb	\$775.00
171247†††	CW-90, 230 VAC	7 lb	\$775.00

CW-90X Part Number/Price

Part #	Description	Est. Weight	Price
105972†	CW-90X, 115 VAC	7 lb	\$820.00
105973††	CW-90X, 230 VAC, CE marked/OIML approved	7 lb	\$820.00
118889†	CW-90X, 230 VAC	7 lb	\$820.00
171248†††	CW-90X, 230 VAC	7 lb	\$820.00



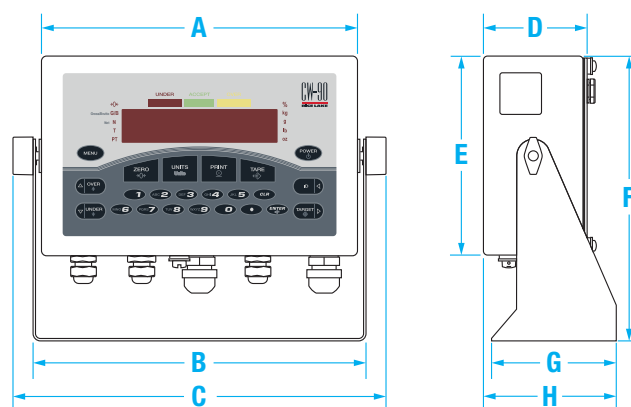
† US plug (NA) - Type B



†† Euro Plug - Type E



††† IEC Type I plug




Dimensions

A	9.5 in (241 mm)	D	3.12 in (79 mm)	G	3.75 in (95 mm)
B	10.02 in (255 mm)	E	6.00 in (152 mm)	H	4.00 in (102 mm)
C	11.24 in (285 mm)	F	8.57 in (218 mm)		

CW-90 and CW90X Options/Accessories

Part #	Description	Price
200578	Ethernet TCP/IP	\$400.00
108671	Wireless LAN card Wi-Fi 802.11 A/B	\$570.00
200577	USB Port (PC connection only) cable included	\$175.00
95357	USB cable, Type A to mini-B, 1 m	\$10.00
171968	Firmware download cable	\$35.00
96736	Fiber optic board	\$250.00
78026	Fiber optic, duplex cable 100 ft	\$140.00
80892	Fiber optic cutter	\$9.00
117358	WeighVault™ (requires part number 77142 or 108671)	\$250.00

To have your option factory installed, please specify when placing your order.



480/480 Plus Legend Series

Digital Weight Indicator



Standard Features

- LED display, 0.8 in (20 mm), six-digit, seven-segment
- Time and date, battery backed
- Local/remote operation
- Numeric keypad (480/482 Plus)
- Keyed entries for setpoint values (480/482 Plus)
- Two independent serial ports, RS-232 and 20 mA
- NEMA Type 4X/IP66 stainless steel washdown enclosure
- Programmable ticket formats for gross, net, accumulator and setpoints
- Five continuous stream formats
- Adapter filter or rolling average filter
- Operator functions through menu for audit trail, preset tare, unit ID, accumulator, time and date, setpoints, communications and print formats
- Eight setpoints, sequenced batch engine
- Configurable with Revolution® software

Approvals



Measurement
Canada
Approved



Specifications

Power:

Line voltages: 100-240 VAC
Frequency: 50-60 Hz
DC voltages: n/a
Power consumption: 8 W

Excitation Voltage:

5 VDC, 8 x 350Ω or 16 x 700Ω load cells

Analog Signal Input Range:

±7mV/V

Analog Signal Sensitivity:

0.1 μV/graduation minimum,
0.5 μV/graduation recommended

A/D Sample Rate:

5, 10, 20, 40 Hz, software selectable

Resolution:

Internal: 523,000 counts
Display: 100,000 graduations

System Linearity / PI Rating:

Within 0.01% of full scale

Digital I/O:

Optional 2 or 4 inputs
4 or 8 dry-contact relays

Communication Ports:

Com 1: RS-232 full duplex
Com 2: RS-232 full duplex or 20 mA simplex, continuous
Both ports 1200, 2400, 4800, 9600, 19200, 38400 baud seven or eight data bits, even, odd or no parity

(Optional) Analog Output:

16-bit resolution, voltage output 0-10 VDC, current output 0-20 mA / 4-20 mA

(Optional) Relay Board:

Two opto-isolated, 5 to 24 VDC, active high inputs.
Two inputs (requires relay output option). Primary keys, pseudo functions, batching functions.
(4) 30 VDC, 2 amp dry-contact relays

(Optional) Ethernet and USB Board:

USB five-pin header for PC, printer or flash drive.
Ethernet TCP/IP, RJ45 jack, server and client ports.

Display:

480/480 Plus: LED display
0.8 in (20 mm), six-digit, seven-segment
482/482 Plus: LCD backlit display, Transmissive/Transflective
0.8 in (20 mm), six-digit, seven-segment

Status Annunciators:

Gross, net, center of zero, standstill, lb, kg, tare, preset tare

Keys/Buttons:

Flat membrane panel, embossed keys, tactile feel

Temperature Range:

Certified: 14°F to 104°F (-10°C to 40°C)
Operating: 14°F to 122°F (-10°C to 50°C)

Weight:

6.4 lb (2.9 kg)

Rating/Material:

Enclosure: NEMA Type 4X/IP66, heavy-gauge stainless steel

Warranty:

Two-year limited warranty

EMC Immunity:

EN 50082 Part 2 IEC EN 61000-4-2, 3, 4, 5, 6, 8, and 11

Approvals:

NTEP CC 12-123, Class III/IIIL, 10 000d
Measurement Canada AM-5892, Class III/IIILD, 10,000d
OIML R76/2006-NL1-12.48
EU Test Certificate TC8322
CE Marked
UL/cUL Listed

480/480 Plus Legend Series

Digital Weight Indicator

Part Number/Price: 480

Part #	Description	Est. Weight	Price
480 115 VAC †			
126564 †	480 LED	8 lb	\$650.00
130338 †	480 LED with analog output	8 lb	\$988.00
130340 †	480 LED with relay output	8 lb	\$832.00
164594 †	480 LED with USB/Ethernet	8 lb	\$988.00
480 90-264 VAC ††			
126565 ††	480 LED	8 lb	\$650.00
130339 ††	480 LED with analog output	8 lb	\$988.00
130341 ††	480 LED with relay output	8 lb	\$832.00
164595 ††	480 LED with USB/Ethernet	8 lb	\$988.00

Part Number/Price: 480 Plus

Part #	Description	Est. Weight	Price
480 Plus 115 VAC †			
164588 †	480 Plus LED	8 lb	\$650.00
164589 †	480 Plus LED with analog output	8 lb	\$988.00
164590 †	480 Plus LED with relay output	8 lb	\$832.00
164596 †	480 Plus LED with USB/Ethernet	8 lb	\$988.00
480 Plus 90-264 VAC ††			
164591 ††	480 Plus LED	8 lb	\$650.00
164592 ††	480 Plus LED with analog output	8 lb	\$988.00
164593 ††	480 Plus LED with relay output	8 lb	\$832.00
164597 ††	480 Plus LED with USB/Ethernet	8 lb	\$988.00



† US plug (NA) - Type B



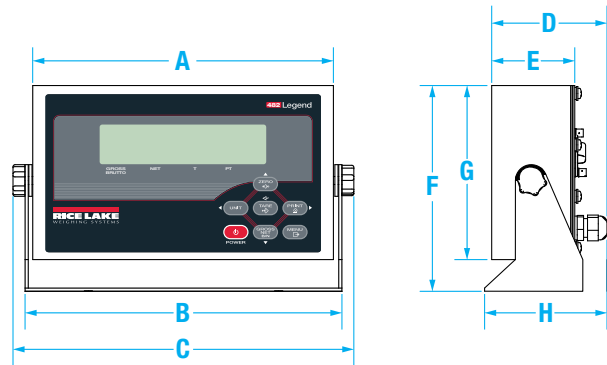
†† Euro Plug - Type E

Options/Accessories

Part #	Description	Price
131340	Mounting bracket for option boards	\$26.00
131341	Analog output, 0-10 VDC, 4-20 mA (requires 131340)	\$312.00
131342	Relay board, two digital inputs, four dry contact outputs (requires 131340)	\$156.00
164600	USB and Ethernet TCP/IP (requires 131340)	\$312.00
164604	Ethernet cable with cord grip, 6 ft	\$52.00
164602	Drive USB cable with cord grip, type A female, 6 in	\$52.00
167707	Host PC USB cable with cord grip, type A male, 6 ft	\$52.00
167708	Printer USB cable with cord grip, type B male, 6 ft	\$52.00
165379	Flash update cable	\$52.00
164650	Battery kit, rechargeable lithium ion	\$208.00
151100	A/D sealing kit, used with audit trail tracking	\$32.00
151099	Panel mount bezel (not NEMA Type rated)	\$156.00
83564	Clear protective overlay (package of five)	\$68.00
77925*	Revolution® scale software, CD	\$35.00
119201	Installation manual	\$25.00
Primary Replacement Components		
131345	Overlay, 480 six-key, red window	\$58.00
159612	Overlay, 480 Plus with numeric keys, red window	\$58.00
131346	Display board, LED	\$135.00
131316	Power supply, 85-265 VAC	\$54.00
131318	CPU board	\$244.00
131319	A/D board	\$187.00

* Revolution can be downloaded for free at www.ricelake.com

To have your option factory installed, please specify when placing your order.



Dimensions

A	9.50 in (241 mm)	D	3.65 in (92 mm)	G	6.00 in (152 mm)
B	10.00 in (254 mm)	E	2.75 in (70 mm)	H	3.75 in (95 mm)
C	11.00 in (279 mm)	F	7.00 in (178 mm)		

482/482 Plus Legend Series

Digital Weight Indicator



Standard Features

- LED display, 0.8 in (20 mm), six-digit, seven-segment
- Time and date, battery backed
- Local/remote operation
- Numeric keypad (480/482 Plus)
- Keyed entries for setpoint values (480/482 Plus)
- Two independent serial ports, RS-232 and 20 mA
- NEMA Type 4X/IP66 stainless steel washdown enclosure
- Programmable ticket formats for gross, net, accumulator and setpoints
- Five continuous stream formats
- Adapter filter or rolling average filter
- Operator functions through menu for audit trail, preset tare, unit ID, accumulator, time and date, setpoints, communications and print formats
- Eight setpoints, sequenced batch engine
- Configurable with Revolution® software

Approvals



Measurement
Canada
Approved



Specifications

Power:

Line voltages: 100-240 VAC
Frequency: 50-60 Hz
DC voltages: n/a
Power consumption: 8 W

Excitation Voltage:

5 VDC, 8 x 350Ω or 16 x 700Ω load cells

Analog Signal Input Range:

±7mV/V

Analog Signal Sensitivity:

0.1 μV/graduation minimum,
0.5 μV/graduation recommended

A/D Sample Rate:

5, 10, 20, 40 Hz, software selectable

Resolution:

Internal: 523,000 counts
Display: 100,000 graduations

System Linearity / PI Rating:

Within 0.01% of full scale

Digital I/O:

Optional 2 or 4 inputs
4 or 8 dry-contact relays

Communication Ports:

Com 1: RS-232 full duplex
Com 2: RS-232 full duplex or 20 mA simplex, continuous
Both ports 1200, 2400, 4800, 9600, 19200, 38400 baud seven or eight data bits, even, odd or no parity

(Optional) Analog Output:

16-bit resolution, voltage output 0-10 VDC, current output 0-20 mA / 4-20 mA

(Optional) Relay Board:

Two opto-isolated, 5 to 24 VDC, active high inputs. Two inputs (requires relay output option). Primary keys, pseudo functions, batching functions.
(4) 30 VDC, 2 amp dry-contact relays

(Optional) Ethernet and USB Board:

USB five-pin header for PC, printer or flash drive. Ethernet TCP/IP, RJ45 jack, server and client ports.

Display:

480/480 Plus: LED display
0.8 in (20 mm), six-digit, seven-segment
482/482 Plus: LCD backlit display, Transmissive/Transflective
0.8 in (20 mm), six-digit, seven-segment

Status Annunciators:

Gross, net, center of zero, standstill, lb, kg, tare, preset tare

Keys/Buttons:

Flat membrane panel, embossed keys, tactile feel

Temperature Range:

Certified: 14°F to 104°F (-10°C to 40°C)
Operating: 14°F to 122°F (-10°C to 50°C)

Weight:

6.4 lb (2.9 kg)

Rating/Material:

Enclosure: NEMA Type 4X/IP66, heavy-gauge stainless steel

Warranty:

Two-year limited warranty

EMC Immunity:

EN 50082 Part 2 IEC EN 61000-4-2, 3, 4, 5, 6, 8, and 11

Approvals:

NTEP CC 12-123, Class III/IIIL, 10 000d
Measurement Canada AM-5892, Class III/IIILD, 10,000d
OIML R76/2006-NL1-12.48
EU Test Certificate TC8322
CE Marked
UL/cUL Listed

482/482 Plus Legend Series

Digital Weight Indicator

Part Number/Price: 482

Part #	Description	Est. Weight	Price
482 115 VAC †			
164581 †	482 LCD	8 lb	\$754.00
164582 †	482 LCD with internal battery	8 lb	\$962.00
482 90-264 VAC ††			
164672 ††	482 LCD	8 lb	\$754.00
164583 ††	482 LCD with internal battery	8 lb	\$962.00

Part Number/Price: 482 Plus

Part #	Description	Est. Weight	Price
482 Plus 115 VAC †			
164584 †	482 Plus LCD	8 lb	\$754.00
164585 †	482 Plus LCD with internal battery	8 lb	\$962.00
482 Plus 90-264 VAC ††			
164673 ††	482 Plus LCD	8 lb	\$754.00
164586 ††	482 Plus LCD with internal battery	8 lb	\$962.00



† US plug (NA) - Type B



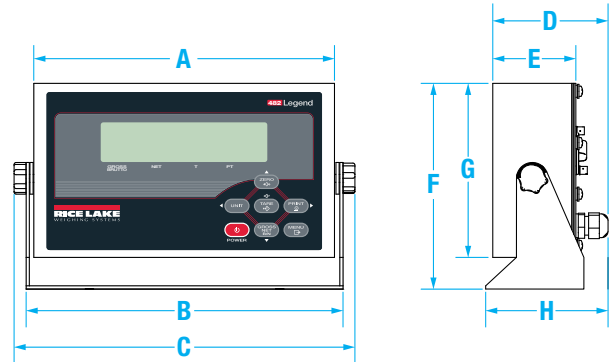
†† Euro Plug - Type E

Options/Accessories

Part #	Description	Price
131340	Mounting bracket for option boards	\$26.00
131341	Analog output, 0-10 VDC, 4-20 mA (requires 131340)	\$312.00
131342	Relay board, two digital inputs, four dry contact outputs (requires 131340)	\$156.00
164600	USB and Ethernet TCP/IP (requires 131340)	\$312.00
164604	Ethernet cable with cord grip, 6 ft	\$52.00
164602	USB cable with cord grip, type A female, 6 in	\$52.00
167707	USB cable with cord grip, type A male, 6 ft	\$52.00
167708	USB cable with cord grip, type B male, 6 ft	\$52.00
165379	Flash update cable	\$52.00
164650	Battery kit, rechargeable lithium ion	\$208.00
151100	A/D sealing kit, used with audit trail tracking	\$32.00
151099	Panel mount bezel (not NEMA Type rated)	\$156.00
83564	Clear protective overlay (package of five)	\$68.00
77925*	Revolution® scale software, CD	\$35.00
165124	Installation manual	\$25.00
Primary Replacement Components		
161048	Overlay, 482 6-key, green window	\$57.00
161049	Overlay, 482 Plus with numeric keys, green window	\$57.00
153776	Display board, LCD	\$130.00
131316	Power supply, 85-265 VAC	\$54.00
131318	CPU board	\$244.00
131319	A/D board	\$187.00

* Revolution can be downloaded for free at www.ricelake.com

To have your option factory installed, please specify when placing your order.



Dimensions

A	9.50 in (241 mm)	D	3.65 in (92 mm)	G	6.00 in (152 mm)
B	10.00 in (254 mm)	E	2.75 in (70 mm)	H	3.75 in (95 mm)
C	11.00 in (279 mm)	F	7.00 in (178 mm)		

NEW 680 Synergy Series

Digital Weight Indicator

Replacement for
IQ355/420 Plus



Standard Features

- Bright seven-digit, seven-segment LED display
- Battery backed time and date
- Full numeric keypad
- Three serial ports: two RS-232, one full duplex RS-485
- Numeric keyed entry allowed for tare and setpoint entry
- Formattable tickets
- Ethernet TCP/IP
- USB device
- Stainless steel IP69K enclosure
- Four onboard configurable digital I/O points, TTL logic

Options

- Analog output: 16-bit resolution, 0-10VDC, 0-20 mA, 4-20 mA

Approvals



Measurement
Canada
Approved



Specifications

Power:

Line voltages: 100-240 VAC
Frequency: 50-60 Hz

Power consumption:

~2W (AC) with one 350 ohm load cell, 15W max

Excitation Voltage:

10 VDC (± 5 VDC), 8 x 350 Ω or 16 x 700 Ω load cells

Analog Output (optional):

Type: Voltage or current output, 16-bit resolution

Voltage Output:

0-5 VDC, 0-10 VDC, ± 5 VDC, ± 10 VDC

Voltage Load Resistance:

1 K Ω minimum

Current Output:

0-20 mA, 0-24 mA, 4-20 mA

Current Loop Resistance:

1,000 Ω maximum

Analog Signal Input Range:

-0.5 mV/V to +7 mV/V

Analog Signal Sensitivity:

1 μ V/graduation recommended

A/D Sample Rate:

6.25-120 Hz, software selectable

Resolution:

Internal: 8,000,000 counts
Display: 1,000,000

System Linearity / PI Rating:

Within 0.01% full scale

Digital I/O:

Four configurable I/O - 5V logic

Communication Ports:

Two RS-232 full duplex
RS-485 full duplex
USB (device)
Ethernet (10/100)

Status Annunciators:

Eight LED annunciators

Display:

Seven 0.8 in tall, seven-segment digits

Keys/Buttons:

Flat membrane panel, tactile feel
(18 buttons plus ON/OFF)

Temperature Range

Legal: 14°F to 104°F (-10°C to 40°C)
Industrial: 14°F to 122°F (-10°C to 50°C)

Weight:

6.25 lb (3 kg)

Rating/Material:

Rating: IP69K
Material: AISI 304 Stainless Steel

Warranty:

Two-year limited warranty

EMC Immunity:

10 V/m

Approvals:

NTEP CC 12-123, Class III/IIIL, 10,000d
Measurement Canada AM-5892,
Class III/IIILD, 10,000d
OIML R76/2006-A-NL1-19.56
UL/cUL Listed
CE Marked

NEW 680 Synergy Series Digital Weight Indicator

Part Number/Price

Part #	Description	Est. Weight	Price
193152 †	680 Plus indicator, LED display, 115-230VAC, US power cord	7 lb	\$795.00
193153 ††	680 Plus indicator, LED display, 115-230VAC, EU power cord	7 lb	\$795.00
196326 †††	680 Plus indicator, LED display, 115-230VAC, UK power cord	7 lb	\$795.00
196327 ††††	680 Plus indicator, LED display, 115-230VAC, AUS power cord	7 lb	\$795.00
With Analog Output Card			
195176 †	680 Plus indicator, LED display, 115-230VAC with analog output card, US power cord	7 lb	\$1,095.00
195177 ††	680 Plus indicator, LED display, 115-230VAC with analog output card, EU power cord	7 lb	\$1,095.00
196539 †††	680 Plus indicator, LED display, 115-230VAC with analog output card, UK power cord	7 lb	\$1,095.00
196538 ††††	680 Plus indicator, LED display, 115-230VAC with analog output card, AUS power cord	7 lb	\$1,095.00



† US plug (NA) - Type B



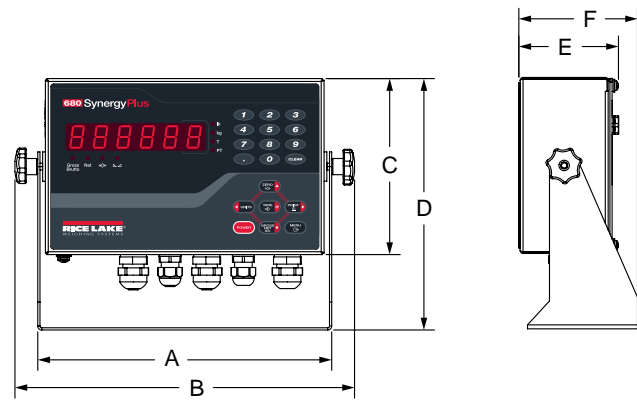
†† Euro Plug - Type E



††† BS1363 (UK) - Type G



†††† AS 3112 (Australian) - Type I



Dimensions			
A	10.02 in (254.5 mm)	D	8.57 in (217.6 mm)
B	11.58 in (294.1 mm)	E	3.40 in (86.3 mm)
C	6.00 in (152.4 mm)	E	4.05 in (26.67 mm)

Options/Accessories

Part #	Description	Price
195084	Analog output option card	\$325.00

To have your option factory installed, please specify when placing your order.

720i™ Series

Programmable Weight Indicator/Controller



Universal

Standard Features

- LCD display size: panel mount (3.8 in x 1.2 in), universal (5.3 in x 1.5 in)
- Four softkeys
- Truck in/out, 1,000-ID memory (PCE software version)
- 32 setpoints, 26 configurable types (batch software version)
- Process control engine ProAction PCE define conditions and actions
- Data storage onboard, ProAction DBE user-defined
- Eight digital I/O (expandable)
- One option slot for pluggable options
- 20 auxiliary print formats
- Time & date
- Audit trail tracking and alibi storage
- Peak hold
- Rate of change
- Accumulator
- Multi-range/interval
- Local/remote
- Two full duplex serial ports
- One PS/2 keyboard port
- Header for fiber optic, Ethernet or USB
- Configurable with Revolution® software

Approvals



Measurement
Canada
Approved



Specifications

Power:

Line voltages: 100–240 VAC
Frequency: 50–60 Hz
DC voltages: 12–24 VDC
Power consumption: 25 W

Excitation Voltage:

10 VDC, 16 x 350Ω or 32 x 700Ω load cells

Analog Signal Input Range:

-10 mV to +45 mV

Analog Signal Sensitivity:

0.3 μV/graduation minimum at 7.5 Hz
1.0 μV/graduation recommended

A/D Sample Rate:

7.5 to 960 Hz, software selectable

Resolution:

Internal: 8 million counts/8,000,000 23 bit
Display: 1,000,000

System Linearity / PI Rating:

±0.01% full scale

Digital I/O:

Eight channels on CPU board;
optional 24-channel I/O

Communication Ports:

Two ports on CPU board support up to 115,200 bps
Port 2: Full duplex RS-232 with handshaking
Port 4: Full duplex RS-232, simplex 20mA
Optional dual-channel serial expansion boards
Channel A: RS-232, RS-485, 20 mA
Channel B: RS-232, 20 mA

Display:

Panel Mount: 3.8 in x 1.2 in (96 mm x 30 mm)
Universal: 5.3 in x 1.5 in (133 mm x 39 mm)
240 x 64 pixel, Transflective LCD with adjustable contrast

Keys/Buttons:

Ten-key (panel mount) membrane panel
22-key (universal) membrane panel tactile feel
Optional keyboard connection supported

Temperature Range:

Certified: 14°F to 104°F (-10°C to 40°C)
Operating: 14°F to 122°F (-10°C to 50°C)

Weight:

Universal enclosure: 9.5 lb (4.3 kg)
Panel Mount enclosure: 8.5 lb (3.9 kg)

Rating/Material:

NEMA Type 4X/IP66, stainless steel

Warranty:

Two-year limited warranty

EMC Immunity:

EN 50082 Part 2 IEC EN 61000-4-2, 3, 4, 5, 6, 8, and 11

Approvals:

NTEP CC 08-022, Class III/IIL 10,000d
Measurement Canada AM-5677C
Class III/IILHD 10,000d
CE Marked
UL/cUL Listed (universal)
UL/cUL Recognized (panel mount)



Panel Mount



CPU Enclosure

720i™ Series

Programmable Weight Indicator/Controller

Part Number/Price

Part #	Description	Est. Weight	Price
PCE Software			
101230 †	720i Universal, 115 VAC	12 lb	\$1,325.00
103459 ††	720i Universal, 115–230 VAC, CE	12 lb	\$1,325.00
107708 *	720i Universal, 12–24 VDC	12 lb	\$1,425.00
101229 **	720i Panel Mount, 115–230 VAC	12 lb	\$1,325.00
119116 **	720i Panel Mount, 115–230 VAC, CE	12 lb	\$1,325.00
107710 *	720i Panel Mount, 12–24 VDC	12 lb	\$1,425.00
Batch Software			
115447 †	720i Universal, 115 VAC	12 lb	\$1,325.00
115448 ††	720i Universal, 115–230 VAC, CE	12 lb	\$1,325.00
115449 **	720i Panel Mount, 115–230 VAC	12 lb	\$1,325.00

*DC/DC converter installed option, not UL approved

**Power cord sold separately



† US plug (NA) - Type B

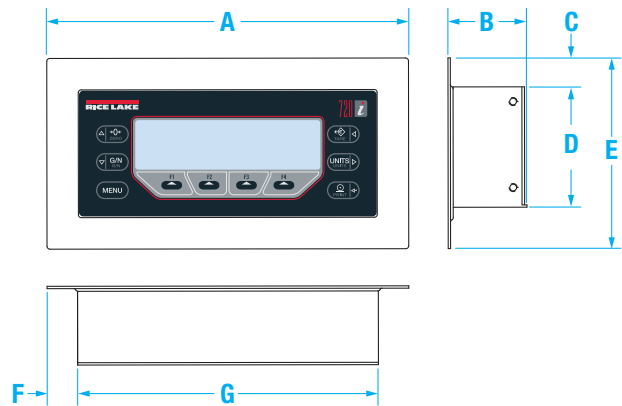


†† Euro Plug - Type E

Options/Accessories

Part #	Description	Price
Option Cards		
67601	Digital I/O, 24-channel	\$285.00
67602	Analog output: selectable 0-10 V, 0-20 mA	\$310.00
67604	Serial, dual channel	\$335.00
93245	USB Port (PC connection only-replaces serial port 2)	\$175.00
Network Cards		
77142	Ethernet TCP/IP Port (replaces serial port 2)	\$400.00
71986	Ethernet TCP/IP module (installed in option slot)	\$400.00
108671	Wireless LAN Card 802.11 A/B (replaces serial port 2)	\$570.00
87803	EtherNet/IP®	\$800.00
68539	Remote I/O interface	\$675.00
68540	Profibus® DP interface	\$675.00
68541	DeviceNet™ interface	\$675.00
Hardware		
15436	Power cord for panel mount NEMA Type 5-15 plug	\$17.00
105382	Power cord for panel mount CEE 7/7 plug	\$17.00
19369	Start/stop switch box	\$395.00
83569	Clear protective overlay (package of five)	\$75.00
118975	Panel mount kit, for universal	\$175.00
101923	Remote relay box, does not include relay	\$235.00
Manuals & Software		
103121	Installation manual	\$25.00
104033	720i toolkit CD	\$35.00
107622	720i ProAction Simulator CD	\$295.00
Primary Component Parts		
106788	CPU board assembly with PCE firmware	\$825.00
195388	CPU board assembly with batching firmware	\$825.00
101244	LCD Display (panel mount) transfective	\$150.00
102888	LCD Display (universal) transfective	\$150.00
101239	Display board (includes display for panel mount)	\$400.00
102887	Display board (w/o display for universal)	\$300.00
67613	AC power supply 100-240 nominal, 25 watt	\$150.00
132791	DC/DC power supply 12-24VDC nominal, 25 watt	\$195.00
101256	Switch membrane for panel mount	\$65.00
101257	Switch membrane for universal	\$65.00

To have your option factory installed, please specify when placing your order.

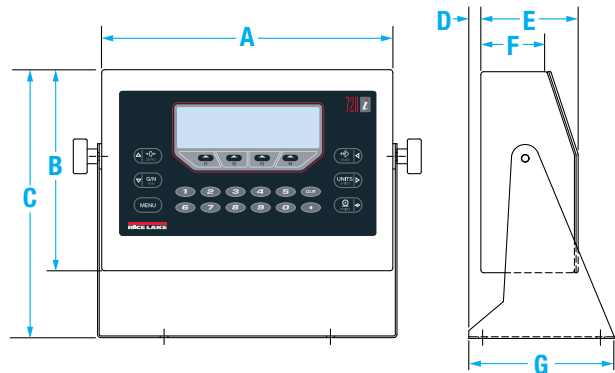


720i Panel Mount Display Dimensions

A 7.36 in (187 mm)	D 2.45 in (62 mm)	G 6.12 in (155 mm)
B 1.60 in (41 mm)	E 3.88 in (99 mm)	
C 0.59 in (15 mm)	F 0.62 in (16 mm)	

720i Panel Mount CPU Enclosure

(L x W x H): 12.75 x 6.05 x 2.14 in (324 x 154 x 5 mm)



720i Universal Dimensions

A 10.50 in (267 mm)	D 0.44 in (11 mm)	G 5.25 in (133 mm)
B 7.25 in (184 mm)	E 3.51 in (89 mm)	
C 9.66 in (245 mm)	F 2.31 in (59 mm)	

820i™ Series

Programmable Weight Indicator/Controller



Standard Features

- LCD backlit display (W x H) 4.6 in x 2.2 in
- One small option slot and one large option slot for pluggable options
- Weight display from 0.5 in to 0.75 in
- Display up to two scales (scale 1, scale 2 and total)
- Five user-defined softkeys
- Weight or millivolt calibration with linearization and geographical compensation
- NEMA Type 4X/IP66 stainless steel enclosure
- Selectable A/D measurement rate up to 960/second
- Power for 16 350 -ohm load cells
- 100 setpoints, latched or free-running
- Multi-range/interval
- Peak hold, rate of change
- Audit trail tracking and Alibi™ software
- 1,000-ID truck register for in/out weighing
- User programmable 256 K flash memory
- Onboard data storage 190 K
- Downloadable programs
- Visual programming for easily creating custom programs
- Eight digital I/O (expandable)
- Configurable with Revolution® software

Approvals



Measurement
Canada
Approved



Specifications

Power:

Line voltages: 100–240 VAC
Frequency: 50–60 Hz
DC voltages: 12–24 VDC
Power consumption: 25 W

Excitation Voltage:

10 VDC, 16 x 350Ω or 32 x 700Ω load cells

Analog Signal Input Range:

-10 mV to +45 mV

Analog Signal Sensitivity:

0.3 μV/graduation minimum at 7.5 Hz
1.0 μV/graduation recommended

A/D Sample Rate:

7.5 to 960 Hz, software selectable

Resolution:

Internal: 8 million counts/8,000,000 23 bit
Display: 1,000,000

System Linearity:

± 0.01% full scale

Digital I/O:

Eight channels on CPU board;
optional
24-channel I/O expansion boards

Communication Ports:

Two ports on CPU board support up to 115,200bps
Port 2: Full duplex RS-232 with handshaking
Port 4: Full duplex RS-232, 2-wire RS-485,
20 mA
Keyboard port hard wired
Optional dual-channel serial expansion
boards
Channel A: RS-232, RS-485, 20 mA
Channel B: RS-232, 20 mA

Display:

Viewable area (W x H): 4.6 in x 2.2 in (116 mm x 55 mm), 320 x 156 pixel LCD with adjustable contrast
Transmissive display
Transflective display (optional)

Keys/Buttons:

28-key membrane panel, tactile feel

Temperature Range:

Certified: 14°F to 104°F (-10°C to 40°C)
Operating: 14°F to 122°F (-10°C to 50°C)

Weight:

9.5 lb (4.3 kg)

Rating/Material:

NEMA Type 4X/IP66, stainless steel

Warranty:

Two-year limited warranty

EMC Immunity:

EN 50082 Part 2 IEC EN 61000-4-2, 3, 4, 5, 6, 8,
and 11

Approvals:

NTEP CC 01-088, Class III/IIIL 10,000d
Measurement Canada AM-5426
Class III/IIILD 10,000d
OIML R76/1992-GB1-04.02, Class III 6,000d
EU Test Certificate GB-1140
UL/cUL Listed
ROHS compliant
CE Marked

Part Number/Price

Part #	Description	Est. Weight	Price
Single Channel			
91995 †	820i Universal, 115 VAC	10 lb	\$1,675.00
91996 †	820i Universal, 115–230 VAC	10 lb	\$1,675.00
91997 ††	820i Universal, 115–230 VAC CE/OIML	10 lb	\$1,675.00
107711*	820i Universal, 12–24 VDC nominal	10 lb	\$1,775.00
Dual Channel			
93011 †	820i Universal, 115 VAC	10 lb	\$1,775.00
93012 †	820i Universal, 115–230 VAC	10 lb	\$1,775.00
93013 ††	820i Universal, 115–230 VAC CE/OIML	10 lb	\$1,775.00

*DC/DC converter installed option, not UL approved



† US plug (NA) - Type B



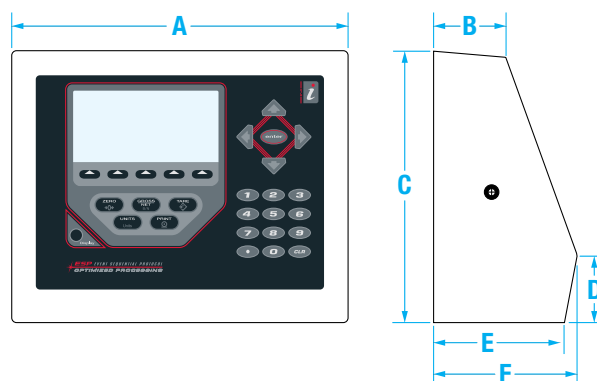
†† Euro Plug - Type E

Options/Accessories

Part #	Description	Price
Option Cards		
67601	Digital I/O, 24-channel	\$285.00
67602	Analog output: selectable 0-10 V, 0-20 mA	\$310.00
103138	Analog output, dual channel 0-10 V, 0-20 mA	\$535.00
67604	Serial, dual channel	\$335.00
87697	Analog input +/-10 VDC, 0-20 mA & thermocouple	\$600.00
93245	USB Port (PC connection only-replaces serial port)	\$175.00
Network Cards		
77142	Ethernet TCP/IP Port (serial port 2 header)	\$400.00
65383	Ethernet thin server (external)	\$295.00
71986	Ethernet TCP/IP module (installed in option slot)	\$400.00
98057	Wireless LAN card 802.11 B/G (installed in option slot)	\$650.00
108671	Wireless LAN card 802.11 A/B (serial port 2 header)	\$570.00
68539	Remote I/O interface	\$675.00
68540	Profibus® DP interface	\$675.00
68541	DeviceNet® interface	\$675.00
87803	EtherNet/IP®	\$800.00
103136	ControlNet® interface	\$1,000.00
Hardware		
83569	Clear protective overlay (package of 5)	\$75.00
19369	Start/stop switch box	\$395.00
101923	Relay box enclosure, does not include relay	\$235.00
Manuals and Software		
93018	Installation manual	\$25.00
77925	Revolution® scale software	\$35.00
93019	IRITE IDE software (version 1.0 included with indicator)	\$95.00
Primary Component Parts		
102331	CPU board assembly-single channel includes display	\$1,050.00
102333	CPU board assembly-dual channel includes display	\$1,150.00
93246	Display, transmissive blue	\$275.00
67613	AC power supply 100-240 nominal, 25 watt	\$150.00
132791	DC/DC power supply, 12-24 VDC, nominal, 25 watt	\$175.00
93247	Switch panel membrane	\$68.00

Relay products can be found on page 550

To have your option factory installed, please specify when placing your order.



820i Universal Dimensions

A	10.56 in (268 mm)	C	8.5 in (216 mm)	E	4.12 in (105 mm)
B	2.28 in (58 mm)	D	2.16 in (55 mm)	F	4.5 in (127 mm)

880/880 Plus Performance™ Series

Digital Weight Indicator/Controller



880 Plus Universal

880 Panel Mount

Board Information:
Previous green CPU board is 5.0" wide
Current blue CPU board is 5.5" wide

Standard Features

- LED display, 0.56 in (14 mm), six-digit, 14-segment
- RS-232 or RS-485 serial port
- USB device port connects directly to a PC
- Ethernet TCP/IP polled or continuous
- AC or DC models
- Built-in DIN-rail clips on controller box (panel mount)
- Display and controller can be separated up to 250 ft (panel mount)
- Hardware slot for one option card
- Operator functions through menu key for audit trail, preset tare, accumulator, time & date and setpoints
- Audit trail tracking for configuration and calibration changes. Password protection for user and configuration changes.
- 20 setpoints with latched batch engine or unlatched outputs
- Four onboard digital I/O channels
- Programmable ticket formats up to 1,000 characters for header text, gross, net, accumulator and setpoints
- Local/remote operation
- Multi-range or multi-interval weighing
- Filter settings for light, medium and heavy noise

Options/Accessories

- Metrological hardware sealing kit
- Adapter plate for converting 310 A and 520 panel mounts
- Panel mount kit for universal enclosure
- Truck in/out program for 100 vehicle IDs

Approvals



Measurement
Canada
Approved



Specifications

Power:

Line voltages: 100-240 VAC
Frequency: 50-60 Hz
DC voltages: 12-24 VDC
Power consumption: AC: 15 W, DC: 20 W

Excitation Voltage:

10 VDC, 16 x 350Ω or 32 x 700Ω load cells

Analog Signal Input Range:

-45 mV to 45 mV

Analog Signal Sensitivity:

0.3 μV/graduation minimum at 7.5 Hz;
1.0 μV/graduation recommended

A/D Sample Rate:

7.5 to 960 Hz, software selectable

Resolution:

Internal: 8 million counts/8,000,000 23 bit
Display: 999,999

System Linearity:

± 0.01% full scale

Digital I/O:

Four I/O onboard (max), primary keys, pseudo functions, batching functions

Communication Ports:

RS-232 full duplex or RS-485 half duplex; USB micro A/B connector 2.0; Ethernet TCP/IP

Status Annunciators:

Gross, net, center of zero, standstill, lb, kg, tare, preset tare, multi-range/interval 1/2/3

Display:

LED, 0.56 in (14 mm), six-digit, 14-segment with decimal or comma

Keys/Buttons:

Membrane panel, tactile feel

Temperature Range:

Certified: 14°F to 104°F (-10°C to 40°C)
Operating: 14°F to 122°F (-10°C to 50°C)

Dimensions (W x H x D):

Panel: 6 in x 4 in x 4.95 in
(152 mm x 102 mm x 126 mm)
Universal: 9.87 in x 9.38 in x 4.33 in
(251 mm x 238 mm x 110 mm)

Weight:

Panel: 2.5 lb (1.2 kg);
Universal: 12 lb (5.4 kg)

Rating/Material:

Display bezel NEMA Type 4X, Type 12, and IP69K
Panel display: stainless steel
Controller box: aluminum
Universal: stainless steel

Warranty:

Two-year limited warranty

EMC Immunity:

EN 50082 Part 2 IEC EN 61000-4-2, 3, 4, 5, 6, 8, and 11

Approvals:

NTEP CC 13-080 Class III/IIIL, 10,000d
Measurement Canada AM-5931C
Class III/IIILD, 10,000d
OIML R76/1992-GB1-04.02 Class III, 10,000d
EU Test Certificate TC8463
UL/cUL Listed (universal)
UL/cUL Recognized (panel mount)
CE Marked

880/880 Plus Performance™ Series

Digital Weight Indicator/Controller

Part Number/Price

Part #	Description	Est. Weight	Price
880 Panel Mount AC Powered*			
177976	115-230VAC	4 lb	\$1,075.00
177979	115-230VAC with analog output	4 lb	\$1,400.00
177980	115-230VAC with relay board	4 lb	\$1,400.00
177982	115-230VAC with EtherNet/IP	4 lb	\$1,650.00
177983	115-230VAC with ProfiNet	4 lb	\$1,650.00
177984	115-230VAC with Modbus/TCP	4 lb	\$1,650.00
177985	115-230VAC with Profibus DP	4 lb	\$1,650.00
177986	115-230VAC with DeviceNet	4 lb	\$1,650.00
179155	115-230VAC with EtherCAT	4 lb	\$1,650.00
880 Panel Mount DC Powered*			
177987	12-24VDC	4 lb	\$1,175.00
880 Plus Universal AC Powered			
177989 †	115VAC	8 lb	\$1,300.00
178496 †	115VAC, with analog output	8 lb	\$1,625.00
178499 †	115VAC, with relay board	8 lb	\$1,625.00
179147 †	115VAC with EtherNet/IP	8 lb	\$1,875.00
179148 †	115VAC with Profinet	8 lb	\$1,875.00
179149 †	115VAC with Modbus/TCP	8 lb	\$1,875.00
179150 †	115VAC with Profibus	8 lb	\$1,875.00
179152 †	115VAC with DeviceNet	8 lb	\$1,875.00
179154 †	115VAC with EtherCAT	8 lb	\$1,875.00
177990 ††	115-230VAC	8 lb	\$1,300.00
178497 ††	115-230VAC with analog output	8 lb	\$1,625.00
178500 ††	115-230VAC, with relay board	8 lb	\$1,625.00
880 Plus Universal DC Powered			
178495	12-24VDC	8 lb	\$1,400.00

*Power cord not included



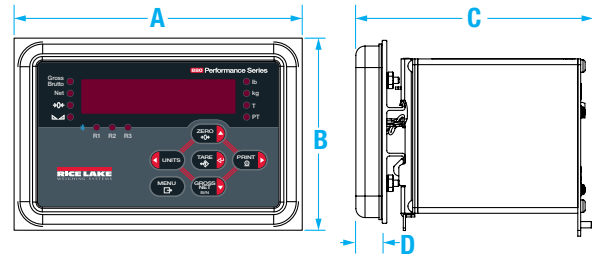
† US plug (NA) - Type B



†† Euro Plug - Type E

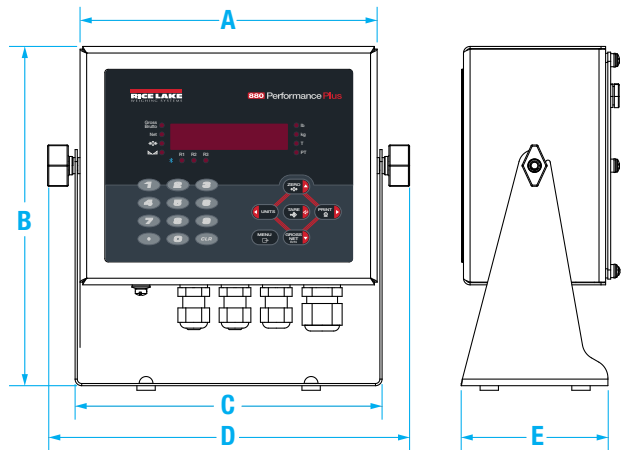
Options/Accessories

Part #	Description	Price
Option Cards (5.5 in CPU only)		
179156	Analog output, 0-10 VDC, 0-20 mA, 4-20 mA	\$325.00
179157	Relay board, four dry contact outputs	\$325.00
197343**	Digital I/O, 24-channel TTL output	\$310.00
197347**	Serial ports, dual-channel RS-232/RS-485	\$360.00
Network Cards		
179158	EtherCAT interface	\$575.00
179159	EtherNet/IP® interface	\$575.00
179160	ProfiNet® interface	\$575.00
179161	Modbus/TCP® interface	\$575.00
179162	DeviceNet® interface	\$575.00
179163	Profibus DP interface	\$575.00
Hardware		
153660	Metrological sealing kit for panel mount	\$10.00
158404	Adapter plate for IQ310 and 520 replacement	\$69.00
101923	Relay box enclosure, does not include relay	\$235.00
177850	Panel mount kit for universal enclosure	\$175.00
180835	Universal backplate with RJ-45 receptacle	\$104.00
197422	Universal backplate with micro USB receptacle	\$125.00
15436	Power cord for panel mount, US plug	\$17.00
105382	Power cord for panel mount, Euro plug	\$17.00
Cables		
152434	Cable, USB A to micro A shielded, 2 meters	\$15.00
156817	Cable, Ethernet RJ45 connectors 1 meter	\$30.00



880 Panel Mount Dimensions

A	6.0 in (152 mm)	C	4.95 in (126 mm)
B	4.0 in (102 mm)	D	0.58 in (14 mm) BEZEL DEPTH



880 Universal Dimensions

A	8.10 in (206 mm)	D	9.87 in (248 mm)
B	9.38 in (235 mm)	E	4.0 in (102 mm)
C	8.37 in (213 mm)		


Options/Accessories

Part #	Description	Price
156806	Cable, USB A to A, 1 meter	\$30.00
156809	Cable, USB A to B, 1 meter	\$50.00
Manuals and Software		
77925	Revolution™ scale software	\$35.00
152240	Operators manual	\$25.00
158387	Technical manual	\$25.00
Primary Component Parts (5.5 in CPU only)		
151674	Display only	\$350.00
177977	115-230VAC, controller only	\$800.00
177988	12-24VDC controller only	\$900.00
131740	Overlay, panel mount, six-key	\$65.00
163986	Overlay, universal with numeric keypad	\$65.00
131598	Display board	\$225.00
175603*	Power supply, 100-240VAC	\$200.00
175604*	Power supply, 12-24VDC	\$300.00
175109*	CPU board	\$550.00

* Design change in 2017 to 5.5 in wide controller, see replacement parts catalog for the 5.0 inch wide boards.

** Requires version 4.0 firmware

To have your option factory installed, please specify when placing your order.



Specifications

Power:

AC voltages: 100-240 VAC Frequency: 50-60 Hz
DC voltages: 12-24 VDC
Consumption: AC: 25W (universal) or 65W (others)
DC: 25W for all models

Excitation Voltage:

10 ± VDC
16 x 350Ω or 32 x 700Ω load cells per A/D card

Analog Signal Input Range:

-45 mV to +45 mV

Analog Signal Sensitivity:

0.3 µV/graduation minimum at 7.5 Hz
1.0 µV/graduation recommended

A/D Sample Rate:

7.5 to 960 Hz, software selectable

Resolution:

Internal: 8 million counts/8,000,000
Display: 1,000,000

System Linearity:

± 0.01% full scale

Digital I/O:

Six I/O channels on CPU board;
Optional 24-channel I/O expansion boards

Communication Ports:

Four ports on CPU board support up to 115,200bps
Port 1: Full duplex RS-232
Port 2: RS-232 with CTS/RTS; PS/2 keyboard interface or USB type A and B connectors
Port 3: Full duplex RS-232, 20mA
Port 4: Full duplex RS-232, 2-wire RS-485, 20mA
Optional dual-channel serial expansion boards
Channel A: RS-232, RS-485, 20 mA
Channel B: RS-232, 20 mA

Display:

(W x H) 4.6 in x 3.4 in (116 mm x 86 mm), 320 x 240 pixel LCD module with adjustable contrast.
Transmissive display
Transflective display (optional)

Keys/Buttons:

27-key membrane panel, tactile feel, PS/2 or USB port for external keyboard connection

Temperature Range:

Certified: 14°F to 104°F (-10°C to +40°C)
Operating: 14°F to 122°F (-10°C to +50°C)

Weight:

Universal enclosure: 9.5 lb (4.3 kg)
Wall mount enclosure: 23.0 lb (10.4 kg)
Panel mount enclosure: 8.5 lb (3.9 kg)
Deep universal: 11 lb (5.0 kg)

Rating/Material:

NEMA Type 4X, Type 12, IP66, stainless steel

Warranty:

Two-year limited warranty

EMC Immunity:

EN 50082 Part 2 IEC EN 61000-4-2, 3, 4, 5, 6, 8, and 11

Approvals:

NTEP CC 01-088, Class III/IIIL 10,000d
Measurement Canada AM-5426,
Class III/II HD 10,000d
OIML approved 6,000/10,000, TC11584
UL/cUL Listed (universal, deep and wall mount)
UL/cUL Recognized (panel mount)
UL/cUL Listed 508A (custom wall mount)
CE Marked



Approvals



Measurement
Canada
Approved



Standard Features

- LCD display, (W x H) 4.6 in x 3.4 in
- Selectable character sizes from 0.25 in to 1.2 in
- 60 configurable operator prompts
- Display up to four scale channels per screen with required Legal for Trade information
- 32 scale accumulators
- Five softkeys with 10 user-defined, 14 preset functions per screen
- Ten programmable display screens
- Millivolt calibration, five-point linearization and geographical calibration
- NEMA Type 4X/IP66 stainless steel enclosure
- Selectable A/D measurement rate up to 960/second
- 100 setpoints, 30 configurable setpoint types
- Two slots for option cards
- 1,000-ID truck register for in/out weighing
- 64 K user on-board NV RAM
- User programmable 128 K flash memory
- Reflash memory to upgrade firmware
- Power for 16 350 -ohm load cells per A/D board
- Local-remote indicators
- Multi range/interval
- Alibi™ storage
- Audit trail tracking
- Peak hold
- Rate of change

USB Standard Features

- USB interface card on Port 2
- The USB card is supported on Rev L CPU boards or later
- The 920i for USB interface requires firmware version 5.0 or higher

Connector Types:

- Standard Type A: 920i connects to keyboard, ASCII font printers and flash drives
- Standard Type B: 920i connects to PC

USB Interface Functions:

- Supports weigh mode and configuration mode functions
- Supports upload of databases and .920 configuration file
- Supports download of databases, .920 configuration file, iRite, COD file and firmware file
- Sanity checks for command errors

Flash Drives:

- Supports USB 2.0
- Create sub directories by unit ID and database name
- Use the root directory for generic files

Optional Washdown Connectors:

- Sealed receptacle
- Connectors - cables
- USB cover - flash drive and receptacle

920i® Series

Programmable Weight Indicator/Controller



920i Universal Part Number/Price

Part #	Description	USB	Est. Weight	Price
Single-Channel				
67527 †	115 VAC		10 lb	\$2,175.00
115003 †	115 VAC	USB	10 lb	\$2,275.00
67615 †	230 VAC		10 lb	\$2,175.00
120062 †	230 VAC	USB	10 lb	\$2,275.00
69522 ††	230 VAC		10 lb	\$2,175.00
120074 ††	230 VAC	USB	10 lb	\$2,275.00
107713*	12-24 VDC, 25 watt		10 lb	\$2,275.00
120080*	12-24 VDC, 25 watt	USB	10 lb	\$2,375.00
Dual-Channel				
69767 †	115 VAC		10 lb	\$2,275.00
120086 †	115 VAC	USB	10 lb	\$2,375.00
69772 †	230 VAC		10 lb	\$2,275.00
120090 †	230 VAC	USB	10 lb	\$2,375.00
69774 ††	230 VAC		10 lb	\$2,275.00
120096 ††	230 VAC	USB	10 lb	\$2,375.00
No A/D Channel				
77790 †	115 VAC		10 lb	\$2,025.00
120100 †	115 VAC	USB	10 lb	\$2,125.00
77791 ††	230 VAC		10 lb	\$2,025.00
120104 ††	230 VAC	USB	10 lb	\$2,125.00

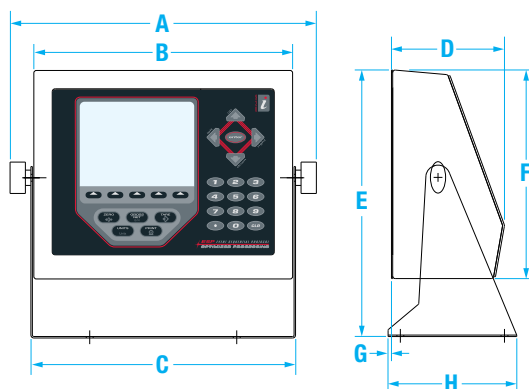
*DC/DC converter installed option, not UL approved



† US plug (NA) - Type B



†† Euro Plug - Type E



920i Universal Dimensions

A	12.50 in (318 mm)	D	4.61 in (117 mm)	G	0.14 in (3.5 mm)
B	10.56 in (268 mm)	E	10.87 in (276 mm)	H	5.25 in (206 mm)
C	10.90 in (277 mm)	F	8.50 in (216 mm)		



920i Deep Universal Part Number/Price

Part #	Description	USB	Est. Weight	Price
Single-Channel				
82455 †	115 VAC		12 lb	\$2,375.00
115004 †	115 VAC	USB	12 lb	\$2,475.00
82457 †	230 VAC		12 lb	\$2,375.00
120064 †	230 VAC	USB	12 lb	\$2,475.00
82459 ††	230 VAC		12 lb	\$2,375.00
120075 ††	230 VAC	USB	12 lb	\$2,475.00
107714*	12-24 VDC, 25 watt		12 lb	\$2,475.00
120081*	12-24 VDC, 25 watt	USB	12 lb	\$2,495.00
Dual-Channel				
82456 †	115 VAC		12 lb	\$2,475.00
120087 †	115 VAC	USB	12 lb	\$2,575.00
82458 †	230 VAC		12 lb	\$2,475.00
120092 †	230 VAC	USB	12 lb	\$2,575.00
82460 ††	230 VAC		12 lb	\$2,475.00
120097 ††	230 VAC	USB	12 lb	\$2,575.00
No A/D Channel				
93243 †	115 VAC		12 lb	\$2,225.00
120101 †	115 VAC	USB	12 lb	\$2,325.00
93244 ††	230 VAC		12 lb	\$2,225.00
120105 ††	230 VAC	USB	12 lb	\$2,325.00

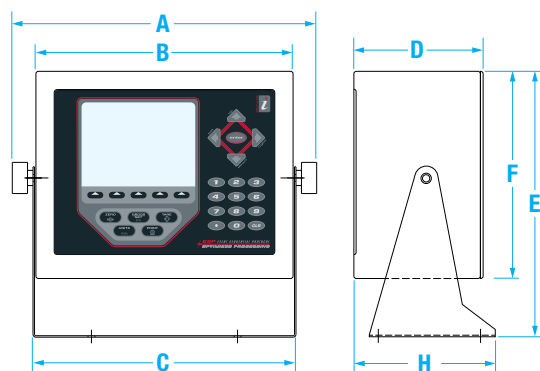
*DC/DC converter installed option, not UL approved



† US plug (NA) - Type B



†† Euro Plug - Type E



920i Deep Universal Dimensions

A	12.50 in (318 mm)	D	5.36 in (216 mm)	F	8.50 in (216 mm)
B	10.76 in (273 mm)	E	10.87 in (276 mm)	H	5.88 in (149 mm)
C	10.90 in (277 mm)				

920i® Series

Programmable Weight Indicator/Controller



920i Wall Mount Part Number/Price

Part #	Description	USB	Est. Weight	Price
Single-Channel				
69763 †	115 VAC		23 lb	\$2,775.00
115005 †	115 VAC	USB	23 lb	\$2,875.00
69765 †	230 VAC		23 lb	\$2,775.00
120066 †	230 VAC	USB	23 lb	\$2,875.00
72133 ††	230 VAC		23 lb	\$2,775.00
120078 ††	230 VAC	USB	23 lb	\$2,875.00
107715*	12-24 VDC, 25 watt		23 lb	\$2,875.00
120082*	12-24 VDC, 25 watt	USB	23 lb	\$2,895.00
Dual-Channel				
69770 †	115 VAC		23 lb	\$2,875.00
120088 †	115 VAC	USB	23 lb	\$2,975.00
69776 †	230 VAC		23 lb	\$2,875.00
120093 †	230 VAC	USB	23 lb	\$2,975.00
72134 ††	230 VAC		23 lb	\$2,875.00
120098 ††	230 VAC	USB	23 lb	\$2,975.00
No A/D Channel				
77794 †	115 VAC		23 lb	\$2,625.00
120102 †	115 VAC	USB	23 lb	\$2,725.00
77795 ††	230 VAC		23 lb	\$2,625.00
120106 ††	230 VAC	USB	23 lb	\$2,725.00

*DC/DC converter installed option, not UL approved



† US plug (NA) - Type B



†† Euro Plug - Type E



920i Panel Mount Part Number/Price

Part #	Description	USB	Est. Weight	Price
Single-Channel				
69764 †	115 VAC		9 lb	\$2,175.00
115006 †	115 VAC	USB	9 lb	\$2,275.00
69766 †	230 VAC		9 lb	\$2,175.00
120069 †	230 VAC	USB	9 lb	\$2,275.00
72137 ††	230 VAC		9 lb	\$2,175.00
120079 ††	230 VAC	USB	9 lb	\$2,275.00
107716*	12-24 VDC, 25 watt		9 lb	\$2,275.00
120083*	12-24 VDC, 25 watt	USB	9 lb	\$2,375.00
Dual-Channel				
69771 †	115 VAC		9 lb	\$2,275.00
120089 †	115 VAC	USB	9 lb	\$2,375.00
69777 †	230 VAC		9 lb	\$2,275.00
120095 †	230 VAC	USB	9 lb	\$2,375.00
72138 ††	230 VAC		9 lb	\$2,275.00
120099 ††	230 VAC	USB	9 lb	\$2,375.00
No A/D Channel				
77792 †	115 VAC		9 lb	\$2,025.00
120103 †	115 VAC	USB	9 lb	\$2,125.00
77793 ††	230 VAC		9 lb	\$2,025.00
120107 ††	230 VAC	USB	9 lb	\$2,125.00

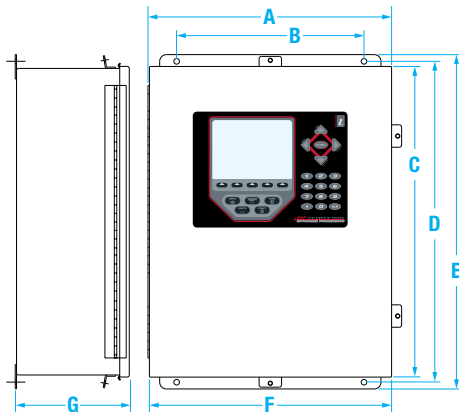
*DC/DC converter installed option, not UL approved



† US plug (NA) - Type B

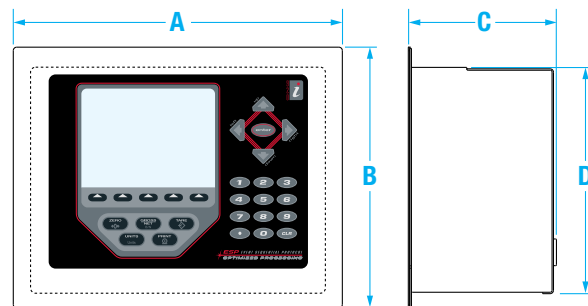


†† Euro Plug - Type E



920i Wall Mount Dimensions

A	14.30 in (363 mm)	D	18.84 in (479 mm)	F	14.30 in (363 mm)
B	11.00 in (279 mm)	E	19.63 in (499 mm)	G	6.75 in (171 mm)
C	18.20 in (462 mm)				



920i Panel Mount Dimensions

A	11.56 in (294 mm)	C	5.20 in (132 mm)
B	9.16 in (233 mm)	D	7.95 in (202 mm)

920i® Series

Programmable Weight Indicator/Controller

Options/Accessories

Part #	Description	Price
Option Cards		
68532	A/D, single-channel	\$300.00
68533	A/D, dual-channel	\$450.00
67600	Memory, 1 MB NV RAM	\$285.00
67601	Digital I/O, 24-channel TTL output	\$285.00
67602	Analog output: selectable 0-10 V, 0-20 mA	\$310.00
103138	Analog output, dual-channel 0-10 V, 0-20 mA	\$535.00
67603	Pulse input, single-channel	\$285.00
67604	Serial port card, dual-channel, RS-232 and RS-485	\$335.00
87697	Analog input +/-10 VDC, 0-20 mA and thermocouple	\$600.00
Network Cards		
65383	Ethernet Thin Server (external)	\$295.00
71986	Ethernet TCP/IP 10/100 module (internal) page 567	\$400.00
98057	Wireless LAN module 802.11 b/g page 567	\$650.00
87803	EtherNet/IP® page 566	\$800.00
68539	Remote I/O interface page 564	\$675.00
68540	Profibus® DP interface page 564	\$675.00
187816	Profinet® I/O interface page 564	\$800.00
68541	DeviceNet™ interface page 565	\$675.00
103136	ControlNet® interface page 566	\$1,000.00
Expansion Cards		
69782	Two-slot expansion board (wall mount)	\$300.00
71743	Two-slot expansion board (panel mount and deep universal)	\$300.00
179488	Two-slot expansion board (wall mount DC powered)	\$300.00
180047	Two-slot expansion board (deep universal and panel mount, DC powered)	\$300.00
69783	Six-slot expansion board (wall mount)	\$400.00
Hardware		
83569	Clear protective overlay (package of 5)	\$75.00
70056	Cable, DB9M to DB9F, Straight Cable	\$35.00
99149	Keyboard, QWERTY 109-key USB, flexible, washable	\$135.00
77788	Fiber optic board, installed in 920i	\$200.00
92777	Filter, PreVent™ vent kit PG 7 cord grip	\$30.00
19368	Start/stop controls without box, for use on wall mount	\$395.00
19369	Start/stop switch with FRP box	\$395.00
Manuals and Software		
69781	iRev™ scale software	\$95.00
72809	920i interchange® database software	\$295.00
67887	Additional installation manual	\$35.00
67888	Additional programming reference	\$35.00
Primary Component Parts		
186272***	CPU board assembly for LED backlight, (blue color)	\$975.00
186275***	Display board, LED back light, transmissive	\$275.00
186276***	Display board, LED back light, transreflective	\$275.00
67613	AC power supply, 25 watt for universal	\$150.00
71333	AC power supply, 65 watt for deep, panel and wall mount	\$175.00
132791	Power supply 12-24VDC, 25 watt	\$195.00
66502	Switch panel membrane	\$68.00

***Design change in 2018 to LED backlight display. See replacement parts for CCFL backlight display and green CPU board Rev N or older.

The LED backlight display can be used with green CPU board Rev N or older by replacing the power supply cable. Universal 186464 (AC) 186464 (DC); Deep universal 186278 (AC) 187603 (DC); Panel 186278 (AC) 187603 (DC); Wall 186760 (AC) 188345 (DC); Two-slot expansion for wall 188716 (AC) 189424 (DC); Two-slot expansion panel for deep universal 188717 (AC) 189425 (DC); Six-slot expansion for wall 188774 (AC).

To have your option factory installed, please specify when placing your order.

Options/Accessories

Part #	Description	Connector Type				Price
USB Cable Options		Sealed		Unsealed		
Note: Connector is a male plug		A	B	A	B	
79074	Unsealed connectors USB-A to USB-B, 2 m cable			X	X	\$30.00
124700	Sealed connectors, USB-A to USB-B, 3 m IP68 cable	X	X			\$85.00
126477	Sealed connector USB-A to unsealed connector USB-A, 3 m IP68 cable	X		X		\$85.00
124701	Sealed connector USB-A to unsealed connector USB-B, 3 m IP68 cable	X			X	\$85.00
124702	Sealed connector USB-B to unsealed connector USB-A, 3 m IP68 cable		X	X		\$85.00
124695	Panel plug 1.125 in diameter					\$6.00
USB Receptacles		Sealed		Unsealed		
Note: Receptacle is a socket		A	B	A	B	
126476	Sealed receptacle USB-A for wall mount, 0.5 m cable	X		X		\$85.00
124703	Sealed receptacle USB-A to unsealed connector USB-B, 0.5 m cable	X			X	\$85.00
124704	Sealed receptacle USB-B to unsealed connector USB-B, 0.5 m cable		X		X	\$85.00
125998*	Sealed receptacle USB-A to five-pin connector, 0.28 m cable (internal to 920i)	X				\$85.00
125999*	Sealed receptacle USB-B to five-pin connector, 0.28 m cable (internal to 920i)	X				\$85.00
124694	Cover for sealed receptacles					\$12.00
124689	Cover for flash driver mounts on sealed receptacle					\$23.00
125077	Rice Lake USB flash drive, 1 GB					\$20.00
Ethernet Cables		Sealed		Unsealed		
124706	Sealed to sealed, 3 m cable	X				\$85.00
124707	Sealed to unsealed connector, 3 m cable	X		X		\$85.00
Ethernet Receptacles		Sealed		Unsealed		
126353*	RJ-45 receptacle sealed, 0.28 m internal to 920i (requires Ethernet TCP/IP option installed)	X				\$85.00

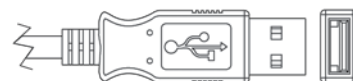
*These options require a milled back plate which has two cutouts. If ordering only one receptacle, a plug (PN 124695) is required for the second cutout. USB enclosure parts with cutout: PN 119891 (Universal) PN 115118 (Universal Deep) PN 126585 (Wall Mount)

To have your option factory installed, please specify when placing your order.

Unsealed Connectors

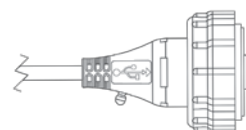


Type B

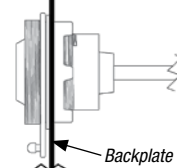


Type A

Sealed Connector



Sealed Receptacle



Backplate

Grayhill Relays and Racks

Part #	Description	Price
52332	Two-channel input relay, 2.5-28VDC	\$45.00
52318	Two-channel input relay, 120 VAC	\$45.00
52319	Two-channel input relay, 240 VAC	\$45.00
52331	Two-channel input relay, 10-32 VDC	\$45.00
52316	Two-channel output relay, 120-140 VAC at 2 amp	\$45.00
52317	Two-channel output relay, 240-280 VAC at 7 amp	\$45.00
71376	Two-channel output relay, 3-60 VDC at 1 amp	\$65.00
71377	Two-channel output relay, 0-200 VDC/VAC at 1.5A/10W (dry contact)	\$85.00
84698	Two-channel output relay, inductive load, 120-140 VAC at 2A	\$65.00
84699	Two-channel output relay, inductive load, 240-280 VAC at 2A	\$65.00
54215	Fuse, 3.15 amp, Grayhill	\$4.00
52312	Eight-channel relay rack, panel mount and wall mount, requires 50-pin flat or round ribbon cable - 4 slots	\$165.00
52314	16-channel relay rack, panel mount and wall mount, requires 50-pin flat or round ribbon cable - 8 slots	\$245.00
52315	24-channel relay rack, panel mount and wall mount, requires 50-pin flat or round ribbon cable - 12 slots	\$375.00
46189	Jumper strap, 10 position for Grayhill	\$5.00
108396	Digital input 5 VDC, 15-30 VAC/10-32 VDC	\$35.00
108397	Digital output 5VDC, 3-60 VDC	\$35.00
70780	Cable, 50-Pin flat ribbon for digital I/O, 24 in	\$50.00
70779	Cable, 50-Pin round ribbon for digital I/O with cord grip, 60 in	\$155.00
72442	Cable, 50-Pin round ribbon for digital I/O without cord grip, 60 in	\$150.00
93577	Cable, 50-Pin flat ribbon for digital I/O, 31 in	\$65.00
94384	Cable, 50-Pin flat ribbon for digital I/O, 50 in	\$65.00



8-channel relay rack PN 52312



16-channel relay rack PN 52314



24-channel relay rack PN 52315



OPTO 22 G4 PN-15973

OPTO 22 Relays and Racks

Part #	Description	Price
15969	G4IDC5 10-32VDC input relay module, white (N/O)	\$35.00
15970	G40DC5R dry contact 100 VDC/1.5A output, red (N/O)	\$35.00
22848	G40DC5R5 dry contact 100 VDC/1.5A output, red (N/C)	\$35.00
15971	G40AC5 115 VAC output relay module, black (N/O)	\$35.00
15972	G4IAC5 115 VAC input relay module, yellow (N/O)	\$35.00
22847	G40AC5A5 115/230 VAC output relay module, black (N/C)	\$35.00
36632	G40AC5A 115/230 VAC output relay module, black (N/O)	\$35.00
36631	G4IAC5A 230 VAC input relay module, yellow (N/O)	\$35.00
16478	Quencharc arc suppressor	\$11.00
101923	FRP enclosure with Opto four-channel rack	\$235.00
15973	Four-channel relay rack, 3.25 x 3.25 in	\$100.00
45408	Four-channel relay rack 6.1 x 1.2 in	\$150.00
33206	16-channel relay rack	\$185.00
33205	24-channel relay rack	\$315.00
99032	Adapter plate, for four-channel Opto rack 33490	\$5.00
26834	Fuse, 1A 250V (for PN 15970 and PN 22848)	\$7.50
21735	Fuse, 4A 250V (for PN 15971, PN 22847 and PN 36632)	\$10.00



OPTO 22 16-channel relay rack



OPTO 22 24-channel relay rack



OPTO 22 G4 PN-45408

1280 Enterprise™ Series

Programmable Color Touchscreen Weight Indicator/Controller



Standard Features

- Graphical color display that adjusts for ambient light conditions
- Highly customizable graphical user interface
- Three different enclosure types: universal with tilt stand, panel mount and wall mount
- Resistive color touchscreen that can be used with gloves
- On-screen keyboard available during entry mode or use an external keyboard
- Multi-language operation and text entry
- Keypad for scale operations, numeric entry and navigation
- More than 150 built-in functions for programming
- Customize applications and data tables with iRite™ software
- Built-in web server for remote access, systems integration and data monitoring
- Up to eight scales supporting five scale types:
 - Analog load cell scales
 - Total scales
 - Serial scales
 - Program scales
 - iQUBE2™ scales
- Multi-range/interval weighing functions
- Eight digital I/O for control and pulse count
- 100 setpoints, 18 configurable setpoint types
- 22 softkeys with 10 user-defined
- Two RS-232 and RS-485 serial ports
- USB, Ethernet TCP/IP, Wi-Fi Direct® and Bluetooth® ports

Specifications

Power:

AC voltages: 100-240 VAC; 50-60 Hz
DC voltages: 11-30 VDC
Consumption: 60W

Excitation Voltage:

10 ± 0.5 VDC
16 x 350Ω or 32 x 700Ω load cells per A/D card

Analog Signal Input Range:

-60 mV to 60 mV

Analog Signal Sensitivity:

0.3 μV/graduation minimum at 7.5 Hz–120 Hz
1.0 μV/graduation recommended

A/D Sample Rate:

7.5 to 960 Hz, software selectable

Approvals



Measurement
Canada
Approved



Resolution:

Internal: 8 million counts/8,000,000
Display: 1,000,000

System Linearity

± 0.01% full scale

Digital I/O:

Eight I/O channels on CPU board
Optional 24-channel I/O expansion boards

Communication Ports:

Port 1 & 2: Full duplex RS-232 with CTS/RTS, RS-422/485
Baud Rate: 1200 to 115200
Port 3: USB 2.0 Device (Micro)
Port 4: Bluetooth® SPP 2.1+EDR
USB Host: (2) Type A Connectors max 500 mA
Ethernet: Wired 10/100 Auto-MDX
Ethernet: Wireless 802.11 b/g/n 2.4GHz

Onboard:

Selectable filters: Three stage, Adaptive or Damping
Embedded Linux® OS
8 GB eMMC (system use)
1 GB DDR3 RAM
460 MB onboard database (SQLite) storage
Up to 32 GB micro SD card (sold separately)

Display:

Seven-inch, 800 x 480 pixel, graphical color TFT display 500 or 1,000 NIT
Twelve-inch, 1280 x 800 pixel, graphical color TFT display 1,500 NIT

Keys/Buttons:

22-key membrane panel, tactile buttons, on-screen keyboard for text and numeric entry, USB port for flash drive, keyboard and printer

Temperature Range:

Certified: 14°F to 104°F (-10°C to 40°C)
Operating: -4°F to 131°F (-20°C to 55°C)

Weight:

Universal enclosure: 11 lb (4.9 kg)
Panel mount enclosure: 8 lb (3.6 kg)
Wall mount enclosure: 23 lb (10.4 kg)
Panel mount 7 in touch-only enclosure: 7 lb (3.1 kg)
Panel mount 12 in touch-only enclosure: 10 lb (4.5 kg)

Rating/Material:

IP66 stainless steel wall enclosure
IP69K stainless steel universal
NEMA Type 4, Type 12, IP69 stainless steel panel mount

Warranty:

Two-year limited warranty

EMC Immunity:

EN 50082 Part 2 IEC EN 61000-4-2, 3, 4, 5, 6, 8, and 11

Approvals:

NTEP CC 15-001/Class III/IIIL 10,000d
Measurement Canada AM-5980C,
Class III/III HD 10,000d
OIML R76/2006-NL1-16.04 Class III/III 10,000d
EU Test Certificate TC8596
UL/cUL Listed (universal, wall mount)
UL/cUL Recognized (panel mount)
CE Marked

1280 Enterprise Series

Programmable Color Touchscreen Weight Indicator/Controller

INDICATORS / CONTROLLERS

www.ricelake.com | Phone: 800-472-6703

RICE LAKE

527



7-inch model with keypad

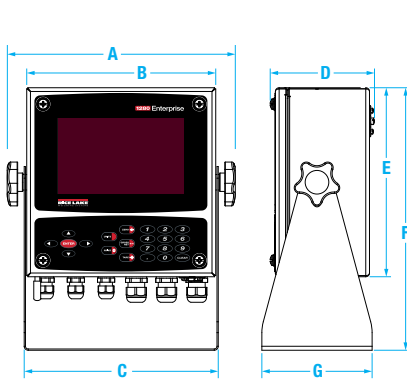


7-inch touch-only model

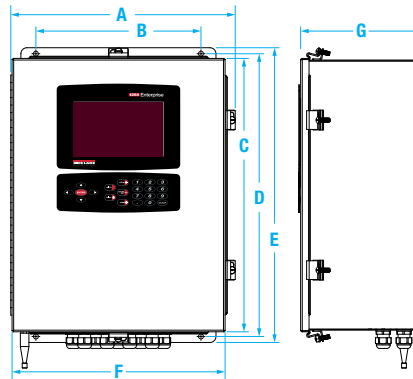


12-inch touch-only model

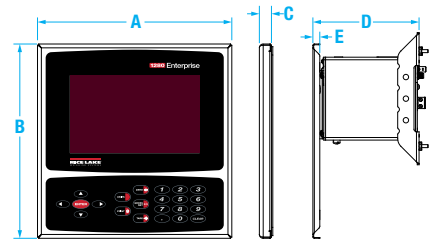
Numeric Keypad Models:



1280-2



1280-3



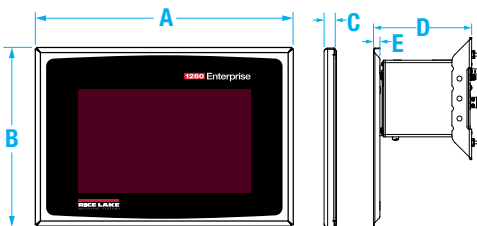
1280-4

Universal (1280-2) Dimensions			
A	10.86 in (276 mm)	B	9.00 in (229 mm)
C	9.24 in (235 mm)	D	4.97 in (126 mm)
E	9.00 in (229 mm)	F	12.50 in (318 mm)
G	5.25 in (133 mm)		

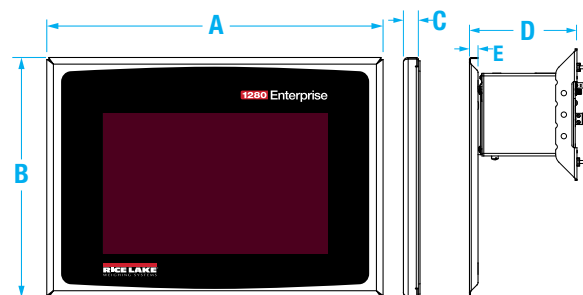
Wall Mount (1280-3) Dimensions			
A	14.92 in (379 mm)	B	11 in (279 mm)
C	18.22 in (463 mm)	D	18.84 in (479 mm)
E	19.64 in (499 mm)	F	14.20 in (361 mm)
G	8.08 in (205 mm)		

Panel Mount (1280-4) Dimensions			
A	9.00 in (229 mm)	B	9.00 in (229 mm)
C	0.58 in (15 mm)	D	5.34 in (136 mm)
E	0.32 in (8 mm)		

Touch-only Models:



1280-5



1280-6

7-inch Touch-only (1280-5) Dimensions			
A	9.00 in (229 mm)	B	6.22 in (158 mm)
C	0.58 in (15 mm)	D	5.34 in (136 mm)
E	0.32 in (8 mm)		

12-inch Touch-only (1280-6) Dimensions			
A	14.00 in (356 mm)	B	10 in (254 mm)
C	0.58 in (15 mm)	D	5.34 in (136 mm)
E	0.32 in (8 mm)		

1280 Enterprise Series

Programmable Color Touchscreen Weight Indicator/Controller

Generate a 1280 Enterprise Series Model Reference Code

This reference number can be used at time of ordering.

ENCLOSURE TYPE

- 1 Universal (1280-2)
- 2 Panel (1280-4)
- 3 Wall (1280-3)
- 4 Touch-only Panel 7 in (1280-5)
- 5 Touch-only Panel 12 in (1280-6)

POWER TYPE

- 1 AC
- 2 DC

CORD TYPE

- 1 US Plug Universal
- 2 Brazil Plug Universal
- 3 Euro Plug Universal
- 4 US Plug Wall
- 5 Euro Plug Wall
- 6 Brazil Plug Wall
- 7 UK Plug Universal
- 8 AU/NZ Plug Universal
- 9 UK Plug Wall
- A AU/NZ Plug Wall

DISPLAY TYPE

- 1 500NIT
7 in Universal
- 2 1000NIT
7 in Universal
- 3 500NIT
7 in Panel/Wall
- 4 1000NIT
7 in Panel/Wall
- 5 1500NIT
12 in Panel

OPTION CARDS ALL SLOTS MUST BE FILLED

- A Blank
If no option, controller will need 6 blanks
- B Single A/D Scale
- C Dual A/D Scale
- D 24 Channel Digital I/O
- E Dual Serial Channel
- F 4-dry Contact Relay
- G Single Analog Out
- H Dual Analog Out

- I Analog Input
- J EtherNet/IP
- K DeviceNet
- L ProfiNet
- M Modbus TCP
- N Profibus DP
- O EtherCat
- P PowerLink

Part Number

Part #	Reference #	Description	Power	Display	Option Installed	Price
Universal Enclosure with 500 NIT Display (1280-2)						
171427 †	1111BAAAAA	1280 Universal	115VAC	500 NIT	Single Scale Card	\$3,035.00
171441 ††	1131BAAAAA	1280 Universal	100-240VAC	500 NIT	Single Scale Card	\$3,035.00
171662 †	1111CAAAAA	1280 Universal	115VAC	500 NIT	Dual Scale Card	\$3,185.00
172188 ††	1131CAAAAA	1280 Universal	100-240VAC	500 NIT	Dual Scale Card	\$3,185.00
Panel Mount Enclosure with 500 NIT Display (1280-4)						
171663	21-3BAAAAA	1280 Panel Mount	100-240VAC	500 NIT	Single Scale Card	\$2,835.00
172186	21-3CAAAAA	1280 Panel Mount	100-240VAC	500 NIT	Dual Scale Card	\$2,985.00
Wall Mount Enclosure with 500 NIT Display (1280-3)						
173673 †	3143BAAAAA	1280 Wall Mount	115VAC	500 NIT	Single Scale Card	\$3,285.00
174143 ††	3153BAAAAA	1280 Wall Mount	100-240VAC	500 NIT	Single Scale Card	\$3,285.00
174144 †	3143CAAAAA	1280 Wall Mount	115VAC	500 NIT	Dual Scale Card	\$3,435.00
174145 ††	3153CAAAAA	1280 Wall Mount	100-240VAC	500 NIT	Dual Scale Card	\$3,435.00
Wall Mount Enclosure with 1000 NIT Display (1280-3)						
172184 †	3144BAAAAA	1280 Wall Mount	115VAC	1,000 NIT	Single Scale Card	\$3,385.00
172185 ††	3154BAAAAA	1280 Wall Mount	100-240VAC	1,000 NIT	Single Scale Card	\$3,385.00
173806 †	3144CAAAAA	1280 Wall Mount	115VAC	1,000 NIT	Dual Scale Card	\$3,535.00
172187 ††	3154CAAAAA	1280 Wall Mount	100-240VAC	1,000 NIT	Dual Scale Card	\$3,535.00
Touch-only 7 inch with 500 NIT Display (1280-5)						
186618	41-3BAAAAA	1280 Touch-only 7 in	100-240VAC	500 NIT	Single Scale Card	\$2,835.00
Touch-only 12 inch with 1500 NIT Display (1280-6)						
186465	51-5BAAAAA	1280 Touch-only 12 in	100-240VAC	1,500 NIT	Single Scale Card	\$3,535.00



† US plug (NA) - Type B



†† Euro Plug - Type E



(Brazil) - Type N



††† BS1363 (UK) - Type G



†††† AS 3112 (Australian) - Type I

1280 Enterprise Series

Programmable Color Touchscreen Weight Indicator/Controller

Single A/D Scale



Excitation Voltage:
10 VDC bi-polar, 4 or 6 wire sensing
16 x 350 ohms per channel
Analog Input Signal:
-10 to +40 mV

Part #	Description	Price
164085	Single scale A/D	\$360.00
166957	A/D sealing kit	\$12.00

Dual A/D Scale



Excitation Voltage:
10 VDC bi-polar, 4 or 6 wire sensing
8 x 350 ohms per channel
Analog Input Signal:
-10 to +40 mV

Part #	Description	Price
164683	Dual scale A/D	\$510.00
166957	A/D sealing kit	\$12.00

Digital I/O



24 channels, configurable as inputs or outputs
Inputs: 5 VDC max, active low; Outputs: 20 mA max per channel, active low; 5 VDC source available: 500 mA max

Part #	Description	Price
164684 *	Digital I/O	\$310.00
170008	DIO adapter, includes 60 pin flat ribbon cable, 24 in	\$125.00
170009	DIO adapter, includes 60 pin round cable, 60 in	\$150.00
170736	DIO adapter, includes 60 pin cable and cord grip, 60 in	\$150.00

* 24 I/O ribbon cable required.

Dual Serial Channel



Two-channel, full duplex RS-232 with CTS/RTS, RS-485 or RS-422, 1200-115200 baud

Part #	Description	Price
164685	Dual serial channel	\$360.00

Single Analog Out



16 bit, voltage output 0-10 VDC, current output 0-20mA, 4-20mA

Part #	Description	Price
165366	Single analog out	\$360.00

Dual Analog Out



16 bit, voltage output 0-10 VDC, current output 0-20mA, 4-20mA

Part #	Description	Price
164686	Dual analog out	\$510.00

Relay Card



Relay four-dry contact, max current 3A @ 30 VDC, 3A @250VAC

Part #	Description	Price
164689	Relay card	\$410.00

Analog Input



Analog Input Signal:
±10VDC, ±100mV, 0-20mA

Part #	Description	Price
164687	Dual analog input	\$610.00

Data Exchange with PLC/DCS Systems

EtherNet/IP



Part #	Description	Price
165792	EtherNet/IP	\$575.00

DeviceNet



Part #	Description	Price
165793	DeviceNet	\$575.00

Profinet



Part #	Description	Price
165794	Profinet	\$575.00

Modbus TCP



Part #	Description	Price
165796	Modbus TCP	\$575.00

Profibus DP



Part #	Description	Price
165795	Profibus DP	\$575.00

EtherCAT



Part #	Description	Price
179533	EtherCAT	\$575.00

PowerLink



Part #	Description	Price
182319	PowerLink	\$800.00

1280 Enterprise Series

Programmable Color Touchscreen Weight Indicator/Controller

Grayhill Relays and Racks

Part #	Description	Price
52332	Two-channel input relay, 2.5-28VDC	\$45.00
52318	Two-channel input relay, 120VAC	\$45.00
52319	Two-channel input relay, 240VAC	\$45.00
52331	Two-channel input relay, 10-32VDC	\$45.00
52316	Two-channel output relay, 120-140VAC at 2 amp	\$45.00
52317	Two-channel output relay, 240-280VAC at 7 amp	\$45.00
71376	Two-channel output relay, 3-60VDC at 1 amp	\$65.00
71377	Two-channel output relay, 0-200VDC/VAC at 1.5A/10W (dry contact)	\$85.00
84698	Two-channel output relay, inductive load, 120-140VAC at 2A	\$65.00
84699	Two-channel output relay, inductive load, 240-280VAC at 2A	\$65.00
52312	Eight-channel relay rack, panel mount and wall mount, requires 50-pin flat or round ribbon cable - 4 slots	\$165.00
52314	16-channel relay rack, panel mount and wall mount, requires 50-pin flat or round ribbon cable - 8 slots	\$245.00
52315	24-channel relay rack, panel mount and wall mount, requires 50-pin flat or round ribbon cable - 12 slots	\$375.00
170008	Cable, 60-pin flat ribbon with 50-pin adapter, 24 in length	\$125.00
170009	Cable, 60-pin round with 50-pin adapter, 60 in length	\$150.00
170736	Cable, 60-pin round with cord grip and 50-pin adapter, 60 in length	\$150.00

Options

Part #	Description	Price
Manuals and Software		
77925	Revolution scale software	\$35.00
166046	Manual, Operation	\$25.00
167659	Manual, Technical	\$35.00
167660	CD, 1280 Documents	\$25.00
164939	8 GB Micro SD card with SD and USB adapter	\$23.00
173046	USB flash drive, 1 GB	\$10.00
Extended Cable Length for Touch Only Models		
182600	Display cable for 7 in (500 NIT) touch-only, 5 ft length	\$125.00
182601	Display cable for 7 in (500 NIT) touch-only, 10 ft length	\$150.00
187489	Display cable for 7 in (1,000 NIT) touch-only, 10 ft length	\$150.00
180027	Display cable for 12 in touch-only, 5 ft length	\$150.00
180028	Display cable for 12 in touch-only, 10 ft length	\$150.00
180744	Touch cable for touch-only, 5 ft length	\$100.00
180745	Touch cable for touch-only, 10 ft length	\$100.00

Unsealed Connectors

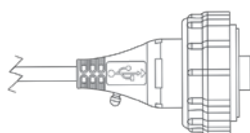


Type B

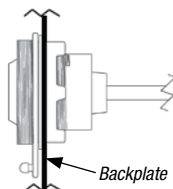


Type A

Sealed Connector



Sealed Receptacle



Backplate

Options

Part #	Description	Price
Primary Component Parts		
163400	7 in 500 NIT display	\$325.00
163399	7 in 1,000 NIT display	\$425.00
182992	12 in 1,500 NIT display	\$825.00
179992	CPU board assembly includes face plate and fan plate	\$1,045.00
160758	Back plane board	\$200.00
162693	AC power supply board	\$170.00
162694	DC power supply board	\$170.00
164121	Overlay, keypad, for panel & wall mount	\$70.00
164120	Overlay, touchscreen, for panel & wall mount	\$125.00
161731	Overlay, keypad, for universal	\$70.00
161730	Overlay, touchscreen, for universal	\$125.00
178498	Overlay, touchscreen, for 7 in touch-only panel mount	\$200.00
176126	Overlay, touchscreen, for 12 in touch-only panel mount	\$400.00
178161	Clear protective overlay display (pack of 5)	\$60.00
178163	Clear protective overlay keypad (pack of 5)	\$60.00

Options/Accessories

Part #	Description	Connector Type				Price
USB Cables (Note: Cables have a plug)		Sealed		Unsealed		
		A	B	A	B	
152434	Unsealed connectors USB-A to USB micro A, 2 m cable			X		\$15.00
79074	Unsealed connectors USB-A to USB-B, 2 m cable			X	X	\$30.00
124700	Sealed connectors, USB-A to USB-B, 3 m IP68 cable	X	X			\$85.00
126477	Sealed connector USB-A to unsealed connector USB-A, 3 m IP68 cable	X		X		\$85.00
124701	Sealed connector USB-A to unsealed connector USB-B, 3 m IP68 cable	X			X	\$85.00
124702	Sealed connector USB-B to unsealed connector USB-A, 3 m IP68 cable		X	X		\$85.00
USB Receptacles (Note: Receptacles have a socket)						
176790	Sealed receptacle USB-A for panel mount, 0.75 m cable	X		X		\$100.00
126476	Sealed receptacle USB-A for wall mount, 0.5 m cable	X		X		\$85.00
172735	Sealed receptacle USB-A for universal, 0.25 m cable	X		X		\$85.00
124694	Cover for sealed receptacles					\$12.00
124689	Cover for flash driver mounts on sealed receptacle					\$23.00
Ethernet Cables		Sealed		Unsealed		
72697	Unsealed Ethernet, R-J45 to RJ-45, 2 m cable			X		\$35.00
124706	Sealed to sealed Ethernet 3 m cable	X				\$85.00
124707	Sealed to unsealed Ethernet 3 m cable	X		X		\$85.00
Ethernet Receptacles		Sealed		Unsealed		
176789	Sealed receptacle Ethernet RJ-45, 0.75 m cable	X				\$100.00
172734	Sealed receptacle Ethernet RJ-45, 0.5 m cable	X				\$85.00
126353	Sealed receptacle Ethernet RJ-45, 0.25 m cable	X				\$85.00

To have your option factory installed, please specify when placing your order.

Dual Kiosk Truck In/Out Single Scale

PN 156959:

System consists of a bidirectional single platform truck scale, inbound truck kiosk and outbound truck kiosk. Inbound (if two outbound kiosks are used) and outbound tickets with transaction storage of each weighment.

Suggested Hardware:

- (2) PN 119687 Inbound/Outbound kiosk
- PN 119689 A/D kiosk option

Grain Program with Shrink Calculator

PN 156886:

This custom application for the 920i supports weighing trucks of grain. Up to 200 grain types, associated divisors and accumulator can be stored. Up to 500 accounts and 1,000 trucks can be stored.

Suggested Hardware:

- PN 67527 920 single channel A/D
- PN 67600 1M memory card
- PN 23113 Epson TM-U295 ticket printer
- PN 93359 PS2 keyboard

Truck In/Out with Products/Customers/Trucks and Reports

PN 77297:

This program supports truck in/out weighing program for manual truck transactions using Rice Lake Weighing Systems' 920i digital weight indicator. Stored IDs allow you to keep a database of truck IDs, customer, product, project information and weigh-in weights in the indicator's memory. Parameters are accessed by simply scrolling through the Supervisor main menu using the down arrow on the 920i. The 920i can automatically store up to 100 truck IDs and tare weights, 950 customers, 1,000 products and 1,000 projects.

Suggested Hardware:

- PN 67527 920 single channel A/D
- PN 67600 1 MB memory card
- PN 23113 Epson TM-U295 ticket printer
- PN 93359 PS/2 keyboard



Short Axle Weighing Program

PN 153146:

920i custom program will interface to a short axle scale and direct each axle across the scale using traffic lights.

Suggested Hardware:

- PN 67527 920 single channel A/D
- PN 23113 Epson TM-U295 ticket printer
- PN 101923 FRP box with 4 channel relay rack, for traffic light control
- PN 23146 Traffic light kit
- PN 15971 AC output relays for above (2 needed)
- PN 103181 LaserLight remote display (optional)
- PN 167093 LaserLight 2 remote display (optional)

Truck In/Out with Report

PN SZ99999:

920i program allows trucks to weigh in and out (saves inbound weight after weighing out and has value swapping) and stores the transaction after each weigh out with truck ID, gross, tare and net. Transactions may be printed or cleared at any time through the Setup menu. An HID scanner is available as a peripheral piece of hardware.

Suggested Hardware:

- PN 119687 Outbound kiosk
- PN 119689 A/D kiosk option
- PN 119743 HID kiosk option

Standard Features

- Pre-programmed software to carry out specific weighing functions
- Utilize Rice Lake's iRite™ programming language
- For use with all Rice Lake 920i models (hardware requirements may apply)
- Available pre-installed with purchase of new equipment, or via iRev™ for installation on existing 920i models
- Fully customizable

Part Number/Price

Part #	Description	Price
153146	Short axle weighing program	\$595.00
SZ99999	Truck in/out with report	\$395.00
77297	Truck in/out with products/customers/trucks and reports	\$495.00
156886	Grain program with shrink calculation	\$395.00
156959	Dual kiosk truck in/out single scale	\$595.00

920i® FlexWeigh Systems

Fillers/Batchers



Manufacturer-Approved
DIRECT REPLACEMENT FOR FLEXWEIGH'S DWM-IV

Standard Features

- Wall mount stainless steel enclosure
- Application program 101, 102, 103, 104, 201, 202
- Front panel switches E-Stop, Reset/Resume, Start
- Soft keys for presets, CN#, ID#, formula#, totals
- Accumulating subtotal & total registers
- Transmitted audit trail
- Digital I/O board
- Relay rack and SSR relay outputs

Approvals



Standard Switches	101	102	103	104	201	202
E-Stop mushroom	X	X	X	X	X	X
Reset/Resume	X	X	X	X	X	X
Start	X	X	X	X	X	X
Discharge	-	X	-	-	-	X

Standard Outputs	101	102	103	104	201	202
Fast fill**	X	X	X	X	X	X
Slow fill***	X	X	X	X	X	X
Fill complete*	OPT	OPT	X	X	OPT	OPT
Zero tolerance	OPT	OPT	-	-	OPT	OPT
Discharge	-	X	-	-	-	X
Refill	-	-	X	-	-	-
Refill complete	-	-	OPT	-	-	-
Slow cycle	-	-	OPT	X	-	-

* Dispense for 103 and 104

** Fast Fill Ingredient 1 201/202

*** Fast Fill Ingredient 2 201/202

920i Flexweigh systems are designed for 120VAC line voltage. If the application requires 220VAC or DC control voltage, please consult with sales before placing an order.

101 Basic Filler

Place an empty container on the scale. Automatically fill the container to a preset weight.

Remove the container from the scale. Replace it on the scale with an empty container and repeat the process.

102 Automatic Fill, Automatic Discharge

Place an empty container under the scale. Automatically fill the scale to a preset weight. Discharge the scale into the container. Remove the container from under the scale. Replace it under the scale with another empty container and repeat the process.

103 Loss-In-Weight Filler

Dispense preset net weight quantities from the scale until either low level or less-than-preset gross weight is achieved. Then refill to high level.

104 Loss-In-Weight Filler

Product supply containers are placed on the scale. Net weight quantities are dispensed from the containers until empty. When containers empty in the middle of a dispense cycle, the cycle is paused and allowed to resume where it left off when the empty containers are replaced on the scale with filled ones.

201 Four Ingredient Dual Speed or Eight Ingredient Single Speed Batcher

Place empty container on scale, automatically fill multiple ingredients in a sequential order to preset formula weights. Remove the container, replace with empty and repeat.

202 Four Ingredient Dual Speed or Eight Ingredient Single Speed With Discharge

Fill tank or hopper with multiple ingredients in a sequential order then empty into a vessel below.

Part Number/Price

Part #	Description	Est. Weight	Price
120320	920i FlexWeigh Systems 101	23 lb	\$3,495.00
120321	920i FlexWeigh Systems 102	23 lb	\$3,600.00
120322	920i FlexWeigh Systems 103	23 lb	\$3,550.00
120323	920i FlexWeigh Systems 104	23 lb	\$3,495.00
Consult	920i FlexWeigh Systems 201	23 lb	\$3,600.00
Consult	920i FlexWeigh Systems 202	23 lb	\$3,815.00
Relays			
52312	Eight-channel relay rack (4 slots)		\$165.00
52316	Two-channel output relay, 120 - 140 VAC at 2A		\$45.00
52317	Two-channel output relay, 240-280 VAC at 2A		\$45.00

Options/Accessories

Part #	Description	Price
120491	920i FlexWeigh Systems 101 manual	\$25.00
120493	920i FlexWeigh Systems 102 manual	\$25.00
124473	920i FlexWeigh Systems 103 manual	\$25.00
120496	920i FlexWeigh Systems 104 manual	\$25.00
152146	920i FlexWeigh Systems 201/202 manual	\$25.00

To have your option factory installed, please specify when placing your order.

Optional Switches (Installed Price: \$150.00)

	Switch Part #	Legend Part #	101	102	103, 104	201	202
Selector 3 position	94296						
Manual/ Off/ Auto		121035	X	X	X	X	X
Manual Ingredient Select						X	X
Push-button	94276						
Fill		121036	X	X		X	X
Discharge		121037		X			X
Dispense		121038			X		
Refill		121039			X		
Maintained/Off/Spring Return	94299						
Fill On/-/Jog		121040	X	X		X	X
Fill Fast/-/Slow		121041	X	X		X	X
Discharge On/-/Jog		121043		X			X
Discharge Fast/-/Slow		121044		X			X
Dispense On/-/Jog		121046			X		
Dispense Fast/-/Slow		121048			X		
Refill On/-/Jog		121049			X		
Manual Feed		—				X	X

Optional Front Panel Lights (Installed Price: \$150.00)

	Lamp	Legend	101, 102	103	104	201	202
Ready	94289 Green	121051	X			X	X
Fill Complete	94290 Red	121052	X			X	X
Filling	98760 Amber	121053	X				
Filling Fast	98760 Amber	121054	X				
Filling Slow	98760 Amber	121055	X				
Discharging	94292 Blue	121056	X			X	X
Discharging Fast	94292 Blue	121057	X				
Discharging Slow	94292 Blue	121058	X				
Dispensing	98760 Amber	121059		X	X		
Dispensing Fast	98760 Amber	121060		X	X		
Dispensing Slow	98760 Amber	121061		X	X		
Dispensing Complete	94290 Red	121062		X	X		
Refilling	94292 Blue	121063		X			
Refill Complete	94290 Red	121064		X			
Low Supply	94290 Red	121065		X			
Fill Time Alarm	94290 Red	121066		X	X		
Feeding (1-4)	98760 Amber	—				X	X
Slow Cycle	94290 Red	—	X	X	X		

920i® FlexWeigh Systems

Bulkweighers



Manufacturer-Approved
DIRECT REPLACEMENT FOR FLEXWEIGH'S DWM-IV

Standard Features

- Wall mount stainless steel enclosure
- Application program 107, 108, 109
- Front panel switches E-Stop, Start/Resume, End Cycle, Ship/Recv (only 109)
- Softkeys for presets, ID1 and ID2
- Accumulating weight streaming
- Fill and discharge sequence controls
- Fill and discharge gate monitoring
- Printer online checking
- Weigh and surge hopper overflow monitoring
- Transmitted audit trail
- Digital I/O board
- Relay rack and SSR relay outputs

Approvals



Standard Switches	107	108	109
E-Stop mushroom	X	X	X
Start/Resume	X	X	X
End cycle	X	X	X
Ship/Recv	-	-	X

Standard Inputs	107	108	109
Fill gate closed	X	X	X
Discharge gate closed	X	X	X
Surge hopper not full	X	X	X
Weigh hopper not full	X	X	X
Printer online	X	X	X

Standard Outputs	107	108	109
Slow cycle alarm	OPT	OPT	OPT
Gate alarm	OPT	OPT	OPT
Scale over fill alarm	OPT	OPT	OPT
Lower surge alarm	OPT	OPT	OPT
Printer alarm	OPT	OPT	OPT
Open fill gate	X	X	X
Open discharge gate	X	X	X

Options

- Pilot lights for error indication
- Manual override switches

Part Number/Price

Part #	Description	Est. Weight	Price
Consult	920i FlexWeigh Systems 107	23 lb	\$5,095.00
Consult	920i FlexWeigh Systems 108	23 lb	\$5,095.00
Consult	920i FlexWeigh Systems 109	23 lb	\$5,410.00

107 Shipping Bulkweigher

The 920i FlexWeigh 107 is designed for basic shipping-mode bulkweighing applications. In shipping mode, a scale is loaded and discharged repetitively until the accumulated weight meets the overall target value.

108 Receiving Bulkweigher

The 920i FlexWeigh 108 is designed for basic receiving mode bulkweighing applications. In receiving mode, a scale is loaded and discharged until there is no more product to receive. To end the cycle, the End Cycle button is pressed.

109 Ship/Receive Bulkweigher

The 920i FlexWeigh 109 allows the user to select which mode of operation to use. This is done with a three-position locking key switch.

Options/Accessories

Part #	Description	Price
151848	920i FlexWeigh Systems 107/108/109 manual	\$25.00

To have your option factory installed, please specify when placing your order.

Optional Switches

Installed Price: \$150.00

	Type	107	108	109
Manual/Off/Auto	3 position key selector	X	X	X
Man Fill On/-/Jog	Maintained/Off/Spring Return		X	X
Man Disch On/-/Jog			X	X

920i® FlexWeigh Systems

Flow Rate Controllers



Manufacturer-Approved
DIRECT REPLACEMENT FOR FLEXWEIGH'S DWM-IV

105 Basic Flow-Rate Controller

Dispense preset net weight quantities at preset flow rate values.

106 Loss-In-Weight with Flow-Rate Control and Automatic Refill

Dispense preset net weigh quantities at preset flow rate values with automatic refill when gross weight drops below threshold.

205 Eight Ingredient Batchers with Flow-Rate Control Discharge

Batch up to eight ingredients in sequential order to preset formula weights. Discharge to net quantities via preset flow-rate control.

Standard Switches/Outputs

Standard Switches	105	106	205
E-Stop mushroom	X	X	X
Reset/Resume	X	X	X
Start	X	X	X
Discharge	-	-	X

Outputs	105	106	205
Fast fill**	X	-	X
Slow fill***	X	-	X
Fill complete*	X	-	X
Zero tolerance	Opt	-	Opt
Discharge	X	X	X
Refill	-	X	-
Refill complete	-	Opt	--
Slow cycle	Opt	Opt	Opt

* Dispense for 105 and 106

** Fast Fill Ingredient 1 205

*** Fast Fill Ingredient 2 205

211 Manual Batching System

Prompts the user through manual weight additions based on a pre-entered formula

Standard Features

- Wall mount stainless steel enclosure
- Application program 105, 106, 205
- Front panel switches E-Stop, Reset/Resume, Start
- Softkeys for presets, CN#, ID#, formula#, totals
- Accumulating subtotal & total registers
- Transmitted audit trail
- Digital I/O board
- Relay rack and SSR relay outputs

Approvals



Part Number/Price

Part #	Description	Est. Weight	Price
Consult	920i FlexWeigh Systems 105	23 lb	\$3,745.00
Consult	920i FlexWeigh Systems 106	23 lb	\$3,825.00
Consult	920i FlexWeigh Systems 205	23 lb	\$4,085.00
Relays			
52312	Eight-channel relay rack (4 slots)		\$165.00
52316	Two-channel output relay, 120 - 140VAC at 2A		\$45.00
52317	Two-channel output relay, 240-280VAC at 2A		\$45.00

Options/Accessories

Part #	Description	Price
Consult	920i FlexWeigh Systems 105 manual	\$25.00
Consult	920i FlexWeigh Systems 106 manual	\$25.00
Consult	920i FlexWeigh Systems 205 manual	\$25.00

To have your option factory installed, please specify when placing your order.



920i® FlexWeigh Systems

Hand Batching

Manufacturer-Approved
DIRECT REPLACEMENT FOR FLEXWEIGH'S DWM-IV

Standard Features


- Stainless deep universal mount enclosure
- Application program 211
- Softkeys for presets ID#, Formulas; Accumulating, Subtotal and Total Registers
- Switch for manual confirmation
- 20 ingredient database
- 100 formula database
- Audit trail data output
- Ingredient usage totals

Approvals



Part Number/Price

Part #	Description	Est. Weight	Price
Consult	920i Flexweigh Systems 211	13 lb	\$2,625.00



Specifications

Enclosure:

NEMA Type 4, IP65

Weight:

0.98 lb (445 g)

Keypad:

On/Off, Zero (100%), Tare, Print, and two user-defined keys for the following functions: peak hold, high resolution, total, view total, net/gross, units switching

Display:

Six-digit 1.0 in (26.4 mm) LCD

Units Displayed:

Pounds, kilograms, tons, metric tons, kilonewtons

Annunciators:

Stable, COZ, low battery, peak, net, kg, kN, lb, M, ton, setpoint, function LEDs

Power:

Integral lithium ion battery
Universal 115/230 VAC, 50/60 Hz battery charger (NA plug included)

Operating Time:

Up to 24 hours of continuous use (15 minute auto-shutoff with non-use)

Operating Temperature:

-4°F to 140°F (-20°C to 60°C)

RF Radio Link:

2.4 GHz 802.15.4
Communicates with RF 3460, 4260, 7300, 7000 & 7001

RF Effective Range:

Typically 100 or more feet (33 m)

Connector:

Four-pin Turck connector for charging and RS-232 communication

Warranty:

One-year limited warranty



Standard Features

- Handheld RF remote display with six-digit 1.0 in (26.4 mm) LCD screen
- Membrane keypad for remote control functionality
- User- definable function keys for added versatility
- Universal 115/230 VAC, 50/60 Hz battery charger (NA plug standard)
- Communicates with RF MSI-3460 Challenger 3, MSI-4260 Port-A-Weigh, MSI-7300 Dyna-Link 2, MSI-7000 and MSI-7001 TranSend™

Part Number/Price

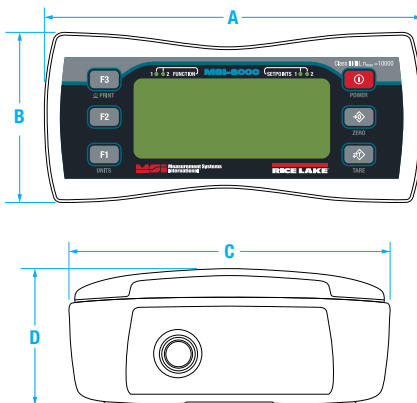
Part #	MSI Part #	Description	Est. Weight	Price
139381	503208-0001	MSI-8000 RF remote display (requires ScaleCore™ equipped MSI-7300, MSI-4260, MSI-3460 and TranSend receivers)	5 lb	\$1,135.00

Options/Accessories

Part #	MSI Part #	Description	Est. Weight	Price
149549	503486-0001	Universal 115/230 VAC 50/60 Hz (NA plug standard) battery charger for MSI-8000 RF remote display	3 lb	\$130.00
149550	503486-0002	Universal 115/230 VAC 50/60 Hz (EC plug standard) battery charger for MSI 8000 RF remote display	1 lb	\$125.00
150964	503489-0001	DB9 female serial interface cable for MSI-8000 RF remote display	1 lb	\$160.00
151095	503506-0001	Audible alarm	—	\$255.00
182223		12V car charger adapter for MSI-8000	1 lb	\$110.00

Dimensions

A	8.00 in (203 mm)	C	3.85 in (98 mm)
B	3.85 in (98 mm)	D	1.37 in (35 mm)



MSI-8000HD

Digital Weight Indicator



Standard Features

- Indicator or RF remote display with six-digit 1.0 in (26.4 mm) LCD screen
- IP68 milled aluminum enclosure
- Membrane keypad for remote-control functionality
- User- definable function keys for added versatility
- Compatible with all ScaleCore™-based products including: MSI-7300 Dyna-Link 2, MSI-3460 Challenger 3, MSI-4260 Port-A-Weigh, MSI-7000 and MSI-7001 TranSend™
- Swivel tilt stand

Options:

- Up to 8 configurable relay outputs
- Wi-Fi communications
- Bluetooth® communications
- 802.15.4 Serial RF
- FHSS

Approvals



Specifications

Enclosure:

NEMA Type 4, IP68 milled anodized aluminum with O-ring gaskets

Keypad:

On/Off, Zero (100%), Tare, Print, and Two user-defined keys for the following functions: peak hold, high resolution, total, view total, net/gross, units switching

Display:

Six-digit 1.0 in (26.4 mm) LCD

Units Displayed:

Pounds, kilograms, tons, metric tons, kilonewtons

Annunciators:

Stable, COZ, peak, kg, kN, lb, M, ton, setpoint, function LEDs
Channels: 1, 2, 3, 4, TTL

Power:

90-267 VAC, 9-36 VDC, 18-72 VDC, 120-300 VDC
Optional battery power module available

Operating Temperature:

-4°F to 140°F (-20°C to 60°C)

RF Remote Channels:

Up to four remote sensors, monitored individually, in pairs or sum all (non-A/D version only)

Service Counters:

A/D version only

A/D Inputs:

Two independent or summing load cell inputs

Excitation:

4.8V current limited and over-voltage protected

Filtering:

Off, Low, Hi-1, Hi-2

RF Radio Link:

2.4 GHz 802.15.4

Compatible with all ScaleCore™-based products including:

MSI-7300 Dyna-Link 2, MSI-3460 Challenger 3, MSI-4260 Port-A-Weigh, MSI-7000 and MSI-7001

RF Effective Range:

Typically 100 or more feet (33m)

Data I/O:

Dual RS-232 comm ports

Wired Ethernet:

Up to 8 configurable relay outputs

Optional Communications:

Wi-Fi

Bluetooth®

Serial RF (Single Sequence or FHSS)

Warranty:

One-year limited

Approvals:

NTEP COC#15-110 (-10°C to 40°C)

Part Number/Price

Part #	Description	Est. Weight	Price
153591	MSI 8000HD ScaleCore RF/Remote Display/85-265 VAC	5 lb (2.5 kg)	\$1,240.00
154853	MSI 8000HD ScaleCore RF/Remote Display/Internal Battery	5 lb (2.5 kg)	\$1,340.00
160476	MSI 8000HD ScaleCore RF/Remote Display/7-36 VDC	5 lb (2.5 kg)	\$1,195.00
159377	MSI 8000HD ScaleCore RF/Remote Display/18-72 VDC	5 lb (2.5 kg)	\$1,225.00
159376	MSI 8000HD ScaleCore RF/Remote Display/9-36 VDC	5 lb (2.5 kg)	\$1,225.00
158427	MSI 8000HD Meter/2 A/D Inputs/85-265 VAC (non RF)	5 lb (2.5 kg)	\$1,505.00
158428	MSI 8000HD Meter/2 A/D Inputs/Internal Battery (non RF)	5 lb (2.5 kg)	\$1,605.00
160478	MSI 8000HD Meter/2 A/D Inputs/7-36 VDC (non RF)	5 lb (2.5 kg)	\$1,340.00
159381	MSI 8000HD Meter/2 A/D Inputs/18-72 VDC (non RF)	5 lb (2.5 kg)	\$1,370.00
159380	MSI 8000HD Meter/2 A/D Inputs/9-36 VDC (non RF)	5 lb (2.5 kg)	\$1,370.00
158425	MSI-8000HD RF Meter/2 A/D Inputs/85-265 VAC	5 lb (2.5 kg)	\$1,520.00
158426	MSI-8000HD RF Meter/2 A/D Inputs/Internal Battery	5 lb (2.5 kg)	\$1,560.00
160477	MSI 8000HD RF Meter/2 A/D Inputs/7-36 VDC	5 lb (2.5 kg)	\$1,520.00
159379	MSI 8000HD RF Meter/2 A/D Inputs/18-72 VDC	5 lb (2.5 kg)	\$1,530.00
159378	MSI 8000HD RF Meter/2 A/D Inputs/9-36VDC	5 lb (2.5 kg)	\$1,530.00
176957 *	MSI 8000HD BT Meter/85-265 VAC	5 lb (2.5 kg)	Consult
176958	MSI 8000HD Wi-Fi Meter/85/265 VAC	5 lb (2.5 kg)	\$1,265.00
176959 *	MSI 8000HD BT Meter/Internal Battery	5 lb (2.5 kg)	Consult
176960	MSI 8000HD Wi-Fi Meter/Internal Battery	5 lb (2.5 kg)	\$1,370.00
176962 *	MSI 8000HD BT Meter/7-36 VDC	5 lb (2.5 kg)	Consult
176964	MSI 8000HD Wi-Fi Meter/7-36 VDC	5 lb (2.5 kg)	\$1,220.00
176965 *	MSI 8000HD BT Meter/9-36 VDC	5 lb (2.5 kg)	Consult
176966	MSI 8000HD Wi-Fi Meter/9-36 VDC	5 lb (2.5 kg)	\$1,250.00
176967 *	MSI 8000HD BT Meter/18-72 VDC	5 lb (2.5 kg)	Consult
176968	MSI 8000HD Wi-Fi Meter/18-72 VDC	5 lb (2.5 kg)	\$1,250.00

* Bluetooth modems only work with certain Android devices. Please contact Rice Lake for potential applications.

Options/Accessories

Part #	Description	Price
155173	MSI-8000HD spare tilt stand option kit	\$70.00
155193	MSI-8000HD Ethernet TCP/IP option kit wired	\$370.00
162178	Antenna extension kit, 5 ft	\$395.00
148624	MSI-8000HD serial RS-232 cable	\$110.00
158779	MSI-8000HD two each coil relay option kit, 250 VAC/30 VDC 5A or 100 VDC 0.4A	\$300.00
158780	MSI-8000HD two each solid state relay option kit, 60 Vpk 2.7A	\$300.00
158781	MSI-8000HD two each solid state relay option kit, 200 Vpk 0.9A	\$300.00
149549	Universal 115/230 VAC 50/60 Hz (NA plug standard) battery charger for MSI-8000HD battery powered device	\$130.00
149550	Universal 115/230 VAC 50/60 Hz (international plugs) battery charger for MSI-8000HD battery powered device	\$125.00
171203	Audible alarm kit	\$300.00
176963	Serial print cable	\$130.00
Relays		
172490	Expanded Relay Kit, Four-Channel, 12A 5V, Latching Relays	\$710.00
172492	Expanded Relay Kit, Four-Channel, 12A 5V, Momentary Relays	\$690.00
Consult	Expanded Relay Kit, Four-Channel, 0.9A 200Vpk, AC/DC Solid State Relays	\$715.00
172495	Expanded Relay Kit, Eight-Channel, 12A 5V, Momentary Relays	\$715.00
172500	Expanded Relays Option Kit, Four-Channel, 3A, 60Vpk Solid State Form C Relays	\$975.00
172501	Expanded Relays Option Kit, Eight-Channel, 3A 60Vpk, Solid State Form C Relays	\$1,300.00
172502	Expanded Relays Option Kit, Eight-Channel, 0.9A 200Vpk, Solid State Form C Relays	\$1,140.00
171676	Expanded Relays Option Kit, Eight-Channel, 12A 5V, Latching Relays	\$765.00

MSI-8004HD

Indicator/RF LED Remote Display



Standard Features

- IP65 rugged milled aluminum enclosure
- Backlit membrane keypad for user functioning and controls
- Tilt bracket included

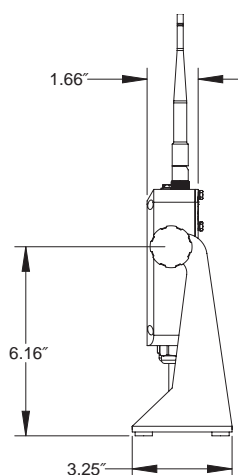
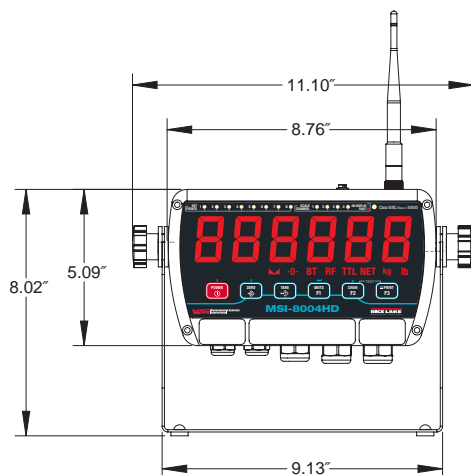
Options:

- Expanded relay outputs
- Battery pack for mobile operation
- Second radio module for additional network connectivity

Approvals



Measurement
Canada
Approved



Specifications

Display:

Six-digit, 1.5 in (38 mm) LED display with red/green coloring

Enclosure:

NEMA Type 4, IP65 milled anodized aluminum

Keypad:

On/Off, Zero, Tare, Print and two user-defined keys

Functions:

Peak hold, high resolution, total, view total, net/gross, units switching

Units:

Pounds, kilograms, tons, metric tons, kilonewtons

Annunciators:

Stable, CO2, peak, kg, kN, lb, M, ton, setpoint, function LEDs

Channels:

1, 2, 3, 4, TTL

Power:

90-267 VAC, 9-36 VDC, 18-72 VDC, 120-300 VDC

Temperature:

-4° F to 140° F (-20° C to 60° C)

RF Remote Channels:

Up to 4 remote sensors monitored individually, in pairs or sum all (non-A/D version only) (when used with TranSend)

Service Counters:

A/D version only

A/D Inputs:

Four independent or summing load cell inputs

Excitation:

4.8 V current limited and over-voltage protected

Relays:

Two 5V coil, 250VAC, 5A relays

Filtering:

Off, Low, Hi-1, Hi-2

RF Radio Link:

2.4 GHz 802.15.4, optional second channel for Serial
RF, 802.11 Wi-Fi, cellular connectivity or Bluetooth®

RF Effective Range:

Typically 300 ft (91.44 m) line of sight

Data I/O:

Two RS-232 hard wired communication ports

Approvals:

NTEP COC #17-036 (-5° C to 40° C)
Measurement Canada

Warranty:

One-year limited warranty

Part Number/Price

Indicator		
Part #	Description	Price
178265	MSI-8004HD Indicator, 4CH AC, Red/Green 85~264VAC, 47~440 Hz, 120~370VDC	\$1,745.00
178269	MSI-8004HD Indicator, 4CH DC 8-32V, Red/Green Best for external 12V SLA Batteries	\$1,775.00
178271	MSI-8004HD Indicator, 4CH DC 9-36V Iso, Red/Green Do not use on 12V Vehicle Systems	\$1,850.00
178274	MSI-8004HD Indicator, 4CH DC 18-75V Iso, Red/Green	Consult
178278	MSI-8004HD Indicator, 4CH DC 5V, Red/Green For use with external 15W, 5V Power Supplies	Consult
183481	MSI-8004HD Indicator, 4CH 5V Red/Green with external rechargeable battery	\$1,750.00
196904	MSI-8004HD Indicator, 4CH AC, Red/Green Instant Power-On, 85-264VAC	\$1,745.00
Remote Display		
178281	MSI-8004HD Display, AC, Red/Green 85~264 VAC, 47~440 Hz, 120~370 VDC	\$1,700.00
178283	MSI-8004HD Display, DC, 8-32V, Red/Green Best for external 12 V SLA Batter	\$1,660.00
178285	MSI-8004HD Display, DC, 9-36V Iso, Red/Green Do not use on 12 V Vehicle Systems	\$1,735.00
183479	MSI-8004HD Display, 4CH 5V Red/Green with external rechargeable battery	\$1,505.00

Options

Part #	Description	Price
148624	Serial Cable, RS-232 9000 Serial Cable, DCE	\$110.00
139309	Antenna Kit, Long Range Omni-directional, 9dBi with 3 m Coax Intended for omni-directional mast mounting (up to 2" Ø). Beam-width. Must be mounted vertically.	\$415.00
139310	Antenna Kit, Corner Reflector, 9 dBi with 3 m coax intended for directional wall or mast mounting (up to 2" Ø). Beam-width: 75° Elevation, 65° Azimuth	\$410.00
139311	Antenna Kit, Corner Reflector, 12 dBi with 3 m coax intended for directional wall or mast mounting (up to 2" Ø). Beam-width: 50° Elevation, 36° Azimuth	\$440.00
139312	Antenna Kit, YAGI, 15 dBi with 3 m coax highly directional wall or mast mounting (up to 2" Ø). Beam-width: 30° Elevation, 34° Azimuth	\$340.00
139313	Antenna Kit, Vehicle Mount, 5 dBi with 5 m coax omni-directional. Mounts in 3/4" Hole.	\$125.00
162178	Antenna extension kit, 5ft	\$395.00
197013	Antenna extension kit, 20 ft	\$425.00
155173	Option kit, tilt stand	\$70.00
171203	Audible alarm Not compatible with battery versions 22436	\$300.00
22436	Cable, Comm DB9F 9 Pin Fem One end stripped and tinned on other end 6' Pin 2 (Brown) Pin 3 (Red) Pin 5 (Yellow) For use with MSI-8004HD serial ports to connect to: Scoreboard displays, printers, computers & other equipment that supports RS-232	\$60.00
183437	Battery, 5V Li-ion battery with USB power ports. Output 5V/3.0A per port (6.0 A max)Rate, 2A per port (4A if both ports are used)	\$190.00
184132 *	8004 option kit, Bluetooth® with SMA antenna	Consult
184131	8004 option kit, WiFi with SMA antenna	\$160.00
187424	8004 option kit, 2nd Xbee with TNC antenna	\$175.00
182224	Power Adapter, 12VDC 5VDC Dual USB Car Charger plus 3 ft USB Cable	\$45.00
Relays		
172500	Expanded Relays Option Kit, four-channel, 3A, 60VPC SSR form C	\$975.00
172501	Expanded Relays Option Kit, eight-channel, 3A 60VPC, SSR form C	\$1,300.00
Consult	Expanded Relays Option Kit, four-channel, 0.9A 200VPC, AC/DC SSR	\$715.00
172502	Expanded Relays Option Kit, eight-channel, 0.9A 200VPC, SSR form C	\$1,140.00
172492	Expanded Relays Option Kit, four-channel, 12A 5V, momentary	\$690.00
172495	Expanded Relays Option Kit, eight-channel, 12A 5V, momentary	\$715.00
172490	Expanded Relays Option Kit, four-channel, 12A 5V, latching relays	\$710.00
171676	Expanded Relays Option Kit, eight-channel, 12A 5V, latching relays	\$765.00

* ScaleConnect app only works with certain Android devices. Please contact Rice Lake for potential applications.

MSI-9850 CellScale™ RF Digital Indicator



Contact MSI for application consultation

Standard Features

- Compatible with MSI-6260CS, MSI-9300 and MSI-9000 CellScale
- Six-digit 1.2 in (30 mm) LED display
- 1.4 in x 2.6 in (36 mm x 67 mm) information LCD display
- 2.4 GHz spread spectrum transceiver
- RS-232 data I/O with real-time clock
- NEMA Type 4, IP65 enclosure
- Power input 85-265 VAC, 47-440 Hz / 130-300 VDC; 8 ft/2.4 m power cable included (NA plug standard)

Options:

- NTEP Certified
- Long range antenna, omni-directional with 9dBi
- Wi-Fi Ethernet connectivity (802.11b)
- Hard wired Ethernet output connection
- Single and dual 4-20 mA output, provides programmable current output
- Bar code scanner
- Setpoint relays, provides up to eight setpoint relay outputs for direct interfacing to external devices
- External audible alarm (activates with setpoint control)
- Universal mounting bracket for either desktop or wall/bulkhead mount
- Optional isolated and non-isolated DC power supplies

Approvals



Specifications

Enclosure:

NEMA Type 4, IP65 milled anodized aluminum with O-ring gaskets
NEMA Type 6, IP67 with optional long-range antenna

Weight:

5.0 lb (2.8 kg)

Keypad:

33 keys—12 key alphanumeric, four cursor keys, seven control keys and 10 user programmable keys. Password protected with lock feature

Weight Display:

Six-digit, 1.2 in (30 mm) high numeric weight LED, four alphanumeric 0.5 in (13 mm) high data LED, six LED function select annunciators, 10 LED annunciators, Low battery LED indicator

Information Display:

1.4 in x 2.6 in (36 x 67 mm) backlit LCD. Capable of 8 lines of 21 characters each backlight selectable On, Off or Automatic

Power Input:

Internal AC/DC power supply: 85-265 VAC, 47-440 Hz/130-300 VDC
Also included: An independent 7-25 VDC power input (requires optional power/switch interface cable)
8 ft/2.4 m power cable included (NA plug standard)

Operating Temperature:

4°F to 158°F (-20°C to 70°C)

Radio Link:

FHSS at 2.4 GHz (up to 64 network selections)

Radio Link Effective Range:

Typically 500 ft (150 m) indoor, 1000 ft (300 m) outdoor with standard antennas.
See optional antennas for longer range.

Standard Antenna:

1/2 wave 2 dBi, articulated

RFI/EMI Shielding:

Exceeds NIST HB44 and CE Standards

Connectors:

RS-232, Turck compatible Pico connector

Warranty:

One-year limited

Approvals:

NTEP CC 05-077

MSI-9850 CellScale™ RF Digital Indicator

Part Number/Price

Part #	MSI Part #	Description	Est. Weight	Price
159625	N/A	MSI-9850 RF remote indicator AC/DC	10 lb (4.5 kg)	\$2,515.00
162035	N/A	MSI-9850 RF remote indicator AC/DC International Power	10 lb (4.5 kg)	\$2,515.00

Options/Accessories

Part #	MSI Part #	Description	Price
141558	10082	External setpoint relay output cable, 6.5 ft/2 m	\$105.00
138358	502513-0001	RS-232, 13 ft/4 m cable with DB-9 connector	\$105.00
176074		Cable, RS-232, serial output, with DB-9 connector, null modem	\$130.00
138625	502598-0001	RF remote controller (control for On/Off, Zero, Tare and other functions. 10 m operating range)	\$310.00
143466	12147	Long-range antenna, omni-directional with 9 dBi gain, includes 10 ft/3 m coaxial cable	\$425.00
197013		Antenna extension kit, 20 ft	\$425.00
Consult	Consult	9 dBi or 14 dBi gain corner reflector antenna	Consult
Consult	Consult	5 dBi gain vehicle/cab mount whip antenna, includes 17 ft/5.2 m coaxial cable	Consult
139032	502835-0001	Hard-wired Ethernet output connection, includes connector	\$355.00
139033	502835-0002	Wi-Fi Ethernet connectivity (802.11b - contact factory for assistance)	\$355.00
138615	Consult	Single 4-20 mA output. Provides programmable current output	\$535.00
138616	Consult	Dual 4-20 mA output	Consult
Consult	Consult	Bar code scanner (several options available)	Consult
Consult	Consult	Internal setpoint relays, provides up to eight setpoint relay outputs for direct interfacing to external devices	Consult
Consult	Consult	Control kit, provides remote I/O relay board for interfacing to setpoints (note: I/O modules not included)	Consult
138628	502599-0001	External audible alarm (activates with setpoint control)	\$380.00
138341	502488-0001	Universal mounting bracket for either desktop or wall / bulkhead mount (specify type)	\$135.00
138351	502499-0001	Vehicle or wall mount bracket stand	\$135.00
138631	502600-0003	Non-isolated 7-25VDC power input, includes 13 ft/4 m non-terminated DC input cable	\$135.00
138632	502600-0004	Isolated 10-36VDC power input, includes 13 ft/4 m non-terminated DC input cable	\$135.00
138633	502600-0005	Isolated 20-72VDC power input, includes 13 ft/4 m non-terminated DC input cable	\$210.00

VIRTUI2®

PC-Based HMI for iQUBE®



Virtui2 is a Windows®-based desktop application that works with iQUBE®2 to replicate simple indicator functionality ideal for system integrators and OEMs wanting to provide a PC-based solution. Load cells are individually monitored and calibrated, making setup easy.

Standard Features

- Web browser-based iQUBE®2 cell status
- Up to four scale systems and one total scale
- Virtual front panel consists of display and five -button keypad
- Primary/secondary units configuration (lb, kg, short tons, metric tons, none)
- RS-232 communications at up to 460 Kbps
- Electronic Data Processing (EDP) port over RS-232 and TCP/IP
- Printer port for output-only, simplex communications
- Two print formats
- Provides iQUBE®2 configuration screen and iQUBE®2 digital I/O configuration
- Supports iQUBE®2 diagnostics with configurable error reporting
- Peak weight history
- Recalibration notification
- Provides local and remote reporting of diagnostics and error conditions
- Concentrated load capacity (CLC)
- Section capacity

Approvals**Specifications****Minimum System Requirements:**

Windows® XP™ or greater
 Serial port, USB to serial converter, or Ethernet TCP/IP for connection to iQUBE2
 Additional serial ports are required for connections to printers/remote displays

Status Annunciators:

Units (lb, kg, short tons (tn), metric tons (t), NONE)
 gross/net, motion, center of zero

Approvals:

NTEP CC 04-058 Classes III and IIIL at 10,000d

Part Number/Price

Part #	Description	Price
108435	VIRTUI2 virtual indicator DEMO CD	N/C
108436	Activation part number requires machine ID and customer's email address	\$500.00

NEW SCT-1100 and SCT-2200

Signal Conditioning Transmitter/Indicator



APPROVALS



SCT1100-AH with Analog Output



APPROVALS



SCT2200 with EtherNet/IP Fieldbus Module

	SCT-1100 Specifications	SCT-2200 Specifications
Power	12/24 VDC, Power Consumption: 70 mA min – 100 mA max	12/24 VDC, Power Consumption: 70 mA min – 100 mA max
Excitation Voltage	5VDC, 120 mA, 8 x 350 Ω	5 VDC, 120 mA, 8 x 350 Ω
Analog Signal Input Range	± 39 mV	± 39 mV
Analog Signal Sensitivity	0.03 µV/graduation minimum 0.3 µV/graduation recommended	0.03 µV/graduation minimum 0.3 µV/graduation recommended
A/D Sample Rate	Four channel A/D 24-bit sigma-delta conversion, up to 200 conv./sec. auto select	One channel A/D 24-bit sigma-delta conversion, up to 200 conv./sec. auto select
Resolution	Internal resolution: 1.5 million counts Weight display resolution: 800,000	Internal resolution: 1.5 million counts Weight display resolution: 800,000
Digital Inputs/Outputs	Two inputs: 12/24 VDC Two outputs: 150 mA 48 VAC/ 150 mA 60 VDC	Two inputs: 12/24 VDC Two outputs: 150 mA 48 VAC/ 150 mA 60 VDC
Serial Port	(1) RS-485, (1) RS-232	(1) RS-485, (1) RS-232
Analog Output (if equipped)	Opt isolated, 16-bit 0-20mA, 4-20mA (Maximum 350 ohm) 0-5VDC, 0-10VDC (Minimum 10,000 ohm)	Opt isolated, 16-bit 0-20mA, 4-20mA (Maximum 350 ohm) 0-5VDC, 0-10VDC (Minimum 10,000 ohm)
Display	Six-digit 0.51 in (13 mm), red LED Annunciators: Net, center of zero, stability	Six-digit 0.31 in (8 mm), red LED Annunciators: Net, center of zero, stability
Keyboard	Five key, membrane panel, tactile feel Zero (Down), Tare (Up), Mode (Right), Print (Enter), C (On/Off)	Five key, tactile feel Zero (Down), Tare (Up), Mode (Right), Print (Enter), C (On/Off)
Temperature & Humidity	Working Temperature: -15° C to 40° C (5° F to 104° F) Humidity: 85% non-condensing	Working Temperature: -10° C to 50° C (14° F to 122° F) Humidity: 85% non-condensing
Dimensions (W x H x D)	4.17 in x 3.54 in x 2.28 in (106 mm x 90 mm x 58 mm)	0.98 in x 4.52 in x 4.72 in (25 mm x 115 mm x 120 mm)
Weight	1 lb (0.5 kg)	1 lb (0.5 kg)
Rating/Material	NEMA Type 1 plastic pluggable connectors	NEMA Type 1 plastic pluggable connectors
Warranty	One-year limited warranty	One-year limited warranty

Standard Features

- Up to four independent scales or four load cell inputs
- Quick menu for real and theoretical calibration
- Red LED display (13mm) and six LEDs show active functions
- Standard DIN rail-mounting with power supply and enclosures
- Configurable calibration and setup parameters from keyboard
- Up to three calibration linearization points or three from the keyboard
- Reading of the net, gross and tare weights, clearing, semi-automatic and presettable tare, scale switch, setting of outputs application thresholds
- Diagnostic information via serial port, message display, printing, setting of APW in counting mode, simulation of key pressure

Standard Features

- HUB Mode connects up to 16 transmitters to one fieldbus
- Quick menu for real and theoretical calibration
- Web browser weight monitoring and calibration over EtherNet/IP, Profinet and Modbus TCP network
- Red LED display with six-digits (8 mm) and six LEDs show active functions
- Standard DIN rail- mounting with power supply and enclosures
- Configurable calibration and setup parameters from keyboard
- Up to three calibration linearization points or three from the keyboard
- Reading of the net, gross and tare weights, clearing, semi-automatic and presettable tare, scale switch, setting of outputs application thresholds
- Diagnostic information via serial port, message display, printing, setting of APW in counting mode, simulation of key pressure, Modbus RTU
- Double RS-485 port for a quick network connection
- Printer management on second serial port available
- Multi-range function allows for subdividing the scale capacity in two, each up to 3,000 divisions

NEW SCT-3300

Signal Conditioning Transmitter/Indicator



SCT-3300 Specifications

Power	Input: 20-28VDC Power consumption: 8W
Excitation Voltage	10VDC, 170 mA, 6 x 350 Ω
Analog Signal Input Range	3.5 to 24 mV
Analog Signal Sensitivity	0.1 μ V/graduation minimum 1.0 μ V/graduation recommended
A/D Sample Rate	300Hz
Resolution	System linearity: \pm 0.01% full scale
Analog Output (if equipped)	Optoisolated 0-20 mA, 4-20 mA (max 300 ohm) 0-10 VDC (min 10,000 ohm)
Temperature & Humidity	Working temperature: 14°F to 122°F (-10°C to 50°C) Humidity: 85% non-condensing
Dimensions (W x H x D)	4.56 in x 3.72 in x 2.4 in (114 mm x 93 mm x 60 mm)
Weight	0.5 lb (0.2 kg)
Rating/Material	DIN rail mount: NEMA Type 1
Warranty	One-year limited warranty

Standard Features

- Powers up to six (350 ohm) load cells in parallel
- Analog amplifier and transmitter
- Analog output: 0-20 mA, 4-20 mA, 0-10 V
- Mounting on Omega/DIN rail for back panel or junction box
- IP67-rated enclosed versions

NEW SCT-10 and SCT-20

Signal Conditioning Transmitter/Indicator



SCT-10 in Plastic Enclosure

APPROVALS



APPROVALS



	SCT-10 Specifications	SCT-20 Specifications
Power	Input: 12 -24 VDC Power consumption: 5W	Input: 12 -24 VDC Power consumption: 5W
Excitation Voltage	5 VDC, 120 mA, 8 x 350 Ω	5 VDC, 120 mA, 8 x 350 Ω
Analog Signal Input Range	± 19.5 mV	±39 mV
Analog Signal Sensitivity	0.1 µV/graduation minimum 1.0 µV/graduation recommended	0.1 µV/graduation minimum 1.0 µV/graduation recommended
A/D Sample Rate	80 Hz	300 Hz
Resolution	Internal resolution: 16 million counts Weight display resolution: 999,999 System linearity: ± 0.01% full scale	Internal resolution: 16 million counts Weight display resolution: 999,999 System linearity: ± 0.01% full scale
Digital Inputs/Outputs	2 inputs 5-24VDC, 2 outputs 24VDC/60 mA N.O. or N.C. (solid state)	2 inputs 5-24VDC, 3 outputs 115VDC/150 mA N.O. or N.C. (dry contact)
Serial Port	RS-485 or RS-232 simplex supports up to 115,200 bps	RS-485 or RS-232 simplex supports up to 115,200 bps
Analog Output	Optoisolated, 16 bit 0-20 mA, 4-20 mA (max 300 ohm) 0-10 VDC, 0-5 VDC, -10 to 10VDC, 5 to 5VDC, (min 10,000 ohm)	Optoisolated, 16 bit 0-20 mA, 4-20 mA (max 300 ohm) 0-10 VDC, 0-5 VDC (min 10,000 ohm)
Display	0.3 in (8 mm), 6-digit, 7-segment LED Annunciators: Net, center of zero, stability, KG, G, LB Annunciators test status of inputs/outputs	0.3 in (8 mm), 6-digit, 7-segment LED Annunciators: Net, center of zero, stability, KG, G, LB
Keyboard	Four-key membrane panel, tactile feel Zero, Tare, Print, Menu, Escape, Left and Up navigation, Enter	Four-key membrane panel, tactile feel Zero, Tare, Print, Menu, Escape, Left and Up navigation, Enter
Temperature & Humidity	Working temperature: -4° F to 140° F (-20° C to 60° C) Humidity: 85% non-condensing	Working temperature: -4° F to 140° F (-20° C to 60° C) Humidity: 85% non-condensing
Dimensions (W x H x D)	DIN Rain Mount (W x H x D): 4.84 in x 3.62 in x 1.96 in (123 mm x 92 mm x 50 mm) IP67 Enclosure (W x H x D): 6.69 in x 5.51 in x 3.74 in (170 mm x 140 mm x 95 mm)	SCT converter (W x H x D): 0.98 in x 4.52 in x 4.72 in (25 mm x 115 mm x 120 mm)
Weight	1 lb (0.5 kg)	1 lb (0.5 kg)
Rating/Material	DIN rail mount: NEMA Type 1 Sealed enclosure: NEMA Type 4/IP67, plastic enclosure, clear cover, six PG9 cord grips	SCT enclosure: NEMA Type 1 plastic pluggable connectors
Warranty	One-year limited warranty	One-year limited warranty

Standard Features

- Converts digital weight to analog output
- Sums four input channels in parallel
- Theoretical calibration, real-weigh calibration, linearity calibration
- Push button or preset tare
- Full-scale analog output with zero setting and PLC correction of analog signal
- Displays weight, configuration, calibration and error conditions
- DIN-rail mounting, suitable for back panel
- Two digital inputs, two digital outputs
- One serial port, RS-232 simplex and RS-485 connection
- Supports ASCII or MODBUS-RTU protocols
- CD manual

Standard Features

- Space saving, vertical shape with DIN-rail mounting
- Displays weight, configuration, calibration and error conditions
- Theoretical calibration, real-weigh calibration, linearity calibration
- Push button or preset tare
- Converts digital weight to analog output or optional DeviceNet™ or Profibus™ or EtherNet/IP™ protocol
- Supports ASCII or MODBUS-RTU protocols
- Full-scale analog output with zero setting and PLC correction of analog signal
- Bit swapping selection for little endian and big endian format
- Two digital inputs, three digital outputs
- One serial port, RS-232 simplex and RS-485 connection
- CD manual

NEW SCT-30 and SCT-40

Signal Conditioning Transmitter/Indicator



APPROVALS



SCT converter
with analog output



APPROVALS



	SCT-30 Specifications	SCT-40 Specifications
Power	Input: 12 -24 VDC Power consumption: 3W	Input: 12 -24 VDC Power consumption: 5W
Excitation Voltage	5 VDC, 120 mA, 8 x 350 Ω	5 VDC, 240 mA, 16 x 350 Ω
Analog Signal Input Range	± 39 mV	±39 mV
Analog Signal Sensitivity	0.1 µV/graduation minimum 1.0 µV/graduation recommended	0.1 µV/graduation minimum 1.0 µV/graduation recommended
A/D Sample Rate	300 Hz	600 Hz
Resolution	Internal resolution: 16 million counts System linearity: ± 0.01% full scale	Internal resolution: 16 million counts Weight display resolution: 999,999 System linearity: ± 0.01% full scale
Digital Inputs/Outputs	N/A	3 inputs 5-24 VDC, 5 outputs, 115 VAC/150 mA
Serial Port	RS-485	RS-485 or RS-232 simplex supports up to 115,200 bps
Analog Output (if equipped)	Optoisolated, 16 bit 0-20 mA, 4-20 mA (max 300 ohm) 0-10 VDC, 0-5 VDC (min 10,000 ohm)	Optoisolated, 16 bit 0-20 mA, 4-20 mA (max 300 ohm) 0-10 VDC, 0-5 VDC (min 10,000 ohm)
Display	Eight-digit alphanumeric tow line LCD, 5 mm high	Backlit graphic LCD, transmissive 128 x 64 pixel resolution, 60 x 32 mm visible area
Keyboard	Control knob and DIP switches	Five-key tactile keypad Test, Zero, Tare, Print Menu, Escape, Left and Up, Navigator, Enter
Temperature & Humidity	Working temperature: -4° F to 140° F (-20° C to 60° C) Humidity: 85% non-condensing	Working temperature: -4° F to 140° F (-20° C to 60° C) Humidity: 85% non-condensing
Dimensions (W x H x D)	SCT converter (W x H x D): 3.54 in x 3.74 in x 2.36 in (90 mm x 95 mm x 60 mm) IP67 enclosure (W x H x D): 6.69 in x 5.51 in x 3.74 in (170 mm x 140 mm x 95 mm)	SCT converter (W x H x D): 5.82 in x 3.62 in x 2.36 in (148 mm x 92 mm x 60 mm)
Weight	1 lb (0.5 kg)	1 lb (0.5 kg)
Rating/Material	DIN rail mount: NEMA Type 1 Sealed enclosure: NEMA Type 4/IP67, plastic enclosure, clear cover, six PG9 cord grips	DIN rail mount: NEMA Type 1 Sealed enclosure: NEMA Type 4/IP67, plastic enclosure, clear cover, six PG9 cord grips
Warranty	One-year limited warranty	One-year limited warranty

Standard Features

- LCD display, 5 mm, eight digits
- Powers up to eight (350 ohm) load cells in parallel (with a 24-bit A/D converter)
- A/D converter 24-bit 4.8 kHz
- 16-bit analog output: 0-20 mA, 4-20 mA, 0-5 V, 0-10 V, ±5 V, and ±10 V
- Mounting on Omega/DIN rail for back panel or junction box
- IP67-rated enclosed versions
- Diagnostic message for load cell disconnect and over capacity errors

Standard Features

- LCD display, 60 x 32 mm
- Supports up to eight independent reading channels for load cells
- Displays weight, configuration, calibration and error conditions
- DIN rail mounting
- Theoretical calibration, real-weight calibration and error conditions
- Push button or preset tare
- Converts digital weight to analog output or optional DeviceNet™, Profibus™ or EtherNet/IP™ protocols
- Supports ASCII or MODBUS RTU protocols
- Full scale analog cut put with zero setting and PLC correction of analog signal
- Bit swapping selection for little endian and endian format
- Three digital inputs, five digital outputs
- One serial port, RS-232 simplex and RS-485 connection
- CD manual

NEW

SCT-1000, 1100, 2200, 3300, 10, 20, 30 and 40

Signal Conditioning Transmitter/Indicator

SCT-1000

Part Number/Price

Part #	Description	Est. Weight	Price
188483	SCT-1000 converter RS 232/485 to Ethernet TCP/IP and Modbus TCP	1 lb	\$375.00

SCT-1100

Part Number/Price

Part #	Description	Est. Weight	Price
182588	Indicator, SCT-1100-AN four load cell input with Analog Output	1 lb	\$385.00
197011	Indicator, SCT-1100-AN four load cell input with Analog Output in plastic enclosure	1 lb	\$550.00

SCT-2200

Part Number/Price

Part #	Description	Est. Weight	Price
Transmitters			
182587 *	Indicator, SCT-2200 for scale input to be used with fieldbus module	1 lb	\$270.00
182589	Indicator, SCT-2200-AN with Analog Output	1 lb	\$385.00
Fieldbus			
182592	Fieldbus, SCT-2200, Profinet Module	1 lb	\$470.00
182594	Fieldbus, SCT-2200, Wi-Fi Module	1 lb	\$460.00
194343	Fieldbus, SCT-2200, Ethernet TCP/IP and WiFi	1 lb	\$470.00
182593	Fieldbus, SCT-2200, Profibus Module	1 lb	\$300.00
182591	Fieldbus, SCT-2200, EtherNet/IP Module	1 lb	\$470.00
182596	Fieldbus, SCT-2200, DeviceNet Module	1 lb	\$470.00
182598	Fieldbus, SCT-2200, EtherCAT Module	1 lb	\$470.00
182597	Fieldbus, SCT-2200, CANopen Module	1 lb	\$470.00
196694	Fieldbus, SCT-2200, Modbus TCP Module	1 lb	\$470.00
182599	Cable with RJ45 plugs, 6 in length	1 lb	\$10.00

**How to Order the SCT-2200*

Order SCT-2200 transmitter.

Order fieldbus module (HUB mode connects up to 16 transmitters to one fieldbus module).

Order cables: (Number of SCTs — 1) + (1 for Fieldbus).

SCT-3300

Part Number/Price

Part #	Description	Est. Weight	Price
Transmitters			
188725	Indicator, SCT-3300 four load cell input with Analog Output	1 lb	\$290.00

Power Supply

Part Number/Price

Part #	Description	Est. Weight	Price
88792	12VDC 1.2A DIN rail mounted power supply	1 lb	\$130.00
119244	24VDC 1.3A DIN rail mounted power supply	1 lb	\$150.00

SCT-10

Part Number/Price

Part #	Description	Est. Weight	Price
129393	SCT-10 converter with Analog Output	1 lb	\$400.00
129394	SCT-10 converter with Analog Output in enclosure	1 lb	\$550.00
131129	Installation manual	1 lb	\$25.00

SCT-20

Part Number/Price

Part #	Description	Est. Weight	Price
129396	SCT-20 converter with Analog Output	1 lb	\$400.00
129397	SCT-20 converter with DeviceNet™	1 lb	\$600.00
129558	SCT-20 converter with Profibus™ DP	1 lb	\$600.00
129398	SCT-20 converter with EtherNet/IP™	1 lb	\$750.00
132534	SCT-20 converter with Ethernet TCP/IP™	1 lb	\$750.00
156903	SCT-20 converter with Modbus/TCP	1 lb	\$750.00
131128	Installation manual	1 lb	\$25.00
NTEP Approved			
162883	SCT-20 converter with Analog Output	1 lb	\$475.00
162886	SCT-20 converter with EtherNet/IP single port	1 lb	\$825.00
162887	SCT-20 converter with Ethernet TCP/IP	1 lb	\$825.00

EtherNet/IP and Modbus output changed to Dual Port in 2019.

NTEP versions are still Single Port.

SCT-30

Part Number/Price

Part #	Description	Est. Weight	Price
156794	SCT-30 converter with Analog Output	1 lb	\$325.00
156834	SCT-30 converter with Analog Output in enclosure	1 lb	\$475.00
131129	Installation manual	1 lb	\$25.00

SCT-40

Part Number/Price

Part #	Description	Est. Weight	Price
170470	SCT-40 with Analog Output	1 lb	\$595.00
170471	SCT-40 with DeviceNet	1 lb	\$850.00
170472	SCT-40 with Profibus	1 lb	\$850.00
170473	SCT-40 with EtherNet/IP	1 lb	\$850.00
170474	SCT-40 with Ethernet TCP/IP	1 lb	\$795.00
170475	SCT-40 with Modbus TCP	1 lb	\$850.00
170476	SCT-40 with Profinet I/O	1 lb	\$850.00
131128	Installation manual	1 lb	\$25.00

EtherNet/IP and Modbus output changed to Dual Port in 2019

Relays and Racks

Input/Output Components



OPTO 22 G4 PN45408
(6.10 x 1.20 in)



OPTO 22 G4 PN33206
(10.00 x 3.25 x 2.32 in)

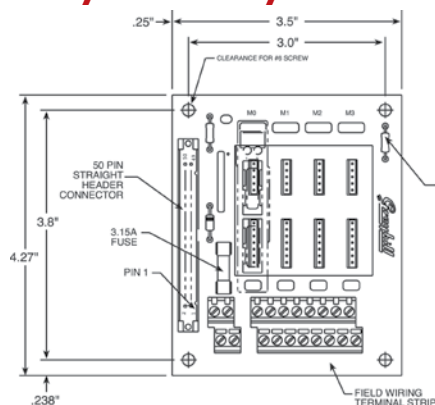


OPTO 22 G4 PN33205
(7.50 x 6.25 x 2.32 in)

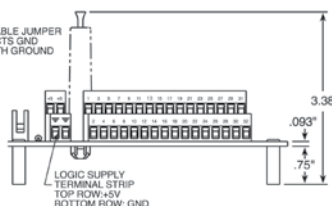
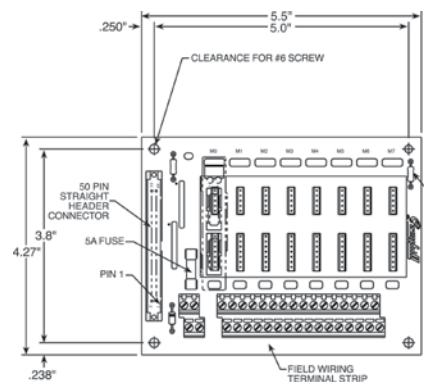


OPTO 22 G4 PN15973
(3.25 x 3.25 x 2.32 in)

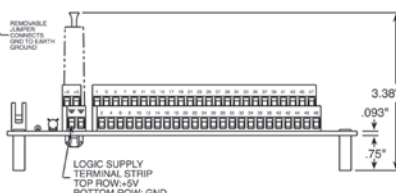
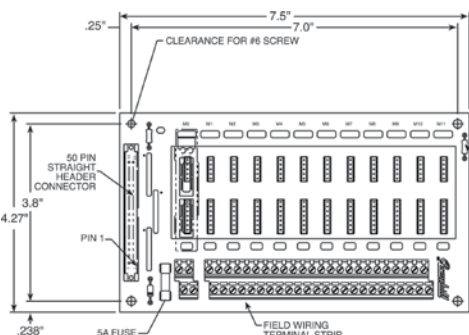
Grayhill Relays and Racks



8-channel relay rack



16-channel relay rack



24-channel relay rack

Input and Output Components/ Grayhill and OPTO 22 Relays and Racks

Part Number/Price

Part #	Description	Price
Input/Output Component		
43942	Allen-Bradley® multi-function relay with digital display	\$415.00
29616	Dayton multi-function relay	\$205.00
Other Relays		
15952	Eight-pin octal relay, AC/DC output, 10A, 120VAC coil	\$54.00
15960	Eight-pin octal relay, AC/DC output, 10A, 6VDC coil	\$30.00
15961	Eight-pin octal socket	\$20.00
Grayhill Relays and Racks		
52332	Two-channel input relay, 2.5-28VDC	\$45.00
52318	Two-channel input relay, 120VAC	\$45.00
52319	Two-channel input relay, 240VAC	\$45.00
52331	Two-channel input relay, 10-32VDC	\$45.00
52316	Two-channel output relay, 120-140VAC at 2 amp	\$45.00
52317	Two-channel output relay, 240-280VAC at 2 amp	\$45.00
71376	Two-channel output relay, 3-60VDC t 1 amp	\$65.00
71377	Two-channel output relay, 0-200VDC/VAC at 1.5A/10W (dry contact)	\$85.00
52331	Two-channel input relay, 10-32VDC	\$45.00
84698	Two-channel output relay, inductive load, 120-140VAC at 2A	\$65.00
84699	Two-channel output relay, inductive load, 240-280VAC at 2A	\$65.00
52312	Eight-channel relay rack, 920i panel mount, wall mount requires 50-pin connector (4 slots)	\$165.00
52314	16-channel relay rack, 920i panel mount, wall mount requires 50-pin connector (8 slots)	\$245.00
52315	24-channel relay rack, 920i panel mount, wall mount requires 50-pin connector (12 slots)	\$375.00
46189	Jumper strap, 10 position for Grayhill	\$5.00
108396	Digital input 5VDC, 15-30VAC/10-32VDC	\$35.00
108397	Digital output 5VDC, 3-60VDC	\$35.00
70780	Cable, 50-pin flat ribbon for digital I/O, 24 in	\$50.00
70779	Cable, 50-pin round ribbon for digital I/O with cord grip, 60 in	\$155.00
72442	Cable, 50-pin round ribbon for digital I/O without cord grip, 60 in	\$150.00
93577	Cable, 50-Pin flat ribbon for digital I/O, 31 in	\$65.00
94384	Cable, 50-Pin flat ribbon for digital I/O, 50 in	\$65.00

OPTO 22 Relays and Racks

Part #	Description	Price
15969	G4IDC5 10-32VDC Input relay module, white (N/O)	\$35.00
15970	G40DC5R dry contact 100VDC/1.5A output, red (N/O)	\$35.00
22848	G40DC5R5 dry contact 100VDC/1.5A output, red (N/C)	\$35.00
15971	G40AC5 115VAC Output relay module, black (N/O)	\$35.00
15972	G4IAC5 115VAC Input relay module, yellow (N/O)	\$35.00
22847	G40AC5A5 115/230VAC Output relay module, black (N/C)	\$35.00
36632	G40AC5A 115/230VAC Output relay module, black (N/O)	\$35.00
36631	G4IAC5A 230VAC Input relay module, yellow (N/O)	\$35.00
26834	Fuse, 1A 250V (for PN 15970 and PN 22848)	\$7.50
21735	Fuse, 4A 250V (for PN 15971, PN 22847 and PN 36632)	\$10.00
16478	Quencharc® arc suppressor	\$11.00
101923	Remote relay box, does not include relay	\$235.00
15973	Four-channel relay rack, 3.25 in x 3.25 in x 2.32 in	\$100.00
45408	Four-channel relay rack 6.1 in x 1.2 in (non UL)	\$150.00
33206	16-channel relay rack, 10 in x 3.25 in x 2.32 in	\$185.00
33205	24-channel relay rack, 7.5 in x 6.25 in x 2.32 in	\$315.00
99032	Adapter plate, for four-channel Opto rack 33490	\$5.00
155253	Board assembly, DWM IV, eight-channel, Opto 22 GU series compatible, (non UL)	\$155.00
Relay Boards Fixed Dry Contact Relay		
30549	2-channel 120-240VAC or 30VDC/5A	\$150.00
15959	4-channel 120-240VAC or 30VDC/5A	\$250.00
29615	Board, relay mounting 1-channel (requires DIN rail for mounting (non UL)	\$87.00

Explosive Environment Equipment Policy

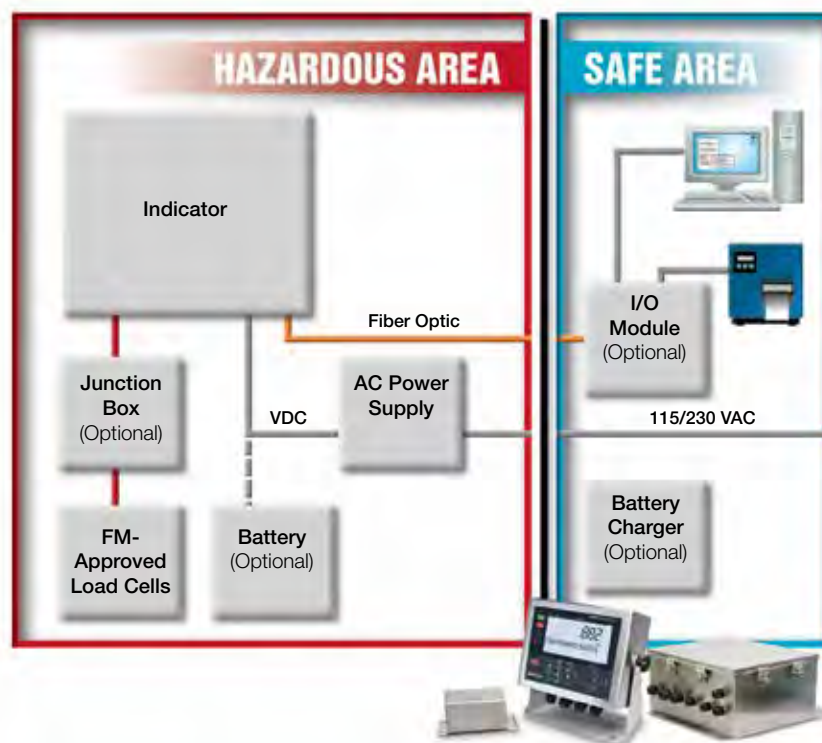


Caution: The equipment contained within this Explosive Environment section requires greater attention to specification and installation guidelines. Improper specification, installation or service of these products can result in loss of equipment or serious injury.

Rice Lake Weighing Systems has assembled the very best intrinsically safe and explosion-proof equipment. In order to properly specify, install and service this equipment, it is necessary that our distributors understand and appreciate the possible risks involved.

Persons involved in selection and installation of intrinsically safe equipment should have knowledge of but not limited to the following:

- Explosive environment designations: Class, Division and Group
- Standards and codes applicable to hazardous environment equipment
- Equipment liability
- Theory of intrinsically safe, explosion-proof and purged systems
- Equipment specification guidelines
- Proper installation procedures
- Service precautions
- NFPA 70, "National Electrical Code (NEC) Handbook"
- NFPA 496, "Classification of Gases, Vapors, and Dusts for Electrical Equipment in Hazardous (Classified) Locations"
- ANSI/UL 913, "Standard for Intrinsically Safe Apparatus and Associated Apparatus for use in Class I, II and III, Division 1 Hazardous Locations"
- ANSI/ISA RP 12.6, "Installation of Intrinsically Safe Instrument Systems for Hazardous (Classified) Locations"
- FM Approval Standard 3610, "Approval Standard, Intrinsically Safe Apparatus and Associated Apparatus for use in Class I, II and III, Division 1 Hazardous Locations"
- FM Approval Standard 3615, "Approval Standards, Explosion Proof Electrical Equipment"
- "Electrical Installations in Hazardous Locations"



Plant Safety Engineers and Certified Electricians should always be involved in the specification and installation of any explosive environment equipment.

Please see Hazardous Area Classification on page 553 for assistance in selecting hazardous area control equipment for your application requirements.

Hazardous Area ClassificationFor PDF version visit www.ricelake.com

For assistance in selecting hazardous area control equipment for your application requirements, please complete this form and submit, along with a description of the application, to:

Rice Lake Weighing Systems

Attn: Hazardous Environment

230 West Coleman Street

Rice Lake, WI 54868

Telephone: 715-234-9171 • Fax: 715-234-6967



RLWS File #: _____	Date: _____	For Rice Lake Office Use Only
Sales Order #: _____	Checked By: _____	
Equipment PN#(s) & Serial Number(s): _____		
Factory Mutual Not Applicable _____	(International Orders Only) _____	

RICE LAKE CUSTOMER INFORMATION:

Rice Lake Customer Name: _____ Customer Number: _____

Address: _____

City: _____ State: _____ Zip: _____

Telephone: (_____) _____ Fax: (_____) _____

Contact Name: _____
(Printed name) (Signature) (Date)Authorized Signature: _____
(Printed name) (Signature) (Date)**END USER INFORMATION:**

End User Company Name: _____

Address: _____

City: _____ State: _____ Zip: _____

Telephone: (_____) _____ Fax: (_____) _____

Contact Name: _____
(Printed name) (Signature) (Date)Authorized Signature: _____
(Printed name) (Signature) (Date)

Title: _____

(The following information is to be defined and completed by the END USER'S plant safety engineer or other authorized party)		
Hazardous Area Classification: Class _____, Division _____, Group _____, Temperature Class _____		
Zone _____, Group _____, Temperature Class _____		
Specific Hazard/Material (please print): _____		
Defining Individual: _____	(Signature)	(Date)
Defining Authority (Title): _____		

Please retain a copy of this completed form for your records.

Explosive Environment Solutions



Caution: The equipment contained within this Explosive Environment section requires greater attention to specification and installation guidelines. Improper specification, installation or service of these products can result in loss of equipment or serious injury.

EXPLOSION PROOF SYSTEM

What is an explosion-proof indicator?

It is simply a digital weight indicator enclosed in a special case. The purpose of an explosion-proof indicator is not, as the name suggests, to protect the indicator. Instead, the case prevents any explosion WITHIN the case from causing subsequent fire or explosion in the surrounding atmosphere.

For example, in a grain elevator application, combustible dusts (Class II hazardous atmosphere) may be present. A spark in a non-explosion-proof indicator could ignite an elevator-wide explosion. However, with an explosion-proof indicator, the spark (or even an explosion) is contained within the case. The hazardous atmosphere cannot be ignited, and the elevator is protected.

ADVANTAGES

- Explosion containment
- Requires low maintenance
- No electronics
- No moving parts

DISADVANTAGES

- Cannot indicate failure of containment capability
- Cost of protection per cubic foot increases with enclosure size
- Promotes condensation
- Cumbersome, limited access
- Causes harmful heat buildup
- Limited sizes
- Bulky designs
- Excessive weight

PURGE SYSTEM

Purged systems are ideal for hazardous environments and use positive pressure to prevent particles, gases and fibers from entering the controller enclosure. As an added safeguard, a differential pressure switch automatically cuts off power when the pressure falls below the acceptable level. Type X, Y and Z purging hardware is available that meets National Fire Protection Association (NFPA) article 496 guidelines.

The three configurations are as follows:

Type X Pressurizing: Reduces the classification within the protected enclosure from Division 1 to Safe.

Type Y Pressurizing: Reduces the classification within the protected enclosure from Division 1 to Division 2.

Type Z Pressurizing: Reduces the classification within the protected enclosure from Division 2 to Safe.

ADVANTAGES

- Reduces heat buildup
- Inhibits metal corrosion
- Requires low maintenance
- Increases equipment longevity
- Allows fast access to equipment
- Reduces moisture and dust buildup
- Reduces classification within enclosure
- Continuous system status indication
- Protects enclosures up to 450 cubic feet
- Allows use of any enclosure shape
- Cost of protection per cubic foot decreases with enclosure size

DISADVANTAGES

- Contains moving parts
- Requires instrument air supply
- Some systems contain electronics
- Some systems require electrical power

INTRINSICALLY SAFE BARRIER SYSTEM

Intrinsically safe load cells and safety barriers take the explosion proof principle a step further. Intrinsic safety ensures the indicator's electrical wiring and components are, by design, incapable of releasing enough energy to ignite flammable or combustible atmospheric mixtures in their most easily ignitable concentrations. In short, an intrinsically safe device eliminates the conditions for an explosion, no matter what the circumstances.

ADVANTAGES

- Limits energy to device
- Requires low maintenance
- No moving parts
- Ideal for sensors

DISADVANTAGES

- One barrier is required for each conductor
- Project cost increases with number of conductors
- Offers no protection against heat, moisture and dust
- Requires protection or installation in nonclassified area
- 24VDC, 50mA maximum power and signal strength limit

Hazardous Atmospheres (for reference only)

Hazardous atmospheres are divided into three general classes and two divisions:

CLASS I:

Flammable gases or vapors

CLASS II:

Combustible dusts

CLASS III:

Ignitable fibers or flyings

DIVISION 1:

Hazard exists under normal conditions

DIVISION 2:

Hazardous material is handled, processed or stored. Hazard is not normally present, but may be released due to accident or equipment malfunction.

CLASS I:

Flammable gases or vapors

CLASS I, GROUP A:

- Acetylene

CLASS I, GROUP B:

- Acrolein (inhibited)
- Arsine
- Outadiene
- Ethylene oxide
- Hydrogen
- Manufactured gases containing more than 30% hydrogen by volume
- Propylene oxide
- Propyl nitrate

CLASS I, GROUP C:

- Acetaldehyde
- Allyl alcohol
- N-butyraldehyde
- Carbon monoxide
- Crotonaldehyde
- Cyclopropane
- Diethyl ether
- Diethylamine
- Epichlorohydrin
- Ethylene
- Ethylenimine
- Ethyl mercaptan
- Ethyl sulfide
- Morpholine
- 2-nitropropane
- Tetrahydrofuran
- Unsymmetrical dimethyl hydrazine
- (UMDH 1, 1-dimethyl hydrazine)

CLASS I, GROUP D:

- Acetic acid
- Acetone
- Acrylonitrile
- Ammonia
- Benzene
- Butane
- 1-butanol (butyl alcohol)
- 2-butanol (secondary butyl alcohol)
- N-butyl acetate
- Isobutyl acetate
- Di-isobutylene
- Ethane
- Ethanol (ethyl alcohol)
- Ethyl acetate
- Ethyl acrylate (inhibited)
- Ethylene diamine (anhydrous)
- Ethylene dichloride
- Ethylene glycol monomethyl ether
- Gasoline
- Heptanes
- Hexanes
- Isoprene
- Isopropyl ether
- Mesityl oxide
- Methane (natural gas)
- Methanol (methyl alcohol)
- 3-methyl 1-butanol (isoamyl alcohol)
- Methyl ethyl ketone
- 2-methyl 1-propanol (isobutyl alcohol)
- 2-methyl 2-propanol (tertiary butyl alcohol)
- Petroleum naphtha
- Pyridine
- Octanes
- Pentanes
- 1-pentanol (amyl alcohol)
- Propane
- 1-propanol (propyl alcohol)
- 2-propanol (isopropyl alcohol)
- Propylene
- Styrene
- Toluene
- Vinyl acetate
- Vinyl chloride
- Xylenes

CLASS II:

Combustible Dusts

CLASS II, GROUP E

Atmospheres containing:

- Aluminum, magnesium or their commercial alloys
- Metals of similarly hazardous characteristics with a resistivity of 100 ohms per centimeter

CLASS II, GROUP F

Atmospheres containing:

- Carbon black, charcoal, coal or coke dusts containing more than 8 percent total volatile material
- Dusts sensitized by other materials, presenting an explosion hazard and having a resistivity greater than 100 ohms per centimeter and equal to or less than 100 megohms per centimeter

CLASS II, GROUP G

Atmospheres containing:

- Flour
- Starch
- Grain
- Combustible plastics or chemical dusts having resistivity greater than 1 megohm per centimeter

CLASS III:

Ignitable Fibers or Flyings

Atmospheres containing:

- Rayon
 - Cotton
 - Other textiles
- Combustible fiber manufacturing and processing plants such as:

- Cotton gins
- Cottonseed mills
- Flax processing plants
- Clothing manufacturing plants
- Sawmills
- Other woodworking locations.

Easily ignitable fibers including:

- Rayon
- Cotton (including cotton linters and cotton wastes)
- Sisal or henequen
- Istle
- Jute
- Hemp
- Tow
- Cocoa
- Oakum
- Baled waste kapok
- Spanish moss
- Excelsior
- Sawdust
- Wood chips

NEW 882IS/882IS Plus

Intrinsically Safe Digital Weight Indicator



Standard Features

- 0.8 in, seven-digit, seven-segment LCD display with white LED backlight
- Stainless steel IP66 enclosure
- T4 temperature rating
- Automatic zero and span temperature compensation
- Excitation for four 350-ohm or eight 700-ohm load cells
- Tilt stand
- Numeric keypad (882IS Plus only)
- Duplex fiber optic interface
- Power ON/OFF; battery save mode
- I/O module option: one serial port, optional analog output, optional fieldbus cards, Ethernet TCP/IP
- Time & date (requires I/O module)
- FM Entity Approved for use in hazardous locations per Rice Lake Weighing Systems control drawing file number 180948

Approvals



Rice Lake Weighing Systems® warrants that all Rice Lake Weighing Systems intrinsically safe (IS) equipment and systems installed by a qualified electrician will operate per written specifications as confirmed by the distributor/OEM and accepted by Rice Lake Weighing Systems. All systems and components are warranted against defects in materials and workmanship for one year. All Rice Lake Weighing Systems intrinsically safe equipment carries a Factory Mutual approval and is documented on various control drawings. Each device is manufactured by a Rice Lake Weighing Systems factory authorized personnel. To preserve the warranty and Factory Mutual approval, all repairs or replacement of circuit boards or components housed within the enclosures must be performed by Rice Lake Weighing Systems factory authorized personnel.



CAUTION! The equipment contained within this Explosive Environment section requires greater attention to specification and installation guidelines. Improper specification, installation or service of these products can result in loss of equipment or serious injury.

Specifications

Load Cell Excitation:

3.0 VDC at 87.5 Ω , 4.6 VDC at 700 Ω

Load Cell Current:

34 mA (4 x 350 Ω load cells) or (8 x 700 Ω load cells)

Load Cell Cabling:

Four and six-wire with remote sensing (recommended)

Analog Signal Input Range:

0.6 mV/V - 4.0 mV/V

Analog Signal Sensitivity:

0.2 μ V/graduation minimum
1.5 μ V/graduation recommended

Conversion Rate:

60 updates/second

Resolution:

10,000 displayed graduations (NTEP Certified),
1,000,000 expanded
The maximum number of allowed graduations will vary by application

Display Increments:

1, 2, 5

Display:

Seven-digit, seven-segment LCD display 121 x 24 dot matrix messaging area with white LED backlight

Decimal Point:

Configurable with dead zeros

Unit Switching:

Configurable for two units of measurement with front panel operation with conversion for tare and setpoint values

Front Panel Control Switches:

882IS: Zero, Gross/Net, Tare, Print, Units Conv, Start, Stop
882IS Plus: Zero, Gross/Net, Tare, Print, Units Conv, Start, Stop, Full numeric keypad

Front Panel:

Ten-button plus power button flat membrane panel

Front Panel Annunciators:

Center Zero, Gross, Net, Motion, lb, kg, oz, g

Motion Band:

Configurable to ± 1 or ± 3 graduations,
1 second delay (or Off)

Power Input:

5.8-7.9 VDC, 100-175 mA
Maximum power consumption 0.25 watts

Operating Temperature:

14° F to 104° F (-10° C to 40° C) legal

Electrical Operating Temperature:

14° F to 104° F (-10° C to 40° C) legal

Rating/Material:

Stainless steel IP66 enclosure

Optional Battery:

Operating times: 4 x 350 Ω = 60 hrs.
1 x 350 Ω = 80-100 hrs. Charging times: 8-10 hrs

Weight:

6.1 lb (2.8 kg)

Warranty:

One-year limited warranty

Intrinsic Safety:

FM/cFM:
Class I, II, III, Division 1, Groups ABCDEFG T4
Class I, Zone 0 AEx/Ex ia IIC T4 Ga
Zone 20 AEx/Ex ia IIIC T135°C Da
Ta = -10°C to +40°C (14°F to 104°F)
ATEX/IECEx:
II 1 G Ex ia IIC T4 Ga
II 1 D Ex ia IIIC T135°C Da

Approvals:

UL/cUL Listed*
FM Entity
ATEX
IECEx
NTEP
Measurement Canada
*UL is only applicable to 882IS I/O and battery charger

NEW 882IS/882IS Plus

Intrinsically Safe Digital Weight Indicator

Part Number/Price

Part #	Description	Price
882IS		
195091	882IS 7.5VDC with standard tilt stand	\$1,295.00
185288	882IS with battery and charger (North American plug)	\$2,115.00
194231	882IS with battery and charger (EU plug)	\$2,115.00
194232	882IS with battery and charger (UK plug)	\$2,115.00
196273	882IS with battery and charger (AU plug)	\$2,115.00
185290	882IS with power supply	\$2,315.00
194235	882IS indicator with power supply and metric thread adapter	\$2,360.00
882IS Plus		
195092	882IS Plus 7.5VDC with standard tilt stand	\$1,295.00
185291	882IS Plus with battery and charger (North American plug)	\$2,115.00
194233	882IS Plus with battery and charger (EU plug)	\$2,115.00
194234	882IS Plus with battery and charger (UK plug)	\$2,115.00
196274	882IS Plus with battery and charger (AU plug)	\$2,115.00
185293	882IS Plus with power supply	\$2,315.00
194236	882IS Plus indicator with power supply and metric thread adapter	\$2,360.00



† US plug (NA) - Type B



†† Euro Plug - Type E



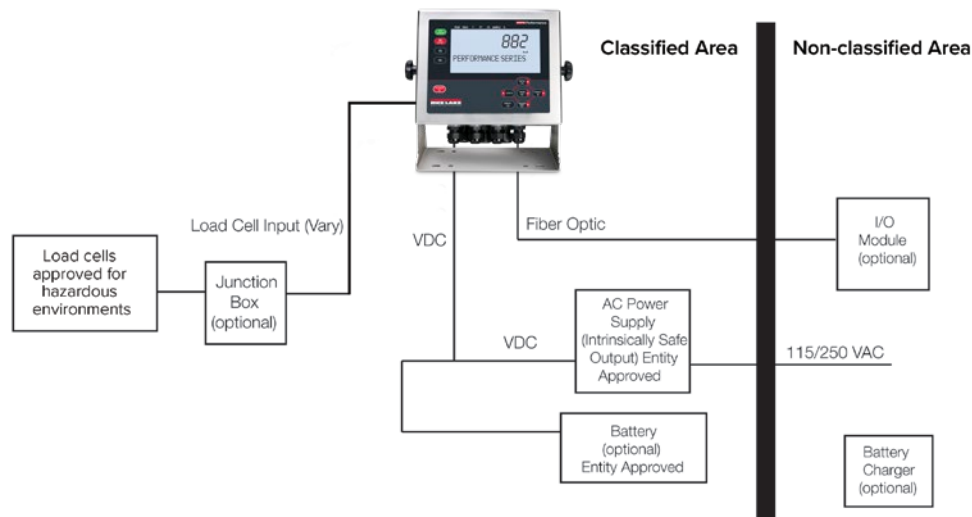
††† BS1363 (UK) - Type G



†††† AS 3112 (Australian) - Type I

Options/Accessories

Part #	Description	Price
180831	Battery option, IS6V2	\$595.00
194191	Battery charger, IS6V2, 100-240VAC NEMA 5-15 (North American plug)	\$225.00
194189	Battery charger, IS6V2 100-240VAC (EU plug)	\$225.00
194192	Battery charger, IS6V2 100-240VAC (UK plug)	\$225.00
197591	Battery charger, IS6V2 100-240VAC (Australian plug)	\$225.00
180837	Power supply, 882IS mb-EPS-100-240-X2, dual output 6.8 VDC 200mA	\$895.00
195109	Power supply, 882IS mb-EPS-100-240-X2, dual output 6.8 VDC 200mA, 1/2 in NPT-M20	\$945.00
179668	Cable, M12 power 22 in hazardous location (for battery version)	\$65.00
179669	Cable, M12 power 10 ft hazardous location	\$125.00
179670	Cable, M12 power 50 ft hazardous location	\$150.00
179671	Cable, M12 power 100 ft hazardous location	\$300.00
163751	Tilt stand, 882IS	\$35.00
179678	Tilt stand, 882IS battery option	\$35.00

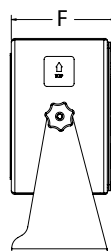
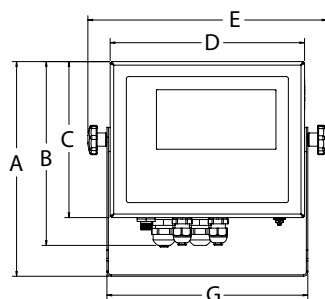
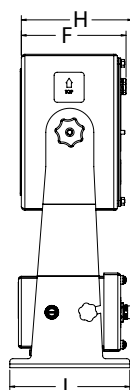
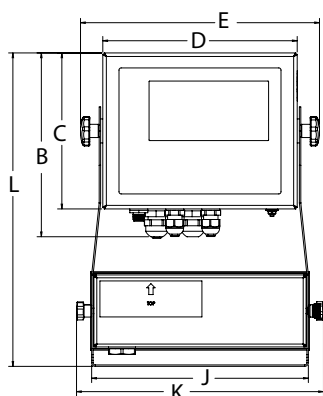


Complete Control Drawings available at www.ricelake.com

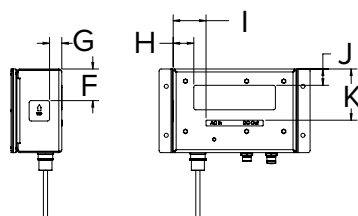
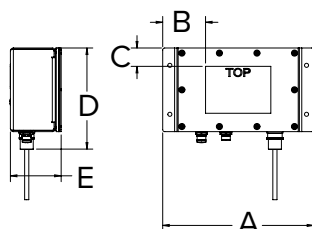
882IS/882IS Plus

Intrinsically Safe Digital Weight Indicator

Dimensions			
Without Battery			
A	8.94 in (227.1 mm)	E	9.96 in (253 mm)
B	7.66 in (194.6 mm)	F	4.36 in (110.7 mm)
C	6.50 in (165.1 mm)	G	8.37 in (212.6 mm)
D	8.10 in (205.7 mm)		
With Optional Battery and Tilt Stand			
H	4.64 in (117.9 mm)	K	10.29 in (261.4 mm)
I	5.00 in (127 mm)	L	13.06 in (331.7 mm)
J	9.03 in (229.4 mm)		



Dimensions			
Optional Power Supply			
A	9.25 in (235 mm)	G	0.75 in (19.1 mm)
B	2.63 in (66.8 mm)	H	1.25 in (31.8 mm)
C	1.13 in (28.7 mm)	I	2.00 in (50.8 mm)
D	6.20 in (157.5 mm)	J	1.00 in (25.4 mm)
E	3.11 in (79 mm)	K	3.00 in (76.2 mm)
F	2.00 in (50.8 mm)		



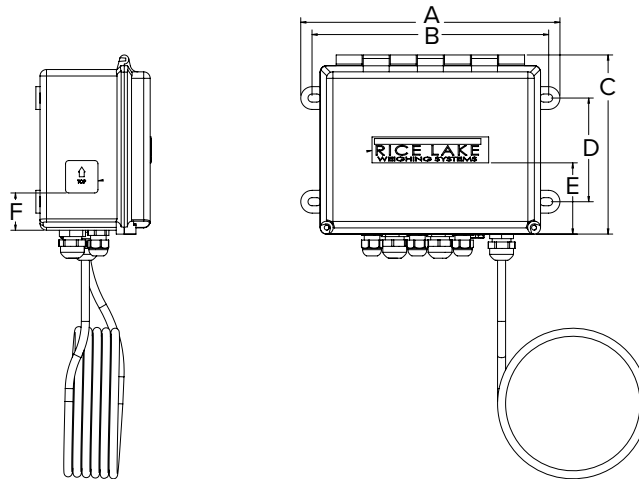
882IS/882IS Plus

Intrinsically Safe Digital Weight Indicator

Optional I/O Module

Part #	Description	Price
177709	Module, 882 Smart I/O interface	\$825.00
196166	Module, 882 Smart I/O (EU power cord)	\$825.00
196165	Module, 882 Smart I/O (UK power cord)	\$825.00
196769	Option, Fiber/RS232 6x6 FRP Enclosure, Fiber Optic-232 converter, Ext. Power Supply	\$475.00
196770	Option, Fiber/RS422 6x6 FRP Enclosure, Fiber-RS422 converter, External Power Supply	\$475.00
78026	Cable, Plastic Optical 100 ft. includes polishing kit	\$140.00
78027	Cable, Plastic Optical 200 ft. includes polishing kit	\$280.00
197384	Kit, polishing POF cable	\$50.00
Option Cards		
190528	Single analog output (0-10VDC, 0-20 mA, 4-20 mA)	\$360.00
190530	882 option, Ethernet/IP	\$575.00
190531	882 option, DeviceNet	\$575.00
190532	882 option, ProfiNet	\$575.00
190534	882 option, Profibus	\$575.00
190533	882 option, Modbus TCP	\$575.00
190535	882 option, EtherCAT	\$575.00

Dimensions			
Optional I/O Module			
A	10.00 in (254 mm)	D	4.00 in (101.6 mm)
B	9.13 in (231.9 mm)	E	2.75 in (69.9 mm)
C	6.91 in (175.5 mm)	F	1.50 in (38.1 mm)



INTRINSICALLY SAFE

EL232 XPCD

Explosion Proof Remote Serial Display



NOTE: Custom enclosures as requested. All explosion-proof devices are now built-to-order, so please coordinate purchase of these items with one of our application specialists.

Standard Features

- 20 mA current loop or RS-232 input
- Compatible with most Rice Lake indicators
- NEMA Type 4, 7CD, 9EFG enclosure

Part Number/Price

Part #	Description	Est. Weight	Price
20904	EL232 XPCD explosion proof remote serial display	25 lb	\$3,595.00

Dimensions

A	10.50 in (266.7 mm)	E	10.50 in (266.7 mm)
B	9.50 in (241.3 mm)	F	7.50 in (190.5 mm)
C	5.81 in (147.7 mm)	G	11.75 in (298.5 mm) (glass diameter)
D	11.75 in (298.5 mm)	H	7/16 in (11 mm) dia holes



CAUTION! The equipment contained within this Explosive Environment section requires greater attention to specification and installation guidelines. Improper specification, installation or service of these products can result in loss of equipment or serious injury.

Specifications**Display:**

High-intensity, red LED, 0.8 in (20.3 mm) high digits

Input Voltage:

115 VAC, 60 Hz

Weight:

Approximately 25 lb (11.3 kg)

NEC Classifications:

Class I, Division 1, Groups C & D;
Class II, Division 1, Groups E, F & G and
Class III hazardous environments

Baud Rate:

1200, 2400, 4800 and 9600

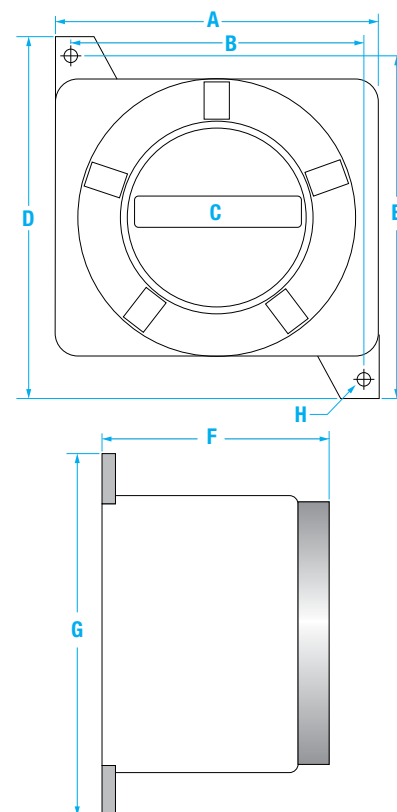
Interfaces:


20 mA current loop and RS-232

Please consult factory for model numbers and interface requirements

Warranty:

One-year limited warranty





Intrinsic Safety Barriers



Standard Features

- Each system features excitation, sense and signal barriers
- Available in an enclosure for external mounting or in a chassis mount version
- R Stahl® or equivalent barriers that are approved by Factory Mutual (FM)

Specifications

Part #31201:

+ Excitation 9001/01-158-390-101

Voltage Range:

+12 VDC

Internal Resistance:

55 Ω

Open Circuit Voltage:

15.7 VDC

Short Circuit Current:

390 mA

Classifications:

FM approved, UL listed,
CSA certified, SA, CE marked

Part #31202:

± Excitation 9002/10-187-270-001

Voltage Range:

±6 VDC

Internal Resistance:

46 Ω

Open Circuit Voltage:

18.7 VDC

Short Circuit Current:

278.8 mA

Classifications:

FM approved, UL listed,
CSA- certified, SA, CE marked

Part #31540:

+ Excitation 9001/01-083-442-10

Voltage Range:

+6 VDC

Internal Resistance:

48 Ω

Open Circuit Voltage:

8.4 VDC

Short Circuit Current:

442 mA

Classifications:

FM approved, UL listed,
CSA- certified, SA, CE marked

Part #70724:

+ Sense 9001/01-086-020-101

Voltage Range:

+6 VDC

Internal Resistance:

470 Ω

Open Circuit Voltage:

8.6 VDC

Short Circuit Current:

18.3 mA

Classifications:

FM approved, UL listed,
CSA certified, SA, CE marked

Part #30263:

± Signal 9002/77-093-040-001

Voltage Range:

±6 VDC

Internal Resistance:

482 Ω

Open Circuit Voltage:

9.6 VDC

Short Circuit Current:

40.9 mA

Classifications:

FM approved, UL listed,
CSA-certified, SA, CE marked

Part #31542:

RS-232 9002/22-093-300-001

Voltage Range:

±6 VDC

Internal Resistance:

75.8 Ω

Open Circuit Voltage:

9.6 VDC

Short Circuit Current:

297.5 mA

Classifications:

FM approved, UL listed,
CSA- certified, SA, CE marked

Part #30264:

± Sense 9002/10-187-020-001

Voltage Range:

±6 VDC

Internal Resistance:

482 Ω

Open Circuit Voltage:

18.7 VDC

Short Circuit Current:

22 mA

Classifications:

FM approved, UL listed,
CSA- certified, SA, CE marked

Part #30266:

- Excitation 9001/00-086-390-101

Voltage Range:

-0.6 VDC

Internal Resistance:

30 Ω

Open Circuit Voltage:

8.6 VDC

Short Circuit Current:

377.6 mA

Classifications:

FM approved

Part #69491:

- Excitation 9001/02-016-150-111

Voltage Range:

±0.7 VDC

Internal Resistance:

12.8 Ω

Open Circuit Voltage:

1.64 VDC

Short Circuit Current:

127.4 mA

Classifications:

FM approved, UL listed,
CSA- certified, SA, CE marked

Intrinsic Safety Barriers

Part #69492:

+ Sense 9001/01-168-020-101

Voltage Range:

±12 VDC

Internal Resistance:

898 Ω

Open Circuit Voltage:

16.8 VDC

Short Circuit Current:

18.7 mA

Classifications:FM approved, UL listed,
CSA- certified, SA, CE marked**Part #72521:**

- Excitation 9001/01-199-390-101

Voltage Range:

+16 VDC

Internal Resistance:

67 Ω

Open Circuit Voltage:

-19.9 VDC

Short Circuit Current:

382.7 mA

Classifications:FM approved, CSA-certified,
CE marked**Part #30265:**

+ Excitation 9001/01-086-390-101

Voltage Range:

+6 VDC

Internal Resistance:

30 Ω

Open Circuit Voltage:

8.6 VDC

Short Circuit Current:

377.6 mA

Classifications:

FM approved

Part #69493:

- Sense 9001/02-016-015-101

Voltage Range:

+0.7 VDC

Internal Resistance:

127 Ω

Open Circuit Voltage:

1.64 VDC

Short Circuit Current:

13.7 mA

Classifications:FM approved, UL listed,
CSA certified, SA, CE marked

Part Number/Price

Part #	Description	Est. Weight	Price
Barrier Kit #1 (For models with ± 5 Volt excitation)			
31202	9002/10-187-270-001, ± Excitation barrier	1 lb	\$450.00
30264	9002/10-187-020-001, ± Sense barrier	1 lb	\$475.00
30263	9002/77-093-040-001, ± Signal barrier	1 lb	\$475.00
109663	DIN rail mounted kit #1 (includes 31202, 30264, 30263)	2 lb	\$1,525.00
Barrier Kit #2: (For models with + 10 Volt excitation)			
31201	9001/01-158-390-101, + Excitation barrier	1 lb	\$385.00
69491	9001/02-016-150-111, - Excitation barrier	1 lb	\$350.00
69492	9001/01-168-020-101, + Sense barrier	1 lb	\$325.00
69493	9001/002-016-015-101, - Sense barrier	1 lb	\$375.00
30263	9002/77-093-040-001, ± Signal barrier	1 lb	\$475.00
Barrier Kit #3: (For models with + 5 Volt excitation)			
31540	9001/01-083-442-101, + Excitation barrier	1 lb	\$295.00
69491	9001/02-016-150-111, - Excitation barrier	1 lb	\$350.00
30263	9002/77-093-040-001, ± Signal barrier	1 lb	\$475.00
Miscellaneous Barriers:			
30266	9001/00-086-390-101, - Excitation barrier	1 lb	\$325.00
30265	9001/01-086-390-101, + Excitation barrier	1 lb	\$325.00
72521	9001-01-199-390-101, + Excitation barrier	1 lb	\$425.00
197643	Barrier, dual channel, RS-422	1 lb	\$435.00
31542	9002/77-093-300-001, RS-232	1 lb	\$425.00

Options/Accessories:

Part #	Description	Price
33531	DIN rail, 6 in length	\$10.00
35815	IS barrier installation manual	\$5.00
110424	FRP enclosure, up to 4 barriers (not included)	\$225.00
22828	Ground terminal block	\$15.00
42219	Barrier fuse (160 mA)	\$13.65

PROTOCOL CARDS

Profibus® DP Interface

720i™/820i®/920i®



PN 68540

Standard Features

- DP intelligent slave
- Standard GSD file on disk
- 128 selectable addresses
- Auto baud rate up to 56K
- Registered with Profibus Trade Organization

Specifications**Dimensions:**

2.0 x 1.9 x 0.75 in
(51.8 x 48 x 19.1 mm)

Power Requirements:

3.15-3.45 VDC

Operating Temperature:

-40°F to 176°F (-40°C to 85°C)

Warranty:

One-year limited warranty

Part Number/Price

Part #	Description	Est. Weight	Price
68540	Profibus DP interface kit (internal), for use with 720i/820i/920i	3 lb	\$675.00

NOTE: Because Profibus DP option boards interface with programs written by non-Rice Lake Weighing Systems parties, please consult factory for latest technical updates before quoting.

Options/Accessories

Part #	Description	Price
73754	Additional GSD file	\$35.00
69948	Additional operating manual, (720i/820i/920i)	\$40.00

PROTOCOL CARDS

Profinet® IO Interface

920i®



PN 187816

Standard Features

- CE marked and UL conformance
- Onboard diagnostic LED
- Control Protocols

Specifications**Physical Specifications:**

Length: 86 mm
Width: 54 mm
Height: 15 mm

Power Requirements:

+5 VDC ± 5%, powered by indicator

Power Consumption:

350 mA on the 5 V power connection

Operating Temperature:

-10° C to 70° C

Non-Operating Temperature:

-25° C to 85° C

Relative Humidity:

5 - 95% non-condensing

Diagnostic LEDs:

Link status, module status, network status, activity

Field Bus Interface:

RJ-45

Part Number/Price

Part #	Description	Price
187816	Profinet IO protocol card for 920i	\$800.00

Options/Accessories

Part #	Description	Price
187907	Additional Profinet IO operating manual	\$35.00
187908	Additional Profinet IO CD	\$35.00

Remote I/O Interface

720i™/820i®/920i®

Standard Features

- 115 or 230 VAC operation
- Discrete data transfer
- Block data transfer

Specifications

720i, 820i and 920i Electrical:

DC power
Supply voltage: 6 VDC supplied by 720i, 820i and 920i bus
Typical current draw: 137 mA
Power consumption: 126 mA

Communications:

Twin axial cable attachment to network at 57.6, 115.2 or 230.4 Kbps
Update rate is dependent on the configured baud rate and the number of network modes

Operating Temperature:

14°F to 104°F (-10°C to 40°C)

Warranty:

One-year limited warranty



Part Number/Price (Limited Supply)

Part #	Description	Est. Weight	Price
68539	Allen-Bradley Remote I/O (internal), for use with 720i/820i/920i	3 lb	\$675.00

Options/Accessories

Part #	Description	Price
36254	Additional operating manual, external version	\$31.00
69950	Additional operating manual, (720i/820i/920i)	\$40.00

NOTE: Because A-B Remote I/O option boards interface with programs written by non-Rice Lake Weighing Systems parties, please consult factory for latest technical updates before quoting.

PROTOCOL CARDS

DeviceNet™ Interface

720i™/820i®/920i®

Standard Features

- DeviceNet communication adapter
- Compact size for internal installation in 720, 820i and 920i indicators
- Polled I/O connection
- 125 Kbps, 250 Kbps, and 500 Kbps baud rate
- On-board LED diagnostics
- Floating-point commands support decimal points

Specifications

Power Requirements:

Bus adapter card with DeviceNet Module, DC power
Supply voltage 6 VDC, supplied by 720i, 820i and 920i bus
Typical current draw: 270 mA
Power consumption: 1.62 W
The bus shall be supplied with 24 V DC
±10% on the fieldbus connector

Field Bus Interface:

Pluggable screw connector

Operating Temperature:

14°F to 104°F (-10°C to 40°C)

Diagnostic LEDs:

Network status, module status

Communications:

Twisted-pair cabling at 125, 250, or 500 Kbps
Update rate is dependent on the configured baud rate and the number of network modes

Galvanic Isolation:

Bus power is separated from other electronics via DC/DC converter. The send and receive signals are isolated via opto couplers

Warranty:

One-year limited warranty



Part Number/Price


Part #	Description	Est. Weight	Price
68541	DeviceNet interface for use with 720i/820i/920i	3 lb	\$675.00

Options/Accessories

Part #	Description	Price
72779	Additional EDS CD	\$35.00
69949	Additional operating manual	\$40.00

ControlNet™ Interface

820i®/920i®



PN 103136

Part Number/Price

Part #	Description	Price
103136	ControlNet interface for use with 820i/920i	\$1,000.00

Cables

Consult factory for coaxial cable with cord grips

Options/Accessories

Part #	Description	Price
104828	Additional ControlNet CD	\$35.00
103122	Additional operating manual (820i/920i)	\$40.00

Standard Features

- Option for 820i and 920i
- Polled I/O connection
- Onboard LED diagnostics
- Floating-point commands support decimal points

Specifications

Power Requirements:

Supply voltage 6 VDC, supplied by 820i, and 920i bus

Field Bus Interface:

BNC connector

Operating Temperature:

14°F - 104°F (-10°C - 40°C)

Diagnostic LEDs:

Tx/Rx data, good link, status, diagnostics

Power Consumption:

5 V regulated, 350 mA

Diagnostic LEDs:

Link status, module status, network status, activity

Field Bus Interface:

RJ-45

PROTOCOL CARDS

EtherNet/IP® Interface

720i™/820i®/920i®



PN 87803

Part Number/Price

Part #	Description	Price
87803	EtherNet/IP protocol card for 720i/820i/920i	\$800.00

Options/Accessories

Part #	Description	Price
72763	Additional EtherNet/IP CD	\$35.00
88537	Additional operating manual	\$35.00

Standard Features

- Industrial Protocol for AB PLC
- IP address settings configurable with on-board DIP switched, Web page, or ARP or DHCP
- Supports Rockwell Automation® EtherNet/IP level
- CE marked and UL conformance
- Onboard diagnostic LED
- Supports the Modbus/TCP protocol and conforms to Modbus/TCP specification 1.0

Specifications

Physical Specifications:

Length: 2.13 in (86 mm)

Width: 3.38 in (54 mm)

Height: 0.59 in (15 mm)

Power Requirements:

+5 VDC ± 5%, powered by indicator

Power Consumption:

350 mA on the 5 V power connection

Operating Temperature:

14°F to 158°F (-10°C to 70°C)

Non-Operating Temperature:

-13°F to 185°F (-25°C to 85°C)

Relative Humidity:

5 - 95% non-condensing

Diagnostic LEDs:

Link status, module status, network status, activity

Field Bus Interface:

RJ-45

Ethernet TCP/IP Interface

720i™/820i®/920i®

Standard Features

- Supports any serial devices with 7 or 8 data bits requiring Ethernet access
- Compact size for internal installation in 720i™, 820i® and 920i® indicators
- Can be used in other applications requiring five-volt power supplied
- 10/100 megabyte through RJ-45 connector or wireless option
- HTTP, serial, telnet and SNMP management

Specifications

Supported Protocols:

ARP, UDP, TCP, Telnet, SNMP, ICMP, HTTP, BOOTP, DHCP and TFTP

Compatibility:

Ethernet: Version 2.0/IEEE 802.3

Network Interface:

Ethernet: RJ-45 (10/100 Base-T) or AUI (transformer and resistors/capacitors required)

Serial Interface:

1 serial interface

Data Rates:

300 bps to 115.2 Kbps

Serial Line Formats:

Characters: 7 or 8 data bits
Stop bits: 1 or 2
Parity: odd, even, none

Diagnostic LEDs:

TX/RX data, Good link, Status, Diagnostics

Power Requirements:

5 V regulated
250 mA (Ethernet model)

Operating Temperature:

41° F to 122° F (5° C to 50° C)



PN 71986

Part Number/Price

Part #	Description	Est. Weight	Price
71986	Ethernet TCP/IP interface for use with 720i/820i/920i	3 lb	\$400.00
98057	Wireless Ethernet TCP/IP interface for use with 720i, 820i and 920i	3 lb	\$650.00

Options/Accessories

Part #	Description	Price
72763	Ethernet CD	\$35.00
72117	Additional operating manual	\$12.00
Cables		
72697	RJ-45 to RJ-45, straight, 7 ft length	\$35.00
78860	RJ-45 to RJ-45, cross over, 7 ft length	\$35.00

PROTOCOL CARDS

Profibus® DP Interface

880/1280

**Part Number/Price**

Part #	Description	Est. Weight	Price
179163	Profibus DP interface kit, for use with 880 indicator	3 lb	\$575.00
165795	Profibus DP interface kit for 1280 (single port)	1 lb	\$575.00

Options/Accessories

Part #	Description	Price
157941	Additional GSD file	\$35.00
156784	Additional operating manual	\$40.00

Standard Features

- DP intelligent slave
- Standard GSD file on disk
- 100 selectable addresses
- Up to 12 Mbps baud rate

Specifications**Dimensions:**

2.0 x 1.9 x 0.75 in
(51.8 x 48 x 19.1 mm)

Power Requirements:

3.15-3.45 VDC

Operating Temperature:

-40°F to 176°F (-40°C to 85°C)

Warranty:

One-year limited warranty

Profinet® Interface

880/1280

**Part Number/Price**

Part #	Description	Est. Weight	Price
179160	Profinet interface kit for 880 (single port)	1 lb	\$575.00
165794	Profinet interface kit for 1280 (single port)	1 lb	\$575.00

Options/Accessories

Part #	Description	Price
157940	Additional Profinet CD	\$35.00
156781	Additional operating manual	\$40.00

Standard Features

- Profinet communication adapter
- Onboard diagnostic LEDs
- 100 Mbps Baud Rate
- Works as an I/O device on the Profinet network
- PROfinet energy compliant

Specifications**Dimensions:**

2 x 1.9 x 0.75 in (51.8 x 48 x 19.1 mm)

Power Requirements:

3.15-3.45 VDC

Operating Temperature:

-40° F to 176° F (-40° C to 85° C)

IP Address Range:

Full IP address range DHCP

Configuration:

GSDML file

Connector Type:

RJ-45 (two with dual port version)

Standard Features

- DeviceNet communication adapter
- DIN rail mount for installation with 880
- 125 Kbps, 150 Kbps and 500 Kbps baud rate
- Onboard LEDs

Specifications

Dimensions:

2 x 1.9 x 0.75 in
 (151.8 x 48 x 19.1 mm)

Power Requirements:

3.15-3.45 VDC

Operating Temperature:

-40° F to 176° F (-40° C to 85° C)

IP Address Range:

MAC ID 0-63

Connector Type:

RJ-45 (two with dual port version)



Part Number/Price

Part #	Description	Est. Weight	Price
179162	DeviceNet interface kit for 880	1 lb	\$575.00
165793	DeviceNet interface kit for 1280 (single port)	1 lb	\$575.00

Options/Accessories

Part #	Description	Price
157945	Additional EDS CD	\$35.00
156783	Additional operating manual	\$40.00

MODBUS-TCP® Interface

880/1280

Standard Features

- Active module with serial and parallel application interface
- Complete Modbus-TCP server
- Up to 8 bytes of I/O data in each direction
- Transformer isolated interface 100 Mbps full duplex Ethernet
- Onboard diagnostic LEDs
- CE and UL compliant

Specifications

Dimensions:

2.0 x 1.9 x 0.75 in (151.8 x 48 x 19.1 mm)

Power Requirements:

3.15-3.45 VDC

Operating Temperature:

-40° F to 176° F (-40° C to 85° C)

Relative Humidity:

5-95% non-condensing

Connector Type:

RJ-45 (two with dual port version)



Part Number/Price

Part #	Description	Est. Weight	Price
179161	Modbus-TCP Interface kit for 880 (single port)	1 lb	\$575.00
165796	Modbus-TCP Interface kit for 1280 (single port)	1 lb	\$575.00

Options/Accessories

Part #	Description	Price
157939	Additional Modbus-TCP CD	\$35.00
156782	Additional operating manual	\$40.00

PROTOCOL CARDS

EtherNet/IP® Interface

880/1280

**Part Number/Price**

Part #	Description	Est. Weight	Price
179159	EtherNet/IP interface kit for 880 (single port)	1 lb	\$575.00
165792	EtherNet/IP interface kit for 1280 (single port)	1 lb	\$575.00

Options/Accessories

Part #	Description	Price
157943	Additional EtherNet/IP CD	\$35.00
156861	Additional operating manual	\$40.00

Standard Features

- Industrial protocol for AB PLC
- IP address settings configurable with web page, ARP or DHCP
- Supports Rockwell Automation EtherNet/IP
- Diagnostic LEDs
- CE marked and UL conformance

Specifications**Dimensions:**

2 x 1.9 x 0.75 in (151.8 x 48 x 19.1 mm)

Power Requirements:

3.15-3.45 VDC

Operating Temperature:

-40° F to 176° F (-40° C to 85° C)

Relative Humidity:

5-95% non-condensing

Address Range:

Full IP address range

EtherCAT Interface

880/1280

**Part Number/Price**

Part #	Description	Est. Weight	Price
179158	EtherCAT interface kit for 880	1 lb	\$575.00
179533	EtherCAT interface kit for 1280	1 lb	\$575.00

Options/Accessories

Part #	Description	Price
179531	Additional .XML CD	\$35.00
164394	Additional operating manual	\$40.00

Standard Features

- 2x RJ-45 EtherCAT 100 Mbit/s ports available simultaneously
- Can be wired in several topologies including star, line or tree
- Has built-in redundancy that compensates for potential breaks in wiring
- No network switches necessary, can be wired directly from device to device
- Includes self-terminating network
- CE, cUL and RoHS compliant
- Diagnostic LEDs

Specifications**Dimensions:**

2.04 x 1.97 x 0.86 in (52 x 50 x 22 mm)

Power requirements:

3.3 VDC, +/- 0.15 VDC

Operating temperature:

-40 to +158 °F (-40 to +70 °C)

Relative Humidity:

5-95% non-condensing

Connector Type:

RJ-45 (two available simultaneously)

Specifications

Power:

5-6 VDC, 7-36 VDC 85-265 VAC

Excitation Voltage:

Transmitter: +4.8 VDC, 16x 350Ω or 32x 700Ω load cells

Standard Antenna:

1/2 wave 2dBi, articulated

Frequency:

Direct sequence spread spectrum at 2.4 GHz, 802.15.4

Effective Range:

100 ft or more

Digital I/O:

Three coil relays available on select models and 7000HD units

Circuit Protection:

RFI, EMI, ESD protection

Serial Port:

Full duplex RS-232

Operating Temperature:

-40°F to 185°F (-40°C to 85°C)

Enclosure:

NEMA Type 4 (IP66), aluminum black powder coated (excludes wall cube model)
 7000HD and 7001HD: IP68

Additional RF Options:

Wi-Fi
 Bluetooth®
 Cellular (consult)
 802.15.4 FHSS

Warranty:

One-year limited warranty



Standard Features

- Works with any basic digital weight indicator
- Excitation to load cell(s) provided by the transmitter, not the indicator
- Each transmitter/receiver set is individually paired
- Auto-off mode - selectable for 15, 30, 45, 60 minutes or off
- Auto-sleep mode - power down during non-use, power up with weight change or key press
- Serial communication cable included with all transmitters

Additional HD Features

- IP68 milled aluminum enclosure
- Second radio modem available

Part Number/Price

Part #	Description	Est. Weight	Price
Transmitters			
5-6 VDC Power Input			
160330	Single-channel transmitter, no relays, RF 802.15.4, 2.4 GHz	2 lb	\$840.00
159207	Four-channel transmitter, no relays, RF 802.15.4, 2.4 GHz	2 lb	\$890.00
161949	Four-channel transmitter, includes three coil relays, RF 802.15.4, 2.4 GHz	2 lb	\$1,015.00
176644 *	Single-channel transmitter, no relays, Bluetooth	2 lb	Consult
176638 *	Four-channel transmitter, no relays, Bluetooth	2 lb	Consult
176641 *	Four-channel transmitter, includes three coil relays, Bluetooth	2 lb	Consult
176655	Single-channel transmitter, no relays, Wi-Fi	2 lb	\$885.00
176648	Four-channel transmitter, no relays, Wi-Fi	2 lb	\$935.00
176652	Four-channel transmitter, includes three coil relays, Wi-Fi	2 lb	\$1,065.00
7-36 VDC Power Input			
160329	Single-channel transmitter, no relays, RF 802.15.4, 2.4 GHz	2 lb	\$890.00
159470	Four-channel transmitter, no relays, RF 802.15.4, 2.4 GHz	2 lb	\$915.00
161951	Four-channel transmitter, includes three coil relays, RF 802.15.4, 2.4 GHz	2 lb	\$1,060.00
176645 *	Single-channel transmitter, no relays, Bluetooth	2 lb	Consult
176639 *	Four-channel transmitter, no relays, Bluetooth	2 lb	Consult
176642 *	Four-channel transmitter, includes three coil relays, Bluetooth	2 lb	Consult
176656	Single-channel transmitter, no relays, Wi-Fi	2 lb	\$935.00
176650	Four-channel transmitter, no relays, Wi-Fi	2 lb	\$960.00
176653	Four-channel transmitter, includes three coil relays, Wi-Fi	2 lb	\$1,120.00
85-265 VAC Power Input			
160328	Single-channel transmitter, no relays, RF 802.15.4, 2.4 GHz	2 lb	\$915.00
159469	Four-channel transmitter, no relays, RF 802.15.4, 2.4 GHz	2 lb	\$940.00
161950	Four-channel transmitter, includes three coil relays, RF 802.15.4, 2.4 GHz	2 lb	\$1,095.00
176643 *	Single-channel transmitter, no relays, Bluetooth	2 lb	Consult
176637 *	Four-channel transmitter, no relays, Bluetooth	2 lb	Consult
176640 *	Four-channel transmitter, includes three coil relays, Bluetooth	2 lb	Consult
176654	Single-channel transmitter, no relays, Wi-Fi	2 lb	\$960.00
176647	Four-channel transmitter, no relays, Wi-Fi	2 lb	\$990.00
176651	Four-channel transmitter, includes three coil relays, Wi-Fi	2 lb	\$1,150.00

Part Number/Price

Part #	Description	Est. Weight	Price
Receivers			
5-6 VDC Power Input			
160337	Single channel receiver to provide a mV signal to a digital weight indicator, RF 802.15.4, 2.4 GHz	2 lb	\$890.00
160334	Single channel receiver to provide an analog output signal: 4-20 mA, 0-20 mA, 0-5 VDC, 0-10 VDC, ± 5 VDC, ± 10 VDC, RF 802.15.4, 2.4 GHz	2 lb	\$940.00
160016	Four channel receiver to provide an analog output signal: 4-20 mA, 0-20 mA, 0-5 VDC, 0-10 VDC, ± 5 VDC, ± 10 VDC, includes three coil relays, RF 802.15.4, 2.4 GHz	2 lb	\$1,065.00
161941	Single channel receiver to provide RS232 serial output	2 lb	\$695.00
160017	Four channel receiver to provide RS232 serial output	2 lb	\$1,080.00
7-36 VDC Power Input			
160336	Single channel receiver to provide a mV signal to a digital weight indicator. RF 802.15.4, 2.4 GHz	2 lb	\$965.00
161939	Single channel receiver to provide RS232 serial output	2 lb	\$795.00
160333	Single channel receiver to provide an analog output signal: 4-20 mA, 0-20 mA, 0-5 VDC, 0-10 VDC, ± 5 VDC, ± 10 VDC, RF 802.15.4, 2.4 GHz	2 lb	\$1,065.00
159478	Four channel receiver to provide RS232 serial output	2 lb	\$1,125.00
159476	Four channel receiver to provide an analog output signal: 4-20 mA, 0-20 mA, 0-5 VDC, 0-10 VDC, ± 5 VDC, ± 10 VDC, includes three coil relays, RF 802.15.4, 2.4 GHz	2 lb	\$1,195.00
85-265 VAC Power Input			
160335	Single channel receiver to provide a mV signal to a digital weight indicator, RF 802.15.4, 2.4 GHz	2 lb	\$1,010.00
161938	Receiver to provide RS232 serial output	2 lb	\$850.00
160332	Single channel receiver to provide an analog output signal: 4-20 mA, 0-20 mA, 0-5 VDC, 0-10 VDC, ± 5 VDC, ± 10 VDC, RF 802.15.4, 2.4 GHz	2 lb	\$1,120.00
159477	Four channel receiver to provide RS232 serial output	2 lb	\$995.00
159475	Four channel receiver to provide an analog output signal: 4-20 mA, 0-20 mA, 0-5 VDC, 0-10 VDC, ± 5 VDC, ± 10 VDC, includes three coil relays, RF 802.15.4, 2.4 GHz	2 lb	\$1,295.00
7000HD:			
177942	MSI-7000HD 4CH 85-265VAC, 3 Coil Relays, 802.15.4		\$1,920.00
177944	MSI-7000HD 4CH 7-36VDC, 3 Coil Relays, 802.15.4		\$1,885.00
177945	MSI-7000HD 4CH 9-36VDC Iso, 3 Coil Relays, 802.15.4		\$1,955.00
177950 *	MSI-7000HD 4CH 85-265VAC, 3 Coil Relays, Bluetooth®		Consult
177952 *	MSI-7000HD 4CH 7-36VDC, 3 Coil Relays, Bluetooth		Consult
177953 *	MSI-7000HD 4CH 9-36VDC Iso, 3 Coil Relays, Bluetooth		Consult
177995	MSI-7000HD 4CH 85-265VAC, 3 Coil Relays, WiFi		\$1,935.00
177997	MSI-7000HD 4CH 7-36VDC, 3 Coil Relays, WiFi		\$1,895.00
177998	MSI-7000HD 4CH 9-36VDC Iso, 3 Coil Relays, WiFi		\$1,980.00
7001HD			
178021	MSI-7001HD 2CH 85-265VAC, 802.15.4		\$1,150.00
178010	MSI-7001HD 2CH 5-6VDC, 802.15.4		\$1,040.00
178011	MSI-7001HD 2CH 7-36VDC, 802.15.4		\$1,115.00
178012	MSI-7001HD 2CH 9-36VDC Isolated, 802.15.4		\$1,125.00
178013 *	MSI-7001HD 2CH 85-265VAC, Bluetooth		Consult
178014 *	MSI-7001HD 2CH 5-6VDC, Bluetooth		Consult
178015 *	MSI-7001HD 2CH 7-36VDC, Bluetooth		Consult
178016 *	MSI-7001HD 2CH 9-36VDC Isolated, Bluetooth		Consult
178017	MSI-7001HD 2CH 85-265VAC, WiFi		\$1,175.00
178018	MSI-7001HD 2CH 5-6VDC, WiFi		\$1,125.00
178019	MSI-7001HD 2CH 7-36VDC, WiFi		\$1,135.00
178020	MSI-7001HD 2CH 9-36VDC Isolated, WiFi		\$1,200.00

* Bluetooth modems only work with certain Android devices. Please contact Rice Lake for potential applications.

Options/Accessories

Part #	Description	Price
162172	Charger, TranSend™ for 6V SLA battery	\$55.00
162173	Battery, TranSend 6V SLA	\$100.00
162175	Enclosure, TranSend for 6V SLA battery	\$285.00
150964	RS-232 13 ft (4 m) serial cable with 9-Pin (female) connector	\$160.00
150965	RS-232 13 ft (4 m) serial cable with 9-Pin (male) connector	\$160.00
160109	AC adaptor, TranSend 6V	\$45.00
162178	Antenna extension kit 5 ft coax cable	\$395.00
139309	Antenna kit, long range Omni with 3 m coax cable	\$415.00
197013	Antenna extension kit, 20 ft	\$425.00

Options/Accessories

Part #	Description	Price
139310	Antenna kit, corner reflector 9 dbi with 3 m coax cable	Consult
139311	Antenna kit, corner reflector 12 dbi with 3 m coax cable	Consult
139312	Antenna kit, Yagi 15 dbi with 3 m coax	Consult
144345	30 m coaxial cable, for use with non-vehicle mount antenna kits	\$385.00
139313	Antenna kit, vehicle mount. 5 dbi with 5 m coaxial cable	Consult
187428	Dual xBee option kit for 7000HD	\$195.00
162177	Cordset, TranSend, pre-wired for use with single channel transmitters or non-relay based receivers	\$105.00
162184	Load cell connector, TranSend, Field wireable, 4-6 mm straight. For use with single channel transmitters and all receivers.	\$50.00
162185	Load cell connector, TranSend, Field wireable, 6-8 mm straight. For use with single channel transmitters and all receivers.	\$50.00
162186	Load cell connector, TranSend, Field wireable, 4-6 mm right angle. For use with single channel transmitters and all receivers.	\$50.00
162187	Load cell connector, TranSend, Field wireable, 6-8 mm right angle. For use with single channel transmitters and all receivers.	\$50.00
143531	Power cord, 6 V SLA battery charger EU	\$20.00
143533	Power cord, 6 V SLA battery charger, Australia	\$40.00
143534	Power cord, 6 V SLA Battery charger, UK	\$40.00
160110	265 VAC to 6 VDC wall adapter US/UK/EU/AUS/China	\$45.00
145085	RS-232 serial cable, nine-pin unterminated	\$105.00
164865	Cable, 4 m, one-channel, mV/V output, LC input	\$130.00
165648	Cable, 5 m, one-channel, mV/V output, LC input	\$130.00
165651	Cable, 10 m, one-channel, mV/V output, LC input	\$185.00
145084	Cable, 2 m, one-channel, analog output	\$50.00
144400	Cable, 5 m, one-channel, analog output	\$80.00
168903	Cable, 10 m, one-channel, analog output	\$120.00
Consult	Straight connector, analog output, field wire able, 4-6 mM OD	Consult
Consult	Straight connector, analog output, field wire able, 6-8 mM OD	Consult
Consult	Right angle connector, analog output, field wire able, 4-6 mM OD	Consult
Consult	Right angle connector, analog output, field wire able, 6-8 mM OD	Consult
184002	7000HD Half-plate mounted, FHSS, DC (battery) powered (half plate battery power supply sold separately)	Consult
182244	GoDex portable printer (compatible with android tablet app)	Consult

SendIt™ Wireless Load Cell Interface System



Part Number/Price

Part #	Description	Est. Weight	Price
Transmitters			
5-6 VDC Power Input			
160331	Single-channel transmitter, 5-6 VDC no relays. RF 802.15.4, 2.4 GHz 5-6 VDC	2 lb	\$815.00
Receivers			
5-6 VDC Power Input			
160338	Receiver to provide a mV signal to a digital weight indicator. RF 802.15.4, 2.4 GHz 5-6 VDC Power Unit	2 lb	\$840.00
Paired Set			
5-6 VDC Power Input			
165312	Includes one single-channel transmitter and one receiver, paired. Includes an RS-232 cable, a 2 m load cell cable and 2 m indicator cable/Power source sold separately	5 lb	\$1,725.00

Options/Accessories

Part #	Description	Price
162172	Charger, SendIt 6 V SLA battery	\$55.00
162173	Battery, SendIt 6 V SLA	\$100.00
162175	Enclosure, SendIt for 6 V SLA battery	\$285.00
145548	Cord set, 13 ft (4 m)	Consult
150964	RS-232 13 ft (4 m) serial cable with nine-pin (female) connector	\$160.00
150965	RS-232 13 ft (4 m) serial cable with nine-pin (male) connector	\$160.00
160109	AC adapter, SendIt 6V	\$45.00
162177	Cordset. Pre-wired for use with single channel transmitters or non-relay based receivers	\$105.00
162184	Load cell connector. Field wireable, 4-6 mm straight. For use with single channel transmitters	\$50.00
162185	Load cell connector. Field wireable, 6-8 mm straight. For use with single channel transmitters	\$50.00
162186	Load cell connector. Field wireable, 4-6 mm right angle. For use with single channel transmitters	\$50.00
162187	Load cell connector. Field wireable, 6-8 mm right angle. For use with single channel transmitters	\$50.00
162178	Antenna kit, remote standard antenna, 5 ft	\$395.00
139309	Antenna kit, long range Omni with 3 m coax	\$415.00
139310	Antenna kit, corner reflector 9 dbi with 3 m coax	Consult
139311	Antenna kit, corner reflector 12 dbi with 3 m coax	Consult
139312	Antenna kit, Yagi 15 dbi with 3 m coax	Consult

Specifications

Power:

5-6 VDC

Excitation Voltage:

Transmitter: +4.8 VDC, 16x 350Ω or 32x 700Ω load cells

Standard Antenna:

1/2 wave 2dBi, articulated

Frequency:

Direct sequence spread spectrum at 2.4 GHz, 802.15.4 license free

Effective Range:

100 ft or more

Circuit Protection:

RFI, EMI, ESD protection

Serial Port:

Full duplex RS-232

Operating Temperature:

-40°F to 185°F (-40°C to 85°C)

Enclosure:

NEMA Type4 (IP66), aluminum black powder coated (excludes wall cube model)

Warranty:

Two-year limited warranty

Standard Features

- Works with any basic digital weight indicator
- Excitation to load cell(s) provided by the transmitter, not the indicator
- Each transmitter/receiver set is individually paired and will not interfere with another set
- Auto-off mode: Selectable for 15, 30, 45, 60 minutes or off
- Auto-sleep mode: Power down during non-use, power up with weight change or key press
- RS-232 cable included with transmitter and paired set

Specifications

Frequency Band:

902-928 MHz

Modulation:

FHSS FSK

Interface:

Standard: RS-232 (DB9 Male)

ConnexLink PRO: RS-485 (6-Pin terminal block)

Serial Interface Data Rate:

Up to 115200 kbps

Output Power:

5 mW-1000 mW variable

Input Power:

7 VDC-18 VDC

Current Draw (at 12 VDC):

400 mA TXD, 40 mA RXD

Power Supply:

AC transformer via 6 ft cable (183 cm)

Electrical Requirements:

Line voltage 100-120 V; frequency 50-60 Hz (240 V outside the US)

Channels:

Up to 32

Security:

1-byte system ID, DES

Sensitivity:

-99dB at full RF data rate

Range (line-of-sight):

Up to 20 miles (32 km)

Temperature:

-40°F to 176°F (-40°C to 80°C)

Humidity (non-condensing):

10% to 90%

Weight:

<6 oz (<170 g)

Dimensions:

4.75 x 2.75 x 1.17 in (121 x 70 x 30 mm)

Antenna Connector:

Reverse polarity SMA jack (female)



Wireless Network

Standard Features

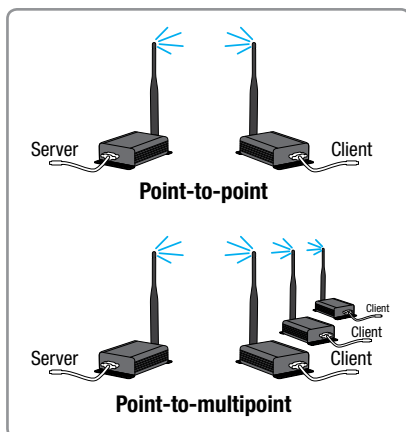
- Durable industrial-grade enclosure with mounting flanges
- Reliable communications up to 115200 kbps
- Supports point-to-point and point-to-multipoint applications

Part Number/Price

Part #	Description	Price
86134	ConnexLink RF device 900MHz RF device server/client (requires minimum of 2)	\$325.00
105776	ConnexLink Pro 900MHz 1W, wireless transceiver with large buffer	\$395.00
129662	Paired ConnexLink	\$650.00

Options/Accessories

Part #	Description	Price
78827	Power supply, 115 VAC input/6 VDC output	\$55.00
103979	Antenna 1/2 Wave, 2 dbi, 7 in for 900 MHz radios	\$45.00
119448	Yagi antenna	\$105.00
119449	Cable, Yagi antenna 20 ft	\$75.00
110538	ConnexLink FRP enclosure with heater	\$1,395.00
110539	ConnexLink Pro enclosure with heater	\$1,395.00
22436	RS-232 nine-pin female to blunt end	\$60.00
98084	DC power cable option	\$15.00



Industrial Broadband Wireless Ethernet



Standard Features

- Serial and Ethernet connectivity
- Configures as 802.11 a/b/g access point, wireless bridge, wireless repeater and client
- Secure WPA2/128 bit encryption
- Dual band 2.4 GHz or 5 GHz bands
- Robust design for extreme temperatures (-40° to 75°C) high vibration/shock and hazardous locations (UL Class 1, Division 2, Atex Zone 2)

Part Number/Price

Part #	Description	Price
166630	Industrial hot spot, 802.11abg*	\$1,745.00
161954	Industrial hot spot in FRP enclosure*	\$2,795.00
161955	Paired radios for serial data tunneling*	\$3,490.00

*Special ordered power supplies and antennas required

Dimensions FRP Enclosure

A	8.5 in (216 mm)	B	10.5 in (267 mm)
---	-----------------	---	------------------



161954 Industrial Hot Spot

Specifications

Frequency Band (varies by country):

2.412 GHz to 2.462 GHz (FCC)
 2.412 GHz to 2.472 GHz (ETSI)
 5.150 GHz to 5.250 GHz (FCC/ETSI)
 5.725 GHz to 5.850 GHz (FCC)

Wireless Standards:

802.11a, 802.11b, 802.11g and 802.11i

Transmit Power; Programmable (varies by country):

2.4 GHz: up to 100 mW (20 dBm)
 5 GHz: up to 64 mW (18 dBm)

Channel Data Rates (modulation):

802.11b, 11, 5.5, 2, 1 Mbps (DSSS, BPSK, QPSK, CCK)
 802.11g: 54, 48, 36, 24, 18, 12, 9, 6 Mbps (OFDM)
 802.11a: 54, 48, 36, 24, 18, 9, 6 Mbps (OFDM)

Receiver Sensitivity (Typical):

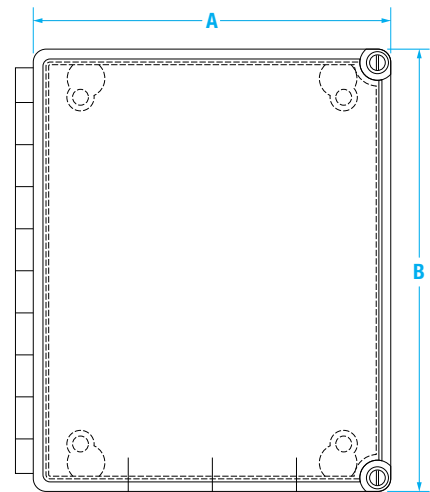
-90 dBm at 1 Mbps
 -85 dBm at 11 Mbps
 -82 dBm at 24 Mbps
 -75 dBm at 54 Mbps

Channels Selection (varies by country):

1 to 13 (802.11a)

Security:

WPA2 - 802.11i with 128 bit AES-CCM legacy WPA
 TKIP, WEP support MAC ID filter, admin password



Aluminum Keypads

For Use With:

- Kiosk systems
- 920i with custom software

Part Number/Price

Part #	Description	Price
36914	Vandal-proof cast aluminum keypad	\$155.00
38472	Keypad encoder	\$405.00



Visible Lights and Audible Alarms

Part Number/Price

Part #	Description	Price
Visible Lights and Audible Alarms		
22838	Buzzer, 80 dB, steady	\$135.00
22839	Buzzer, 80 dB, pulse	\$135.00
156106	Buzzer box, 115 VAC, FRP enclosure	\$595.00
43931	Strobe lights, red	\$155.00
43930	Strobe lights, amber	\$155.00
43929	Strobe lights, blue	\$155.00




Product may vary from photo
(reference photo only)

Din Rail Transient Protector & Fuse

Part Number/Price

Part #	Description	Price
Din Rail Transient Protector and Fuse		
62965	Terminal block	\$25.00
53895	Surge suppressor	\$205.00



Surge Suppressor



Terminal Block

Manual Pushbuttons/Pushbutton Switches

- Key switches
- Lighted pushbuttons
- Pilot lights
- Two- and three-position switches
- Colored pushbuttons
- Emergency stop mushroom switches
- Custom legend plates

Part Number/Price

Part #	Description	Price
Manual Pushbuttons/Pushbutton Switches		
N/A	Operator and contact block combinations	Consult



INDUSTRIAL CONTROL PRODUCTS

Tripp-Lite USB to Serial Converters

Serial Adapters

**Specifications****Data Transfer Rate:**

More than 500 kbps

LED:

Data transfer/handshaking (orange)

Power Consumption:

450 mW

USB Specification:

V1.1 compliant

Standard Features


- Portable design—no AC power required
- Simple plug-and-play setup
- Supports data transfer rates of more than 500 kbps
- Hot swappable

Part Number/Price

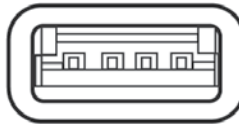
Part #	Description	Est. Weight	Price
153603	USB to serial converter	1 lb	\$91.00
22436	Cable DB9F to blunt end, 6 ft	1 lb	\$60.00

DB-9 PIN Assignments:

PIN	Assignment	PIN	Assignment
1	CD	6	DSR
2	RXD	7	RTS
3	TXD	8	CTS
4	DTR	9	RI
5	GND		



DB9 (Male) Connector



Type A USB Connector

Specifications

Data Transmission:

10Base-T, 100Base-TX and 1000Base-T networks
Category 5e per
TIA/EIA 568B and ClassD per ISO/IEC 11801

Mechanical:

Quick push/pull coupling
RJ-45 cordset retention in the plug: 100N in the axis
Mating cycles: 500 min

Environmental Protection:


Sealing: IP67
Salt Spray > 1000h
Fire retardant/low smoke: UL94 V0 and NFF 16
16102, DIN 5510-2
Vibrations: 10-500 Hz, 10g, 3 axes:
no discontinuity > 10 nanos
Thermal Shock: 5 cycles at -40° C / +100° C

Operating Temperature:

-40°F to 185°F (-40°C to 85°C)

Applications:

Telecom equipment, video control, robotics, industrial process control,
CNC machines, motion control, tele-maintenance



Standard Features

- Allows an Ethernet Class D/Category 5e connection for 10Base-T, 100Base-TX, or 1000Base-T networks in harsh environments
- Sealed against fluids and dusts (IP67)
- Shock, vibration and traction resistant
- No cabling operation in the field
- No tools required
- Improved EMI protection
- Uses a standard RJ-45 cordset in protective composite plug to protect from shocks, dust and fluids
- In-field cabling and grounding not necessary

Part Number/Price

Part #	Description	Price
87326	RJF 544 kit	\$155.00
87285	Square flange female connector	\$35.00
87286	Dust cap for harsh environment receptacles	\$35.00
87287	Gasket for harsh environment receptacles	\$5.00
87288	Ethernet plug	\$35.00
87289	Dust cap for harsh environment plugs	\$35.00



Specifications

Baud Rate:

9600

Color:

Black

Cable Length:

74 in (1880 mm)

Bluetooth Cable Length:

16 in (406 mm)

Power:

USB power, no external power supply

Host:

PC and MAC compliant

Connection:
DB9 male connector, Pin 2 RX, Pin 3 TX and Pin 5
Ground USB connector

Standard Features

- Converts serial data such as barcode reader or scale into keyboard input to software program
- Works with PC and MAC® computers
- Requires no driver installation (identifies itself as additional HID keyboard)
- Cable draws power from USB port (no external power supply needed)
- Test cable to be connected with adaptor scale cable or connector
- Bluetooth® version allows Bluetooth® connection to devices like iPad®, Playbook, Android® tablets and smart cell phones

Part Number/Price

Part #	Description	Est. Weight	Price
119919	RS-232/USB serial cable	1 lb	\$185.00
132452	RS-232/USB serial cable plus Bluetooth®	1 lb	\$260.00

Options/Accessories

Part #	Description	Price
119064	Slimline null modem, gender changer DB9 female to female	\$10.50
22436	Blunt-end to DB9 female, straight cable	\$60.00
50749	DB9 female to DB9 female	\$55.00
130789	Null model DB9 adapter female to male	\$12.00

Specifications

Baud Rate:

9600

Data Bits:

8

Parity:

None

Power:

Requires 5 VDC

Customer Supplied:

Power and USB flash drive

Industrial Enclosure Option:
7.5 x 7.5 x 4.5 in (19 x 19 x 12 cm)
Latch for lock
Warranty:

One-year limited warranty



Standard Features


- LED onboard for testing data transmission
- Captures data and stores it on a USB flash drive (up to 8 GB not included)
- Transfer data to your PC using the USB flash drive
- Text file examples (actual text will be dependent on transmitted file)
- 02:50PM
11/13/2012
GROSS 58 lb
- 02:50PM
11/13/2012
GROSS 68 lb

Part Number/Price

Part #	Description	Price
153265	go-between board	\$410.00
153266	go-between industrial enclosure	\$600.00
153267	go-between desk enclosure	\$500.00
158778	go-between desk enclosure, EU power supply	\$500.00

Options and Accessories

Part #	Description	Price
154797	Adapter, power 5 VDC 2A 90-264 VAC, U.S. plug, UL/cUL	\$35.00
170935	Overlay, desk	\$75.00



In-Motion Weighing

TABLE OF CONTENTS

MOTOWEIGH® IMW-HD	584
<i>Heavy Duty In-Motion Conveyor Scale</i>	
MOTOWEIGH® IMW	586
<i>In-Motion Conveyor Scale and Checkweigher</i>	
MOTOWEIGH® METAL DETECTOR	588
MOTOWEIGH® CASCADE	
CHECKWEIGHER	591
<i>Gravity Drop Checkweigher</i>	
MOTOWEIGH® INTEGRATOR	592
A&D INSPECTION	593
<i>In-Motion Checkweigher and Metal Detector</i>	

ESPAÑOL | Visite ricelake.com/spanish
para ver todos los materiales
Rice Lake que están
disponibles en español.

*The following product names, logos, brands and other trademarks featured
or referred to within this publication are the property of their respective trademark holders.*

MotoWeigh® IMW-HD

Heavy Duty In-Motion Conveyor Scale



18 in x 36 in MotoWeigh IMW-HD with
16 in x 12 in painted mild steel control panel

Standard Features

Software

- Four levels of security
- Real-time statistical information
- Product report
- Statistical report
- Parameter report
- User report
- Store up to 1,000 different products
- Five zone classification

Hardware

- Industrial mild steel powder coated frame
- Adjustable conveyor height 2 in coarse adjustment from floor to top of belt is 26 to 40 ± 2.5 inches of fine adjustment or 38 to 52 in ± 2.5 in of fine adjustment with optional leg extension kit
- Industrial belting Black PVC 120 V-Guide
- Industrial scale

Available conveyor sizes and capacities

- 14 in x 28 in 80 lb capacity conveyor scale
- 18 in x 36 in 150 lb capacity conveyor scale
- 24 in x 48 in 200 lb capacity conveyor scale
- 36 in x 60 in 200 lb capacity conveyor scale

Options:

- One, three or five zone communication tower
- Audible alarm (non-washdown only)
- Pull cord E-stops
- Portability package
- Conveyor guide rails (round or flat)
- Custom programming available
- UL 508 control panel
- Metal detection
- Filling machine feedback
- Ethernet IP
- Power configuration 110, 208, 230 (single phase or 3 phase), 460 (3 phase)
- 1280 Controller
- Pedestal for control panel

Due to the variety of configurations, please consult a sales engineer to discuss application requirements and for complete specifications and price quotations.

Field installation available at pre-determined rates.

Questionnaire available at www.ricelake.com/motoweigh

APPROVALS



Optional

Specifications

Construction:

Mild steel, or NEMA Type 4X IP 66 304 SST
non-direct food contact

Configurations:

Checkweigher or conveyor scale

Product Types:

Boxes, bags, trays, tubs, cups, buckets, totes

Container Weights:

Up to 200 lb
Resolution down to 0.05 lb or better (dependent on scale capacity)

Belt:

Black PVC 120 with SST zipper splice for easy removal

Motor:

1/2 HP 230 V 3 phase motorized drive pulley (may vary depending on capacity)

Speed:

Up to 150 ft per minute

Power Configuration:

110 VAC single phase, 50/60 Hz
208, 230, 460 (3 phase)

Approvals:


Optional: UL 508

Warranty:

Two-year limited warranty
(excludes powertrain and wear parts)



20 in x 20 in stainless steel control panel with dual
variable speed control option for MotoWeigh IMW-HD



MotoWeigh® IMW

In-Motion Conveyor Scale and Checkweigher



Standard Features

Software

- Four levels of security
- Real-time statistical information
- Product report
- Statistical report
- Parameter report
- User report
- Store up to 1,000 different products
- Five zone classification

Control Panel

- Power disconnect with lock-out/tag-out
- E-stop
- VFD (variable frequency drive)
- Motor overloads

Hardware

- Square tube construction (SST or aluminum)
- 32 in height from top of belt with ± 2.5 inch of adjustment
- Modular belting
- Drive on right side of belt (looking down belt flow)
- Control panel mounted on left side of belt (looking down belt flow)

Options:

- Divert methods:
 - Pneumatic pusher
 - Air blast
 - Drop conveyor
 - Paddle
 - Secondary diverter in series or parallel
- One, three or five zone communication tower
- Audible alarm (non-washdown only)
- Draft shields
- Drop chutes
- Pull cord E-stops
- Portability package (non-NTEP Certified only)
- Conveyor guide rails (round or flat)
- Custom programming available
- Food-grade SST angle construction, NEMA Type 4X IP66 washdown systems
- UL 508
- Bar code scanner
- Metal detection
- NTEP Certified, Legal for Trade (up to 2,000 divisions and 60 ppm)
- Filling machine feedback
- Pacer belt infeed
- 1280 controller (non-NTEP Certified only)

APPROVALS



On select models



Optional

Specifications

Construction:

Stainless steel food-grade, stainless steel non-food-grade or aluminum non-food-grade

Configurations:

Checkweigher or conveyor scale

Speed:

Up to 240 ft per minute

Container Types:

Boxes, bags, pouches, trays, tubs, cups, blister packs, display packs, clam shells

Container Weights:

Up to 200 lb
Resolution down to 0.01 lb/5 g, or better (dependent on scale capacity)

Belts:

Interlox® Habasit®

Power Configuration:

110 VAC single phase, 60 Hz
230/460 VAC 3 phase, 60 Hz

Approvals:

Optional NTEP: 60 ppm at 2,000 divisions
Optional: UL 508

Warranty:

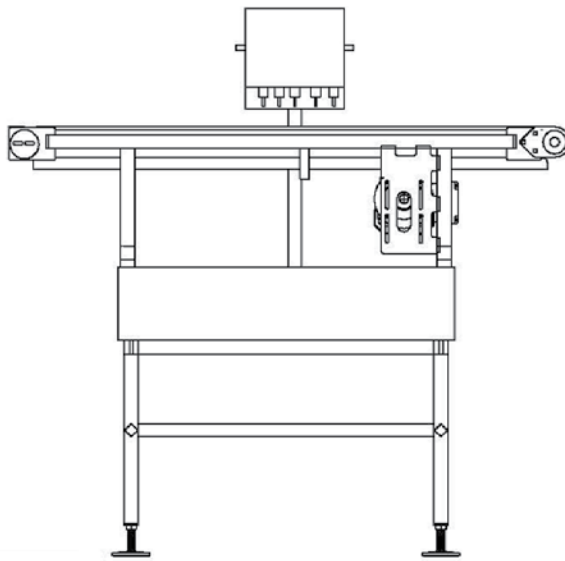
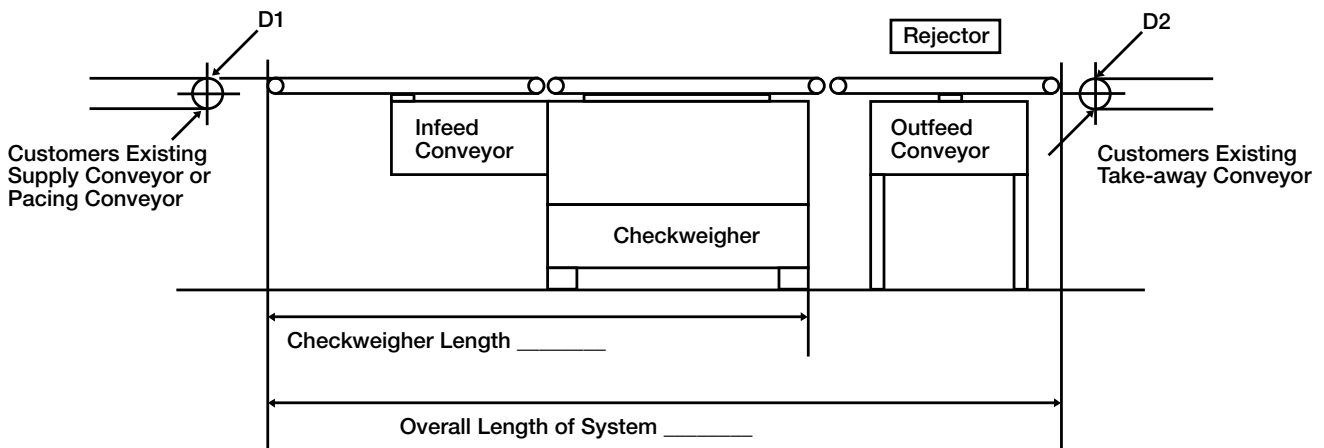
Two-year limited warranty (excludes powertrain and wear parts)

Checkweigher Packages

- NTEP Certified and non-NTEP Certified packages available in stainless steel and aluminum for food and non-food-grade applications.

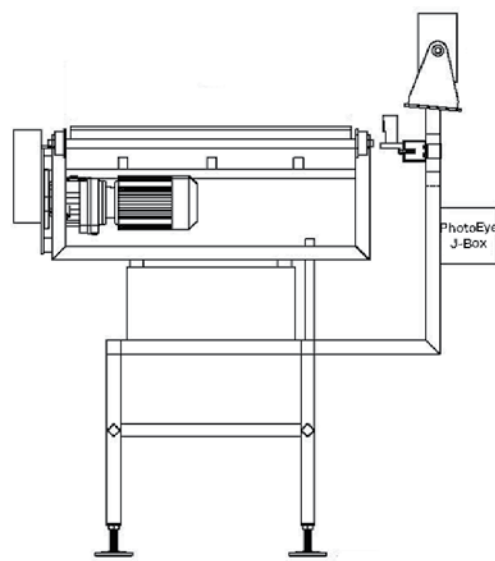
Checkweigher Packages Include:

- Common framework for mounting conveyor scale on same frame as infeed conveyor and indicator
- Basic control enclosure to interconnect wiring from photo eyes and divert solenoid and conveyor on/off/E-stop



Side View

Conveyor Scale



End View

Conveyor Scale

Due to the variety of configurations, please consult a sales engineer to discuss application requirements and for complete specifications and price quotations.

Field installation available at pre-determined rates.

Questionnaire available at www.ricelake.com/motoweigh

MotoWeigh® Metal Detector



Standard Features

Software

- Four levels of security
- Easy setup and product learning
- Easily change product boundaries/rejection
- One touch log reporting
- Eight fields of data recorded on large hard drive
- USB, Ethernet and RS485 communication ports
- English or Spanish

Hardware

- 7 in color touchscreen interface
- 304 stainless steel construction
- NEMA Type 4X, 304 stainless steel housing and enclosure
- IP66 rated
- Easily removable belt
- Adjustable foot pads or optional casters
- Single-point junction box
- Anti-static UHMW slider bed

Options:

- Reject mechanism
 - Paddle
 - Linear
 - Drop
- Lock box
- IP69K
- Ferrous, non-ferrous, and 316 stainless steel test wands; individual wands and kits
- LED communication tower
- Audible alarms

Specifications

Construction:

304 stainless steel

Display:

7 in color touchscreen

Language Support:

English and Spanish

Inputs:

Eight configurable (for photo eyes, remote emergency stop, etc.) that can be set to active high or active low

Outputs:

Nine programmable (for reject mechanism, system faults, system warnings, etc.)

Speed:

Up to 240 ft/minute (73 m/min) depending on configuration

Operating Temperature:

Integral control 14° F (-10° C) to 120° F (49° C)

Storage Temperature:

14° F (-10° C) to 175° F (80° C)

Maximum Operating Altitude:

6,561 ft (2,000 m)

Power Requirements:

100 to 240 VAC, 50 or 60 Hz

APPROVALS



Part Number/Price

Part #	Main Systems	Price
Metal Detector Only		
170657	Metal Detector Head 8 in x 4 in	\$12,870.00
170659	Metal Detector Head 8 in x 6 in	\$12,924.00
170660	Metal Detector Head 8 in x 8 in	\$13,032.00
170669	Metal Detector Head 8 in x 10 in	\$13,947.00
170670	Metal Detector Head 8 in x 12 in	\$14,216.00
170671	Metal Detector Head 14 in x 6 in	\$14,163.00
170672	Metal Detector Head 14 in x 8 in	\$14,647.00
170673	Metal Detector Head 14 in x 10 in	\$14,755.00
170674	Metal Detector Head 14 in x 12 in	\$14,916.00
170692	Metal Detector Head 14 in x 14 in	\$15,724.00
170675	Metal Detector Head 20 in x 6 in	\$16,209.00
170676	Metal Detector Head 20 in x 8 in	\$16,370.00
170677	Metal Detector Head 20 in x 10 in	\$16,586.00
170678	Metal Detector Head 20 in x 12 in	\$16,801.00
170679	Metal Detector Head 20 in x 14 in	\$16,855.00
170680	Metal Detector Head 20 in x 16 in	\$17,501.00
170681	Metal Detector Head 20 in x 18 in	\$17,878.00
170682	Metal Detector Head 20 in x 20 in	\$18,201.00
186289	Metal Detector Head 26 in x 6 in	\$17,016.00
170683	Metal Detector Head 26 in x 8 in	\$17,070.00
170684	Metal Detector Head 26 in x 10 in	\$17,609.00
170685	Metal Detector Head 26 in x 12 in	\$17,609.00
170686	Metal Detector Head 26 in x 14 in	\$17,878.00
170687	Metal Detector Head 26 in x 16 in	\$18,147.00
170688	Metal Detector Head 26 in x 18 in	\$18,524.00
170689	Metal Detector Head 26 in x 20 in	\$19,224.00
Metal Detector with Conveyor		
170695	Metal Detection System 8 in x 4 in Head, 6 in x 60 in Conveyor	\$32,785.00
170704	Metal Detection System 8 in x 6 in Head, 6 in x 60 in Conveyor	\$32,785.00
170705	Metal Detection System 8 in x 8 in Head, 6 in x 60 in Conveyor	\$32,785.00
170706	Metal Detection System 8 in x 10 in Head, 6 in x 60 in Conveyor	\$32,785.00
170707	Metal Detection System 8 in x 12 in Head, 6 in x 60 in Conveyor	\$32,563.00
170708	Metal Detection System 14 in x 6 in Head, 12 in x 60 in Conveyor	\$24,369.13
170709	Metal Detection System 14 in x 8 in Head, 12 in x 60 in Conveyor	\$24,369.13
170710	Metal Detection System 14 in x 10 in Head, 12 in x 60 in Conveyor	\$24,369.13
170711	Metal Detection System 14 in x 12 in Head, 12 in x 60 in Conveyor	\$24,369.13
170712	Metal Detection System 14 in x 14 in Head, 12 in x 60 in Conveyor	\$24,369.13
170713	Metal Detection System 20 in x 6 in Head, 18 in x 72 in Conveyor	\$26,901.59
170714	Metal Detection System 20 in x 8 in Head, 18 in x 72 in Conveyor	\$26,901.59
170715	Metal Detection System 20 in x 10 in Head, 18 in x 72 in Conveyor	\$26,901.59
170716	Metal Detection System 20 in x 12 in Head, 18 in x 72 in Conveyor	\$26,901.59
170717	Metal Detection System 20 in x 14 in Head, 18 in x 72 in Conveyor	\$26,901.59
170718	Metal Detection System 20 in x 16 in Head, 18 in x 72 in Conveyor	\$26,901.59
170719	Metal Detection System 20 in x 18 in Head, 18 in x 72 in Conveyor	\$26,901.59
170720	Metal Detection System 20 in x 20 in Head, 18 in x 72 in Conveyor	\$26,901.59
186290	Metal Detection System 26 in x 6 in Head, 24 in x 84 in Conveyor	\$33,216.00
170721	Metal Detection System 26 in x 8 in Head, 24 in x 84 in Conveyor	\$30,131.63
170722	Metal Detection System 26 in x 10 in Head, 24 in x 84 in Conveyor	\$30,131.63
170723	Metal Detection System 26 in x 12 in Head, 24 in x 84 in Conveyor	\$30,131.63
170724	Metal Detection System 26 in x 14 in Head, 24 in x 84 in Conveyor	\$30,131.63
170725	Metal Detection System 26 in x 16 in Head, 24 in x 84 in Conveyor	\$30,131.63
170726	Metal Detection System 26 in x 18 in Head, 24 in x 84 in Conveyor	\$30,131.63
170727	Metal Detection System 26 in x 20 in Head, 24 in x 84 in Conveyor	\$30,131.63

Options/Accessories

Part #	Main Systems	Price
186279	Information tower	\$1,445.00
186280	Remote electronics with up to 100 ft of cable	\$1,178.00
186281	Constant voltage transformer in NEMA Type 4X enclosure	\$2,747.00
186282	PLC module	\$1,636.00
186283	Critical spares kit	\$6,801.00
186284	Preventive kit	\$1,113.00
Ferrous (Mild Steel) Test Wands		
168370	1.0 mm Ferrous (Mild Steel) Test Wand	\$17.50
168383	1.2 mm Ferrous (Mild Steel) Test Wand	\$17.50
168384	1.5 mm Ferrous (Mild Steel) Test Wand	\$17.50
168385	1.8 mm Ferrous (Mild Steel) Test Wand	\$17.50
168386	2.0 mm Ferrous (Mild Steel) Test Wand	\$17.50
168387	2.2 mm Ferrous (Mild Steel) Test Wand	\$17.50
168388	2.5 mm Ferrous (Mild Steel) Test Wand	\$17.50
168389	2.8 mm Ferrous (Mild Steel) Test Wand	\$17.50
168390	3.0 mm Ferrous (Mild Steel) Test Wand	\$17.50
168391	3.1 mm Ferrous (Mild Steel) Test Wand	\$17.50
168392	3.25 mm Ferrous (Mild Steel) Test Wand	\$17.50
168393	3.5 mm Ferrous (Mild Steel) Test Wand	\$17.50
168394	4.0 mm Ferrous (Mild Steel) Test Wand	\$17.50
168395	4.5 mm Ferrous (Mild Steel) Test Wand	\$17.50
Non-Ferrous (Brass) Test Wands		
168411	1.0 mm Non-Ferrous (Brass) Test Wand	\$17.50
168413	1.2 mm Non-Ferrous (Brass) Test Wand	\$17.50
168414	1.5 mm Non-Ferrous (Brass) Test Wand	\$17.50
168415	1.8 mm Non-Ferrous (Brass) Test Wand	\$17.50
168416	2.0 mm Non-Ferrous (Brass) Test Wand	\$17.50
168418	2.2 mm Non-Ferrous (Brass) Test Wand	\$17.50
168420	2.5 mm Non-Ferrous (Brass) Test Wand	\$17.50
168421	2.8 mm Non-Ferrous (Brass) Test Wand	\$17.50
168422	3.0 mm Non-Ferrous (Brass) Test Wand	\$17.50
168423	3.2 mm Non-Ferrous (Brass) Test Wand	\$17.50
168424	3.5 mm Non-Ferrous (Brass) Test Wand	\$17.50
168425	4.0 mm Non-Ferrous (Brass) Test Wand	\$17.50
168426	4.5 mm Non-Ferrous (Brass) Test Wand	\$17.50
168427	5.0 mm Non-Ferrous (Brass) Test Wand	\$17.50
316 Stainless Steel Test Wands		
168428	1.5 mm 316 Stainless Steel Test Wand	\$17.50
168429	1.8 mm 316 Stainless Steel Test Wand	\$17.50
168430	2.0 mm 316 Stainless Steel Test Wand	\$17.50
168431	2.2 mm 316 Stainless Steel Test Wand	\$17.50
168432	2.5 mm 316 Stainless Steel Test Wand	\$17.50
168433	2.8 mm 316 Stainless Steel Test Wand	\$17.50
168434	3.0 mm 316 Stainless Steel Test Wand	\$17.50
168435	3.1 mm 316 Stainless Steel Test Wand	\$17.50
168436	3.4 mm 316 Stainless Steel Test Wand	\$17.50
168437	4.0 mm 316 Stainless Steel Test Wand	\$17.50
168438	4.5 mm 316 Stainless Steel Test Wand	\$17.50
168439	5.0 mm 316 Stainless Steel Test Wand	\$17.50
168440	5.5 mm 316 Stainless Steel Test Wand	\$17.50
168441	6.0 mm 316 Stainless Steel Test Wand	\$17.50
Test Wand Kits		
168445	Master Kit (Ferrous 1.0 - 4.5 mm, Non-Ferrous 1.0 - 5 mm, 316 Stainless Steel 1.5 - 6.0 mm)	\$1,450.00
168442	Ferrous Kit (1.0 - 4.5 mm)	\$530.95
168443	Non-Ferrous Kit (1.0 - 5.0 mm)	\$530.95
168444	316 Stainless Steel Kit (1.5 - 6.0 mm)	\$530.95

MotoWeigh® Cascade Checkweigher

Gravity Drop Checkweigher

Specifications

Construction:

Mild steel
Electrostatic dissipative powder coat

Maximum Container Size:

7 in x 7 in x 1.5 in (L x W x H)

Maximum Product Throughput:

45 parts per minute*

Capacity:

1.5 lb (680.4 g)

Accuracy:

±0.00044 lb (0.2 g)

Cylinder Stroke:

1.75 in

**Variable based on product size, cylinder stroke, and scale accuracy*



Standard Features

Software

- Single part drop detection (part outside of the bag)
- Statistical information
- Store up to 500 different products

Hardware

- Mild steel construction
- Electrostatic dissipative powder coating
- 920i® wall mount
- Air regulator
- Bimba® air cylinders
- MAC® solenoid valves

Options:

- SST construction
- LED communication tower
- Audible alarm
- Draft shield

Part Number/Price

Part #	Main Systems	Price
186614	MotoWeigh Cascade Checkweigher and control panel	\$9,310.00
Part #	Options / Accessories	Price
185808	Red and green communication tower	\$759.00
186577	Red, green, and alarm communication tower	\$850.00

Motoweigh® Integrator



Specifications

Construction:

Stainless steel

Control Panel Size:

16 in x 16 in x 8 in

Power Configuration:

115-230 VAC single phase, 50/60 Hz

Standard Features

Software

- Four levels of security
- Real-time statistical information
- Product report
- Statistical report
- Parameter report
- User report
- Store up to 1,000 different products
- Five zone classification
- Configurable reject output
- Conveyor control output

Control Panel

- 16 in x 16 in x 8 in stainless steel enclosure
- Panel mount 920i®
- 24 VDC power supply
- 16 Opto 22 relays
- Terminal blocks for easy wiring

Options:

- One, three or five zone communication tower
- Audible alarm (non-washdown only)

Part Number/Price

Part #	Main Systems	Price
185800	920i panel mount with MotoWeigh software, without cord grips	\$6,377.00
185801	920i panel mount with MotoWeigh software, with cord grips	\$6,607.00
Part #	Options / Accessories	Price
185803	Alarm communication tower	\$413.00
185804	Red communication tower	\$456.00
185805	Three zone communication tower	\$1,064.00
185806	Three zone and alarm communication tower	\$1,323.00
185807	Five zone communication tower	\$1,461.00

A&D Inspection

In-Motion Checkweigher and Metal Detector



AD-4961 Series Checkweigher



AD-4971 Metal Detector

	AD-4961-600-1224 Specifications	AD-4961-2KD-2035 Specifications	AD-4961-6K-3050 Specifications	AD-4971 Metal Detector Specifications
Capacity	600 g	500 g/2,000 g	6,000 g	N/A
Resolution	0.01 g	0.01 g/0.1 g	0.1 g	N/A
Accuracy	0.08 g	0.08 g/0.18 g	1.0 g	N/A
Construction	IP65 stainless steel construction with ABS resin display	IP65 stainless steel construction with ABS resin display	IP65 stainless steel construction with ABS resin display and stainless steel control box and base	IP65 stainless steel construction with ABS resin display
Aperture Sizes	N/A	N/A	N/A	From 13.7 in x 3.9 in to 17.7 in x 9.8 in (350 mm x 100 mm to 450 mm x 250 mm)
Display	7 in color touchscreen	7 in color touchscreen	7 in color touchscreen	7 in color touchscreen
Configurations	Checkweigher or conveyor scale	Checkweigher or conveyor scale	Checkweigher or conveyor scale	N/A
Speed	Up to 240 ft per minute (120 m per min)	Up to 240 ft per minute (120 m per min)	Up to 240 ft per minute (80 m per min)	Up to 196 ft per minute (60 m per min)
Max Throughput	150 pcs per min	150 pcs per min	100 pcs per min	N/A
Belts	Food grade urethane belt	Food grade urethane belt	Food grade urethane belt	Food grade urethane belt
Recorded Items	1,000 items (ten groups x 100 items)	1,000 items (ten groups x 100 items)	1,000 items (ten groups x 100 items)	1,000 items
Communication	Modbus TCP, Modbus RTU, RS-232, Ethernet TCP/IP (PostScript Printer), USB (for PostScript Printer, USB memory, data storage, image import use)	Modbus TCP, Modbus RTU, RS-232, RS-485, Ethernet TCP/IP (PostScript Printer), USB (for PostScript Printer, USB memory, data storage, image import use)	Modbus TCP, Modbus RTU, RS-232, RS-485, Ethernet TCP/IP (PostScript Printer), USB (for PostScript Printer, USB memory, data storage, image import use)	Modbus TCP, Modbus RTU, Ethernet TCP/IP (PostScript Printer), USB (for PostScript Printer, USB memory, data storage, image import use)
Input/Output	External input for four non-voltage contact points External output for eight relay points	External input for four non-voltage contact points External output for eight relay points	External input for four non-voltage contact points External output for eight relay points	External input for four non-voltage contact points External output for eight relay points
Power Configuration	100VAC-240VAC (+10%/-15%) single phase, 50/60 Hz; 180VA	100VAC-240VAC (+10%/-15%) single phase, 50/60 Hz; 180VA	100VAC-240VAC (+10%/-15%) single phase, 50/60 Hz; 180VA	100VAC-240VAC (+10%/-15%) single phase, 50/60 Hz; 180VA
Operating Temperature	23°F to 104°F (-5°C to 40°C)	23°F to 104°F (-5°C to 40°C)	23°F to 104°F (-5°C to 40°C)	32°F to 104°F (0°C to 40°C)
External Dimensions	(L x W x H) 27.5 in x 25.9 in x 27.9 in-33.8 in (700 mm x 660 mm x 710 mm-860 mm)	(L x W x H) 27.5 in x 25.9 in x 27.9 in-33.8 in (700 mm x 660 mm x 710 mm-860 mm)	(L x W x H) 39.5 in x 28.9 in x 28.3 in-34.2 in (1,005 mm x 736 mm x 720 mm-870 mm)	Model dependent

A&D Inspection AD-4961 Series

In-Motion Conveyor Scale, Checkweigher and Metal Detector

Part Number/Price

AD-4961-600-1224 600g Checkweigher		
Part #	Checkweigher	Price
186317	EZiCheck checkweigher 600g	\$14,650.00
Part #	Rejector	Price
186318	EZiCheck 600g air jet reject with two nozzles	\$4,965.00
Part #	Options / Accessories	Price
186319	EZiCheck 600g breeze break	\$650.00
176622	CW extension leg kit - set of four (up to 40 in)	\$450.00
186320	Maintenance kit 600g	\$2,450.00

Assembly is required

AD-4961-2K-2035 2kg Checkweigher		
Part #	Checkweigher	Price
176605	EZiCheck checkweigher 2kg	\$14,825.00
Part #	Rejector	Price
176607	EZiCheck 2kg dual channel reject flipper	\$7,050.00
176610	Air jet rejector (two nozzles)	\$5,650.00
176608	EZiCheck 2kg single channel drop rejector	\$3,700.00
Part #	Options / Accessories	Price
176614	EZiCheck-01 display stand	\$310.00
176612	Tower light 3 zone, must buy AD-4691-01	\$650.00
176615	EZiCheck-11 upper breeze break	\$1,550.00
176617	EZiCheck-12 lower breeze break	\$350.00
176618	EZiCheck-13 transfer plate	\$155.00
176619	EZiCheck-14 product guides	\$700.00
176622	CW extension leg kit - set of four (up to 40 in)	\$450.00
179427	Maintenance kit 2kg	\$2,625.00

Assembly is required

AD-4961-6K-3050 6kg Checkweigher		
Part #	Checkweigher	Price
176606	EZiCheck checkweigher 6kg	\$19,775.00
Part #	Rejector	Price
176609	EZiCheck 6kg push ram rejector	\$9,255.00
Part #	Options / Accessories	Price
176614	EZiCheck-01 display stand	\$310.00
176612	Tower light 3 zone, must buy AD-4691-01	\$650.00
176622	CW extension leg kit - set of four (up to 40 in)	\$450.00
186322	Maintenance kit 6kg	\$2,850.00

Assembly is required

AD-4971 Metal Detector		
Part #	Main Systems	Price
186325	AD-4971-3510 Metal Detector – 100 mm aperture	\$15,450.00
186326	AD-4971-3517 Metal Detector – 170 mm aperture	\$15,650.00
186327	AD-4971-3525 Metal Detector – 250 mm aperture	\$16,000.00
186328	AD-4971-4517 Metal Detector – 170 mm aperture	\$19,000.00
186329	AD-4971-4525 Metal Detector – 250 mm aperture	\$19,500.00
186330	EZiCheck Metal Detector tower light	\$775.00
176622	CW extension leg kit - set of four (up to 40 in)	\$450.00
186331	Maintenance kit for AD-4971-3510, AD-4971-3517, AD-4971-3525 metal detectors	\$2,150.00
186332	Maintenance kit for AD-4971-4517, AD-4971-4525 metal detectors	\$2,350.00



Breeze Break



Metal Detector



Tower Light

Junction Boxes / Simulators

TABLE OF CONTENTS

JB4SS	596
<i>TuffSeal® Signal Trim Junction Box</i>	
JB4ES	597
<i>TuffSeal® Excitation Trim Junction Box</i>	
JB4SP AND JB4SPT	598
<i>TuffSeal® Signal Trim Junction Box</i>	
JB4EP AND JB4EPT	599
<i>TuffSeal® Excitation Trim Junction Box</i>	
EL204	600
<i>Signal Trim Junction Box</i>	
EL504	601
<i>Signal Trim Junction Box</i>	
JB8SP	602
<i>TuffSeal® Signal Trim Junction Box</i>	
JB8SPT	603
<i>TuffSeal® Signal Trim Junction Box</i>	
EL304A	604
<i>Signal Trim Junction Box</i>	
JB1010T	605
<i>Signal/Excitation Trim Junction Box with Transient Protection</i>	
JB1010ST	606
<i>Signal Trim Junction Box with Transient Protection</i>	
REPLACEMENT JUNCTION BOXES, BOARDS OR COMPONENTS	607
IQUBE 2®	608
<i>Digital Diagnostic Junction Box</i>	
EL168	611
<i>1-Cell Junction Box</i>	
TP75 DC	611
<i>Transient Protection</i>	
UJB3T6 DC	612
<i>Transient Protection</i>	
TP232 RS-232	613
<i>High Energy Serial Protection</i>	
RANGER 1	613
RANGER 3	614
TRANSDUCER SIMULATOR 4	614
RANGER 5	615
RANGER 7	615

ESPAÑOL | Visite ricelake.com/spanish
para ver todos los materiales
Rice Lake que están
disponibles en español.

The following product names, logos, brands, and other trademarks featured
or referred to within this publication are the property of their respective trademark holders.

JB4SS

TuffSeal® Signal Trim Junction Box



Approvals



Specifications

Cable Fittings:

PN 88956:

- (4) PG7 0.118-0.255 strain relief
- (2) PG11 0.197-0.394 strain relief
- (1) PreVent™ breather vent

PN 107700:

- (4) PG9 0.138-0.315 strain relief
- (2) PG11 0.197-0.394 strain relief
- (1) PreVent™ breather vent

Enclosure:

Stainless steel NEMA Type 4X

Connectors:

Spring clamp screwless, 12-28 AWG

Trimming:

Individual cell, signal trim

Potentiometers:

100,000 ohm, 25 turn cermet

Circuit Board:

3.8 in x 2.3 in (96.5 mm x 58.4 mm),
with conformal coating

Operating Temperature:

0°F to 122°F (-18°C to 50°C)

Warranty:

One-year limited warranty

Standard Features

- Stainless steel, NEMA Type 4X enclosure
- Jumpers to enable/disable a load cell
- PreVent™ breather vent
- Conformal coated circuit board
- Number of cells: Two, three or four single cells
- Expansion port

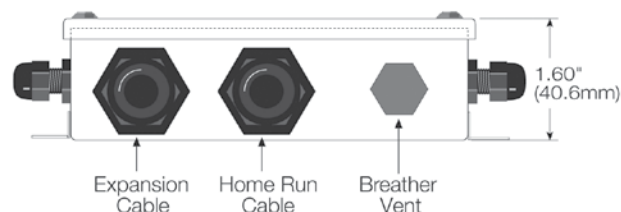
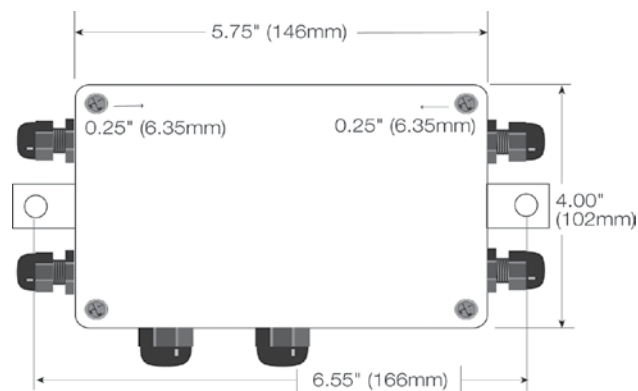
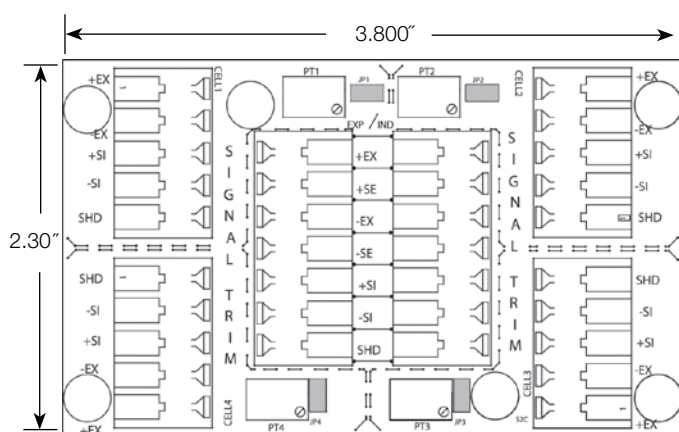
Applications

- Floor, tank, hopper scales

Part Number/Price

Part #	Description	Price
88956	JB4SS signal trim junction box with PG7 cord grips for load cells	\$250.00
107700	JB4SS signal trim junction box with PG9 cord grips for load cells	\$265.00
88958	Board only	\$150.00
182990	Board only with standoffs	\$150.00
165271	Enclosure only (Includes cord grip and filter)	\$130.00

Note: Do not mix junction box models or use other brands of junction boxes with Rice Lake junction boxes. There is a risk of system instability.



Specifications

Cable Fittings:

- (4) PG7 0.118-0.255 strain relief
- (2) PG11 0.197-0.394 strain relief
- (1) PreVent breather vent

Enclosure:

Stainless steel NEMA Type 4X

Connectors:

Spring clamp screwless, 12-28 AWG

Trimming:

Individual cell, excitation trim

Potentiometers:

100 ohm, 25 turn cermet

Circuit Board:

3.8 in x 2.3 in (96.5 mm x 58.4 mm),
with conformal coating

Operating Temperature:

0°F to 122°F (-18°C to 50°C)

Warranty:

One-year limited warranty

Approvals



Standard Features

- Stainless steel, NEMA Type 4X enclosure
- Jumpers to enable trimming
- PreVent™ breather vent
- Conformal coated circuit board
- Number of cells: Two, three or four cells
- Expansion port

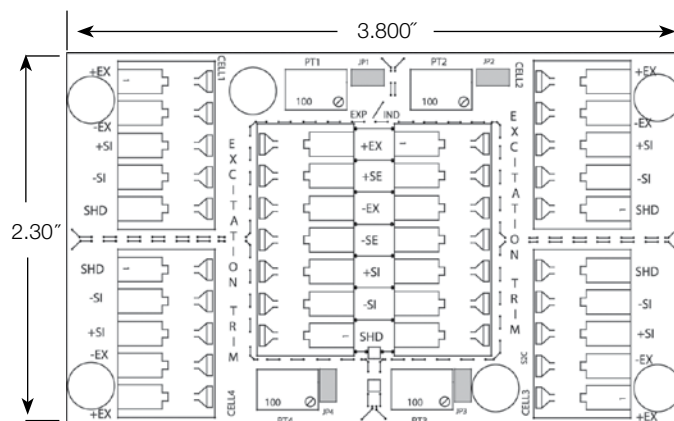
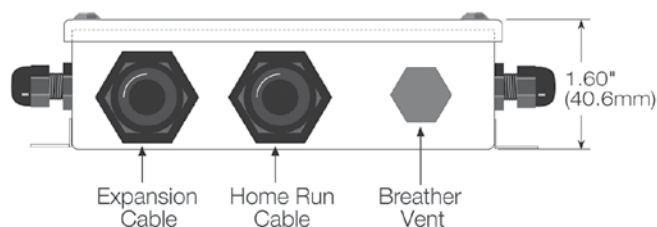
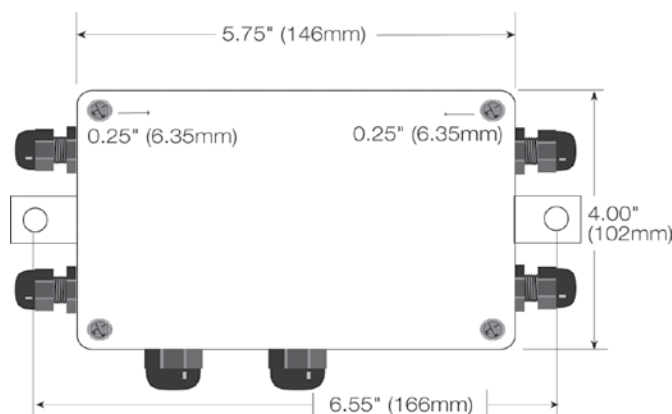
Applications

- Floor, tank, hopper scales

Part Number/Price

Part#	Description	Price
91779	JB4ES excitation trim junction box	\$250.00
89446	Board only	\$150.00
165271	Enclosure only (Includes cord grip and filter)	\$130.00

Note: Do not mix junction box models or use other brands of junction boxes with Rice Lake junction boxes. There is a risk of system instability.



JB4SP and JB4SPT

TuffSeal® Signal Trim Junction Box



Approvals



Not FM approved



Specifications

Cable Fittings:

- (4) PG7 0.118-0.255 strain relief
- (2) PG11 0.197-0.394 strain relief
- (1) PreVent breather vent

Enclosure:

Molded FRP NEMA Type 4X enclosure with overlapping solid cover, stainless steel screws

Connectors:

Spring clamp screwless, 12-28 AWG

Trimming:

Individual cell, signal trim

Potentiometers:

100,000 ohm, 25 turn cermet

Circuit Board:

3.8 in x 2.3 in (96.5 mm x 58.4 mm), with conformal coating

Operating Temperature:

0°F to 122°F (-18°C to 50°C)

Warranty:

One-year limited warranty

Standard Features

- Fiberglass Reinforced Polyester (FRP), NEMA Type 4X enclosure with stainless steel cover screws
- Jumpers to enable/disable a load cell
- PreVent™ breather vent
- Conformal coated circuit board
- Number of cells: Two, three or four single cells
- Expansion port

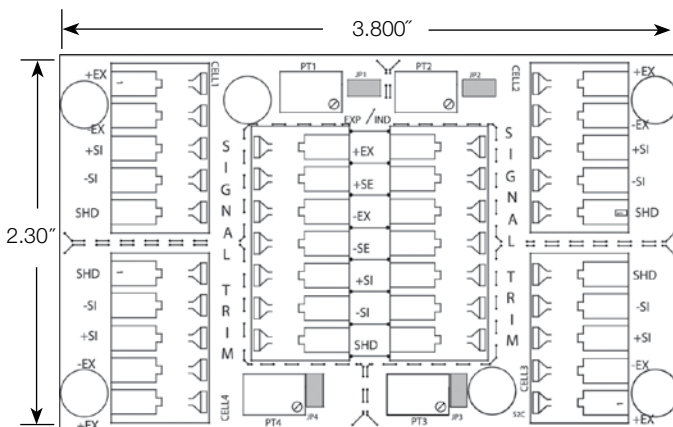
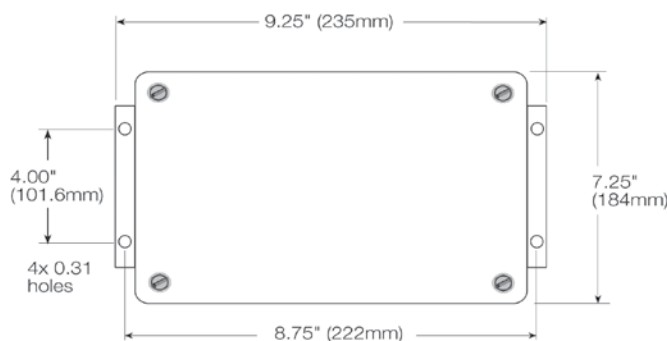
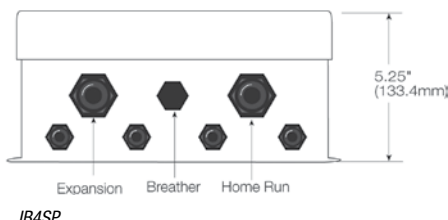
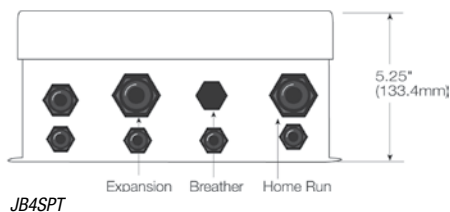
Applications

- Tank and hopper scales

Part Number/Price

Part#	Description	Price
91780	JB4SP signal trim four-channel with expansion	\$255.00
92762	JB4SPT signal trim with transient protection (not FM approved)	\$445.00
88958	Board only	\$150.00
89894	Transient board	\$215.00
165272	Enclosure only (does not include cord grip and filter)	\$125.00

Note: Do not mix junction box models or use other brands of junction boxes with Rice Lake junction boxes. There is a risk of system instability.



Specifications

Cable Fittings:

- (4) PG7 0.118-0.255 strain relief
- (2) PG11 0.197-0.394 strain relief
- (1) PreVent breather vent

Enclosure:

Molded FRP (NEMA Type 4X) enclosure with overlapping solid cover, stainless steel screws

Connectors:

Spring clamp screwless, 12-28 AWG

Trimming:

Individual cell, excitation trim

Potentiometers:

100 ohm, 25 turn cermet

Circuit Board:

3.8 in x 2.3 in (96.5 mm x 58.4 mm), with conformal coating

Operating Temperature:

0°F to 122°F (-18°C to 50°C)

Warranty:

One-year limited warranty

Approvals




Photo of JB4EPT

Standard Features

- Fiberglass Reinforced Polyester (FRP), NEMA Type 4X enclosure with stainless steel cover screws
- Jumpers to enable/disable a load cell
- PreVent™ breather vent
- Conformal coated circuit board
- Number of cells: Two, three or four single cells
- Expansion port

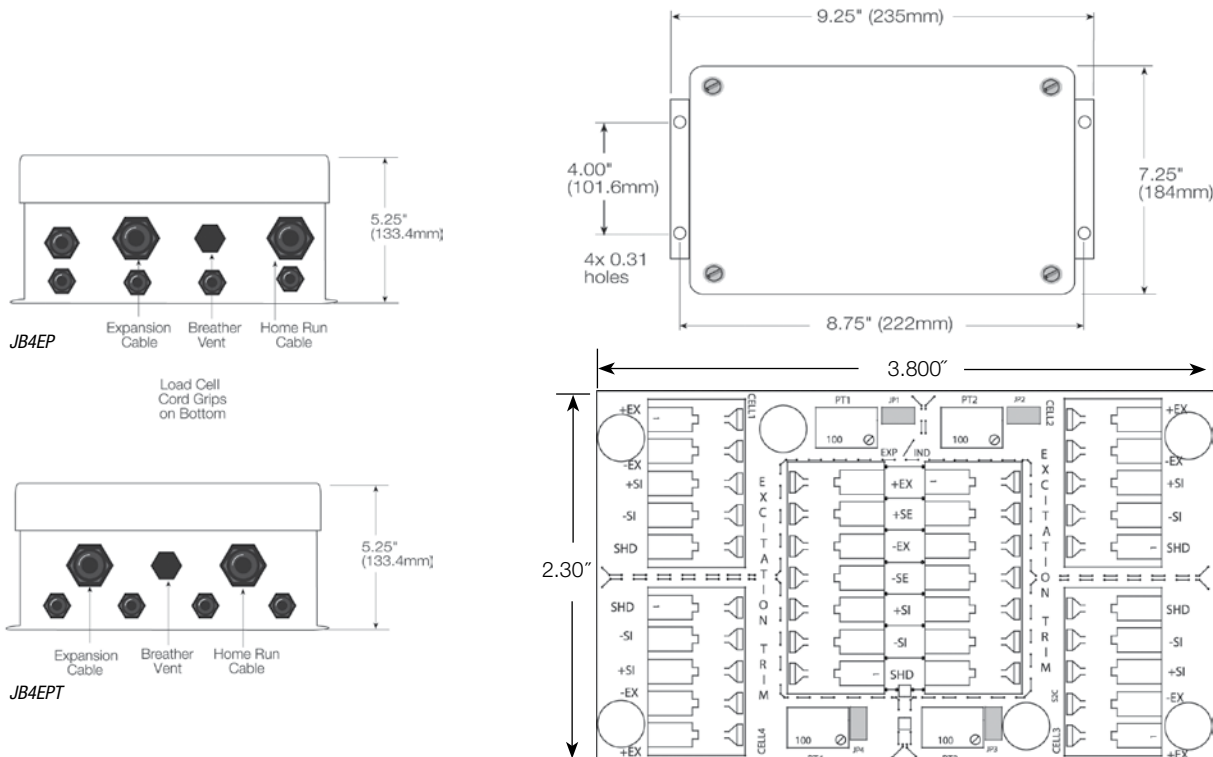
Applications

- Tank and hopper scales

Part Number/Price

Part#	Description	Price
91781	JB4EP excitation trim junction box	\$255.00
92763	JB4EPT excitation trim junction box with transient protection (not FM approved)	\$445.00
89446	Board only	\$150.00
89894	Transient board	\$215.00
165272	Enclosure only (does not include cord grip and filter)	\$125.00

Note: Do not mix junction box models or use other brands of junction boxes with Rice Lake junction boxes. There is a risk of system instability.



EL204

Signal Trim Junction Box



Standard Features

- ABS enclosure with molded-in cable fittings
- Premium screw terminals
- Six-screw attachment to lid, die cut gasket for superior environment protection
- Number of cells: Two, three or four single cells

Applications

- Floor, hopper, tank or livestock applications

Part Number/Price

Part#	Description	Price
73428	EL204 junction box	\$185.00
88958	Board only	\$150.00

Note: Do not mix junction box models or use other brands of junction boxes with Rice Lake junction boxes. There is a risk of system instability.

Specifications

Cable Fittings:

Five water tight nylon compression fittings, 0.210 in x 0.280 in (5.3 mm x 7.1 mm)

Connectors:

Spring clamp screwless, 12-28 AWG

Trimming:

Individual cell trim, signal trim

Potentiometers:

100,000 ohm, 25 turn cermet

Enclosure:

ABS with molded through-fittings, sealed six-screw lid

Circuit Board:

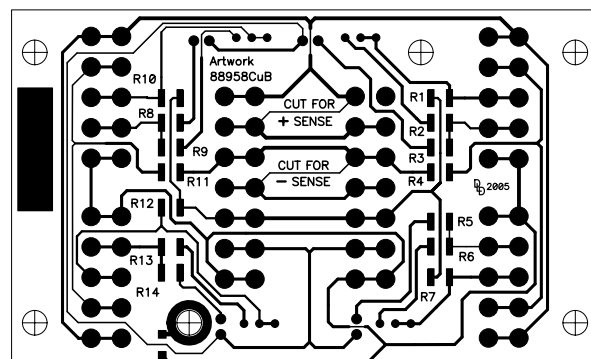
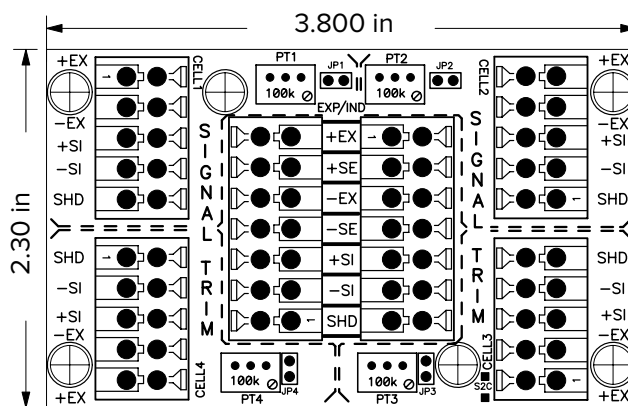
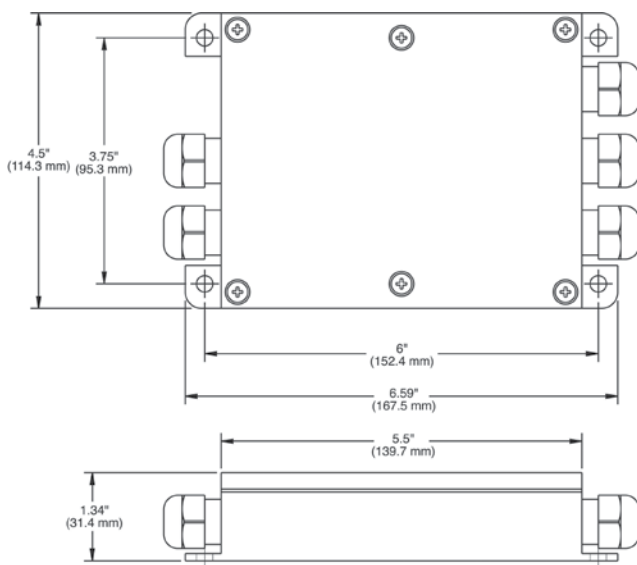
3.8 in x 2.3 in (96.5 mm x 58.4 mm); with conformal coating

Operating Temperature:

0°F to 122°F (-18°C to 50°C)


Warranty:

One-year limited warranty



Specifications

- Cable Fittings:**
(5) nylon 0.187 in-0.312 in (4.7 mm-7.9 mm) cable strain reliefs
- Connectors:**
Electrovert 0.197 in (5.0 mm) miniature two piece connectors. Maximum wire size # 14 AWG; connectors are removable for easy wiring.
- Trimming:**
Individual cell trim, signal trim
- Potentiometers:**
100,000 ohm, 25-turn cermet
- Enclosure:**
Stainless steel NEMA Type 4X, 40 PSI washdown
- Circuit Board:**
6.5 in x 1.5 in (165.1 mm x 38.1 mm) with anti-fungal coating
- Operating Temperature:**
0°F to 122°F (-18°C to 50°C)



Standard Features

- Stainless steel, NEMA Type 4X enclosure
- Strain relief cable fittings
- Removable connectors for easy wiring
- Number of cells: Two or four single cells (even number of cells only)
- Any unused channels require modification

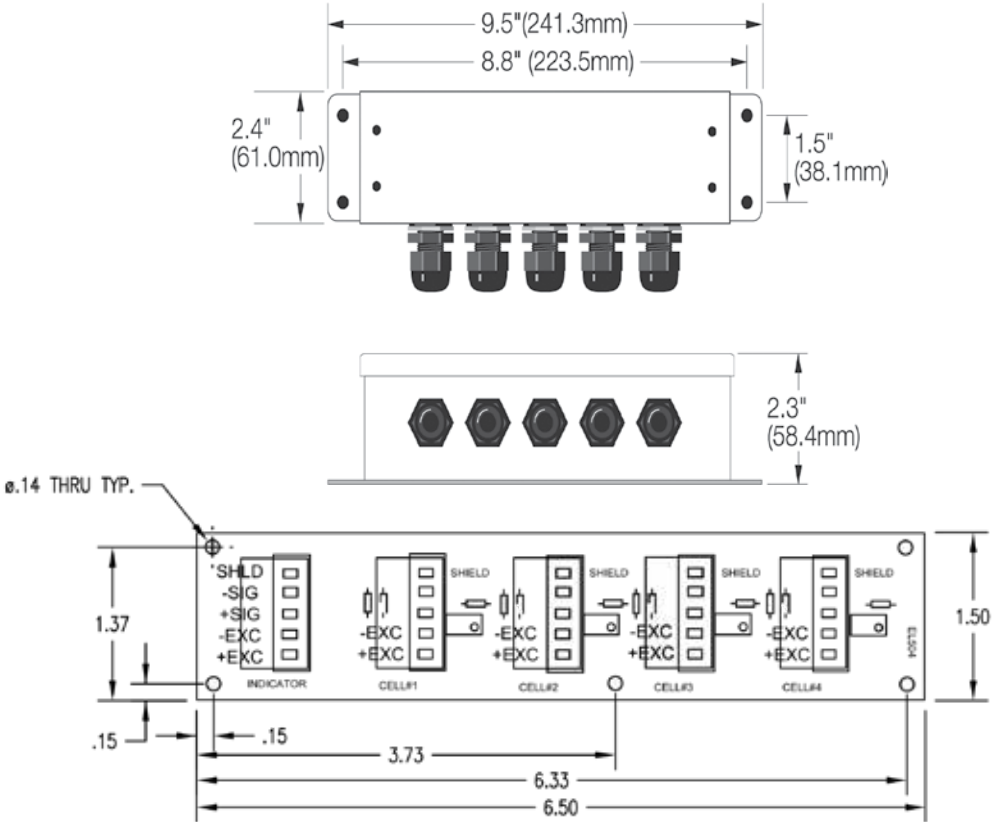
Applications

- Truck and floor scales
- Limited space installations

Part Number/Price

Part #	Description	Price
21165	EL504 signal trim junction box	\$350.00
21296	Board only	\$255.00
165274	Enclosure only	\$150.00

Note: Do not mix junction box models or use other brands of junction boxes with Rice Lake junction boxes. There is a risk of system instability.



JB8SP

TuffSeal® Signal Trim Junction Box



Approvals



Specifications

Cable Fittings:

- (9) 3/8 in NPT 0.157 in-0.314 in
- (2) 1/2 in NPT 0.272 in-0.472 in
- (1) PreVent breather unit

Enclosure:

Molded FRP NEMA Type 4X enclosure with overlapping solid cover, stainless steel screws

Connectors:

Pluggable screw type, 12-28 AWG

Trimming:

Individual cell trim, range

Potentiometers:

100,000 ohm, 25 turn cermet

Circuit Board:

5.7 in x 7.2 in with conformal coating

Operating Temperature:

0°F to 122°F (-18°C to 50°C)

Warranty:

One-year warranty

Standard Features

- Fiberglass Reinforced Polyester (FRP), NEMA Type 4X enclosure
- PreVent™ breather vent
- Conformal coated circuit board
- Removable load cell connectors
- Section and individual cell trim capability
- Number of cells: Two, four, six or eight single load cells (even number of cells only)
- Expansion port

Applications

- Truck, livestock and railroad scales

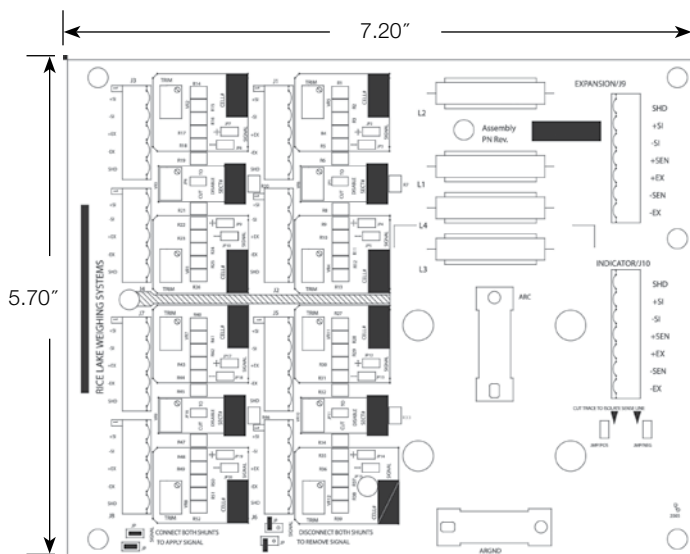
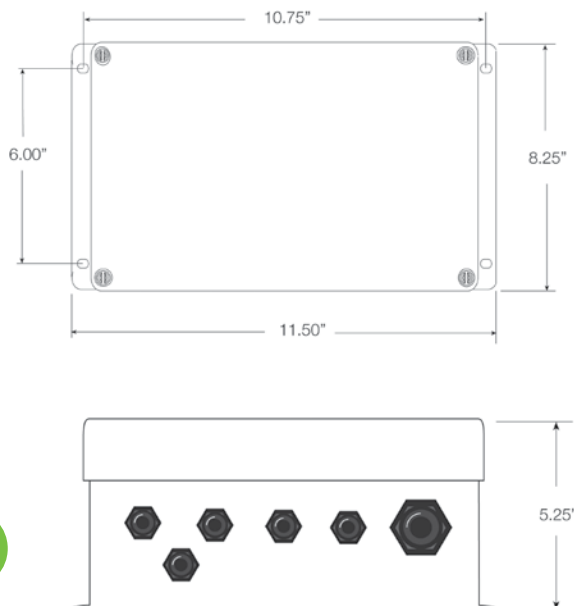
Part Number/Price

Part #	Description	Price
91782	JB8SP signal trim eight-channel with expansion	\$425.00
173807	JB8SP signal trim eight-channel with expansion, FM approved	\$425.00
89889	Board only	\$365.00
172415	Board only, FM approved	\$365.00
165273	Enclosure only (does not include cord grip and filter)	\$135.00

Note: Do not mix junction box models or use other brands of junction boxes with Rice Lake junction boxes. There is a risk of system instability.

Options/Accessories

Part #	Description	Price
92734	Coupling, 1/2 in NPT cord grip to 3/4 in NPT conduit fitting	\$25.00
92735	Coupling, 3/8 in NPT cord grip to 3/4 in NPT conduit fitting	\$25.00



Specifications

Cable Fittings:

- (9) 3/8 in NPT 0.157 in-0.314 in
- (2) 1/2 in NPT 0.272 in-0.472 in
- (1) PreVent breather unit

Enclosure:

Molded FRP, NEMA Type 4X enclosure with overlapping solid cover, stainless steel screws

Connectors:

Pluggable screw type, 12-28 AWG

Trimming:

Individual cell trim

Potentiometers:

100,000 ohm, 25 turn cermet

Circuit Board:

5.7 in x 7.2 in with conformal coating

Operating Temperature:

0°F to 122°F (-18°C to 50°C)

Warranty:

One-year warranty



Standard Features

- Fiberglass Reinforced Polyester (FRP), NEMA Type 4X enclosure
- PreVent™ breather vent
- Conformal coated circuit board
- Removable load cell connectors
- Section and individual cell trim capability
- Field replaceable transient protection
- (1) coupling, 0.5 in NPT cord grip to 0.75 in NPT conduit fitting for homerun cable
- Number of cells: Two, four, six or eight single load cells (even number of cells only)
- Expansion board

Applications

- Truck, livestock and railroad scales

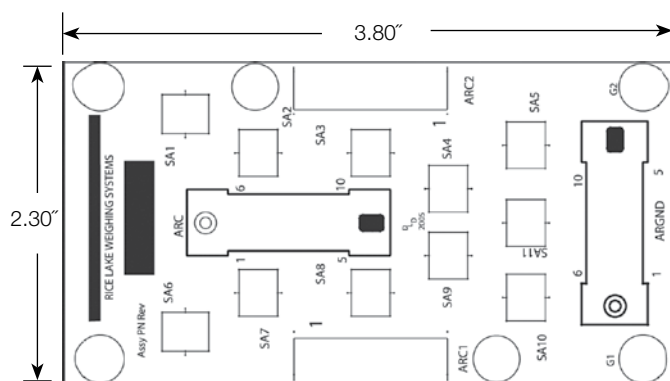
Part Number/Price

Part #	Description	Price
91783	JB8SPT signal trim junction box with transient protection	\$625.00
89889	Board only	\$365.00
89894	Transient board	\$215.00
165273	Enclosure only (does not include cord grip and filter)	\$135.00

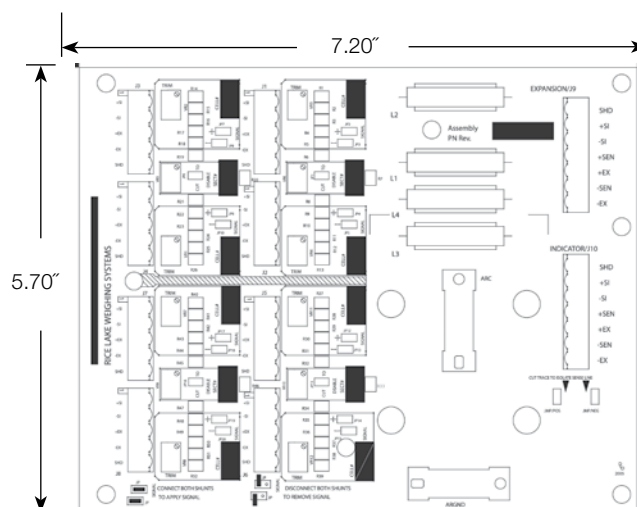
Note: Do not mix junction box models or use other brands of junction boxes with Rice Lake junction boxes. There is a risk of system instability.

Options/Accessories

Part #	Description	Price
92734	Coupling, 1/2 in NPT cord grip to 3/4 in NPT conduit fitting	\$25.00
92735	Coupling, 3/8 in NPT cord grip to 3/4 in NPT conduit fitting	\$25.00



Transient Board



Load Cell Board

EL304A

Signal Trim Junction Box



Standard Features

- Fiberglass Reinforced Polyester (FRP), NEMA Type 4X enclosure
- Strain relief cable fittings
- Individual cell signal disconnect switches
- Number of cells: Two or four single cells (even number of cells only)
- Expansion port

Applications

- Livestock scales
- Tank and vessel weighing
- Corner and/or section trim applications

Part Number/Price

Part#	Description	Price
21169	EL304A signal trim four-channel junction box	\$295.00
21301	Board only	\$215.00
165275	Enclosure only (includes cord grip)	\$145.00

Note: Do not mix junction box models or use other brands of junction boxes with Rice Lake junction boxes. There is a risk of system instability.

Specifications

Cable Fittings:

4 nylon cable strain reliefs 0.079 in-0.236 in (2.0 mm-6.0 mm)
2 nylon cable strain reliefs 0.236 in-0.354 in (6.0 mm-9.0 mm)

Connectors:

Electrovert 0.197 in (5.0 mm) miniature screw terminals. Maximum wire size # 14 AWG

Trimming:

Individual cell and section, signal trim

Potentiometers:

100,000 ohm, 25-turn cermet

Enclosure:

FRP NEMA Type 4X, 40 PSI washdown

Circuit Board:

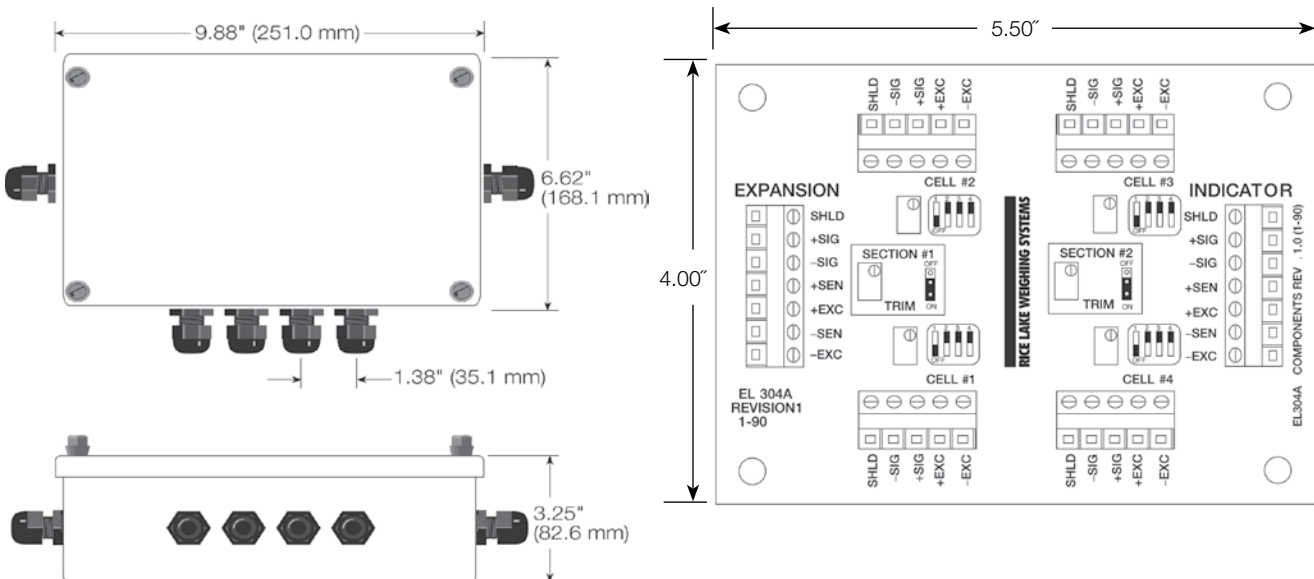
5.5 in x 4 in (139.7 mm x 101.6 mm) with anti-fungal coating

Operating Temperature:

0°F to 122°F (-18°C to 50°C)

Warranty:

One-year limited warranty



Specifications

Mounting Centers:

3.75 in x 2.31 in (95.2 mm x 58.7 mm)

Cable Fittings:

Nylon waterproof strain-relief type

Cable Diameter:

0.079 in-0.314 in (2.0 mm-8.0 mm)

Potentiometers:

100,000 ohm, 25 turns cermet

Trimming:

Individual cell and section signal, excitation trimming

Terminal Block:

Rated 300V/15A; seven-position screw terminal can each accommodate up to #16 AWG

Operating Temperature:

0°F to 122°F (-18°C to 50°C)

Warranty:

One-year limited warranty



Standard Features

- Fiberglass Reinforced Polyester (FRP), NEMA Type 4X enclosure
- Transient protection
- Signal or excitation trim
- Front panel mounting
- Strain relief cable fittings
- Number of cells: 1 through 10
- Trims odd numbers of cells without modification

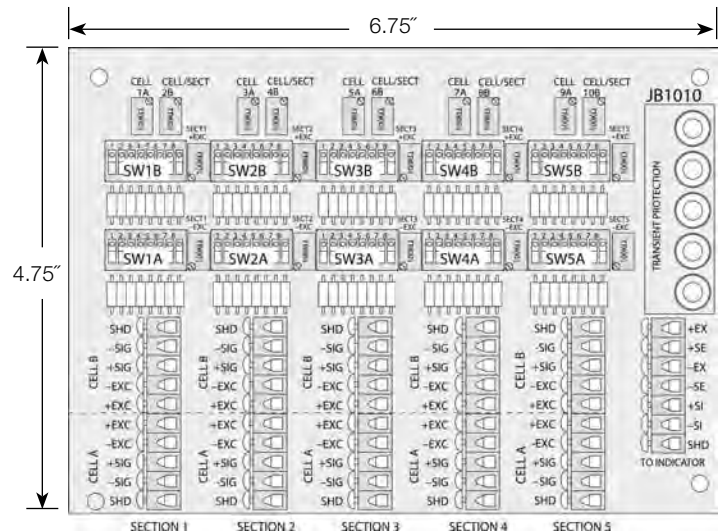
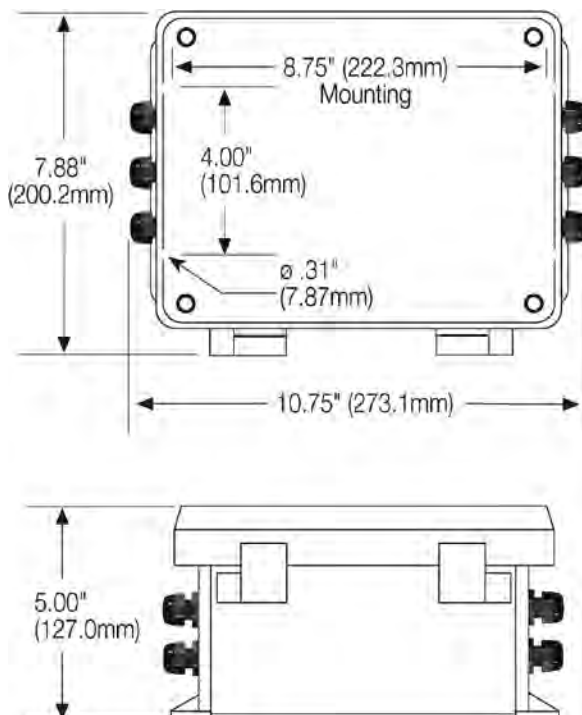
Applications

- Tank, truck, railroad, hopper and floor scales
- Universal field replacement of existing boxes
- Expansion of existing scales

Part Number/Price

Part #	Description	Price
36231	JB1010 signal/excitation trim junction box	\$650.00
36351	Board only	\$455.00
165276	Enclosure only (includes cord grip)	\$250.00

Note: Do not mix junction box models or use other brands of junction boxes with Rice Lake junction boxes. There is a risk of system instability.



JB1010ST

Signal Trim Junction Box with Transient Protection



Standard Features

- Stainless steel, NEMA Type 4X enclosure
- Transient protection using gas discharge tubes
- Section and individual cell trim capability
- Compact enclosure only 1.75 in deep
- Strain relief cable fitting
- Number of cells: Two, four, six, eight or 10 single load cells
- Any unused channels require modification
- Legal for Trade sealing screws, wire and seal included

Applications

- Tank, truck and railroad scales
- Summing 10 load cells with individual and section trimming capability

Part Number/Price

Part#	Description	Price
68813	JB 1010ST signal trim junction box	\$575.00
68811	Board only	\$435.00
165277	Enclosure only (includes cord grips)	\$460.00

Note: Do not mix junction box models or use other brands of junction boxes with Rice Lake junction boxes. There is a risk of system instability.

Specifications

Cable Fittings:

11 nylon cable strain relief for cable dimension range: 0.079 in to 0.314 in

Connectors:

Electrovert 0.197 miniature screw terminals, Five positions

Maximum wire size:

14 AWG
External enclosure ground stud

Trimming:

Individual cell and section signal trim

Potentiometers:

100,000 ohm, 25 turns cermet, individual trim
100 ohm potentiometers for section trimming

Enclosure:

Stainless steel

Circuit Board:

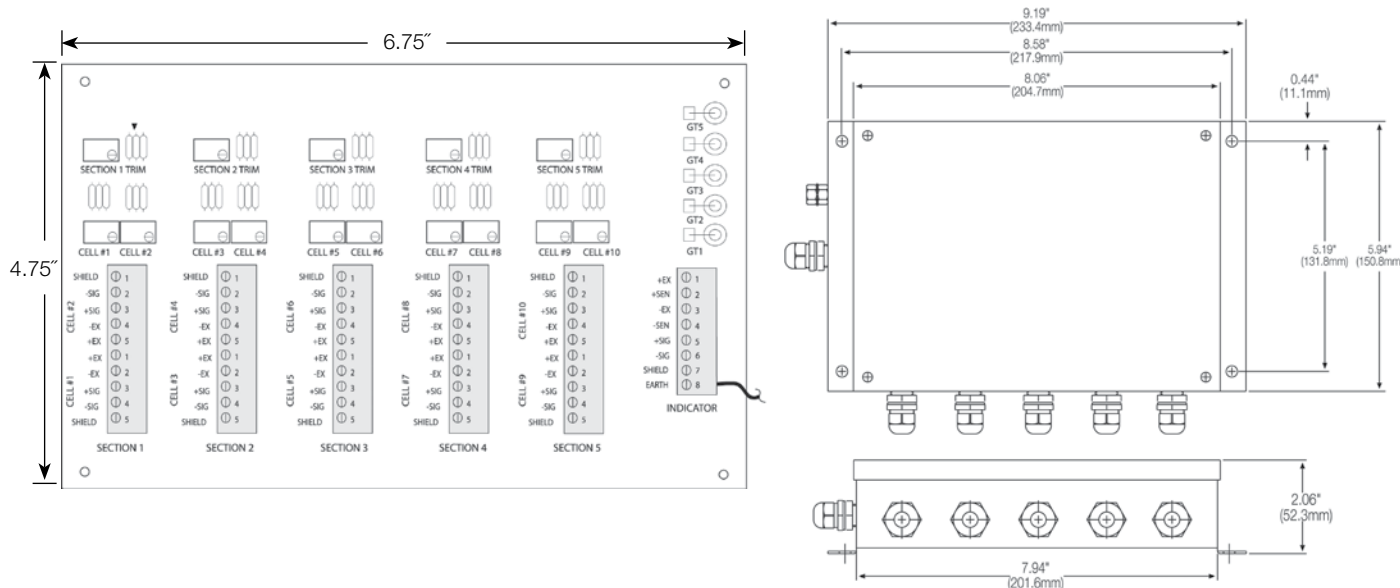
6.5 in x 4.5 in (165.1 mm x 114.3 mm)

Operating Temperature:

0°F to 122°F (-18°C to 50°C)

Warranty:

One-year limited warranty



Replacement Junction Boxes, Boards or Components

Model	Complete J-Box Replacement	Replacement Board Only	Replacement Cord Grips	Replacement Pressure & Condensation Vent	Desiccant Packs
JB4SS	88956 \$250.00	88958 \$150.00	58983 =PG7, \$4.00 59001 =PG11 \$3.70	88733 PreVent™ breather (vent) \$22.00 88734 (vent nut) \$1.05	92240 \$1.10
JB4ES	91779 \$250.00	89446 \$150.00	58983 =PG7, \$4.00 59001 =PG11 \$3.70	88733 PreVent™ breather (vent) \$22.00 88734 (vent nut) \$1.05	92240 \$1.10
JB4SP JB4SPT	91780 \$255.00 92762 \$445.00	88958 (load cell) \$150.00 & 89894 (transient protection) \$215.00	58983 =PG7, \$4.00 59001 =PG11 \$3.70	88733 PreVent™ breather (vent) \$22.00 88734 (vent nut) \$1.05	16039 \$2.10
JB4EP JB4EPT	91781 \$255.00 92763 \$445.00	89446 (load cell) \$150.00 & 89894 (transient protection) \$215.00	58983 =PG7, \$4.00 59001 =PG11 \$3.70	88733 PreVent™ breather (vent) \$22.00 88734 (vent nut) \$1.05	16039 \$2.10
EL204	73428 \$185.00	88958 \$150.00	N/A	N/A	N/A
JB8SP	91782 \$425.00 173807 FM approved \$425.00	89889 \$365.00 172415 FM approved \$365.00	15655 (cord grip) \$2.10 & 15656 (nut) \$1.05 =3/8" NPT 15628 (cord grip) \$4.00 & 15630 (nut) \$3.00 =1/2" NPT	88733 PreVent™ breather (vent) \$22.00 88734 (vent nut) \$1.05	16039 \$2.10
JB8SPT	91783 \$625.00	89889 (load cell) \$365.00 & 89894 (transient protection) \$215.00	15655 (cord grip) \$2.10 & 15656 (nut) \$1.05 =3/8" NPT 15628 (cord grip) \$4.00 & 15630 (nut) \$3.00 =1/2" NPT	88733 PreVent™ breather (vent) \$22.00 88734 (vent nut) \$1.05	16039 \$2.10
EL304A	21169 \$295.00	21301 \$215.00	N/A	N/A	N/A
JB1010	36231 \$650.00	36351 \$455.00	N/A	N/A	N/A
JB1010ST	68813 \$575.00	68811 \$435.00	N/A	N/A	N/A
EL210	91781 , JB4EP* \$255.00	92472 \$155.00	58983 =PG7, \$4.00 59001 =PG11 \$3.70	N/A	N/A
EL211A	91780 , JB4SP* \$255.00 (However the board does not have section trim capabilities)	92473 , \$160.00 (However the board does not have section trim capabilities)	58983 =PG7, \$4.00 59001 =PG11 \$3.70	N/A	N/A
EL604-AL	88956 , JB4SS* \$250.00	88958 \$150.00	58983 =PG7, \$4.00 59001 =PG11 \$3.70	N/A	N/A
EL604STA	88956 , JB4SS* \$250.00	88958 \$150.00	58983 =PG7, \$4.00 59001 =PG11 \$3.70	N/A	N/A
EL604ETA	91779 , JB4ES* \$250.00	89446 \$150.00	58983 =PG7, \$4.00 59001 =PG11 \$3.70	N/A	N/A
EL504	21165 \$350.00	21296 \$255.00	N/A	N/A	N/A
JB808S	91782 , JB8SP* \$425.00	92471 \$385.00	15655 (cord grip) \$2.10 & 15656 (nut) \$1.05 =3/8" NPT 15628 (cord grip) \$4.00 & 15630 (nut) \$3.00 =1/2" NPT	N/A	N/A
JB818ST	91783 , JB8SPT* \$625.00	Need (1) 77445 \$55.00 (1) 89889 \$365.00, & (1) 89894 \$215.00	15655 (cord grip) \$2.10 & 15656 (nut) \$1.05 =3/8" NPT 15628 (cord grip) \$4.00 & 15630 (nut) \$3.00 =1/2" NPT	N/A	N/A

*See catalog pages for enclosure dimensions

iQUBE 2®

Digital Diagnostic Junction Box

**Standard Features**

- iQUBE²® board has four A/D channels
- Stainless steel or Fiberglass Reinforced Polyester (FRP), NEMA Type 4X enclosure
- Supports networking up to four boards, for 16 A/D channels; connection can be up to four separate platforms with a system total, or four separate scale systems
- Diagnostic routines for weighing errors and system health
- Cell tests for overloaded, underloaded, zero reference, drift, noise and unbalanced conditions
- Onboard status LEDs for communication and visual bi-color indication of cell health
- Cell emulator compensates for load cell failure until a repair can be made
- Cal-Match[®] algorithm automatically trims and calibrates the scale in one pass of test weights (stopping over each mount)
- Standard communication RS-232/RS-422
- Option card slot for fiber optic, Ethernet TCP/IP, wireless TCP/IP, USB or RS-232/485
- Four digital I/O per card, for push-button operation, setpoint control or cell status

Applications

- Truck and railroad scales
- Tank and hopper scales
- Multi-channel scales
- Interfaces to 920i[®], 1280, VIRTUi2[®] and ASCII serial commands

Dimensions**Stainless Steel 8 in x 10 in**

A	8.91 in (226.3 mm)	E	11.50 in (292.1 mm)
B	10.13 in (257.3 mm)	F	10.75 in (268.5 mm)
C	12.57 in (319.3 mm)	G	6.00 in (152.4 mm)
D	4.29 in (109 mm)	H	0.312 in (7.9 mm)

FRP Large 10 in x 12 in

A	11.30 in (287 mm)	E	13.53 in (343.7 mm)
B	13.33 in (338.6 mm)	F	12.76 in (324.1 mm)
C	14.00 in (355.6 mm)	G	8.00 in (203.2 mm)
D	5.57 in (141.5 mm)	H	0.312 in (7.9 mm)

FRP Small 8 in x 10 in

A	9.31 in (236.5 mm)	E	11.51 in (287.2 mm)
B	11.31 in (287.2 mm)	F	10.75 in (273.1 mm)
C	12.85 in (326.4 mm)	G	6.00 in (152.4 mm)
D	5.42 in (137.7 mm)	H	0.312 in (7.9 mm)

Specifications**Enclosure:**

Stainless steel or Fiberglass Reinforced Polyester (FRP), NEMA Type 4X enclosure

Voltage Input:

115/230VAC power supply DC/DC converter for 9-36V
6-12VDC to CPU

Load Cell Inputs:

Four channels per board up to four networked boards

A/D Sampling Rate:

2.5-500 Hz (selectable)

Temperature Range:

14°F to 104°F (-10°C to 40°C)

Analog signal sensitivity:

0.3 uV/grad at 30 Hz
0.5 uV/grad at 100 Hz
1.2 uV/grad at 500 Hz

Load Cell Excitation:

5 V DC, 57 mA maximum per channel

Analog range:

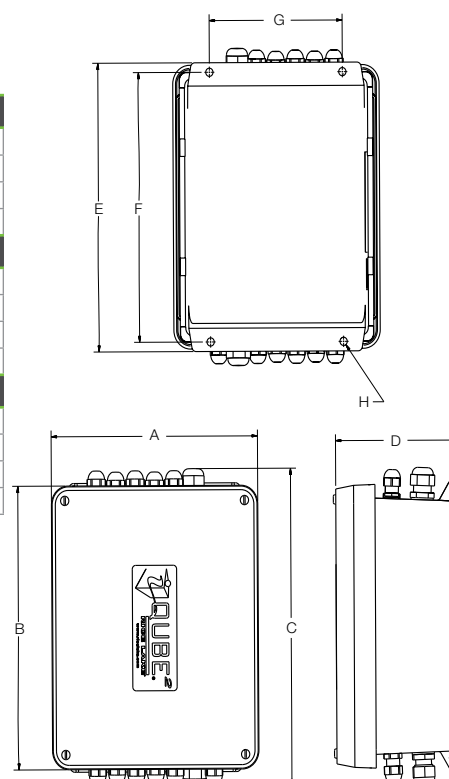
-4.5 mV/V to 4.5 mV/V

Approvals:

NTEP 03-032A1
Measurement Canada - AM-5561, Rev. 1
UL E151461
CE

Warranty:

Two-year limited warranty



Part Number/Price

Part #	Description	Est. Weight	Price
With AC Power Supply			
108425*	iQUBE2, four-channel, FRP 8 in x 10 in junction box	9 lb	\$1,100.00
108426	iQUBE2, four-channel, FRP 10 in x 12 in junction box	11 lb	\$1,300.00
108427	iQUBE2, eight-channel, FRP 10 in x 12 in junction box	11 lb	\$2,100.00
108428*	iQUBE2, four-channel, stainless steel 8 in x 10 in junction box	13 lb	\$1,800.00
Without Power Supply			
108429*	iQUBE2, four-channel, FRP 8 in x 10 in junction box	8 lb	\$1,000.00
108430	iQUBE2, four-channel, FRP 10 in x 12 in junction box	10 lb	\$1,200.00
108431	iQUBE2, eight-channel, FRP 10 in x 12 in junction box	10 lb	\$2,000.00
108432*	iQUBE2, four-channel, stainless steel 8 in x 10 in junction box	12 lb	\$1,800.00
Conduit Adaptors			
92734	Conduit adaptor 3/8 in NTP to 3/4 in NPT		\$25.00
92735	Conduit adaptor 1/2 in NTP to 3/4 in NPT		\$25.00

* Enclosure size 8 in x 10 in required for truck scale junction box pocket

Note: Do not mix junction box models or use other brands of junction boxes with Rice Lake junction boxes. There is a risk of system instability.

Options/Accessories

Part #	Description	Price
108433	Four-channel iQUBE2 board with cables and connectors	\$800.00
97475	DC/DC power supply, 9-36 VDC (requires factory installation)	\$175.00
108434	Remote power supply 115/230 VAC and transient board with enclosure	\$275.00
109396	Transient board	\$65.00
110949	Transient board with mount	\$80.00
161936	Hotspot Wi-Fi 802.11 a, b, g	\$1,195.00
161954	Hotspot in FRP enclosure	\$2,795.00
Communication Card		
108579	RS-232/RS-485 port	\$260.00
77142	Ethernet TCP/IP	\$400.00
108671	Wireless LAN 802.11 B/G	\$570.00
93245	USB port	\$175.00
77143	Fiber-optic board	\$200.00
77788	Fiber-optic board (installed in 920i)	\$200.00
Duplex Fiber (Max Run 350 ft)		
78026	Fiber-optic cable, 100 ft	\$140.00
78027	Fiber-optic cable, 200 ft	\$280.00
78910	Fiber-optic cable, custom length	\$1.40/ft
Home Run Cable		
116587	EL166 16 gauge, six conductor, shielded	\$2.65/ft
Software		
77925	Revolution® configuration software	\$35.00
108435	Virtui2® virtual indicator demo CD	N/C
108436	Virtui2 activation part number	\$500.00
112262	Firmware update flash cable	\$50.00
920i® Indicators for use with iQUBE2, requires version 4 software		
77790	920i universal, 115 VAC, without A/D	\$2,025.00
77791	920i universal, 230 VAC, without A/D	\$2,025.00
93243	920i deep universal, 115 VAC, without A/D	\$2,225.00
93244	920i deep universal, 230 VAC, without A/D	\$2,225.00
77792	920i panel mount, 115 VAC, without A/D	\$2,025.00
77793	920i panel mount, 230 VAC, without A/D	\$2,025.00
77794	920i wall mount, 115 VAC, without A/D	\$2,625.00
77795	920i wall mount, 230 VAC, without A/D	\$2,625.00



Sample Configurations*

*Not an actual system—illustrates connectivity

Options/Accessories

Part #	Description	Price
1280 Indicators for use with iQUBE2		
189623	1280 7 in touch-only, AC power supply, no power cord, standard display, without A/D	\$2,480.00
188526	1280 7 in touch-only, AC power supply, no power cord, high visibility display, without A/D	\$2,580.00
188395	1280 12 in touch-only, AC power supply, no power cord, high visibility display, without A/D	\$3,180.00
181073	1280 panel mount, DC power supply, no power cord, standard display, without A/D	\$2,480.00
178473	1280 panel mount, AC power supply, no power cord, high visibility display, without A/D	\$2,580.00
176214	1280 wall mount, AC power supply, U.S. power cord, standard display, without A/D	\$2,930.00
171667	1280 wall mount, AC power supply, U.S. power cord, high visibility display, without A/D	\$2,940.00
174750	1280 panel mount, AC power supply, no power cord, standard display, without A/D	\$2,480.00
174207	1280 universal, AC power supply, Europe power cord, standard display, without A/D	\$2,680.00
171582	1280 universal, AC power supply, U.S. power cord, standard display, without A/D	\$2,680.00
188713	1280 universal, DC power supply, no power cord, standard display, without A/D	\$2,645.00
171540	1280 universal, DC power supply, no power cord, high visibility display, without A/D	\$2,705.00
172419	1280 universal, AC power supply, U.S. power cord, high visibility display, without A/D	\$2,780.00

Specifications

Dimensions:

(W x L x D) 4 in x 4 in x 2.5 in

Mounting Centers:

3.75 in x 2.31 in (95.2 mm x 58.7 mm)

Temperature:

Operating Range: 0°F to 122°F (-18°C to 50°C)

Cable Fittings:

Nylon waterproof strain-relief type

Cable Diameter:

0.079 in-0.314 in (2.0 mm-8.0 mm)

Terminal Block:

Rated 300 V/15 A; seven-position, screw terminal can each accommodate up to # 16 AWG

Warranty:

One-year limited warranty



Standard Features

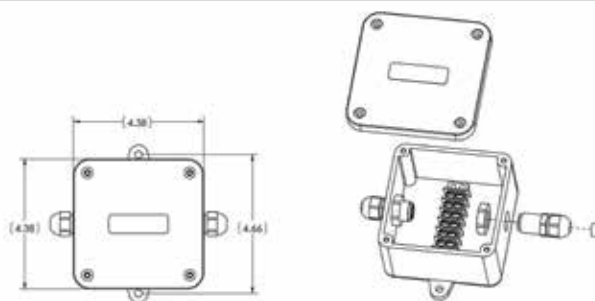
- Non-metallic PVC enclosure with separate input and output cable fittings
- No soldering, compression or swaged fittings are required

Applications

- For splicing or extending load cell cable


Part Number/Price

Part #	Description	Price
21161	EL168 one-cell junction box	\$66.00



TP75 DC

Transient Protection



Specifications

Protection Type:

Six-channel type with separate shield

Maximum Excitation Voltage:

22.8 VDC

Response Time:

Five nanoseconds

Peak Surge Currents:

100 amps

Series Resistance:

0.0 ohm

Series Inductance:

0.0 µH

Grounding:

10 AWG wire or larger (not provided)

Cable Fitting:

(2) nylon strain relief for 0.187in-0.312in (4.7mm-7.9mm) diameter cable

Enclosure:

Impact-resistant polycarbonate NEMA Type 4X, maximum 40 psi washdown

Operating Temperature:

4°F to 121°F (-20°C to 85°C)

Circuit Board Dimensions:

2.22 x 2.22 in (56.4 x 56.4 mm)

Dimensions:

(W x H x D) 4.38 x 3.15 X 3.38 (111.1 x 80 x 85.9 mm)

Warranty:

One-year limited warranty

Standard Features

- Avalanche diode design
- Full six-wire with shield protection
- NEMA Type 4X enclosure
- Unlimited number of parallel load cells; up to eight in series
- Terminal lugs provided

Applications

- Protects load cells and indicators from voltage transients
- Tank, bin and hopper scales
- Truck and railroad scales
- Suitable for outdoor use

Part Number/Price


Part #	Description	Price
33185	TP75 DC transient protection	\$225.00

Options/Accessories

Part #	Description	Price
31164	Circuit board only	\$170.00

UJB3T6 DC

Transient Protection



Standard Features

- Factory serviceable
- Full six-wire with shield protection
- #6 SEMS screw type; accepts spade lugs, tinned leads or bare wires up to #12 AWG
- Up to eight parallel or summed load cells
- 50K baud maximum transmission frequency
- Up to six serial data lines can be protected instead of load cells

Applications

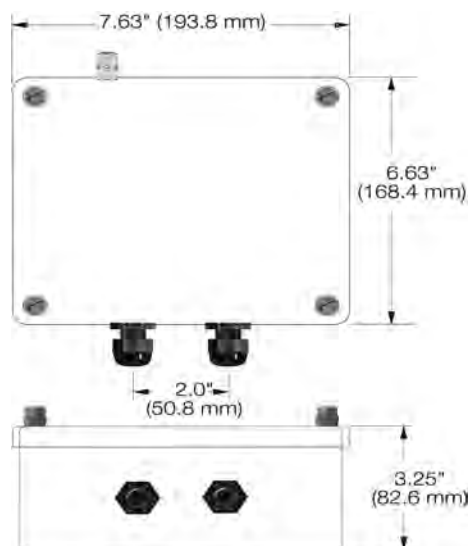
- Protects load cells from voltage transients
- Compatible with signals down to 1 μ V grad
- Installations exposed to significant transients
- Protects serial communication lines

Part Number/Price

Part#	Description	Price
21134	UJB3T6	\$425.00

Options/Accessories

Part#	Description	Price
21135	Six-channel load cell transient protector, board only	\$250.00



Specifications

Protection Type:

Six-channel type with separate shield

Maximum Excitation Voltage:

20 VDC or 20 VAC

Clamping Voltage:

75 VDC or 75 VAC

Clamping Time:

75 VDC Stages <100 nanoseconds typical

Peak Surge Currents:

75 VDC Stage-5000 amperes

Maximum Serial Transmission Rate:

50K baud

Series resistance:

0.219 ohm typical

Series inductance:

110 μ h typical

Grounding:

20 ft (6.1 m) insulated # 10 AWG wire

Cable Fitting:

(2) nylon strain relief for 0.079-0.236 in (2.0-6.0 mm) diameter cable

Enclosure:

Fiberglass-Reinforced Polyester (FRP) NEMA Type 4X, maximum 40 psi washdown

Operating Temperature:

14°F to 104°F (-10°C to 40°C)

Circuit Board:

6.75 x 4.75 in (171.5 x 120.7 mm) with anti-fungal coating

Dimensions:

7.63 W x 6.63 H x 3.25 in D (193.8 W x 168.3 H x 82.6 mm D)

Warranty:

One-year limited warranty

TP232 RS-232

High Energy Serial Protection



Specifications

Clamping Voltage (Stage One):

72 V DC minimum, 108 V DC maximum

Series Resistance (Stage Two):

2.7 ohm

Clamping Voltage (Stage Three):

14.3 V minimum, 15.7 V maximum

Temperature:

Operating Range: 0°F to 122°F (-18°C to 50°C)

Clamping Time:

Less than 5 x 10⁻⁹ seconds

Connectors:

Five-position terminal blocks

Dimensions:

Approximately 4.5 L x 3.3 W x 1.8 in H (114.3 L x 83.8 W x 45.7 mm H)

Weight:

Approximately 0.42 lb (0.19 kg)

Approvals:

CE marked

Warranty:

One-year limited warranty

Standard Features

- Two metal mounting brackets
- Three stages of protection: Gas discharge tube, series resistor and transient voltage suppressor (TVS)
- Two terminal posts for ground
- RS-232 high energy surge protector
- Terminal blocks for transmit, receive, request to send, clear to send and signal ground
- Safe for use with computers and PLCs

Applications

- Indicators
- Remote displays
- Printers
- Computers
- PLC

Part Number/Price

Part #	Description	Price
69201	TP232	\$175.00

Options/Accessories

Part #	Description	Price
17778	12 in ground strap	\$14.00
17781	24 in ground strap	\$18.00
69516	Additional installation manual	\$6.00

Ranger 1



Specifications

Variable Range:

0-3 mV/V

Impedance:

700 ohm nominal

Temperature:

Operating Range: 0°F to 122°F (-18°C to 50°C)

Connectors:

Binding posts suitable for banana plug or 14 gauge wire

Temperature Coefficient:

±100 ppm/°C

Dimensions:

(W x L x H) 4.5 in x 3.5 in x 1.25 in (114.3 mm x 88.9 mm x 31.8 mm)

Warranty:

One-year limited warranty

Standard Features

- ABS plastic case, weighs less than 1 lb
- Large vernier knob, smooth 10-turn potentiometer
- Ideal tool for troubleshooting a scale system, bench testing stability of indicators and setpoint simulation
- Binding posts are color coded to ISA S37.8 standard

Part Number/Price

Part #	Description	Price
68029	Ranger 1 variable range simulator	\$145.00

Options/Accessories

Part #	Description	Price
21116	Cable with banana plugs	\$60.00

Ranger 3



Standard Features

- ABS plastic case, weighs less than 1 lb
- Fixed rotary switch, -0.5 mV/V to 4.5 mV/V in nine steps of 0.5mV/V per step
- Ideal tool for calibrating the indicator A-D offset and gain setting
- A-D calibration steps for -0.5 mV/V for offset and 4.5 mV/V for gain
- Used in testing, troubleshooting and calibrating digital weight indicators
- Binding posts are color coded to ISA S37.8 standard

Part Number/Price

Part #	Description	Price
68030	Ranger 3 simulator	\$360.00

Options/Accessories

Part #	Description	Price
21116	Cable with banana plugs	\$60.00

Specifications

Range:

-0.5 mV/V-4.5 mV/V range

Impedance:

350 ohm nominal

Nonlinearity:

Less than 0.02%

Connectors:

Binding posts suitable for banana plug or 14-gauge wire

Temperature Coefficient:

±5 ppm/ °C

Dimensions:

(W x L x H) 4.5 in x 3.5 in x 1.25 in (114.3 mm x 88.9 mm x 31.8 mm)

Warranty:

One-year limited warranty

Transducer Simulator 4



Standard Features

- Designed for high accuracy
- Sealed lid with neoprene O-ring
- Dustproof and crush tested to 500 lb
- Four operational modes include: vernier adjustment, calibrated adjustment, 0.25 mV/V offset and 0.50 mV/V offset
- Ideal for setpoint or batching simulation

Part Number/Price

Part #	Description	Price
22513	Transducer simulator 4	\$750.00

Options/Accessories

Part #	Description	Price
21116	Cable with banana plugs	\$60.00

Specifications

Range:

Choose any fixed setting ± 0.25 mV or 0.50 mV through a 10-turn wire-wound potentiometer with locking clutch, fixed and variable

Maximum Voltage:

15 V

Linearity:

Less than ± 0.02% full scale

Temperature Coefficient:

Absolute 5 ppm/°C; Tracking less than 0.5 ppm/°C

Load Factors:

Simulates one, two, three, four or eight 350-ohm load cells; or two, four, six, eight or 16 700-ohm load cells

Offset:

+0.25mV/V for use with digitally calibrated meters requiring positive dead load for calibration

Connectors:

Six-way binding posts, suitable for loose wires or banana jacks

Warranty:

One-year limited warranty

Specifications

Fixed Steps:

-0.5 mV/V–4.5 mV/V range

Vernier:

Variable range: up to 0.5 mV/V, up to 1 mV/V, up to 1.5 mV/V

Impedance:

350 ohm nominal

Nonlinearity:

Less than 0.02%

Connectors:

Binding posts suitable for banana plug or 14 gauge wire

Temperature Coefficient:

± 5 ppm/°C

Dimensions:

(L x W x H) 4.5 in x 3.5 in x 1.25 in (114.3 mm x 88.9 mm x 31.8 mm)

Warranty:

One-year limited warranty



Standard Features

- ABS plastic case, weighs less than 1 lb
- Fixed rotary switch, -0.5 mV/V to 4.5 mV/V in nine steps of 0.5 mV/V per step
- 10-turn vernier knob with locking graduated dial
- Vernier selection of four ranges: Off, Fine, Medium and Coarse
- Ideal tool for calibrating indicator A/D offset and gain setting
- A/D calibration steps for -0.5 mV/V for offset and 4.5 mV/V for gain
- Used in testing, troubleshooting and calibrating digital weight indicators
- Binding posts are color coded to ISA S37.8 standard

Part Number/Price

Part #	Description	Price
68031	Ranger 5 simulator	\$460.00

Options/Accessories

Part #	Description	Price
21116	Cable with banana plugs	\$60.00

Specifications

Vernier:

Two ranges; one is equal to the sum of the 0.05 mV/V switch and the 0 mV/V-0.5 mV/V switch. The other is the sum of the 0.5 mV/V, 0.1 mV/V and 0.01 mV/V switches.

Load Impedance:

Three settings: X0.5= 700 ohms, X1= 350 ohms (one standard load cell), X4= 87.5 ohms (four load cell platform)

Linearity:

± 0.01% + 1µV

Connectors:

Low Thermal Electronics, Type 2758 precision gold plated binding posts Standard banana jacks or 14 AWG wire

Temperature Coefficient:

5 ppm/°C

Zero Offset:

± 0.0005 mV/V

Output Range:

0 mV/V-3 mV/V in 0.01 mV/V steps

LED Annunciators:

EXC +
EXC -
Offset ON
0.5 mV/V
0.1 mV/V



Standard Features


- Designed for high resolution,
- Used in high precision testing, troubleshooting and calibrating digital weight indicators
- Switchable offset
- Painted die-cast enclosure

Part Number/Price

Part #	Description	Price
157323	Ranger 7 high resolution calibration simulator	\$700.00

Options/Accessories

Part #	Description	Price
21116	Cable with banana plugs	\$60.00



Livestock Scales

TABLE OF CONTENTS

ROUGHDECK® SLV	618
<i>Single Animal Livestock Scale</i>	
FARM BARS	620

ESPAÑOL | Visite [ricelake.com/spanish](https://www.ricelake.com/spanish)
para ver todos los materiales
Rice Lake que están
disponibles en español.

*The following product names, logos, brands and other trademarks featured
or referred to within this publication are the property of their respective trademark holders.*

RoughDeck® SLV

Single Animal Livestock Scale



Shown with racks and optional sliding gate
PN 160100

Specifications

End Load Capacity:

125% full scale

Outside Dimension:

(L x W) 8 ft x 3 ft

(L x W) 8 ft x 4 ft

Cable Length:

20 ft (6 m)

Capacity:

8 ft x 3 ft: 4,000 lb increments

8 ft x 4 ft: 4,000 lb increments

Warranty:

Two-year limited warranty (scale only)

Approvals:

NTEP CC 92-001 Class III 4,000d

Capacity not to exceed 4,000 x 1 lb and platform size not to exceed 32 sq ft.

Standard Features

- Swing gate
- Mild steel construction
- Rugged diamond safety treadplate deck
- Rigid structural steel channel frame
- NEMA Type 4X stainless steel side-access junction box without quick connector
- Signal trim summing board
- Four adjustable stainless steel SUREFOOT™ support feet
- 20 ft (6 m) SURVIVOR® EL147HE hostile environment load cell cable
- Four alloy steel load cells

APPROVALS



Part Number/Price

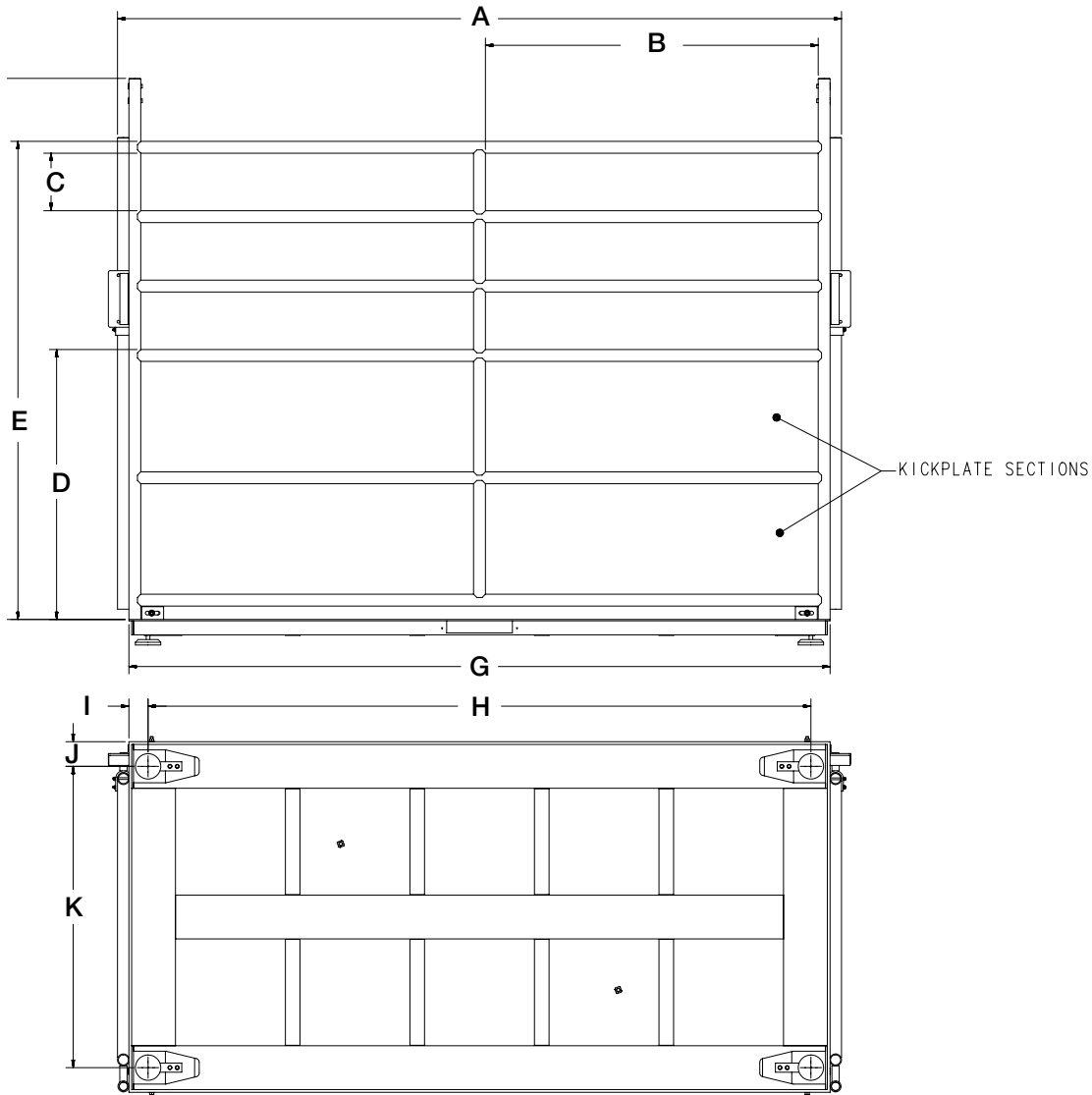
Part #	Outside Dimensions	Capacity	Est. Weight	Price
103617	8 ft x 3 ft	4,000 lb, 20 ft without Quick Connect, modified to fit gate and rack	565 lb	\$2,800.00
78452	8 ft x 3 ft	4,000 lb, 20 ft without Quick Connect	565 lb	\$2,800.00
103619	8 ft x 4 ft	4,000 lb, 20 ft without Quick Connect, modified to fit gate and rack	750 lb	\$2,900.00
78453	8 ft x 4 ft	4,000 lb, 20 ft without Quick Connect	750 lb	\$2,900.00
RoughDeck SLV 4,000 lb Bundle Package (Ships Assembled)				
124192	8 ft x 3 ft	Includes: scale, gate and rack, kick plates, 482 digital indicator, factory calibration	1,200 lb	\$5,100.00
160100	8 ft x 3 ft	Includes: scale, 2 sliding gates and racks, kick plates, 482 digital indicator, factory calibration	1,310 lb	\$7,500.00
124193	8 ft x 4 ft	Includes: scale, gate and rack, kick plates, 482 digital indicator, factory calibration	1,500 lb	\$5,500.00

Options/Accessories

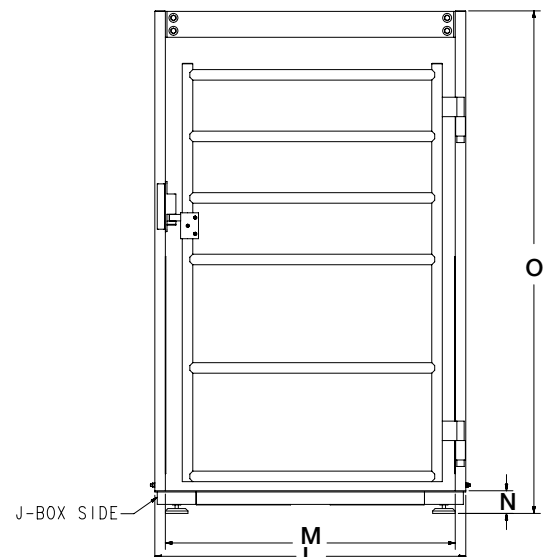
Part #	Description	Price
Consult	Smooth deck instead of diamond safety tread plate	N/C
N/A	Stainless steel load cells (RL35023S) and stainless steel junction box	\$705.00
N/A	Stainless steel welded-seal IP67 load cells (RL35082) and stainless steel junction box	\$1,170.00
N/A	Angle iron bolted to scale for wood deck provisions (wood to be supplied by customer)	\$200.00
N/A	Rubber mat	Consult
N/A	Slide gate	Consult
N/A	Chutes for use with 8 ft x 4 ft scale only	Consult
18777	Floor anchor plates, mild steel (set of 2)	\$35.00
18778	Floor anchor plates, stainless steel (set of 2)	\$45.00

RoughDeck® SLV

Single Animal Livestock Scale



Dimensions			
3 ft x 8 ft			
A	99.12 in	I	2.625
B	45.56	J	3.375
C	7.88	K	29.25
D	36.95	L	36
E	65.45	M	32.75
F	74.00	N	3.50
G	95.00	O	77.58
H	90.75		
4 ft x 8 ft			
A	99.12 in	I	2.625
B	45.56	J	3.375
C	7.88	K	41.250
D	36.95	L	48
E	65.45	M	44.75
F	74.00	N	3.50
G	95.00	O	77.58
H	90.75		



Farm Bars



Standard Features

- Cable length 12 ft
- Three feet ArmorGuard cable included
- Kit includes 482 Legend Series digital weight indicator
- Factory calibrated when sold with instrumentation
- Capacities from 2,500 lb to 10,000 lb

Dimensions, Farm Bar 2,500U

L	L-7 in	D	D + 6 in	H
22 in	15 in	19.75 in	25.75 in	4 in

Dimensions, Farm Bar 5,000U

L	L-7	D	D + 6	H
26 in	19 in	23.75 in	29.75 in	4 in
33 in	26 in	30.75 in	36.75 in	4 in
36 in	29 in	33.75 in	39.75 in	4 in
40 in	33 in	37.75 in	43.75 in	4 in
44 in	37 in	41.75 in	47.75 in	4 in
48 in	41 in	45.75 in	51.75 in	4 in

Dimensions, Farm Bar 10,000U

L	L-7	D	D + 6	H
32 in	25 in	29.75 in	35.75 in	4 in
36 in	29 in	33.75 in	39.75 in	4 in
48 in	41 in	45.75 in	51.75 in	4 in
60 in	53 in	57.75 in	63.75 in	4 in
72 in	65 in	69.75 in	75.75 in	4 in

Specifications

Safe Overload:

150%

Full Scale Output (FS):

3mv/V nominal**

** Output is standardized for each model of load bar, consult factory for details

Maximum Excitation:

15 VDC

Nonlinearity:

0.02% FS

Hysteresis:

0.02% FS

Thermal Sensitivity Shift:

0.0008% of reading/° F

Thermal Zero Shift:

0.0015% FS/° F

Side Discrimination:

1,000:1

Bridge Resistance:

350 ohms

Temperature Range:

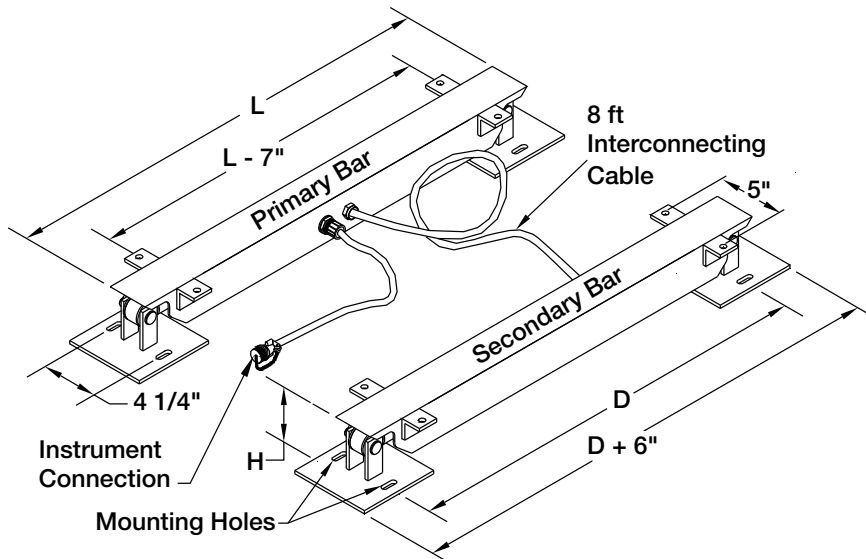
-40 to 111°F (-40 to 44° C)

Cable Configuration:

8 ft between bars and 12 ft for the indicator

Warranty:

Two-year limited warranty



Part Number/Price

Part #	Size L x W x H	Description	Est. Weight	Price
With Instrumentation				
2,500 lb Capacity				
127519	22 x 2 x 4 in	2,500 lb 22 – Farm Bar Kit, 22 in with 482, 2,500 capacity, square pads	98 lb	\$2,195.00
5,000 lb Capacity				
130259	26 x 2 x 4 in	5,000 lb 26 – Farm Bar Kit, 26 in with 482, 5,000 capacity, square pads	117 lb	\$2,495.00
127761	33 x 2 x 4 in	5,000 lb 33 – Farm Bar Kit, 33 in with 482, 5,000 capacity, square pads	123 lb	\$2,495.00
130264	36 x 2 x 4 in	5,000 lb 36 – Farm Bar Kit, 36 in with 482, 5,000 capacity, square pads	128 lb	\$2,495.00
128678	40 x 2 x 4 in	5,000 lb 40 – Farm Bar Kit, 40 in with 482, 5,000 capacity, square pads	134 lb	\$2,495.00
128679	44 x 2 x 4 in	5,000 lb 44 – Farm Bar Kit, 44 in with 482, 5,000 capacity, square pads	140 lb	\$2,495.00
130269	48 x 2 x 4 in	5,000 lb 48 – Farm Bar Kit, 48 in with 482, 5,000 capacity, square pads	146 lb	\$2,495.00
10,000 lb Capacity				
185436	32 x 2 x 4 in	10,000 lb 32 – Farm Bar Kit, 32 in with 482, 10,000 capacity, square pads	152 lb	\$2,695.00
127498	36 x 2 x 4 in	10,000 lb 36 – Farm Bar Kit, 36 in with 482, 10,000 capacity, square pads	152 lb	\$2,695.00
127502	48 x 2 x 4 in	10,000 lb 48 – Farm Bar Kit, 48 in with 482, 10,000 capacity, square pads	175 lb	\$2,695.00
127504	60 x 2 x 4 in	10,000 lb 60 – Farm Bar Kit, 60 in with 482, 10,000 capacity, square pads	210 lb	\$2,695.00
127506	72 x 2 x 4 in	10,000 lb 72 – Farm Bar Kit, 72 in with 482, 10,000 capacity, square pads	230 lb	\$2,695.00
Without Instrumentation				
2,500 lb Capacity				
152016	22 x 2 x 4 in	2,500 lb 22 – Farm Bar set, with square pads	92 lb	\$1,795.00
5,000 lb Capacity				
152018	26 x 2 x 4 in	5,000 lb 26 – Farm Bar set, with square pads	111 lb	\$2,095.00
152019	33 x 2 x 4 in	5,000 lb 33 – Farm Bar set, with square pads	117 lb	\$2,095.00
152020	36 x 2 x 4 in	5,000 lb 36 – Farm Bar set, with square pads	122 lb	\$2,095.00
152021	40 x 2 x 4 in	5,000 lb 40 – Farm Bar set, with square pads	128 lb	\$2,095.00
152022	44 x 2 x 4 in	5,000 lb 44 – Farm Bar set, with square pads	134 lb	\$2,095.00
152023	48 x 2 x 4 in	5,000 lb 48 – Farm Bar set, with square pads	140 lb	\$2,095.00
10,000 lb Capacity				
185437	32 x 2 x 4 in	10,000 lb 32 – Farm Bar set, with square pads	146 lb	\$2,395.00
152024	36 x 2 x 4 in	10,000 lb 36 – Farm Bar set, with square pads	146 lb	\$2,395.00
152025	48 x 2 x 4 in	10,000 lb 48 – Farm Bar set, with square pads	169 lb	\$2,395.00
152026	60 x 2 x 4 in	10,000 lb 60 – Farm Bar set, with square pads	204 lb	\$2,395.00
152027	72 x 2 x 4 in	10,000 lb 72 – Farm Bar set, with square pads	224 lb	\$2,395.00

Options/Accessories

Part #	Description	Price
159788	Extension cable, farm bar, 10 ft long	\$195.00
127556	Four-pin male connector 12 ft for indicator	\$95.00
127777	Inline with 3 ft stainless steel flex conduit and dust cap	\$95.00
164582	482 Indicator	\$962.00
23113	Printer TM-U295	\$615.00
71630	Scale tickets, 500/pack	\$50.00
15547	Cable	\$65.00

Load Cells / Weigh Modules

TABLE OF CONTENTS

SURVIVOR WEIGH MODULE

SURVIVOR PARAMOUNTS® HE	626
<i>Medium-capacity Weigh Module Systems</i>	
RL1700 HE	628
<i>Light- to Medium-capacity Weigh Modules</i>	
RL1600 HE	630
<i>Medium-capacity Weigh Modules</i>	
RL1855 HE-HS	632
<i>Medium-capacity Weigh Modules with Hermetically Sealed Load Cells</i>	
RL2100 HE	634
<i>Heavy-capacity Weigh Modules</i>	

WEIGH MODULES

ITCM	636
<i>Isolated Tension Cell Modules</i>	
ITCM SS	639
<i>Stainless Steel Isolated Tension Cell Modules</i>	
ITCM HE	641
<i>Stainless Steel, Welded Seal, NTEP Certified Isolated Tension Cell Modules</i>	
RL50210 TA	643
<i>50lb-500lb Capacity Mini Tank Weighing Module</i>	
RL50219SS-TA	645
<i>50lb-500lb Capacity Mini Tank Weighing Module, Stainless Steel</i>	
RL50210 TA	647
<i>1,000lb-2,500lb Capacity Mini Tank Weighing Module</i>	
PARAMOUNTS® EP	649
<i>Environmentally Protected, Mild Steel, Light- to Medium-capacity Tank Weighing Systems</i>	
PARAMOUNTS® HS	651
<i>Hermetically Sealed, Mild Steel, Light- to Medium-capacity Tank Weighing Systems</i>	
RLBTM MILD/STAINLESS STEEL	653
<i>Mild Steel/Stainless Steel Weigh Modules</i>	
RL1800 SERIES	654
<i>Mild Steel/Stainless Steel Weigh Modules</i>	
RL1900 SERIES	656
<i>Stainless Steel Weigh Modules</i>	
RLTM	658
<i>Stainless Steel Tank Weigh Modules</i>	
RL9000TWM SERIES	660
<i>Tank, Hopper and Vessel Weighing Assembly</i>	
RL9000TWM-HT	664
<i>Tank, Hopper and Vessel Weigh Module</i>	
RL2200 SERIES	666
<i>Tank, Hopper and Vessel Weighing Assembly</i>	
RL2200 SS SERIES	668
<i>Stainless Steel, Tank, Hopper and Vessel Weighing Assembly</i>	
RLC	670
<i>Stainless Steel Weigh Modules, VPG Revere</i>	
220 UNIVERSAL MOUNT	672
<i>Stainless Steel Weigh Modules, VPG Tedeo-Huntleigh</i>	
EZ MOUNT 1	674
<i>Mild Steel Weigh Modules, Rice Lake Weighing Systems</i>	

EZ MOUNT 1 SS	676
<i>Stainless Steel Weigh Modules, Rice Lake Weighing Systems</i>	
EZ MOUNT 1 HE	678
<i>Stainless Steel Weigh Modules, Hermetically Sealed, Rice Lake Weighing Systems</i>	
RL1600 SERIES CAST IRON	680
<i>Cast Iron Weigh Modules</i>	
RL1600 SERIES	682
<i>Mild Steel Weigh Modules</i>	
RL1600 SERIES SS	684
<i>Stainless Steel Weigh Modules</i>	
MVS MOUNT/MVS	686
<i>Conversion Kit</i>	
TRANSLINK™ PARALLEL LINK TRUCK SCALE ASSEMBLY	688
<i>Rice Lake Weighing Systems</i>	
MOTOR TRUCK SCALE ELECTRONIC CONVERSION KIT	689
<i>Rice Lake Weighing Systems</i>	
MAGNAMOUNT®	691
<i>Tank, Truck and Railroad Track Assembly</i>	
METTLER TOLEDO™ DIGITOL® RETROFIT KIT	692
<i>Stainless Steel, Rice Lake Weighing Systems/Flintec</i>	
ELECTRONIC FLOOR SCALE UNDERDECK KITS	694
S-BEAM	
RL20000I	696
<i>Alloy Steel, Environmentally Sealed, NTEP Certified 1:5,000 III/1:10,000 III, IP67</i>	
RL20000SS	697
<i>Stainless Steel, Environmentally Sealed, NTEP Certified 1:10,000 Class III Single Cell, IP67</i>	
RL20000ST	698
<i>Stainless Steel, Environmentally Sealed, NTEP Certified 1:10,000 Class III Single Cell, IP67</i>	
RL20001I	699
<i>Alloy Steel, Environmentally Sealed, NTEP Certified Single Cell 1:5,000 III/1:10,000 III, IP67</i>	
RL20001HE	700
<i>Stainless Steel, Welded Seal, NTEP Certified 1:5,000 Class III/1:10,000 Class III Single Cell, IP68</i>	
RLETS	701
<i>Alloy Steel, Environmentally Sealed, OIML C3, IP67</i>	
SINGLE-ENDED BEAM	
RL32018	702
<i>Alloy Steel, Environmentally Sealed, NTEP Certified 1:5,000 Class III Multiple Cell, IP66</i>	
RL32018S	703
<i>Stainless Steel, Environmentally Sealed, NTEP Certified 1:5,000 Class III Multiple Cell, IP66</i>	
RL32018S-P	704
<i>Stainless Steel, Hermetically Sealed, IP69K</i>	
RL32018S-HE	705
<i>Stainless Steel, Hermetically Sealed, NTEP Certified 1:5,000 Class III Multiple Cell, IP69K</i>	

RL32019S-HE	706
<i>Stainless Steel, Hermetically Sealed, NTEP Certified 1:5,000 Class III Multiple Cell, IP69K</i>	
RL32218S-HE	707
<i>Stainless Steel, Hermetically Sealed, NTEP Certified 1:5,000 Class III Multiple Cell, IP69K</i>	
RL9018SS	708
<i>Stainless Steel, Hermetically Sealed, NTEP Certified 1:4,000S/1:5,000M, OIML C3, IP68</i>	
RL30000I	709
<i>Alloy Steel, Environmentally Sealed, NTEP Certified 1:5,000 III Class III Multiple Cell, IP67</i>	
RL30002 THRU HOLE	710
<i>Alloy Steel, Environmentally Sealed, NTEP Certified 1:5,000 III Class III Multiple Cell, IP67</i>	
RLH35	711
<i>Stainless Steel, NTEP Certified 1:5,000 Class III Multiple Cell, Welded Seal, IP67</i>	
RL39123	712
<i>Stainless Steel, Environmentally Sealed, IP67</i>	
RL32018S-T	713
<i>Stainless Steel, Hermetically Sealed, NTEP Certified, 1:5,000 Class III Multiple Cell, IP69K</i>	
RL30745	714
<i>Stainless Steel, Welded Seal, NTEP Certified 1:5,000 Class III Multiple, IP67</i>	
RL35023	715
<i>Alloy Steel, Environmentally Sealed, NTEP Certified 1:5,000 Class III Multiple Cell, IP67</i>	
RL35023S	716
<i>Stainless Steel, Environmentally Sealed, NTEP Certified 1:5,000 Class III Multiple Cell, IP67</i>	
RL35023S PAINTED	717
<i>Stainless Steel, Environmentally Sealed, NTEP Certified 1:5,000 Class III Multiple Cell, IP67</i>	
RL35083	718
<i>Stainless Steel, Welded Seal, IP67</i>	
RL35082	719
<i>Stainless Steel, Welded Seal IP67/Hermetic Seal IP69K, NTEP Certified 1:5,000 Class III Multiple Cell</i>	
RLETB	720
<i>Alloy Steel, Environmentally Sealed, OIML C3, IP67</i>	
RLHTO	721
<i>Stainless Steel, Hermetically Sealed, IP66/68</i>	
RLSSB	722
<i>Stainless Steel, Welded Seal, NTEP Certified 1:5,000 Class III Multiple Cell, IP67</i>	
RLSB250/RLSB250T	723
<i>Stainless Steel, Welded Seal, NTEP Certified 1:5,000 Class III Multiple Cell, IP67</i>	
RL50219SS	724
<i>Stainless Steel, Environmentally Sealed, IP65</i>	
RL50210	725
<i>Alloy Steel, Environmentally Sealed, IP65</i>	
RL60040SSST	726
<i>Stainless Steel, Environmentally Sealed, IP65</i>	
RL408BS	727
<i>Alloy Steel, Environmentally Sealed, IP65</i>	
RLHBB	728
<i>Stainless Steel, Hermetically Sealed, NTEP Certified 1:4,000 Class III Single Cell 1:5,000 Class III Multiple Cell, OIML C3, IP68</i>	

ESPAÑOL | Visite ricelake.com/spanish para ver todos los materiales Rice Lake que están disponibles en español.

Product names, logos, brands, and other trademarks featured or referred to within this publication are the property of their respective trademark holders.

Load Cells / Weigh Modules

RL32011WB-L729
Stainless Steel, Environmentally Sealed, NTEP Certified 1:5,000
Class III Multiple Cell, Potted, IP67

RL32011WB-T730
Stainless Steel, Environmentally Sealed, NTEP Certified 1:5,000
Class III Multiple Cell, Potted, IP67

DOUBLE-ENDED BEAM

RL70000731
Alloy Steel, Environmentally Sealed, NTEP Certified 1:10,000
Class III Multiple Cell, IP67

RL70000SS732
Stainless Steel, Environmentally Sealed, NTEP Certified 1:5,000
Class III/1:10,000 III Multiple Cell, IP67

RL72019SS733
Stainless Steel, Environmentally Sealed, IP68

RL72010MH734
Stainless Steel, Hermetically Sealed, IP68

RL75016735
Alloy Steel, Environmentally Sealed, IP67

RL75016 PAINTED736
Alloy Steel, Environmentally Sealed, IP67

RL75016SS737
Stainless Steel, Environmentally Sealed, IP67

RL75016SS-W738
Stainless Steel, Welded Seal, IP67

RL75016WHE739
Stainless Steel, Hermetically Sealed, IP69K

RL75058I740
Alloy Steel, Environmentally Sealed, NTEP Certified 1:10,000
Class III Multiple Cell, IP67

RL75060S741
Stainless Steel, Welded Seal, NTEP Certified 1:5,000 III/1:10,000
Class III Multiple Cell, IP67

RL75223742
Alloy Steel, Welded Seal, NTEP Certified 1:10,000 Class III
Multiple Cell, IP67

RLDB50000S743
Stainless Steel, Welded Seal, NTEP Certified 1:10,000 III
Multiple Cell, IP67

RL75040744
Alloy Steel, Environmentally Sealed, NTEP Certified 1:10,000
Class III Multiple Cell, IP67

COMPRESSION CANISTER

RLCSP1746
Stainless Steel, Welded Seal, NTEP Certified 1:10,000
Class III Multiple Cell, IP67

COMPRESSION CANISTER

RL8C2P1SST747
Stainless Steel, Hermetically Sealed, NTEP Certified 1:10,000
Class III Multiple Cell, IP68

ROCKER COLUMN

RLSCA-50K748
Stainless Steel, Welded Seal, NTEP Certified 1:10,000
Class III Multiple Cell, IP67

RL70510-30T/RL80453-100,000 LB749
Stainless Steel, Hermetically Sealed, NTEP Certified 1:10,000
Class III L, IP69K

RL75114-50K750
Stainless Steel, Welded Seal, NTEP Certified 1:10,000
Class III L, IP67

COMPRESSION DISK

RL90000751
Alloy Steel, Environmentally Sealed, IP67

SINGLE POINT

RLPC6752
Stainless Steel, Hermetically Sealed, NTEP Certified 1:5,000
Class III Single Cell, IP69K

RLPWM15HE753
Stainless Steel, Hermetically Sealed, NTEP Certified 1:5,000
Class III Single Cell, IP69K

RLPWM15754
Stainless Steel, Environmentally Sealed, NTEP Certified 1:5,000
Class III Single Cell, IP67

RLPCBC-60755
Stainless Steel, Hermetically Sealed, NTEP Certified 1:5,000
Class III Single Cell, IP69K

RL1521A756
Aluminum, Environmentally Sealed, NTEP Certified 1:5,000
Class III Single Cell, IP66

RL1010757
Aluminum, NTEP Certified 1:5,000 Class III Single Cell,
Potted and Unpotted, IP65/IP67

RLSP4758
Aluminum, Environmentally Sealed, NTEP Certified 1:5,000
Class III Single Cell, IP66

RLPWM12759
Aluminum, Environmentally Sealed, NTEP Certified 1:5,000
Class III Single Cell, IP67

RLPWM16760
Aluminum, Environmentally Sealed, NTEP Certified 1:5,000
Class III Single Cell, IP67

RL1042761
Aluminum, Environmentally Sealed, NTEP Certified 1:5,000
Class III Single Cell, IP66

RL1040762
Aluminum, NTEP Certified 1:5,000 Class III Single Cell,
Potted and Unpotted, IP65/IP67

RL1140763
Stainless Steel, Environmentally Sealed, Potted IP67

RL1380764
Stainless Steel, Environmentally Sealed, NTEP Certified 1:3,000
Class III Single Cell, IP67

RL1385765
Stainless Steel, Environmentally Sealed, NTEP Certified 1:4,500
Class III Single Cell, IP67

RL1260766
Aluminum, Environmentally Sealed, NTEP Certified 1:5,000
Class III Single Cell, IP67

RL260FD767
Fluid Damped, Stainless Steel, Environmentally Sealed,
Single Cell 1:3,000, IP68

RL26018A768
Aluminum, Environmentally Sealed, NTEP Certified 1:5,000
Class III Single Cell, IP67

RL1250769
Aluminum, Environmentally Sealed, NTEP Certified 1:5,000
Class III Single Cell, Potted, IP67

RL1218A770
Aluminum, Environmentally Sealed, NTEP Certified 1:5,000
Class III Single Cell, IP67

RL42018A771
Aluminum, Environmentally Sealed, NTEP Certified 1:5,000
Class III Single Cell, IP66

RLFLS772
Stainless Steel, Environmentally Sealed, Potted, IP67

PLANAR BEAM

RLBLP774
Aluminum, Environmentally Sealed, IP65

TENSION LINK


RL2010775
Stainless Steel, Environmentally Sealed, IP67

MSI-LOAD PIN SENSORS776

MSI-LOAD PIN QUESTIONNAIRE777

MSI-TENSION LINK LOAD CELL778

MSI-CLAMP ON LOAD CELL780





Picture is a representation of actual product.

Consisting of three different weigh module designs, the Paramounts system offers superior accuracy, even in applications with extreme expansion, contraction and vibration. The fixed-pin module acts as the vessel's primary reference point, enabling rotation. A single side-stop module is then paired with the fixed-pin module to permit mechanical expansion and contraction in one direction. The vessel then becomes a high-accuracy weighing system with the addition of one to six free-sliding modules. This system offers the free motion necessary to eliminate unwanted mechanical side loads, as well as the strength needed to keep the vessel in check. This gives the Paramounts system its industry-leading reputation for exceptional accuracy in unfriendly environments. Integral jacking/shipping bolts enhance safety by preventing accidental lift-off, facilitating quick field removal of load cells and eliminating load cell damage during transportation. Matched outputs and field-replaceable cable simplify installation and enhance serviceability. As a system, Paramounts represents the ultimate combination of convenience, accuracy and control.

Complete Kit Includes

- One JB4SS NEMA Type 4X stainless steel signal trim junction box
- One fixed-pin module, one side-stop module, and one or two free-sliding assemblies. Each module is complete with a FLINTEC SB4 or SB10 (520lb) stainless steel hermetically sealed load cell.
- 25ft of our hostile environment EL147HE SURVIVOR® load cell cable

Standard Features

- Capacities (per module): 520lb-22,500lb (2.3kN/102.1kg-100kN/10,205.9kg)
- All stainless steel construction
- Bolt-in-place design; module bolts directly to tank leg without requiring additional load buttons or mounting plates
- Hermetically-sealed, stainless steel load cells
- Load cell outputs are matched to $\pm 0.07\%$, minimizing maintenance costs
- Unique design allows for thermal expansion/contraction
- Low-profile, self-checking design
- Jacking screw allows empty vessel to be lifted clear of load cell for maintenance
- Unique patented blind load hole technology minimizes unwanted side and eccentric loading
- Vessel is free to slide laterally on PTFE-coated surfaces
- Two-year limited warranty

Applications

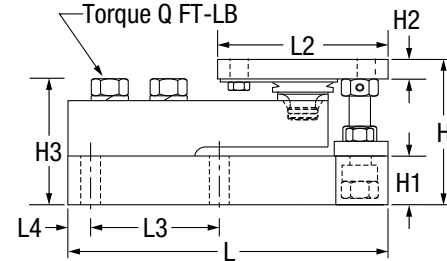
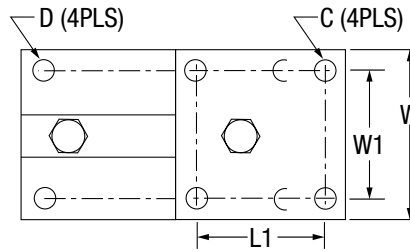
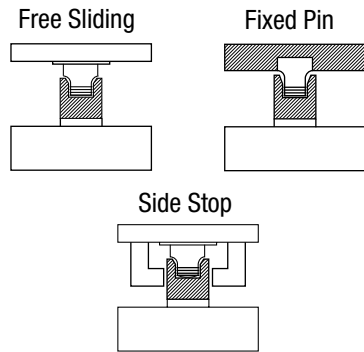
- Medium-capacity, high-vibration mixers, blenders and tanks
- Batching/blending
- Pharmaceutical processing
- Food processing
- Petroleum refining and batching

Optional Features

- NTEP Certified load cells available: Capacities 1,125lb-11,250lb
- OIML certified load cells available: Capacities 1,125lb-11,250lb

Load Cell Certifications





Dimensions

Rated Capacity	C	D	H	H1	*H2	**H2	H3	L	L1	L2	L3	L4	W	W1	Q (FT- LB)
lb/in															
520 (2.3 kN)	0.375	0.437	3.49	1.00	0.50	0.75	2.98	7.51	3.00	4.00	3.00	0.50	4.00	3.00	65.0
1,125-5,200 (5-23 kN)	0.437	0.437	3.58	1.25	0.50	0.75	3.06	7.51	3.00	4.00	3.00	0.50	4.00	3.00	65.0
11,250 (50 kN)	0.562	0.562	4.66	1.50	0.62	1.00	4.09	9.19	3.87	5.00	3.87	0.56	5.00	3.87	295
22,500 (100 kN)	0.688	0.688	6.41	2.00	0.75	1.25	5.73	11.46	4.75	6.00	4.75	0.69	6.00	4.75	515.0
kg/mm															
236.1	9.5	11.1	88.6	25.4	12.7	19.1	75.7	190.8	76.2	101.6	76.2	12.7	101.6	76.2	-
510.8-2,360.0	11.1	11.1	90.9	31.8	12.7	19.1	77.7	190.8	76.2	101.6	76.2	12.7	101.6	76.2	-
5,107.5	14.3	14.3	118.4	38.1	15.7	25.4	103.9	233.4	98.3	127.0	98.3	14.2	127.0	98.3	-
10,215.0	17.5	17.5	162.8	50.8	19.1	31.8	145.5	291.1	120.7	152.4	120.7	17.5	152.4	120.7	-

kN = Kilonewtons

*Side stop and free sliding units **Fixed pin units

Order Information

Load Rating (Per Module)		Part #	Price
NTEP Certified/OIML C3 3-Module Kit			
1,125 lb	5 kN/510.8 kg	29883	\$3,650.00
2,250 lb	10 kN/1,021.5 kg	29884	\$3,650.00
5,200 lb	23 kN/2,360.8 kg	29885	\$3,650.00
11,250 lb	50 kN/5,107.5 kg	29886	\$4,960.00
NTEP Certified/OIML C3 4-Module Kit			
1,125 lb	5 kN/5,10.8 kg	29879	\$4,850.00
2,250 lb	10 kN/1,021.5 kg	29880	\$4,850.00
5,200 lb	23 kN/2,360.8 kg	29881	\$4,850.00
11,250 lb	50 kN/5,107.5 kg	29882	\$6,250.00
Non-NTEP Certified 3-Module Kit			
520 lb	2.3 kN/236.1 kg	38207	\$4,150.00
1,125 lb	5 kN/510.8 kg	17991	\$3,550.00
2,250 lb	10 kN/1,021.5 kg	17992	\$3,550.00
5,200 lb	23 kN/2,360.8 kg	17993	\$3,550.00
11,250 lb	50 kN/5,107.5 kg	17994	\$4,620.00
22,500 lb	100 kN/10,215.0 kg	17995	\$5,275.00
Non-NTEP Certified 4-Module Kit			
520 lb	2.3 kN/236.1 kg	38208	\$5,450.00
1,125 lb	5 kN/510.8 kg	17998	\$4,620.00
2,250 lb	10 kN/1,021.5 kg	17999	\$4,620.00
5,200 lb	23 kN/2,360.8 kg	18000	\$4,620.00
11,250 lb	50 kN/5,107.5 kg	18001	\$5,825.00
22,500 lb	100 kN/10,215.0 kg	18002	\$7,345.00
*Conduit adapter, 1/2-14 NPT		17703	\$45.00

*Must be factory installed

SURVIVOR WEIGH MODULES

RL1700 HE

Light- to Medium-capacity Weigh Modules

*Picture is a representation of actual product.*

The RL1700 HE offers precision-machined, weldless construction to maximize washdown cleaning effectiveness. This design, coupled with integral jacking/shipping bolts, eases installation and minimizes maintenance costs. OIML C3-certified load cells in capacities from 5 kg to 5,000 kg provide accurate, consistent weighments. Ideal for multi-ingredient micro-batching applications, the RL1700 HE provides exceptional performance in hostile environments. The RL1700 HE offers a guaranteed waterproof rating to ensure reliable performance in moisture-laden environments.

Complete Kit Includes

- One JB4SS NEMA Type 4X stainless steel signal-trim junction box
- Three or four RL1700 HE stainless steel compression mounts
- Three or four RL9018SS (5kg-250 kg) or RLHTO (500kg-5,000 kg) stainless steel, hermetically sealed single-ended beam load cells
- 25ft of our hostile environment EL147HE SURVIVOR® load cell cable

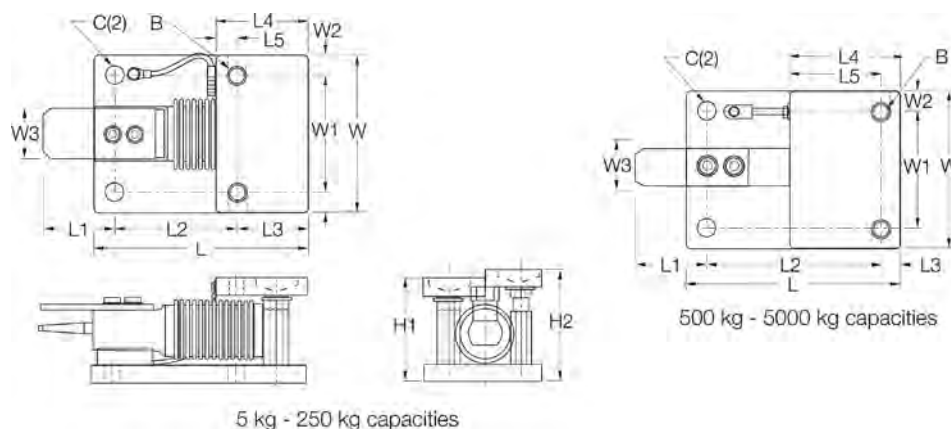
Standard Features

- All stainless steel construction
- Hermetically sealed, stainless steel load cells, IP66/68, guaranteed waterproof
- OIML certified load cells from 5 kg-5,000 kg
- Bolt-in-place design; module bolts directly to tank leg without requiring additional load buttons or mounting plates
- Self-checking with lift-off/tip-over protection and jacking/shipping bolts
- Load cell is isolated from overload in all directions
- Weldless construction retains less residue and allows fast, thorough cleaning
- Two-year limited warranty

Applications

- Multi-ingredient micro-batching
- Meat and poultry processing
- Batching/blending
- Dye/ink blending

Load Cell Certifications



Dimensions

Rated Capacity	C	B	*H1	**H2	L	L1	L2	L3	L4	L5	W	W1	W2	W3
kg/mm														
5-250	12.9	1/2-20 UNF	80.0	86.1	131.8	63.7	76.0	42.0	56.0	13.97	96.0	70.0	12.9	25.4
500-2,000	12.9	5/8-18 UNF	101.6	109.4	165.0	70.0	129.5	14.9	80.0	59.94	110.0	70.0	20.0	31.7
5,000	20.0	3/4-10 UNC	135.0	143.0	215.0	81.0	161.0	20.0	90.0	70.5	150.0	90.0	30.0	40.0
lb/in														
11-550	0.53	1/2-20 UNF	3.13	3.39	5.19	2.52	2.99	1.65	2.20	0.56	3.99	2.76	0.62	1.00
1,100-4,400	0.53	5/8-18 UNF	4.00	4.31	6.50	2.80	5.10	0.61	2.97	2.36	4.33	2.76	0.79	1.25
11,000	0.78	3/4-10 UNC	5.31	5.63	8.46	3.19	6.34	0.79	3.56	2.78	5.91	3.54	1.18	1.57

* In weighing position ** In jacked-up position for load cell shipping or removal

Order Information

Load Rating (Per Module)		Part #	Price
OIML C3-Certified Load Cells Included			
5 kg	11.0 lb	32687	\$875.00
10 kg	22.0 lb	32688	\$875.00
20 kg	44.1 lb	32689	\$875.00
50 kg	110.2 lb	32690	\$875.00
100 kg	220.5 lb	32691	\$875.00
200 kg	440.9 lb	32692	\$875.00
250 kg	551.2 lb	32693	\$875.00
500 kg	1,102.3 lb	32974	\$1,065.00
1,000 kg	2,204.6 lb	32973	\$1,065.00
2,000 kg	4,409.2 lb	32972	\$1,065.00
5,000 kg	11,023.1 lb	32971	\$1,315.00
3-Module Kit			
5 kg	11.0 lb	32920	\$2,825.00
10 kg	22.0 lb	32921	\$2,825.00
20 kg	44.1 lb	32922	\$2,825.00
50 kg	110.2 lb	32923	\$2,825.00
100 kg	220.5 lb	32924	\$2,825.00
200 kg	440.9 lb	32925	\$2,825.00
250 kg	551.2 lb	32926	\$2,825.00
500 kg	1,102.3 lb	32980	\$3,380.00
1,000 kg	2,204.6 lb	32981	\$3,380.00
2,000 kg	4,409.2 lb	32982	\$3,380.00
5,000 kg	11,023.1 lb	32983	\$4,215.00
4-Module Kit			
5 kg	11.0 lb	32927	\$3,730.00
10 kg	22.0 lb	32928	\$3,730.00
20 kg	44.1 lb	32929	\$3,730.00
50 kg	110.2 lb	32930	\$3,730.00
100 kg	220.5 lb	32931	\$3,730.00
200 kg	440.9 lb	32932	\$3,730.00
250 kg	551.2 lb	32933	\$3,730.00
500 kg	1,102.3 lb	32984	\$4,450.00
1,000 kg	2,204.6 lb	32985	\$4,450.00
2,000 kg	4,409.2 lb	32986	\$4,450.00
5,000 kg	11,023.1 lb	32987	\$5,260.00

RL1600 HE

Medium-capacity Weigh Modules



Available in configurations with three or four mounting assemblies.
Picture is a representation of actual product.

The RL1600 HE mounting module kit utilizes several Rice Lake Weighing Systems components to provide an unmatched level of performance in tank and hopper weighing applications. The RL1600 HE kit is ideally suited for indoor and outdoor process control operations in the medium-capacity ranges. Each module incorporates self-checking capabilities for thermal expansion and contraction.



Fabricated stainless steel module with RL75016WHE double-ended beam load cell.

Complete Kit Includes

- One JB4SS NEMA Type 4X stainless steel signal trim junction box
- Three or four RL1600 HE stainless steel compression mounts
- Three or four RL75016 WHE stainless steel, hermetically sealed double-ended shear beam load cells
- 25 ft of our hostile environment EL147HE SURVIVOR® load cell cable

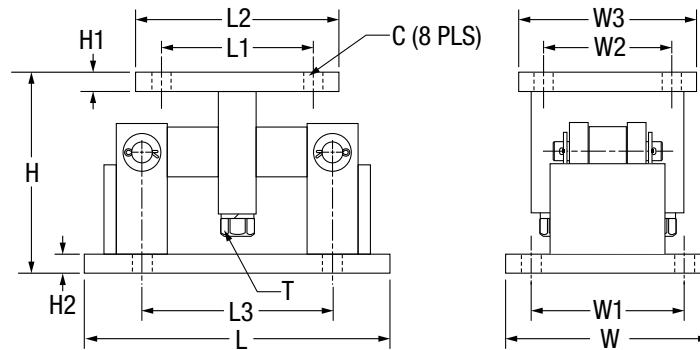
Standard Features

- Capacities (per module): 1,000lb-25,000lb (453.6kg-11,339.8kg)
- All stainless steel construction
- Self-checking, easy-to-use design allows module to be bolted directly to tank leg without requiring additional mounting plates or load buttons
- Hermetically sealed IP66/69K protected load cells
- Double-ended shear beam design, center loaded

Applications

- Medium-capacity tanks, bins and hoppers
- Bulk material management
- Ingredient batching, mixing and blending

Load Cell Certifications



Dimensions

Rated Capacity	C	H	H1	H2	L	L1	L2	L3	T	W	W1	W2	W3
lb/in													
1,000-5,000	0.56	5.00	0.50	0.50	9.25	2.75	4.00	6.25	1/2-13 UNC	5.00	3.75	2.75	4.00
10,000-25,000	0.78	7.87	0.75	0.75	12.00	6.00	8.00	7.50	3/4-10 UNC	8.00	6.00	6.00	8.00
kg/mm													
453.6-2,268.0	14.2	127.0	12.7	12.7	235.0	69.9	101.6	158.8	1/2-13 UNC	127.0	95.3	69.9	101.6
4,535.9-11,339.8	19.8	199.9	19.1	19.1	304.8	152.4	203.2	190.5	3/4-10 UNC	203.2	152.4	152.4	203.2

Order Information

Load Rating (Per Module)		Part #	Price
3-Module Kit			
1,000 lb	453.6 kg	46723	\$4,100.00
1,500 lb	680.4 kg	119673	\$4,100.00
2,000 lb	907.2 kg	119675	\$4,100.00
2,500 lb	1,134.0 kg	46724	\$4,100.00
5,000 lb	2,268.0 kg	46725	\$4,100.00
10,000 lb	4,535.9 kg	46726	\$5,785.00
15,000 lb	6,803.9 kg	46727	\$5,785.00
20,000 lb	9,071.9 kg	84664	\$5,785.00
25,000 lb	11,339.8 kg	46728	\$5,785.00
4-Module Kit			
1,000 lb	453.6 kg	46729	\$5,170.00
1,500 lb	680.4 kg	119674	\$5,170.00
2,000 lb	907.2 kg	119676	\$5,170.00
2,500 lb	1,134.0 kg	46730	\$5,170.00
5,000 lb	2,268.0 kg	46731	\$5,170.00
10,000 lb	4,535.9 kg	46732	\$7,685.00
15,000 lb	6,803.9 kg	46733	\$7,685.00
20,000 lb	9,071.9 kg	84665	\$7,685.00
25,000 lb	11,339.8 kg	46734	\$7,685.00
Single Module (Does Not Include Load Cell)			
1,000-5,000 lb	453.6-2,268.0 kg	17813	\$590.00
10,000-25,000 lb	4,535.9-11,339.8 kg	17815	\$1,150.00
Dummy Load Cells (Mild Steel)			
1,000-5,000 lb	453.6-2,268.0 kg	18236	\$21.00
10,000-25,000 lb	4,535.9-11,339.8 kg	18237	\$37.00

Shims*

Part #		Price
1,000 lb–5,000 lb		
0.0625	150852	\$3.25
0.125	150853	\$8.50
0.250	150854	\$14.25
10,000 lb–25,000 lb		
0.0625	150855	\$12.75
0.125	150856	\$20.50
0.250	150857	\$57.00
50,000 lb–75,000 lb		
0.0625	150858	\$16.25
0.125	150859	\$26.25
0.250	150861	\$72.25

*Shims match the top plate

SURVIVOR WEIGH MODULES

RL1855 HE-HS

Medium-capacity Weigh Modules with Hermetically Sealed Load Cells

*Picture is a representation of actual product.*

The RL1855 HE-HS with module kit has all the features of the RL1855 HE kit but uses the upgraded RL32218S-HE hermetically sealed IP69K load cell.

Complete Kit Includes

- One JB4SS NEMA Type 4X stainless steel signal trim junction box
- Three or four RL1855 HE stainless steel mounts
- Three or four RL32218S-HE hermetically sealed NTEP Certified load cells
- 25 ft of hostile environment EL147HE SURVIVOR® load cell cable

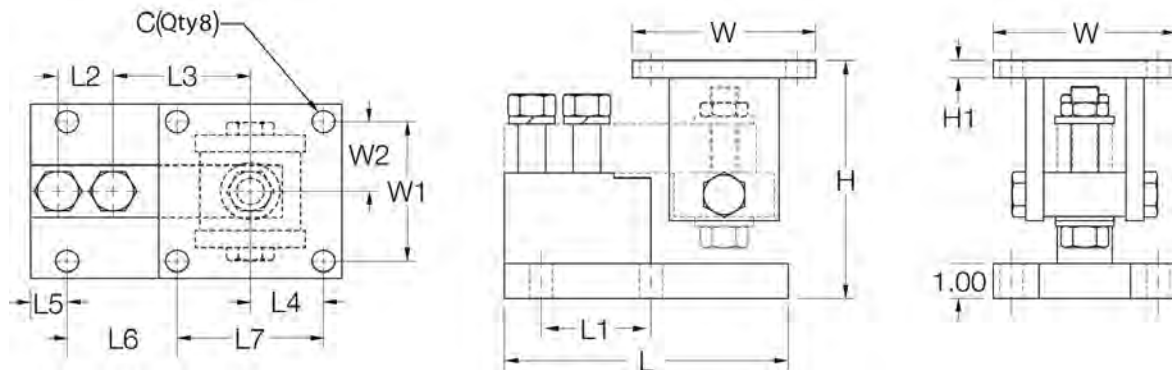
Standard Features

- All stainless steel construction
- Hermetically sealed, stainless steel IP69K
- NTEP Certified load cells, 5,000 d Class III multiple load cell
- Self-checking design with lift off/tip off protection
- Two-year limited warranty

Applications

- Medium capacity hoppers, bins and tanks
- Batching/blending

Load Cell Certifications



Dimensions

Rated Capacity	C	H min/max	H1	L	L1	L2	L3	L4	L5	L6	L7	W	W1	W2
lb/in														
1,000-4,000	0.62	5.25/5.56	0.50	6.00	2.00	1.00	3.00	2.00	0.68	1.94	4.00	5.00	4.00	2.00
5,000-10,000	0.62	6.12/6.62	0.50	7.75	3.00	1.50	3.75	2.00	1.03	2.97	4.00	5.00	4.00	2.00
kg/mm														
453.6-1,814.4	15.8	133.4/141.2	12.7	152.4	50.8	25.4	76.2	50.8	17.3	49.3	101.6	127.0	101.6	50.8
2,268.0-4,535.9	15.8	155.4/168.1	12.7	196.9	76.2	38.1	95.3	50.8	26.2	75.4	101.6	127.0	101.6	50.8

Order Information

Load Rating (Per Module)		Part #	Price
Single Modules (Includes Load Cell)			
1,000 lb	453.6 kg	170857	\$955.00
2,500 lb	1,134.0 kg	170858	\$955.00
4,000 lb	1,814.4 kg	170859	\$955.00
5,000 lb	2,268.0 kg	170860	\$1,025.00
10,000 lb	4,535.9 kg	170861	\$1,025.00
3-Module Kit			
1,000 lb	453.6 kg	170862	\$2,995.00
2,500 lb	1,134.0 kg	170863	\$2,995.00
4,000 lb	1,814.4 kg	170864	\$2,995.00
5,000 lb	2,268.0 kg	170865	\$3,225.00
10,000 lb	4,535.9 kg	170866	\$3,225.00
4-Module Kit			
1,000 lb	453.6 kg	170867	\$3,895.00
2,500 lb	1,134.0 kg	170868	\$3,895.00
4,000 lb	1,814.4 kg	170869	\$3,895.00
5,000 lb	2,268.0 kg	170870	\$4,250.00
10,000 lb	4,535.9 kg	170871	\$4,250.00

RL2100 HE

Heavy-capacity Weigh Modules



Picture is a representation of actual product.

Incorporating an articulating load plate, hardened load pin and double-ended beam load cell into one simple design, the RL2100HE tolerates eccentric loads and side loads of up to 100 percent of capacity. The RL2100 HE comes standard with NTEP Certified, 1:5000 division Class IIIL load cells, yielding up to 0.02 percent total error. An integral conduit adapter offers added washdown protection. These standard features give the RL2100 HE accuracy and dependability in one heavyweight package. The simple load introduction and load cell design provides consistent accuracy in washdown applications, making the RL2100 HE ideal for high-capacity hostile environments.

Complete Kit Includes

- One JB4SS NEMA Type 4X stainless steel signal-trim junction box
- Three or four RL2100 HE stainless steel compression mounts
- Three or four RL75060S stainless steel, welded seal double-ended beam load cells
- 25 ft of our hostile environment EL147HE SURVIVOR® load cell cable

Standard Features

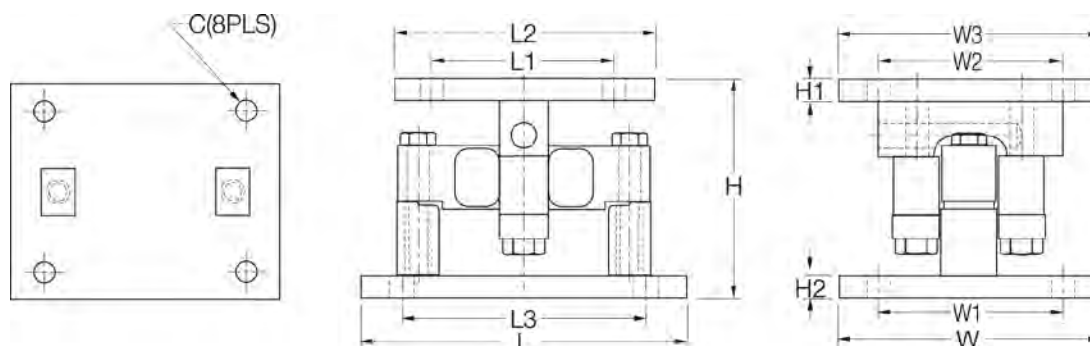
- All stainless steel construction
- Welded seal, stainless steel load cells, IP67, guaranteed waterproof
- NTEP Certified load cells, 5,000 d, Class IIIL/10,000 d, Class IIIL multiple cell
- Bolt-in-place design; module bolts directly to tank leg without requiring additional load buttons or mounting plates
- Self-checking design with lift-off/tip-over protection
- Two-year limited warranty

Applications

- Heavy-capacity tanks, blenders, reactors and bulk inventory management
- Petroleum refining process control
- Blending/batching

Load Cell Certifications





Dimensions

Rated Capacity	C	H	H1	H2	L	L1	L2	L3	W	W1	W2	W3
lb/in												
20,000-25,000	0.78	6.85	0.75	0.75	10.00	6.00	8.00	7.50	8.00	6.00	6.00	8.00
35,000-100,000	1.13	9.42	1.00	1.00	16.00	6.50	9.00	11.50	10.00	7.50	6.50	9.00
kg/mm												
9,071.9-11,339.8	19.8	174.0	19.1	19.1	254.0	152.4	203.2	190.5	203.2	152.4	152.4	203.2
15,875.7-45,359.2	28.7	239.3	25.4	25.4	355.6	165.1	228.6	292.1	254.0	190.5	165.1	228.6

Order Information

Load Rating (Per Module)		Part#	Price
Single Module (Includes Load Cell)			
20,000 lb	9,071.8 kg	32951	\$1,575.00
25,000 lb	11,339.8 kg	65541	\$1,575.00
35,000 lb	15,875.7 kg	32952	\$2,510.00
50,000 lb	22,679.6 kg	32953	\$2,510.00
60,000 lb	27,215.5 kg	32954	\$2,510.00
75,000 lb	34,019.4 kg	32955	\$2,510.00
100,000 lb	45,359.2 kg	32956	\$4,305.00
3-Module Kit			
20,000 lb	9,071.8 kg	32970	\$4,945.00
25,000 lb	11,339.8 kg	65984	\$4,945.00
35,000 lb	15,875.7 kg	32969	\$7,780.00
50,000 lb	22,679.6 kg	32968	\$7,780.00
60,000 lb	27,215.5 kg	32967	\$7,780.00
75,000 lb	34,019.4 kg	32966	\$7,780.00
100,000 lb	45,359.2 kg	32965	\$12,820.00
4-Module Kit			
20,000 lb	9,071.8 kg	32964	\$6,520.00
25,000 lb	11,339.8 kg	65983	\$6,520.00
35,000 lb	15,875.7 kg	32963	\$9,985.00
50,000 lb	22,679.6 kg	32962	\$9,985.00
60,000 lb	27,215.5 kg	32961	\$9,985.00
75,000 lb	34,019.4 kg	32960	\$9,985.00
100,000 lb	45,359.2 kg	32959	\$17,020.00



*Available in configurations with three or four mounting assemblies.
Picture is a representation of actual product.*

The ITCM Series utilizes several Rice Lake Weighing Systems components to provide an unmatched level of performance in tank and hopper weighing applications and mechanical scale conversions. The ITCM incorporates clevis and unique rod-end ball joint assemblies to reduce the overall length to less than half of the traditional tension cell mounts, while providing correct load alignment. In addition, the load cell is completely electrically isolated from stray currents, which are a major cause of load cell failure. To complete the design, a grounding strap connects the two clevis assemblies to further provide safety to your load cells.



Module with RL20000 s-beam load cell.

Important: Read "Load Cell Mounting Hardware Safety Guidelines"

Complete Kit Includes

- Three or four ITCM assemblies with RL20000 NTEP Certified s-beam load cells
- One JB4SS NEMA Type 4X stainless steel signal trim junction box
- 25 ft of our hostile environment EL147HE SURVIVOR® load cell cable

Standard Features

- Capacities (per module): 100-20,000 lb (45.4-9,071.1 kg)
- Clevis mounts with nylon insulating washers
- PTFE-lined rod-end ball joints
- Load cell is completely isolated from stray currents*
- Grounding strap provides alternative path to ground
- Complete package for ease of installation
- Provides correct load cell loading even in difficult installations
- Lower overall height compared to other isolated tension assemblies
- Zinc-plated clevis assemblies
- Excluding 20,000 lb (9071.9 kg) capacity

Applications

- Suspended hoppers and tanks
- Mechanical scale conversions
- Use as a single module or in multiples

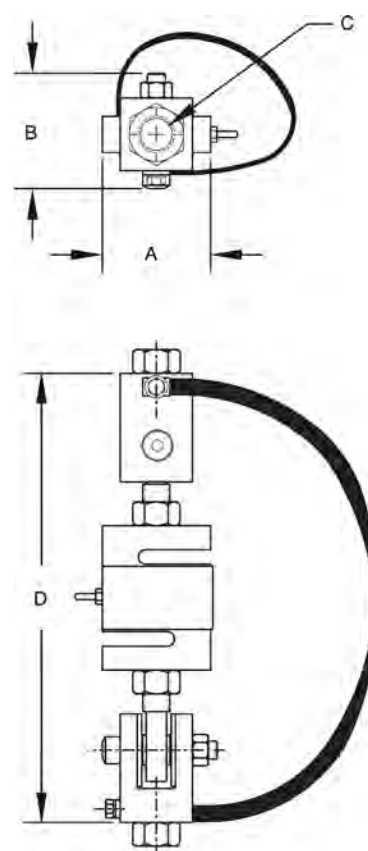
Load Cell Certifications



Load Rating Dimensions - Inches (mm)*

Load Cell Capacity lb/in	A	B	C	D
100	2.00	1.81	3/8-16 UNC 1/2-13 UNC	7.00 (ref)
150	2.00	1.81	3/8-16 UNC 1/2-13 UNC	7.00 (ref)
200	2.00	1.81	3/8-16 UNC 1/2-13 UNC	7.00 (ref)
250	2.00	1.81	3/8-16 UNC 1/2-13 UNC	7.00 (ref)
500	2.68	2.68	1/2-13 UNC 5/8-11 UNC 3/4-10 UNC	9.50 (ref)
750	2.68	2.68	1/2-13 UNC 5/8-11 UNC 3/4-10 UNC	9.50 (ref)
1,000	2.68	2.68	1/2-13 UNC 5/8-11 UNC 3/4-10 UNC	9.50 (ref)
1,500	2.68	2.68	1/2-13 UNC 5/8-11 UNC 3/4-10 UNC	9.50 (ref)
2,000	2.68	2.68	1/2-13 UNC 5/8-11 UNC 3/4-10 UNC	9.50 (ref)
2,500	2.68	2.68	5/8-11 UNC 3/4-10 UNC	9.50 (ref)
3,000	3.37	3.37	3/4-10 UNC	10.50 (ref)
5,000	3.37	3.37	3/4-10 UNC 1-8 UNC	12.25 (ref)
10,000	3.37	3.37	1-8 UNC	12.25 (ref)
15,000	4.00	4.12	1 1/4-7 UNC	18.00 (ref)
20,000	5.00	4.12	1 1/2-6 UNC	20.00 (ref)
kg/mm				
45.4	50.8	46.0	3/8-16 UNC 1/2-13 UNC	177.8
68.0	50.8	46.0	3/8-16 UNC 1/2-13 UNC	177.8
90.7	50.8	46.0	3/8-16 UNC 1/2-13 UNC	177.8
113.4	50.8	46.0	3/8-16 UNC 1/2-13 UNC	177.8
226.8	68.1	68.1	1/2-13 UNC 5/8-11 UNC 3/4-10 UNC	241.3
340.2	68.1	68.1	1/2-13 UNC 5/8-11 UNC 3/4-10 UNC	241.3
453.6	68.1	68.1	1/2-13 UNC 5/8-11 UNC 3/4-10 UNC	241.3
680.4	68.1	68.1	1/2-13 UNC 5/8-11 UNC 3/4-10 UNC	241.3
907.2	68.1	68.1	1/2-13 UNC 5/8-11 UNC 3/4-10 UNC	241.3
1,134.0	68.1	68.1	5/8-11 UNC 3/4-10 UNC	241.3
1,360.8	85.6	85.6	3/4-10 UNC	266.7
2,268.0	85.6	85.6	3/4-10 UNC 1-8 UNC	311.2
4,535.9	85.6	85.6	1-8 UNC	311.2
6,803.9	101.6	104.6	1 1/4-7 UNC	457.2
9,071.9	127.0	104.6	1 1/2-6 UNC	508.0

* Load rating is per module



Order Information

Single Module		Part # (C)	Price
100 lb	45.4 kg	17851 (3/8-16 UNC)	\$500.00
		17831 (1/2-13 UNC)	\$500.00
150 lb	68.0 kg	30337 (3/8-16 UNC)	\$500.00
		30336 (1/2-13 UNC)	\$500.00
200 lb	90.7 kg	30335 (3/8-16 UNC)	\$500.00
		30338 (1/2-13 UNC)	\$500.00
250 lb	113.4 kg	17852 (3/8-16 UNC)	\$500.00
		17832 (1/2-13 UNC)	\$500.00
500 lb	226.8 kg	17853 (1/2-13 UNC)	\$550.00
		17858 (5/8-11 UNC)	\$550.00
		17833 (3/4-10 UNC)	\$550.00
750 lb	340.2 kg	17854 (1/2-13 UNC)	\$550.00
		17859 (5/8-11 UNC)	\$550.00
		17834 (3/4-10 UNC)	\$550.00
1,000 lb	453.6 kg	17855 (1/2-13 UNC)	\$550.00
		17860 (5/8-11 UNC)	\$550.00
		17835 (3/4-10 UNC)	\$550.00
1,500 lb	680.4 kg	17856 (1/2-13 UNC)	\$550.00
		17861 (5/8-11 UNC)	\$550.00
		17836 (3/4-10 UNC)	\$550.00
2,000 lb	907.2 kg	17857 (1/2-13 UNC)	\$550.00
		17862 (5/8-11 UNC)	\$550.00
		17837 (3/4-10 UNC)	\$550.00
2,500 lb	1,134.0 kg	17863 (5/8-11 UNC)	\$550.00
		17838 (3/4-10 UNC)	\$550.00
3,000 lb	1,360.8 kg	30339 (3/4-10 UNC)	\$575.00
5,000 lb	2,268.0 kg	17864 (3/4-10 UNC)	\$750.00
		17839 (1-8 UNC)	\$750.00
10,000 lb	4,535.9 kg	17840 (1-8 UNC)	\$750.00
15,000 lb	6,803.9 kg	17960 (1 1/4-7 UNC)	\$1,550.00
20,000 lb	9,071.9 kg	17961 (1 1/2-6 UNC)	\$1,825.00
3-Module Kit		Part # (C)	Price
100 lb	45.4 kg	18003 (3/8-16 UNC)	\$1,740.00
		18004 (1/2-13 UNC)	\$1,740.00
150 lb	68.0 kg	30357 (3/8-16 UNC)	\$1,740.00
		30358 (1/2-13 UNC)	\$1,740.00
200 lb	90.7 kg	30361 (3/8-16 UNC)	\$1,740.00
		30362 (1/2-13 UNC)	\$1,740.00
250 lb	113.4 kg	18005 (3/8-16 UNC)	\$1,740.00
		18006 (1/2-13 UNC)	\$1,740.00
500 lb	226.8 kg	18007 (1/2-13 UNC)	\$1,865.00
		18008 (5/8-11 UNC)	\$1,865.00
		18009 (3/4-10 UNC)	\$1,865.00
750 lb	340.2 kg	18010 (1/2-13 UNC)	\$1,865.00
		18011 (5/8-11 UNC)	\$1,865.00
		18012 (3/4-10 UNC)	\$1,865.00
1,000 lb	453.6 kg	18013 (1/2-13 UNC)	\$1,865.00
		18014 (5/8-11 UNC)	\$1,865.00
		18015 (3/4-10 UNC)	\$1,865.00
1,500 lb	680.4 kg	18016 (1/2-13 UNC)	\$1,865.00
		18017 (5/8-11 UNC)	\$1,865.00
		18018 (3/4-10 UNC)	\$1,865.00
2,000 lb	907.2 kg	18019 (1/2-13 UNC)	\$1,865.00
		18020 (5/8-11 UNC)	\$1,865.00
		18021 (3/4-10 UNC)	\$1,865.00
2,500 lb	1,134.0 kg	18022 (5/8-11 UNC)	\$1,865.00
		18023 (3/4-10 UNC)	\$1,865.00
3,000 lb	1,360.8 kg	30365 (3/4-10 UNC)	\$1,975.00
5,000 lb	2,268.0 kg	18024 (3/4-10 UNC)	\$2,465.00
		18025 (1-8 UNC)	\$2,465.00
10,000 lb	4,535.9 kg	18026 (1-8 UNC)	\$2,465.00
15,000 lb	6,803.9 kg	30353 (1 1/4-7 UNC)	\$4,885.00
20,000 lb	9,071.9 kg	30355 (1 1/2-6 UNC)	\$5,685.00

4-Module Kit		Part # (C)	Price
100 lb	45.4 kg	18027 (3/8-16 UNC)	\$2,240.00
		18028 (1/2-13 UNC)	\$2,240.00
150 lb	68.0 kg	30359 (3/8-16 UNC)	\$2,240.00
		30360 (1/2-13 UNC)	\$2,240.00
200 lb	90.7 kg	30363 (3/8-16 UNC)	\$2,240.00
		30364 (1/2-13 UNC)	\$2,240.00
250 lb	113.4 kg	18029 (3/8-16 UNC)	\$2,240.00
		18030 (1/2-13 UNC)	\$2,240.00
500 lb	226.8 kg	18031 (1/2-13 UNC)	\$2,410.00
		18032 (5/8-11 UNC)	\$2,410.00
		18033 (3/4-10 UNC)	\$2,410.00
750 lb	340.2 kg	18034 (1/2-13 UNC)	\$2,410.00
		18035 (5/8-11 UNC)	\$2,410.00
		18036 (3/4-10 UNC)	\$2,410.00
1,000 lb	453.6 kg	18037 (1/2-13 UNC)	\$2,410.00
		18038 (5/8-11 UNC)	\$2,410.00
		18039 (3/4-10 UNC)	\$2,410.00
1,500 lb	680.4 kg	18040 (1/2-13 UNC)	\$2,410.00
		18041 (5/8-11 UNC)	\$2,410.00
		18042 (3/4-10 UNC)	\$2,410.00
2,000 lb	907.2 kg	18043 (1/2-13 UNC)	\$2,410.00
		18044 (5/8-11 UNC)	\$2,410.00
		18045 (3/4-10 UNC)	\$2,410.00
2,500 lb	1,134.0 kg	18046 (5/8-11 UNC)	\$2,410.00
		18047 (3/4-10 UNC)	\$2,410.00
3,000 lb	1,360.8 kg	30366 (3/4-10 UNC)	\$2,510.00
5,000 lb	2,268.0 kg	18048 (3/4-10 UNC)	\$3,210.00
		18049 (1-8 UNC)	\$3,210.00
10,000 lb	4,535.9 kg	18050 (1-8 UNC)	\$3,210.00
15,000 lb	6,803.9 kg	30354 (1 1/4-7 UNC)	\$6,410.00
20,000 lb	9,071.9 kg	30356 (1 1/2-6 UNC)	\$7,510.00

Complete Kit Includes

- Three or four ITCM assemblies with RL20000 ST NTEP Certified s-beam load cells
- One JB4SS NEMA Type 4X stainless steel signal trim junction box
- 25 ft of our hostile environment EL147HE SURVIVOR® load cell cable

Standard Features

- Capacities (per module): 100-5000 lb (45.4-2,268.0 kg)
- Clevis mounts with nylon insulating washers
- PTFE-lined rod-end ball joints
- Load cell is completely isolated from stray currents
- Grounding strap provides alternative path to ground
- Complete package for ease of installation
- Provides correct load cell loading even in difficult installations
- Lower overall height compared to other isolated tension assemblies

Applications

- Suspended hoppers and tanks
- Mechanical scale conversions
- Use as a single module or in multiples

Load Cell Certifications



Available in configurations with three or four mounting assemblies.
Picture is a representation of actual product.

The ITCM Series utilizes several Rice Lake Weighing Systems components to provide an unmatched level of performance in tank and hopper weighing applications and mechanical scale conversions. The ITCM SS incorporates clevis and unique rod-end ball joint assemblies to reduce the overall length to less than half of the traditional tension cell mounts, while providing correct load alignment. In addition, the load cell is completely electrically isolated from stray currents, which are a major cause of load cell failure. To complete the design, a grounding strap connects the two clevis assemblies to further provide safety to your load cells.



Module with RL20000 ST s-beam load cell.

Important: Read "Load Cell Mounting Hardware Safety Guidelines"

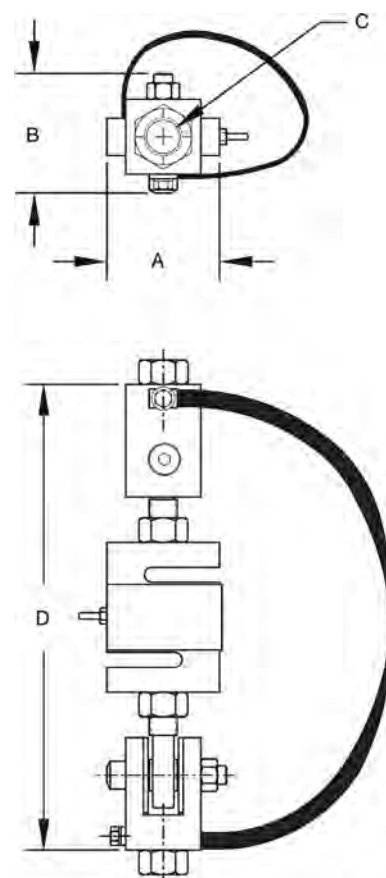
ITCM SS

Stainless Steel Isolated Tension Cell Modules

Load Rating Dimensions - Inches (mm)*

Load Cell Capacity lb/in	A	B	C	D
100	2.00	1.81	3/8-16 UNC 1/2-13 UNC	7.00 (ref)
250	2.00	1.81	3/8-16 UNC 1/2-13 UNC	7.00 (ref)
500	2.68	2.68	1/2-13 UNC 5/8-11 UNC	9.50 (ref)
750	2.68	2.68	1/2-13 UNC 5/8-11 UNC	9.50 (ref)
1,000	2.68	2.68	1/2-13 UNC 5/8-11 UNC	9.50 (ref)
2,500	2.68	2.68	5/8-11 UNC 3/4-10 UNC	9.50 (ref)
3,000	3.37	3.37	3/4-10 UNC	10.75 (ref)
5,000	3.37	3.37	3/4-10 UNC	12.00 (ref)
kg/mm				
45.4	50.8	46.0	3/8-16 UNC 1/2-13 UNC	177.8
113.4	50.8	46.0	3/8-16 UNC 1/2-13 UNC	177.8
226.8	68.1	68.1	1/2-13 UNC 5/8-11 UNC	241.3
340.2	68.1	68.1	1/2-13 UNC 5/8-11 UNC	241.3
453.6	68.1	68.1	1/2-13 UNC 5/8-11 UNC	241.3
1,134.0	68.1	68.1	5/8-11 UNC 3/4-10 UNC	241.3
1,360.8	85.6	85.6	3/4-10 UNC	273.0
2,268.0	85.6	85.6	3/4-10 UNC	304.8

*Load rating is per module

**Order Information**

Single Module		Part # (C)	Price
100 lb	45.4 kg	46765 (3/8-16 UNC) 46766 (1/2-13 UNC)	\$785.00 \$785.00
250 lb	113.4 kg	46767 (3/8-16 UNC) 46768 (1/2-13 UNC)	\$785.00 \$785.00
500 lb	226.8 kg	46769 (1/2-13 UNC) 46770 (5/8-11 UNC)	\$785.00 \$785.00
750 lb	340.2 kg	46771 (1/2-13 UNC) 46772 (5/8-11 UNC)	\$785.00 \$785.00
1,000 lb	453.6 kg	46773 (1/2-13 UNC) 46774 (5/8-11 UNC)	\$785.00 \$785.00
2,500 lb	1,134.0 kg	46775 (5/8-11 UNC) 46776 (3/4-10 UNC)	\$785.00 \$785.00
3,000 lb	1,360.8 kg	46777 (3/4-10 UNC)	\$840.00
5,000 lb	2,268.0 kg	46778 (3/4-10 UNC)	\$1,460.00

3-Module Kit		Part # (C)	Price
100 lb	45.4 kg	46735 (3/8-16 UNC) 46736 (1/2-13 UNC)	\$2,500.00 \$2,500.00
250 lb	113.4 kg	46737 (3/8-16 UNC) 46738 (1/2-13 UNC)	\$2,500.00 \$2,500.00
500 lb	226.8 kg	46739 (1/2-13 UNC) 46740 (5/8-11 UNC)	\$2,500.00 \$2,500.00
750 lb	340.2 kg	46741 (1/2-13 UNC) 46742 (5/8-11 UNC)	\$2,500.00 \$2,500.00
1,000 lb	453.6 kg	46743 (1/2-13 UNC) 46744 (5/8-11 UNC)	\$2,500.00 \$2,500.00
2,500 lb	1,134.0 kg	46745 (5/8-11 UNC) 46746 (3/4-10 UNC)	\$2,500.00 \$2,500.00
3,000 lb	1,360.8 kg	46747 (3/4-10 UNC)	\$2,755.00
5,000 lb	2,268.0 kg	46748 (3/4-10 UNC)	\$4,550.00

4-Module Kit		Part # (C)	Price
100 lb	45.4 kg	46751 (3/8-16 UNC) 46752 (1/2-13 UNC)	\$3,200.00 \$3,200.00
250 lb	113.4 kg	46753 (3/8-16 UNC) 46754 (1/2-13 UNC)	\$3,200.00 \$3,200.00
500 lb	226.8 kg	46755 (1/2-13 UNC) 46756 (5/8-11 UNC)	\$3,200.00 \$3,200.00
750 lb	340.2 kg	46757 (1/2-13 UNC) 46758 (5/8-11 UNC)	\$3,200.00 \$3,200.00
1,000 lb	453.6 kg	46759 (1/2-13 UNC) 46760 (5/8-11 UNC)	\$3,200.00 \$3,200.00
2,500 lb	1,134.0 kg	46761 (5/8-11 UNC) 46762 (3/4-10 UNC)	\$3,200.00 \$3,200.00
3,000 lb	1,360.8 kg	46763 (3/4-10 UNC)	\$3,450.00
5,000 lb	2,268.0 kg	46764 (3/4-10 UNC)	\$5,895.00

Complete Kit Includes

- Three or four ITCM assemblies with RL20001HE stainless steel, welded seal
- NTEP Certified s-beam load cells
- One JB4SS NEMA Type 4X stainless steel signal trim junction box
- 25 ft of our hostile environment EL147HE SURVIVOR® load cell cable

Standard Features

- Capacities (per module): 500-5,000 lb (226.8-2,268.0 kg)
- Clevis mounts with nylon insulating washers
- PTFE-lined rod-end ball joints
- Load cell is completely isolated from stray currents
- Grounding strap provides alternative path to ground
- Complete package for ease of installation
- Provides correct load-cell loading even in difficult installations
- Lower overall height compared to other isolated tension assemblies

Applications

- Suspended hoppers and tanks
- Mechanical scale conversions
- Use as a single module or in multiples

Load Cell Certifications



*Available in configurations with three or four mounting assemblies.
Picture is a representation of actual product.*

The ITCM Series utilizes several Rice Lake Weighing Systems components to provide an unmatched level of performance in tank and hopper weighing applications and mechanical scale conversions. The ITCM HE incorporates clevis and unique rod-end ball joint assemblies to reduce the overall length to less than half of the traditional tension cell mounts, while providing correct load alignment. In addition, the load cell is completely electrically isolated from stray currents, which are a major cause of load cell failure. To complete the design, a grounding strap connects the two clevis assemblies to further provide safety to your load cells.



Module with RL20001 HE s-beam load cell.

Important: Read "Load Cell Mounting Hardware Safety Guidelines"

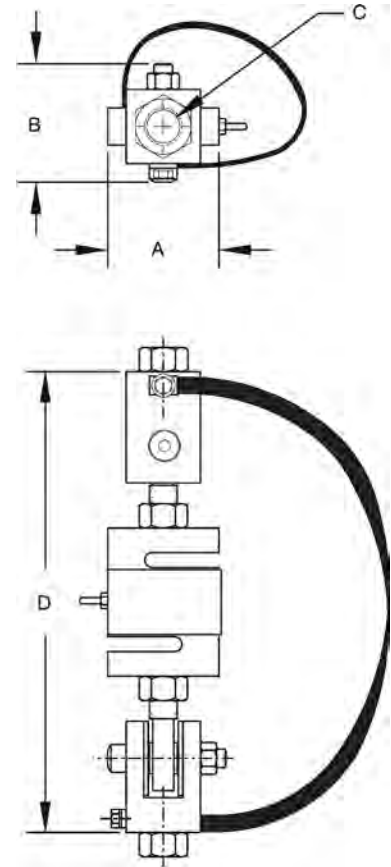
ITCM HE

Stainless Steel, Welded Seal, NTEP Certified Isolated Tension Cell Modules

Load Rating Dimensions - Inches (mm)*

Load Cell Capacity lb/in	A	B	C	D
500	2.68	2.68	1/2-13 UNC 5/8-11 UNC 3/4-10 UNC	9.50 (ref)
750	2.68	2.68	1/2-13 UNC 5/8-11 UNC 3/4-10 UNC	9.50 (ref)
1,000	2.68	2.68	1/2-13 UNC 5/8-11 UNC 3/4-10 UNC	9.50 (ref)
1,500	2.68	2.68	1/2-13 UNC 5/8-11 UNC 3/4-10 UNC	9.50 (ref)
2,000	2.68	2.68	1/2-13 UNC 5/8-11 UNC 3/4-10 UNC	9.50 (ref)
2,500	2.68	2.68	5/8-11 UNC 3/4-10 UNC	9.50 (ref)
3,000	3.37	3.37	3/4-10 UNC	10.00 (ref)
5,000	3.37	3.37	3/4-10 UNC	12.62 (ref)
kg/mm				
226.8	68.1	68.1	1/2-13 UNC 5/8-11 UNC 3/4-10 UNC	241.3
340.2	68.1	68.1	1/2-13 UNC 5/8-11 UNC 3/4-10 UNC	241.3
453.6	68.1	68.1	1/2-13 UNC 5/8-11 UNC 3/4-10 UNC	241.3
680.4	68.1	68.1	1/2-13 UNC 5/8-11 UNC 3/4-10 UNC	241.3
907.2	68.1	68.1	1/2-13 UNC 5/8-11 UNC 3/4-10 UNC	241.3
1,134.0	68.1	68.1	5/8-11 UNC 3/4-10 UNC	241.3
1,360.8	85.6	85.6	3/4-10 UNC	254.0
2,268.0	85.6	85.6e	3/4-10 UNC	320.5

* Load rating is per module

**Order Information**

Single Module	Part # (C)	Price
500 lb 226.8 kg	46599 (1/2-13 UNC) 46600 (5/8-11 UNC) 46601 (3/4-10 UNC)	\$1,435.00 \$1,435.00 \$1,435.00
750 lb 340.2 kg	46602 (1/2-13 UNC) 46603 (5/8-11 UNC) 46604 (3/4-10 UNC)	\$1,435.00 \$1,435.00 \$1,435.00
1,000 lb 453.6 kg	46605 (1/2-13 UNC) 46606 (5/8-11 UNC) 46607 (3/4-10 UNC)	\$1,435.00 \$1,435.00 \$1,435.00
1,500 lb 680.4 kg	46608 (1/2-13 UNC) 46609 (5/8-11 UNC) 46610 (3/4-10 UNC)	\$1,435.00 \$1,435.00 \$1,435.00
2,000 lb 907.2 kg	46611 (1/2-13 UNC) 46612 (5/8-11 UNC) 46613 (3/4-10 UNC)	\$1,435.00 \$1,435.00 \$1,435.00
2,500 lb 1,134.0 kg	46614 (5/8-11 UNC) 46615 (3/4-10 UNC)	\$1,435.00 \$1,435.00
3,000 lb 1,360.8 kg	46616 (3/4-10 UNC)	\$1,435.00
5,000 lb 2,268.0 kg	46617 (3/4-10 UNC)	\$2,135.00

3-Module Kit	Part # (C)	Price
500 lb 226.8 kg	46561 (1/2-13 UNC) 46562 (5/8-11 UNC) 46563 (3/4-10 UNC)	\$4,200.00 \$4,200.00 \$4,200.00
750 lb 340.2 kg	46564 (1/2-13 UNC) 46565 (5/8-11 UNC) 46566 (3/4-10 UNC)	\$4,200.00 \$4,200.00 \$4,200.00
1,000 lb 453.6 kg	46567 (1/2-13 UNC) 46568 (5/8-11 UNC) 46569 (3/4-10 UNC)	\$4,200.00 \$4,200.00 \$4,200.00
1,500 lb 680.4 kg	46570 (1/2-13 UNC) 46571 (5/8-11 UNC) 46572 (3/4-10 UNC)	\$4,200.00 \$4,200.00 \$4,200.00
2,000 lb 907.2 kg	46573 (1/2-13 UNC) 46574 (5/8-11 UNC) 46575 (3/4-10 UNC)	\$4,200.00 \$4,200.00 \$4,200.00
2,500 lb 1,134.0 kg	46576 (5/8-11 UNC) 46577 (3/4-10 UNC)	\$4,200.00 \$4,200.00
3,000 lb 1,360.8 kg	46578 (3/4-10 UNC)	\$4,200.00
5,000 lb 2,268.0 kg	46579 (3/4-10 UNC)	\$6,295.00

4-Module Kit	Part # (C)	Price
500 lb 226.8 kg	46580 (1/2-13 UNC) 46581 (5/8-11 UNC) 46582 (3/4-10 UNC)	\$5,600.00 \$5,600.00 \$5,600.00
750 lb 340.2 kg	46583 (1/2-13 UNC) 46584 (5/8-11 UNC) 46585 (3/4-10 UNC)	\$5,600.00 \$5,600.00 \$5,600.00
1,000 lb 453.6 kg	46586 (1/2-13 UNC) 46587 (5/8-11 UNC) 46588 (3/4-10 UNC)	\$5,600.00 \$5,600.00 \$5,600.00
1,500 lb 680.4 kg	46589 (1/2-13 UNC) 46590 (5/8-11 UNC) 46591 (3/4-10 UNC)	\$5,600.00 \$5,600.00 \$5,600.00
2,000 lb 907.2 kg	46592 (1/2-13 UNC) 46593 (5/8-11 UNC) 46594 (3/4-10 UNC)	\$5,600.00 \$5,600.00 \$5,600.00
2,500 lb 1,134.0 kg	46595 (5/8-11 UNC) 46596 (3/4-10 UNC)	\$5,600.00 \$5,600.00
3,000 lb 1,360.8 kg	46597 (3/4-10 UNC)	\$5,600.00
5,000 lb 2,268.0 kg	46598 (3/4-10 UNC)	\$8,350.00

Complete Kit Includes

- One JB4SS NEMA Type 4X stainless steel signal trim junction box
- Three or four RL50210 cantilever beam load cells (50-250 lb models)
- Three or four RL30000 single-ended beam load cells (500 lb models)
- Three or four neoprene isolation/compression mounts
- 25 ft of our hostile environment EL147HE SURVIVOR® load cell cable

Standard Features

- Zinc plated, mild steel modules
- Lower weighing ranges from 50-500 lb (22.7-226.8 kg) per module
- Environmentally protected load cells
- Neoprene isolation/compression mounts allow for minor misalignment, thermal expansion and shock absorption
- Overload stop for 500 lb (226.8 kg) modules provides durability

Applications

- Small tanks and hoppers
- Conveyor/in-motion weighing
- Small platform scales where minor shock loading may be a problem

Optional Features

- Stainless steel modules available in 500 lb (226.8 kg) capacities with RL39123 stainless steel load cells or VPG Sensortronics® 65023 SS load cells
- 65059 kits available with VPG Sensortronics 60040 load cells, capacities: 50 lb-250 lb (22.7 kg-113.4 kg) or 65023 load cells, capacity: 500 lb (226.8 kg)

Load Cell Certifications



Available in configurations with three or four mounting assemblies.
Picture is a representation of actual product.

The RL50210 TA weigh module kit provides a cost-effective alternative for your customers' low-range weighing needs. A variety of features makes this kit easy to install and an exceptional choice for various indoor weighing applications where checking requirements are low. Environmentally protected load cells, neoprene isolation/compression mounts and other Rice Lake Weighing Systems components are the keys to this module's outstanding performance.

Module with RL50210 or RL50210SS cantilever beam load cell; capacities (per module): 50 lb (22.7 kg), 100 lb (45.4 kg), 150 lb (68.0 kg) and 250 lb (113.4 kg). 500 lb model features RL30000 single-ended beam load cell.



RL50210 TA mild steel (50 lb-250 lb)

WEIGH MODULES

RL50210 TA

50lb-500lb Capacity Mini Tank Weighing Module

Dimensions

Rated Capacity	C	C1	H	H1	L	L1	L2	W	W1	W2	W3
lb/in											
50-250	0.34	—	3.13	0.50	4.00	3.25	2.38	3.88	3.00	2.25	—
500	0.44	0.56	3.88	0.50	6.00	4.00	3.38	5.50	4.00	3.00	4.13
kg/mm											
22.7-113.4	8.6	—	79.5	12.7	101.6	82.6	60.5	98.6	76.2	57.2	—
226.8	11.2	14.2	98.6	12.7	152.4	101.6	85.9	139.7	101.6	76.2	104.9

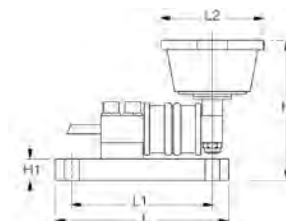
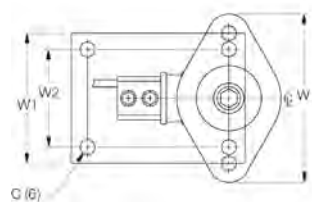
Order Information

Load Rating (Per Module)*		Part#	Price
Mild Steel Single Module (Includes Load Cell)			
50 lb	22.7 kg	17844	\$415.00
100 lb	45.4 kg	17845	\$415.00
150 lb	68.0 kg	17846	\$415.00
250 lb	113.4 kg	17847	\$415.00
500 lb	226.8 kg	17848	\$550.00
Mild Steel 3-Module Kit			
50 lb	22.7 kg	18051	\$1,450.00
100 lb	45.4 kg	18052	\$1,450.00
150 lb	68.0 kg	18053	\$1,450.00
250 lb	113.4 kg	18054	\$1,450.00
500 lb	226.8 kg	18055	\$1,875.00
Mild Steel 4-Module Kit			
50 lb	22.7 kg	18057	\$1,865.00
100 lb	45.4 kg	18058	\$1,865.00
150 lb	68.0 kg	18059	\$1,865.00
250 lb	113.4 kg	18060	\$1,865.00
500 lb	226.8 kg	18061	\$2,375.00
Stainless Steel Single Module (Includes Load Cell)			
500 lb	226.8 kg	17954	\$640.00
Stainless Steel 3-Module Kit			
500 lb	226.8 kg	30394	\$2,135.00
Stainless Steel 4-Module Kit			
500 lb	226.8 kg	30393	\$2,795.00

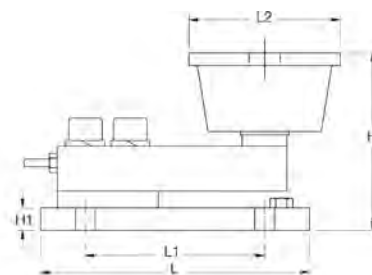
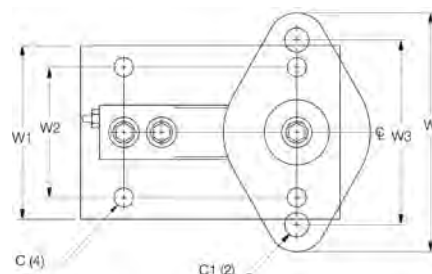
VPG Sensortronics 65059 Order Information

Load Rating (Per Module)*		Part#	Price
Mild Steel Single Module (Includes Load Cell)			
50 lb	22.7 kg	17825	\$415.00
100 lb	45.4 kg	17826	\$415.00
150 lb	68.0 kg	17827	\$415.00
250 lb	113.4 kg	17828	\$415.00
500 lb	226.8 kg	17829	\$550.00
Mild Steel 3-Module Kit			
50 lb	22.7 kg	18063	\$1,450.00
100 lb	45.4 kg	18064	\$1,450.00
150 lb	68.0 kg	18065	\$1,450.00
250 lb	113.4 kg	18066	\$1,450.00
500 lb	226.8 kg	18067	\$1,875.00
Mild Steel 4-Module Kit			
50 lb	22.7 kg	18069	\$1,865.00
100 lb	45.4 kg	18070	\$1,865.00
150 lb	68.0 kg	18071	\$1,865.00
250 lb	113.4 kg	18072	\$1,865.00
500 lb	226.8 kg	18073	\$2,375.00
Stainless Steel Single Module (Includes Load Cell)			
500 lb	226.8 kg	17950	\$640.00
Stainless Steel 3-Module Kit			
500 lb	226.8 kg	30392	\$2,135.00
Stainless Steel 4-Module Kit			
500 lb	226.8 kg	30391	\$2,795.00

* Load rating is per module



50-250 lb (22.7-113.4 kg)



500 lb (226.8 kg)

Complete Kit Includes

- One JB4SS NEMA Type 4X stainless steel signal trim junction box
- Three or four RL50219SS cantilever beam load cells (50-250 lb models)
- Three or four stainless steel single-ended beam load cells (500 lb models)
- Three or four neoprene isolation/compression mounts
- 25 ft of our hostile environment EL147HE SURVIVOR® load cell cable

Standard Features

- Stainless steel modules
- Lower weighing ranges from 50-500 lb (22.7-226.8 kg) per module
- Environmentally protected load cells
- Neoprene isolation/compression mounts allow for minor misalignment, thermal expansion and shock absorption
- Overload stop for 500 lb (226.8 kg) modules provides durability

Applications

- Small tanks and hoppers
- Conveyor/in-motion weighing
- Small platform scales where minor shock loading may be a problem



Picture is a representation of actual product.

The RL50219SS-TA weigh module kit provides a cost-effective alternative for your customers' low-range weighing needs. A variety of features makes this kit easy to install and an exceptional choice for various indoor weighing applications where checking requirements are low. Environmentally protected load cells, neoprene isolation/compression mounts and other Rice Lake Weighing Systems components are the keys to this module's outstanding performance.

Module with RL50219SS cantilever beam load cell; capacities (per module): 50 lb (22.7 kg), 100 lb (45.4 kg), 150 lb (68.0 kg) and 250 lb (113.4 kg). 500 lb model features stainless steel single-ended beam load cell.



RL50219SS-TA stainless (50 lb-250 lb)

WEIGH MODULES

RL50219SS-TA

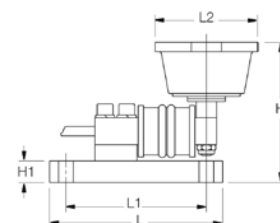
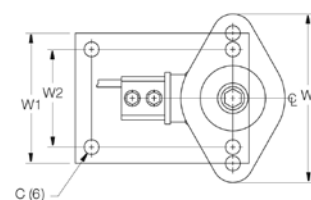
50lb-500lb Capacity Mini Tank Weighing Module, Stainless Steel

Dimensions

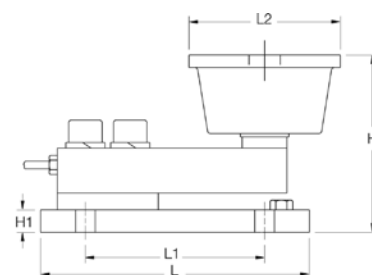
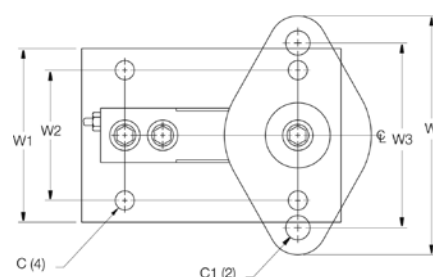
Rated Capacity	C	C1	H	H1	L	L1	L2	W	W1	W2	W3
lb/in											
50-250	0.34	—	3.13	0.50	4.00	3.25	2.38	3.88	3.00	2.25	—
500	0.44	0.56	3.88	0.50	6.00	4.00	3.38	5.50	4.00	3.00	4.13
kg/mm											
22.7-113.4	8.6	—	79.5	12.7	101.6	82.6	60.5	98.6	76.2	57.2	—
226.8	11.2	14.2	98.6	12.7	152.4	101.6	85.9	139.7	101.6	76.2	104.9

Order Information

Load Rating (Per Module)*		Part#	Price
Stainless Steel Single Module (Includes Load Cell)			
50 lb	22.7 kg	196829	\$625.00
75 lb	34.0 kg	196830	\$625.00
100 lb	45.4 kg	196831	\$625.00
150 lb	68.0 kg	196832	\$625.00
250 lb	113.4 kg	196833	\$625.00
500 lb	226.8 kg	17954	\$640.00
Stainless Steel 3-Module Kit			
50 lb	22.7 kg	196840	\$2,125.00
75 lb	34.0 kg	196841	\$2,125.00
100 lb	45.4 kg	196842	\$2,125.00
150 lb	68.0 kg	196843	\$2,125.00
250 lb	113.4 kg	196844	\$2,125.00
500 lb	226.8 kg	30394	\$2,135.00
Stainless Steel 4-Module Kit			
50 lb	22.7 kg	196845	\$2,750.00
75 lb	34.0 kg	197015	\$2,750.00
100 lb	45.4 kg	196846	\$2,750.00
150 lb	68.0 kg	196848	\$2,750.00
250 lb	113.4 kg	196849	\$2,750.00
500 lb	226.8 kg	30393	\$2,795.00



50-250 lb (22.7-113.4 kg)



500 lb (226.8 kg)



Complete Kit Includes

- Three or four shear beam load cells
- One JB4SS NEMA Type 4X stainless steel signal trim junction box
- 25 ft of our hostile environment EL147HE SURVIVOR® load cell cable

Standard Features

- NTEP Certified load cells
- Zinc plated or Stainless assemblies
- Medium weighing ranges from 1,000-2,500 lb (453.6-1134.0 kg) per module
- Neoprene isolation mounts allow for minor misalignment, thermal expansion and shock absorption
- Overload stop provides durability
- 65059 stainless steel mounts use VPG Sensortronics 65023S NTEP Certified stainless steel load cells

Applications

- Small tanks and hoppers
- Conveyor/In-motion weighing
- Small platform scales where minor shock loading may be a problem

Optional Features


- Welded stainless steel cells available in stainless steel mounts

Load Cell Certifications



Available in configurations with three or four mounting assemblies.
Picture is a representation of actual product.

The RL50210 TA weigh module kit provides a cost-effective alternative for your customers' medium-range weighing needs. A variety of features makes this kit easy to install and an exceptional choice for various indoor weighing applications where checking requirements are low. Environmentally protected load cells, neoprene isolation/compression mounts and other Rice Lake Weighing Systems components are the keys to this module's performance.



Module with RL32018 single-ended shear beam load cell; capacities (per module):
NTEP Certified 1,000 lb (453.6 kg) load cell shown.

RL50210 TA

1,000lb-2,500lb Capacity Mini Tank Weighing Module

Dimensions

Rated Capacity	C	C1	H	H1	L	L1	L2	W	W1	W2	W3
lb/in											
1,000	0.44	—	4.00	0.50	6.00	4.00	3.00	5.13	4.00	3.00	4.13
2,000-2,500	0.44	0.56	4.00	0.50	6.00	4.00	4.62	6.25	4.00	3.00	5.00
kg/mm											
453.6	11.2	—	101.6	12.7	152.4	101.6	76.2	130.3	101.6	76.2	104.9
907.2-1,134.0	11.2	14.2	101.6	12.7	152.4	101.6	117.3	158.8	101.6	76.2	127.0

Order Information

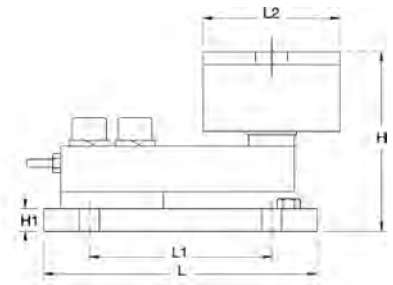
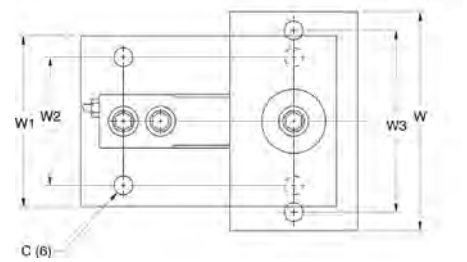
Load Rating (Per Module)*	Part#	Price
Mild Steel Single Module (Includes Load Cell)		
1,000 lb	17849	\$550.00
2,000 lb	17948	\$550.00
2,500 lb	17949	\$550.00
Mild Steel 3-Module Kit		
1,000 lb	18056	\$1,875.00
2,000 lb	30398	\$1,875.00
2,500 lb	30396	\$1,875.00
Mild Steel 4-Module Kit		
1,000 lb	18062	\$2,400.00
2,000 lb	30397	\$2,400.00
2,500 lb	30395	\$2,400.00
Stainless Steel Single Module (Includes Load Cell)		
1,000 lb	17955	\$640.00
2,000 lb	17956	\$640.00
2,500 lb	17957	\$640.00
Stainless Steel 3-Module Kit		
1,000 lb	30404	\$2,020.00
2,000 lb	30402	\$2,135.00
2,500 lb	30400	\$2,135.00
Stainless Steel 4-Module Kit		
1,000 lb	30403	\$2,795.00
2,000 lb	30401	\$2,795.00
2,500 lb	30399	\$2,795.00

* Load rating is per module

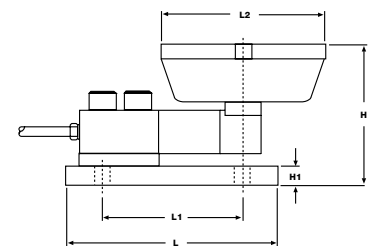
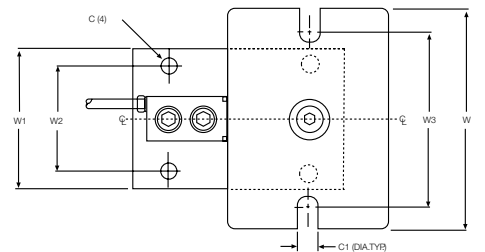
VPG Scentroidics® 65059 Order Information

Load Rating (Per Module)*	Part#	Price
Mild Steel Single Module (Includes Load Cell)		
1,000 lb	17830	\$550.00
2,000 lb	17946	\$550.00
2,500 lb	17947	\$550.00
Mild Steel 3-Module Kit		
1,000 lb	18068	\$1,875.00
2,000 lb	30413	\$1,875.00
2,500 lb	30412	\$1,875.00
Mild Steel 4-Module Kit		
1,000 lb	18074	\$2,400.00
2,000 lb	30414	\$2,400.00
2,500 lb	30411	\$2,400.00
Stainless Steel Single Module (Includes Load Cell)		
1,000 lb	17951	\$640.00
2,000 lb	17952	\$640.00
2,500 lb	17953	\$640.00
Stainless Steel 3-Module Kit		
1,000 lb	30410	\$2,135.00
2,000 lb	30408	\$2,135.00
2,500 lb	30406	\$2,135.00
Stainless Steel 4-Module Kit		
1,000 lb	30409	\$2,795.00
2,000 lb	30407	\$2,795.00
2,500 lb	30405	\$2,795.00

* Load rating is per module



1,000 lb (453.6 kg)



2,000 lb-2,500 lb (907.2 kg-1,134.0 kg)



Complete Kit Includes

- One JB4SS NEMA Type 4X stainless steel signal trim junction box
- One fixed-pin module, one side-stop module, and one or two free-sliding assemblies. Each module is complete with a Flintec SB5 NTEP Certified 1:5000d, Class III, stainless steel environmentally protected load cell
- 25 ft of our hostile environment EL147HE SURVIVOR® load cell cable

Standard Features

- Capacities (per module): 1,125-22,500 lb (1 kN/102.1 kg-100 kN/10,205.9 kg)
- NTEP Certified load cells
- Unique design allows for thermal expansion/contraction
- Jacking screw allows empty vessel to be lifted clear of load cell for maintenance
- Unique blind load hole eliminates unwanted side and eccentric loads
- Vessel is free to slide laterally on PTFE-coated surfaces
- Load cell outputs are matched to $\pm 0.07\%$ allowing replacement without further calibration

Applications

- Light- to medium-capacity tanks and hoppers
- High-vibration mixers and blenders
- Process measurement and control

Load Cell Certifications

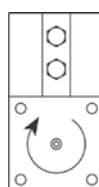


Available in configurations with three or four mounting assemblies.
Picture is a representation of actual product.

The Paramounts EP system offers all the design advantages of the Paramounts system in applications where the extensive sealing of the SB4 load cell is not necessary. Paramounts EP provides a low-cost alternative for the superior mechanical loading system found in the standard Paramounts. Economy and performance are in one complete weighing system.



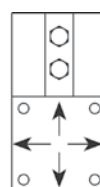
Free-sliding module with Flintec SB5 bending beam load cell.



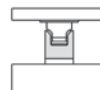
A: FIXED PIN



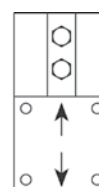
Fixed-pin Mount



B: FREE SLIDING



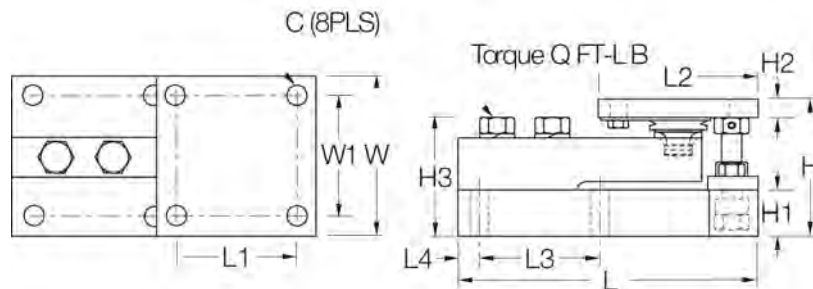
Free-sliding Mount



C: SIDE STOP



Side-stop Mount

**Dimensions**

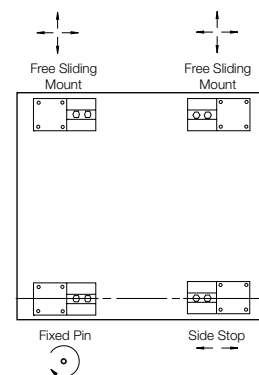
Rated Capacity		C	H	H1	*H2	**H2	H3	L	L1	L2	L3	L4	W	W1	Q (FT- LB)
lb/in															
1,125-4,500	5-23 kN	0.437	3.58	1.25	0.50	0.75	3.06	7.51	3.00	4.00	3.00	0.50	4.00	3.00	65.00
11,250	50 kN	0.562	4.66	1.50	0.62	1.00	4.09	9.19	3.87	5.00	3.87	0.56	5.00	3.87	295.00
22,500	100 kN	0.688	6.41	2.00	0.75	1.25	5.73	11.46	4.75	6.00	4.75	0.69	6.00	4.75	515.00
kg/mm															
510.8-2,041.0		11.1	90.9	31.8	12.7	19.1	77.7	190.8	76.2	101.6	76.2	12.7	101.6	76.2	—
5,107.5		14.3	118.4	38.1	15.7	25.4	103.9	233.4	98.3	127.0	98.3	14.2	127.0	98.3	—
10,215.0		17.5	162.8	50.8	19.1	31.8	145.5	291.1	120.7	152.4	120.7	17.5	152.4	120.7	—

Order Information

Load Rating (Per Module)		Part#	Price
NTEP Certified 3-Module Kits			
1,125 lb	5 kN/510.8 kg	33683	\$2,298.00
2,250 lb	10 kN/1,021.5 kg	33682	\$2,298.00
4,500 lb	20 kN/2,041.2 kg	33681	\$2,298.00
11,250 lb	50 kN/5,107.5 kg	33680	\$2,635.00
NTEP Certified 4-Module Kits			
1,125 lb	5 kN/510.8 kg	33678	\$3,060.00
2,250 lb	10 kN/1,021.5 kg	33677	\$3,060.00
4,500 lb	20 kN/2,041.2 kg	33676	\$3,060.00
11,250 lb	50 kN/5,107.5 kg	33675	\$3,895.00
Non-NTEP Certified 3-Module Kit			
22,500 lb	100 kN/10,205.8 kg	33679	\$4,190.00
Non-NTEP Certified 4-Module Kit			
22,500 lb	100 kN/10,215.0 kg	33674	\$5,160.00

* Side-stop and free-sliding units

** Fixed-pin units

**VESSEL ARRANGEMENT**

When arranged as illustrated, the vessel is fixed at one corner but is able to slide freely as indicated. This ensures that there is minimal side loading on the cells and at the same time the vessel is self-checking. The unique, patented blind load hole technology used in these mounts introduces the load at the neutral axis of the load cell which helps minimize the effects of side loads.



Complete Kit Includes

- One JB4SS NEMA Type 4X stainless steel signal trim junction box
- One fixed-pin module, one side-stop module, and one or two free-sliding assemblies. Each module is complete with a FLINTEC SB4 or SB10 (520 lb) stainless steel hermetically sealed load cell
- 25ft of our hostile environment EL147HE SURVIVOR® load cell cable

Standard Features

- Capacities (per module): 520-22,500 lb (2.3 kN/102.1 kg-100 kN/10,205.9 kg)
- Unique design allows for thermal expansion/contraction
- Jacking screw allows empty vessel to be lifted clear of load cell for maintenance
- Unique blind load hole eliminates unwanted side and eccentric loads
- Vessel is free to slide laterally on PTFE-coated surfaces
- Load cell outputs are matched to $\pm 0.07\%$, allowing replacement without further calibration

Applications

- Light- to medium-capacity tanks and hoppers
- Mixers and blenders
- Process measurement and control

Optional Features

- NTEP Certified load cells available: Capacities 1,125 lb-11,250 lb

Load Cell Certifications

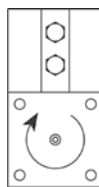


Available in configurations with three or four mounting assemblies.
Picture is a representation of actual product.

The Paramounts tank weighing system consists of one fixed-pin mount which allows only the top plate to rotate, one side-stop mount which allows the top plate to slide along the cell only, and one or more free-sliding mount(s) which allows the top plate to slide freely in all directions. This system provides self checking while maintaining unparallelled system accuracy.



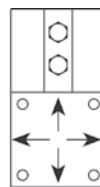
Free-sliding module with Flintec SB4 bending beam load cell.



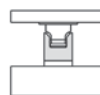
A: FIXED PIN



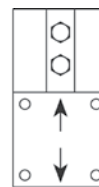
Fixed-Pin Mount



B: FREE SLIDING



Free-Sliding Mount



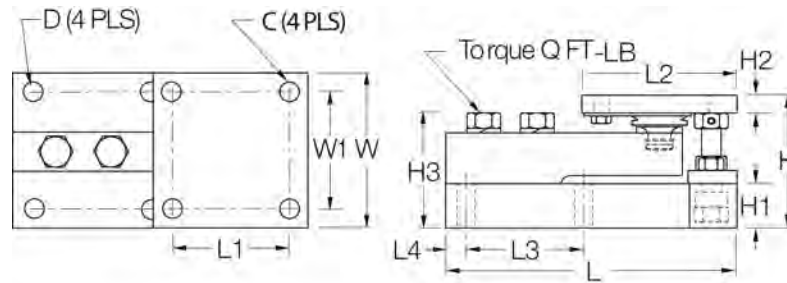
C: SIDE STOP



Side-Stop Mount

Paramounts® HS

Hermetically Sealed, Mild Steel, Light- to Medium-capacity Tank Weighing Systems

**Dimensions**

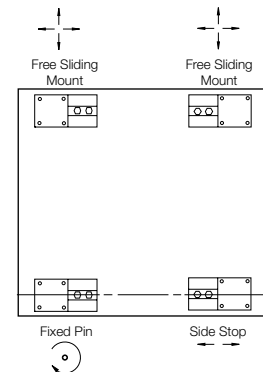
Rated Capacity		C	D	H	H1	*H2	**H2	H3	L	L1	L2	L3	L4	W	W1	Q (FT- LB)
lb/in																
520	2.3 kN	0.375	0.437	3.49	1.00	0.50	0.75	2.98	7.51	3.00	4.00	3.00	0.50	4.00	3.00	65.00
1,125-5,200	5 kN-23 kN	0.437	0.437	3.58	1.25	0.50	0.75	3.06	7.51	3.00	4.00	3.00	0.50	4.00	3.00	65.00
11,250	50 kN	0.562	0.562	4.66	1.50	0.62	1.00	4.09	9.19	3.87	5.00	3.87	0.56	5.00	3.87	295.00
22,500	100 kN	0.688	0.688	6.41	2.00	0.75	1.25	5.73	11.46	4.75	6.00	4.75	0.69	6.00	4.75	515.00
kg/mm																
236.1		9.5	11.1	88.6	25.4	12.7	19.1	75.7	190.8	76.2	101.6	76.2	12.7	101.6	76.2	—
510.8-2,360.0		11.1	11.1	90.9	31.8	12.7	19.1	77.7	190.8	76.2	101.6	76.2	12.7	101.6	76.2	—
5,107.5		14.3	14.3	118.4	38.1	15.7	25.4	103.9	233.4	98.3	127.0	98.3	14.2	127.0	98.3	—
10,215.0		17.5	17.5	162.8	50.8	19.1	31.8	145.5	291.1	120.7	152.4	120.7	17.5	152.4	120.7	—

Order Information

Load Rating (Per Module)		Part#		Price
NTEP Certified 3-Module Kit				
1,125 lb	5 kN/510.8 kg	29871		\$2,895.00
2,250 lb	10 kN/1,021.5 kg	29872		\$2,895.00
5,200 lb	23 kN/2,360.8 kg	29873		\$2,895.00
11,250 lb	50 kN/5,107.5 kg	29874		\$3,525.00
NTEP Certified 4-Module Kit				
1,125 lb	5 kN/510.8 kg	29875		\$3,895.00
2,250 lb	10 kN/1,021.5 kg	29876		\$3,895.00
5,200 lb	23 kN/2,360.8 kg	29877		\$3,895.00
11,250 lb	50 kN/5,107.5 kg	29878		\$4,400.00

* Side-stop and free-sliding units

** Fixed-pin units

**Order Information**

Load Rating (Per Module)		Part#	Price
Non-NTEP Certified 3-Module Kit			
520 lb	2.3 kN/236.1 kg	38205	\$3,695.00
1,125 lb	5 kN/510.8 kg	17977	\$2,795.00
2,250 lb	10 kN/1021.5 kg	17978	\$2,795.00
5,200 lb	23 kN/2,360.8 kg	17979	\$2,795.00
11,250 lb	50 kN/5,107.5 kg	17980	\$3,395.00
22,500 lb	100 kN/10,215.0 kg	17981	\$4,395.00
Non-NTEP Certified 4-Module Kit			
520 lb	2.3 kN/236.1 kg	38206	\$4,925.00
1,125 lb	5 kN/510.8 kg	17984	\$3,695.00
2,250 lb	10 kN/1,021.5 kg	17985	\$3,695.00
5,200 lb	23 kN/2,360.8 kg	17986	\$3,695.00
11,250 lb	50 kN/5,107.5 kg	17987	\$4,195.00
22,500 lb	100 kN/10,215.0 kg	17988	\$5,295.00
**Conduit adapter 1/2-14 NPT		17703	\$45.00

VESSEL ARRANGEMENT

When arranged as illustrated, the vessel is fixed at one corner but is able to slide freely as indicated. This ensures that there is minimal side loading on the cells and at the same time the vessel is self-checking. The unique, patented blind load hole technology used in these mounts introduces the load at the neutral axis of the load cell which helps minimize the effects of side loads.

RLBTM Mild/Stainless Steel


Mild Steel/Stainless Steel Weigh Modules

Standard Features

- Capacities (per module): 500-5,000 lb SE mild steel/1,000-4,000 lb stainless steel
- Zinc plated, mild steel construction or stainless steel construction
- Self-checking, multi-directional movement
- Design incorporates a ball and cup for self centering
- The RLBTM will accommodate a standard shear beam 500 lb-5,000 lb SE load cell that has a threaded load hole. RL30000, RL39123, RL35023, RL35082, RL35083

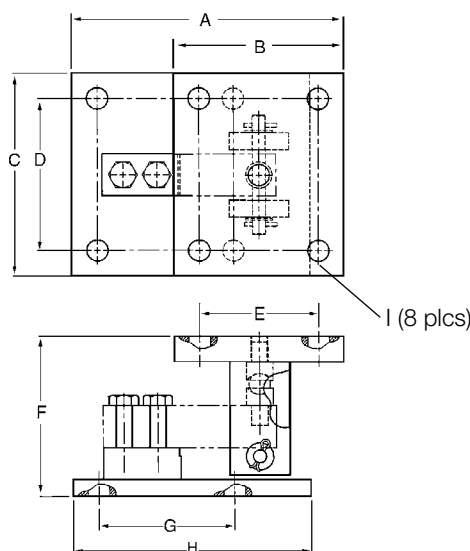
Applications

- Light- to medium-capacity tanks and hoppers
- Conveyors



Does not include load cell.
Picture is a representation of actual product.

The RLBTM mount was specifically created to take advantage of the improved load introduction accuracy of the ball and cup design. This multi-purpose mount is ideal for both indoor and outdoor applications, and can be used with a variety of single-ended beam load cells. Available in both mild and stainless steel, the RLBTM offers superior accuracy at an affordable price. These assemblies are also quick and easy to install, making the RLBTM the perfect choice for low-capacity, multi-purpose weighing needs.

**Dimensions**

Rated Capacity	A	B	C	D	E	F	G	H	I
lb/in									
1,000-5,000 SE*	8.00	5.00	6.00	4.50	3.50	4.75	4.00	7.00	0.63
kg/mm									
453.6-2,268.0	203.2	127.00	152.4	114.3	88.9	120.6	101.6	177.8	16.0

Mild Steel Order Information

Load Rating (Per Module)	Part#	Price
Single Module (Does NOT Include Load Cell)		
1,000 lb-5,000 lb SE*	53059	\$365.00

*SE refers to small envelope

Stainless Steel Order Information

Load Rating (Per Module)	Part#	Price
Single Module (Does NOT Include Load Cell)		
1,000 lb-4,000 lb	53066	\$560.00


RL1800 Series

Mild Steel/Stainless Steel Weigh Modules



Available in configurations with three or four mounting assemblies.
Picture is a representation of actual product

The RL1800 Series mounting assembly kit utilizes several Rice Lake Weighing Systems components to provide an unmatched level of performance in tank and hopper weighing applications. The RL1800 Series kit is ideally suited for indoor and outdoor process control operations with medium-range capacities. Each module combines multi-directional movement and self-checking capabilities. The load cells used are NTEP Certified in capacities of 1,000 lb to 10,000 lb.



Module with RL32018 single-ended beam load cell.

Complete Kit Includes

- One JB4SS NEMA Type 4X stainless steel signal trim junction box
- Three or four RL1800 mild steel or stainless steel compression mounts
- Three or four RL32018 single-ended beam load cells, RL32018S used in stainless steel
- 25 ft of our hostile environment EL147HE SURVIVOR® load cell cable

Standard Features

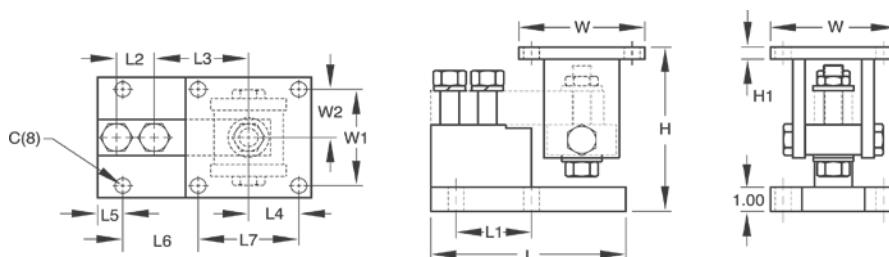
- Capacities (per module): 250-10,000 lb (113.4-4,535.9 kg)
- NTEP Certified cells in 1,000-10,000 lb (453.6-4535.9 kg) capacities, except 3,000 lb (1,360.9 kg)
- Zinc plated mild steel/stainless steel construction
- Center-pivoted, tension loading design
- Self-checking, multi-directional movement
- Load is suspended on high-strength bolt instead of wire rope
- Design incorporates spherical washers for self centering
- Stainless steel kit includes RL32018S NTEP Certified load cell

Applications

- Conveyors
- Medium-capacity tanks and hoppers

Load Cell Certifications

Except 250 lb
and 500 lb



Dimensions

Rated Capacity	C	H Min/ Max	H1	L	L1	L2	L3	L4	L5	L6	L7	W	W1	W2
Mild Steel Construction														
lb/in														
250-5,000 SE*	0.62	5.25/5.56	0.50	6.00	2.00	1.00	3.00	2.00	0.68	1.94	4.00	5.00	4.00	2.00
5,000 LE** -10,000	0.62	6.12/6.62	0.50	7.75	3.00	1.50	3.75	2.00	1.03	2.97	4.00	5.00	4.00	2.00
kg/mm														
113.4-2,268.0	15.8	133.4/141.2	12.7	152.4	50.8	25.4	76.2	50.8	17.3	49.3	101.6	127.0	101.6	50.8
2,268.0-4,535.9	15.8	155.4/168.1	12.7	196.9	76.2	38.1	95.3	50.8	26.2	75.4	101.6	127.0	101.6	50.8
Stainless Steel Construction														
lb/in														
1,000-4,000	0.62	5.25/5.56	0.50	6.00	2.00	1.00	3.00	2.00	0.68	1.94	4.00	5.00	4.00	2.00
5,000-10,000	0.62	6.12/6.62	0.50	7.75	3.00	1.50	3.75	2.00	1.03	2.97	4.00	5.00	4.00	2.00
kg/mm														
453.6-1,814.4	15.8	133.4/141.2	12.7	152.4	50.8	25.4	76.2	50.8	17.3	49.3	101.6	127.0	101.6	50.8
2,268.0-4,535.9	15.8	155.4/168.1	12.7	196.9	76.2	38.1	95.3	50.8	26.2	75.4	101.6	127.0	101.6	50.8

Mild Steel Order Information

Load Rating (Per Module)*	Part#	Price
Single Module (Does NOT Include Load Cell)		
250 lb-5,000 lb SE	113.4 kg-2,268.0 kg 17817	\$340.00
5,000 lb LE-10,000 lb	2,268.0 kg-4,535.9 kg 17819	\$365.00
3-Module Kit		
250 lb*	113.4 kg 18075	\$2,055.00
500 lb*	226.8 kg 18076	\$2,055.00
1,000 lb	453.6 kg 18077	\$2,055.00
2,000 lb	907.2 kg 18078	\$2,055.00
2,500 lb	1,134.0 kg 18079	\$2,055.00
3,000 lb	1,360.8 kg 18080	\$2,055.00
4,000 lb	1,814.4 kg 18081	\$2,055.00
5,000 lb SE	2,268.0 kg 18082	\$2,055.00
5,000 lb LE	2,268.0 kg 18083	\$2,370.00
10,000 lb	4,535.9 kg 18084	\$2,370.00
4-Module Kit		
250 lb*	113.4 kg 18085	\$2,670.00
500 lb*	226.8 kg 18086	\$2,670.00
1,000 lb	453.6 kg 18087	\$2,670.00
2,000 lb	907.2 kg 18088	\$2,670.00
2,500 lb	1,134.0 kg 18089	\$2,670.00
3,000 lb	1,360.8 kg 18090	\$2,670.00
4,000 lb	1,814.4 kg 18091	\$2,670.00
5,000 lb SE	2,268.0 kg 18092	\$2,670.00
5,000 lb LE	2,268.0 kg 18093	\$3,070.00
10,000 lb	4,535.9 kg 18094	\$3,070.00

SE=Small envelope; LE=Large envelope

* Non NTEP Certified using RL30000 or RL32018 load cells

Stainless Steel Order Information

Load Rating (Per Module)**	Part#	Price
Single Module (Does NOT Include Load Cell)		
250 lb-4,000 lb	113.4 kg-1,814.4 kg 17818	\$550.00
5,000 lb-10,000 lb	2,268.0 kg-4,535.9 kg 17820	\$575.00
3-Module Kit		
1,000 lb	453.6 kg 18095	\$2,785.00
2,000 lb	907.2 kg 18096	\$2,785.00
2,500 lb	1,134.0 kg 18097	\$2,785.00
4,000 lb	1,814.4 kg 18099	\$2,785.00
5,000 lb LE	2,268.0 kg 18100	\$3,015.00
10,000 lb	4,535.9 kg 18101	\$3,015.00
4-Module Kit		
1,000 lb	453.6 kg 18102	\$3,710.00
2,000 lb	907.2 kg 18103	\$3,710.00
2,500 lb	1,134.0 kg 18104	\$3,710.00
4,000 lb	1,814.4 kg 18106	\$3,710.00
5,000 lb LE	2,268.0 kg 18107	\$4,025.00
10,000 lb	4,535.9 kg 18108	\$4,025.00
Dummy Cell		
Dummy load cell	1 k-5 k SE* 22980	\$47.00

** Load rating is per module

WEIGH MODULES

RL1900 Series

Stainless Steel Weigh Modules



Available in configurations with three or four mounting assemblies.
Picture is a representation of actual product

The RL1900 Series weigh module kit utilizes several Rice Lake Weighing Systems components to provide an unmatched level of performance in tank and hopper weighing applications. The RL1900 kit is ideally suited for tank, hopper and bin weighing operations with medium-range capacities. Each module combines multi-directional movement and self-checking capabilities. The welded-seal, stainless steel RLSSB load cell withstands washdown environments that may present problems to other cells.



Module with welded-seal RLSSB single-ended beam load cell.

Complete Kit Includes

- One JB4SS NEMA Type 4X stainless steel signal trim junction box
- Three or four RL1900 stainless steel compression mounts
- Three or four RLSSB welded stainless steel single-ended beam load cells
- 25 ft of our hostile environment EL147HE SURVIVOR® load cell cable

Standard Features

- NTEP Certified load cells, 1:5000d, Class III single cell
- Capacities (per module): 1,000-10,000lb (453.6-4,535.9 kg)
- 304 stainless steel construction
- Center-pivoted, tension loading design
- Welded-seal stainless steel load cells, IP67
- Self-checking, multi-directional movement
- Easy load cell replacement
- Load is suspended on high-strength bolt instead of wire rope
- Design incorporates spherical washers

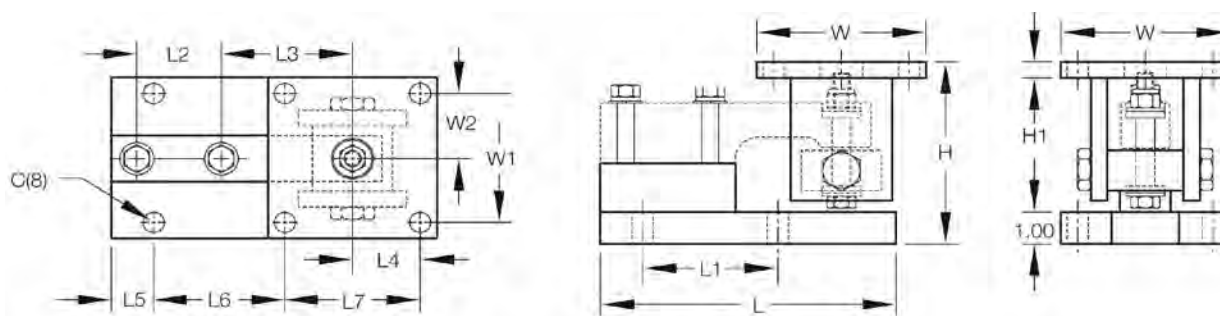
Applications

- Medium-capacity tanks, bins and hoppers
- Washdown applications

Optional Features

- Also compatible with RTI SSB load cells

Load Cell Certifications



Dimensions

Rated Capacity	C	H Min/Max	H1	L	L1	L2	L3	L4	L5	L6	L7	W	W1	W2
lb/in														
1,000-5,000	0.62	5.38/5.62	0.50	8.75	4.00	2.50	3.88	2.00	1.12	4.00	4.00	5.00	4.00	2.00
10,000	0.81	6.88/7.50	1.00	9.75	5.00	2.63	4.88	2.25	1.00	5.00	4.50	6.00	4.50	2.25
kg/mm														
453.6-2,268.0	15.8	136.7/142.9	12.7	222.3	101.6	63.5	98.6	50.8	28.4	101.6	101.6	127.0	101.6	50.8
4,535.9	20.6	174.8/190.5	25.4	247.7	127.0	66.8	124.0	57.2	25.4	127.0	114.3	152.4	114.3	57.2

Order Information

Load Rating (Per Module)		Part#	Price
Single Module (Does NOT Include Load Cell)			
1,000 lb-5,000 lb	453.6 kg-2,268.0 kg	17841	\$600.00
10,000 lb	4,535.9 kg	17843	\$655.00
3-Module Kit			
1,000 lb	453.6 kg	18109	\$3,760.00
2,000 lb	907.2 kg	18110	\$3,760.00
5,000 lb	2,268.0 kg	18111	\$3,760.00
10,000 lb	4,535.9 kg	18112	\$4,190.00
4-Module Kit			
1,000 lb	453.6 kg	18113	\$5,010.00
2,000 lb	907.2 kg	18114	\$5,010.00
5,000 lb	2,268.0 kg	18115	\$5,010.00
10,000 lb	4,535.9 kg	18116	\$5,550.00

WEIGH MODULES

RLTM

Stainless Steel Tank Weigh Modules



Picture is a representation of actual product.

The RLTM weigh module assembly features a stainless steel, welded-seal RL30745 or RL32018S-T NTEP Certified load cell and a fully stainless mount including all associated hardware. Using a rocker pin-loading concept, this design provides accurate weighing in most conditions. Standard features include both overload and overlift protection, making it ideal for most outdoor, low-capacity tank and vessel weighing applications. Each Rice Lake RLTM module is provided standard with one load cell with 30 feet of cable and one mount.

Specifications

Full Scale Output:

2.0 ± 0.2 mV/V

Bridge Resistance:

350 ohms

Material/Finish:

Stainless steel

Temperature:

Compensated range
15°F to 104°F/-97°C to 40°C

Safe Overload:

150% Full scale

Safe Sideload:

100% Full scale

Rated Excitation:

15 V DC

Combined Error:

0.03% Full scale

Insulation Resistance:

5000 megohms

Seal Type:

Welded seal, IP67

Cable Length:

30 ft/9.1 m (500-10 k)

Cable Color Code:

Green.....+ Excitation
Black.....- Excitation
White+ Signal
Red- Signal

Warranty:

Two-year limited warranty

Complete Kit Includes

- One JB4SS NEMA Type 4X stainless steel signal trim junction box
- Three or four Rice Lake RLTM stainless steel mounting assemblies
- Three or four RL30745 or RL32018S-T stainless steel load cells
- 25 ft of our hostile environment EL147HE SURVIVOR® load cell cable

Standard Features

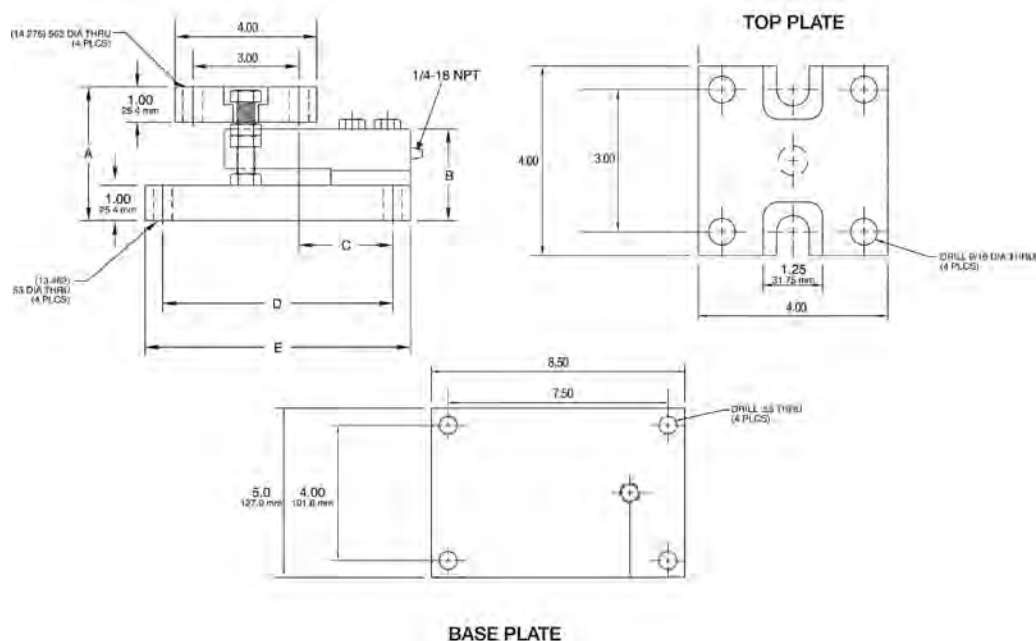
- Capacities: 500-10,000 lb (226.8-4,536.0 kg)
- Stainless steel
- Overload and overlift protection
- Rocker pin loading
- Welded-sealed load cells
- Integral lateral stops
- 30 ft cable on load cells

Applications

- Lower capacity tank and vessel weighing
- Process control and batching

Load Cell Certifications





Dimensions

Rated Capacity	A	B	C	D	E
lb/in					
500-2,500	3.77	2.59	2.62	6.50	7.50
5,000	3.99	2.83	2.62	6.50	7.50
10,000	4.27	3.08	3.88	7.50	8.50
kg/mm					
226.8-1,134.0	95.7	65.7	66.5	165.1	190.5
2,268.0	101.3	71.8	66.5	165.1	190.5
4,536.0	108.4	78.2	98.5	190.5	215.9

Order Information

Load Rating (Per Module)		Part #	Price
500 lb	226.8 kg	159288	\$950.00
1,250 lb	567.0 kg	159289	\$950.00
2,500 lb	1,134.0 kg	159290	\$950.00
5,000 lb	2,268.0 kg	159291	\$1,150.00
10,000 lb	4,536.0 kg	159292	\$1,150.00
3-Module Kit			
500 lb	226.8 kg	162942	\$2,960.00
1,250 lb	567.0 kg	162944	\$2,960.00
2,500 lb	1,134.0 kg	162945	\$2,960.00
5,000 lb	2,268.0 kg	162946	\$3,660.00
10,000 lb	4,536.0 kg	162947	\$3,660.00
4-Module Kit			
500 lb	226.8 kg	162948	\$3,910.00
1250 lb	567.0 kg	162949	\$3,910.00
2500 lb	1,134.0 kg	162950	\$3,910.00
5000 lb	2,268.0 kg	162951	\$4,710.00
10,000 lb	4,536.0 kg	162953	\$4,710.00

WEIGH MODULES

RL9000TWM Series

Tank, Hopper and Vessel Weighing Assembly



Picture is a representation of actual product.

The RL9000TWM Series stainless steel weigh module is ideal for use in tank, hopper, vessel and many other applications. The low-profile design offers an economical solution in a competitive marketplace. This rugged, high-precision mount is designed for easy installation and does not require check rods or other stabilizing hardware. The stainless steel construction and welded-seal offer additional protection in washdown areas.

Specifications**Full Scale Output:**

3 ($\pm 0.1\%$)mV/V

Bridge Resistance:

350 ohms

Material/Finish:

Stainless steel

Operating Temperature:

0° to 150° F

Seal Type:

Welded-seal, IP67

Safe Overload:

150% Full scale

Rated Excitation:

5-10 VDC

Insulation Resistance:

5,000 megohms

Non-linearity:

1 k-100 k 0.05% FS
150 k-450 k 0.1% FS

Non-repeatability:

1 k-100 k 0.02% FS
150 k-450 k 0.03% FS

Cable Length:

25 ft

Cable Color Code:

Green +Excitation
Black -Excitation
White +Signal
Red -Signal

Warranty:

Two-year limited



*Assembly with integral
RL9000TWM compression disk load cell.*

Complete Kit Includes

- One JB4SS NEMA Type 4X stainless steel signal trim junction box
- Three or four stainless steel mounting assemblies
- 25 ft of our hostile environment EL147HE SURVIVOR® load cell cable

Standard Features

- Capacities: 1,000lb-450,000lb
- Very low profile design
- 3mV/V output
- Self-centering
- Self-checking assembly
- Offers 100% sideload, 100% uplift and 150% static safe load and 300% ultimate static overload protection
- Stainless steel construction
- Welded seal
- Weighs accurately with as much as a 3° non-parallel load
- Includes 25ft load cell cable

Applications

- Tank, hopper or vessel weighing

Optional Features

- Stainless steel top plates (150,000lb-450,000lb have mild steel painted base plate)

Load Cell Certifications

RL9000TWM Series

Tank, Hopper and Vessel Weighing Assembly

Order Information

Load Rating (Per Module)	Part #	Price
Single Module		
1,000 lb	84353	\$650.00
2,500 lb	84354	\$650.00
5,000 lb	84355	\$650.00
10,000 lb	84356	\$650.00
15,000 lb	84357	\$650.00
20,000 lb	84358	\$1,265.00
25,000 lb	84359	\$1,265.00
35,000 lb	84360	\$1,265.00
50,000 lb	84361	\$1,265.00
60,000 lb	84362	\$2,165.00
75,000 lb	84363	\$2,165.00
100,000 lb	84364	\$2,165.00
150,000 lb	84365	\$4,485.00
200,000 lb	84366	\$4,485.00
250,000 lb	84368	\$6,615.00
300,000 lb	84369	\$6,615.00
400,000 lb	84370	\$6,615.00
450,000 lb	84371	\$6,615.00
3-Module Kit		
1,000 lb	98974	\$2,175.00
2,500 lb	98980	\$2,175.00
5,000 lb	98981	\$2,175.00
10,000 lb	98982	\$2,175.00
15,000 lb	98983	\$2,175.00
20,000 lb	98984	\$4,020.00
25,000 lb	98985	\$4,020.00
35,000 lb	98986	\$4,020.00
50,000 lb	98987	\$4,020.00
60,000 lb	98988	\$6,660.00
75,000 lb	98989	\$6,660.00
100,000 lb	98990	\$6,660.00
150,000 lb	98991	\$13,590.00
200,000 lb	98992	\$13,590.00
250,000 lb	98993	\$20,010.00
300,000 lb	98994	\$20,010.00
400,000 lb	98995	\$20,010.00
450,000 lb	98996	\$20,010.00
4-Module Kit		
1,000 lb	98997	\$2,730.00
2,500 lb	98998	\$2,730.00
5,000 lb	98999	\$2,730.00
10,000 lb	99000	\$2,730.00
15,000 lb	99001	\$2,730.00
20,000 lb	99002	\$5,190.00
25,000 lb	99003	\$5,190.00
35,000 lb	99004	\$5,190.00
50,000 lb	99005	\$5,190.00
60,000 lb	99006	\$8,750.00
75,000 lb	99007	\$8,750.00
100,000 lb	99008	\$8,750.00
150,000 lb	99009	\$17,975.00
200,000 lb	99010	\$17,975.00
250,000 lb	99011	\$26,510.00
300,000 lb	99012	\$26,510.00
400,000 lb	99013	\$26,510.00
450,000 lb	99014	\$26,510.00

150,000 lb-450,000 lb have mild steel painted base plates

Load Rating (Per Module)	Part #	Price
Top Plates (Stainless Steel) with bolts		
1,000 lb-15,000 lb	91207	\$150.00
20,000 lb-50,000 lb	91210	\$325.00
60,000 lb-100,000 lb	91211	\$695.00
150,000 lb-200,000 lb	91213	\$895.00
250,000 lb-450,000 lb	91215	\$1,695.00
Top Plates (Mild Steel) with bolts		
1,000 lb-15,000 lb	124758	\$75.00
20,000 lb-50,000 lb	125141	\$145.00
60,000 lb-100,000 lb	124759	\$195.00
150,000 lb-200,000 lb	124760	\$325.00
250,000 lb-450,000 lb	124761	\$425.00
Dummy Weigh Modules (non-functioning)		
1,000 lb-10,000 lb	158749	\$95.00
15,000 lb	158750	\$125.00
20,000 lb-50,000 lb	158752	\$135.00
60,000 lb-100,000 lb	158753	\$150.00
150,000 lb-200,000 lb	158754	\$395.00
250,000 lb-450,000 lb	158755	\$425.00

150,000 lb-450,000 lb have mild steel painted base plates

Shims* - Order Information

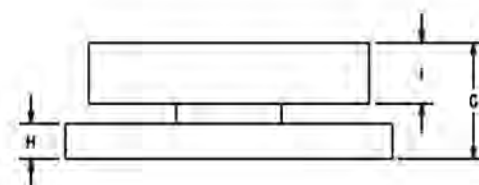
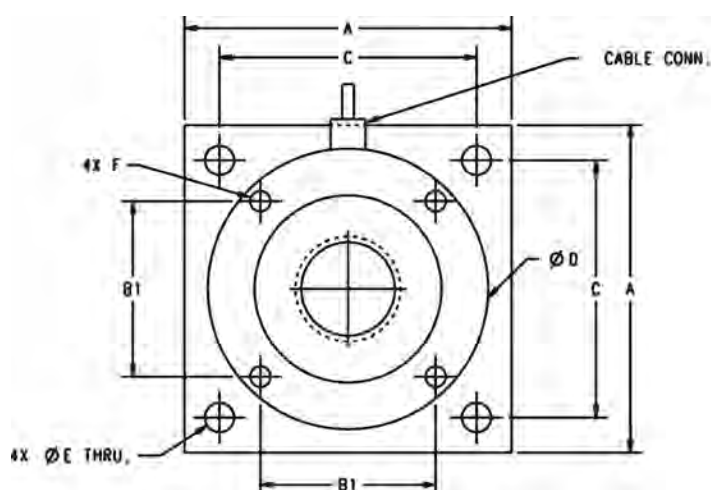
Capacity	Thickness	Material	Part #	Price
Shims				
1,000 lb-15,000 lb	0.0625	SST	167001	\$2.25
1,000 lb-15,000 lb	0.125	SST	167002	\$3.50
1,000 lb-15,000 lb	0.250	SST	167003	\$6.15
1,000 lb-15,000 lb	0.0625	MS	167004	\$1.75
1,000 lb-15,000 lb	0.125	MS	167005	\$2.15
1,000 lb-15,000 lb	0.250	MS	167006	\$2.75
20,000 lb-50,000 lb	0.0625	SST	167008	\$4.10
20,000 lb-50,000 lb	0.125	SST	167009	\$6.05
20,000 lb-50,000 lb	0.250	SST	167010	\$13.25
20,000 lb-50,000 lb	0.0625	MS	167011	\$2.65
20,000 lb-50,000 lb	0.125	MS	167012	\$2.35
20,000 lb-50,000 lb	0.250	MS	167013	\$3.50
60,000 lb-100,000 lb	0.0625	SST	167014	\$4.75
60,000 lb-100,000 lb	0.125	SST	167015	\$16.15
60,000 lb-100,000 lb	0.250	SST	167016	\$26.25
150,000 lb-200,000 lb	0.0625	SST	167020	\$9.25
150,000 lb-200,000 lb	0.125	SST	167021	\$14.95
150,000 lb-200,000 lb	0.250	SST	167022	\$35.75
250,000 lb-450,000 lb	0.0625	SST	167026	\$15.75
250,000 lb-450,000 lb	0.125	SST	167027	\$19.75
250,000 lb-450,000 lb	0.250	SST	167028	\$45.00

SST Stainless steel MS Mild steel

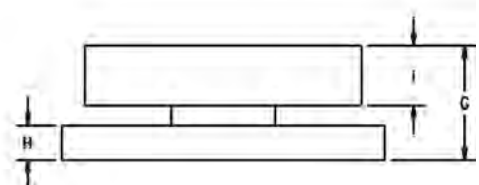
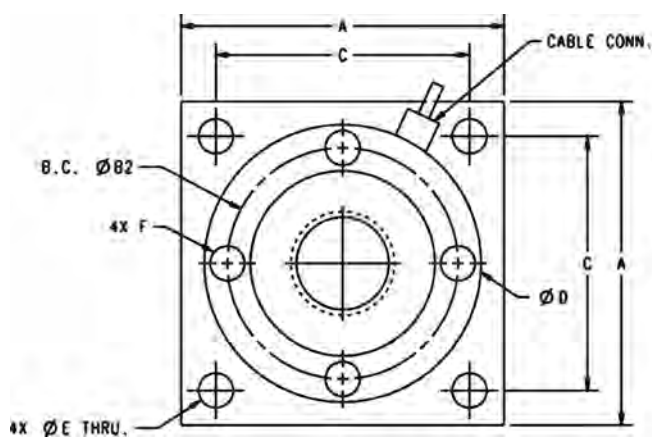
*Shims match dimensions of base plate and optional top plate

RL9000TWM Series

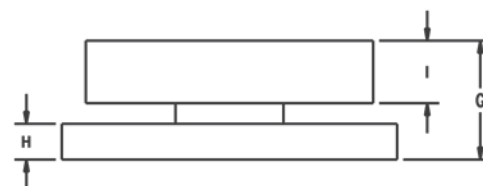
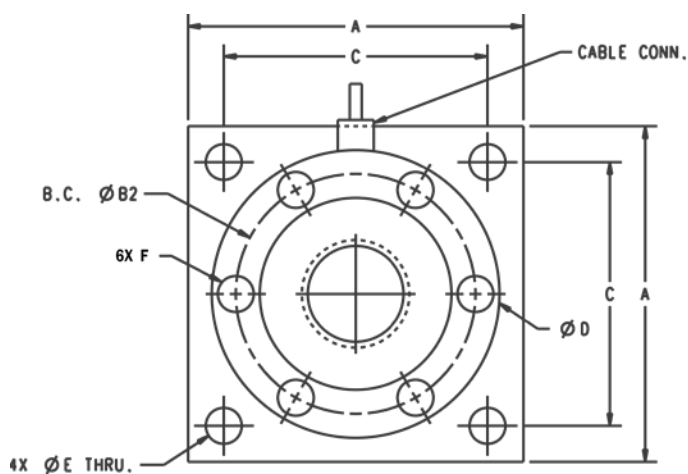
Tank, Hopper and Vessel Weighing Assembly

**Dimensions (inches)**

Rated Capacity	A	B1	C	D	E	F	G	H	I	Conduit Adapter
lb/in										
1,000-10,000	4.00	2.00	3.25	3.50	0.40	3/8-16 UNC	1.35	0.375	0.75	N/A
15,000	4.00	2.00	3.25	3.50	0.40	3/8-16 UNC	1.60	0.625	0.75	N/A
20,000-50,000	7.00	3.75	5.50	6.00	0.63	1/2-13 UNC	2.48	0.75	1.30	1/2-14 NPT
60,000-100,000	8.00	4.25	6.50	7.00	0.81	3/4-16 UNC	2.50	1.00	1.30	1/2-14 NPT

**Dimensions (inches)**

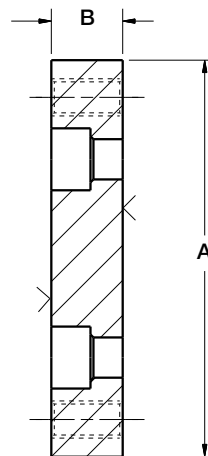
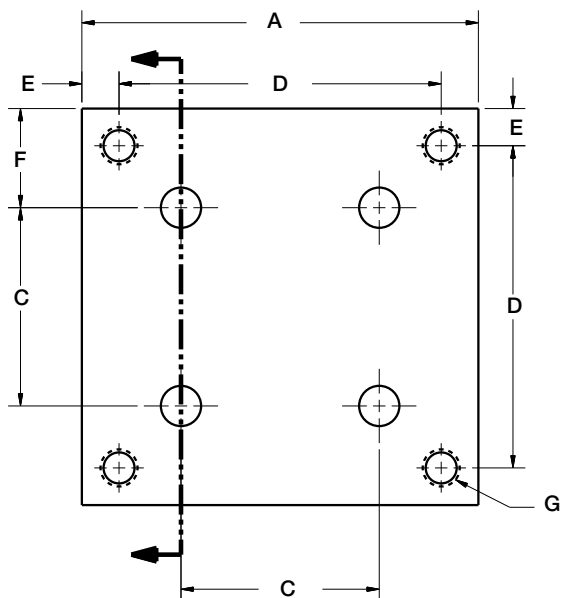
Rated Capacity	A	B2	C	D	E	F	G	H	I	Conduit Adapter
lb/in										
150,000-200,000	10.0	7.825	8.00	9.00	1.10	1-14 UNF	4.75	2.00	1.70	1/2-14 NPT



Dimensions

Rated Capacity	A	B2	C	D	E	F	G	H	I	Conduit Adapter
lb/in										
250,000-450,000	11.00	7.75	9.00	9.00	1.30	7/8-14 UNF	6.42	3.00	2.25	1/2-14 NPT

Optional Top Plates



Dimensions

Rated Capacity	A	B	C	D	E	F	G
lb/in							
1,000-15,000	4.00	0.72	2.00	3.25	0.38	1.00	3/8-16 UNC
20,000-50,000	7.00	0.97	3.75	5.50	0.75	1.62	5/8-11 UNC
60,000-100,000	8.00	1.46	4.25	6.50	0.75	1.88	3/4-16 UNF
150,000-200,000	10.00	1.94	5.53	8.00	1.00	2.25	1-14 UNS
250,000-450,000	11.00	2.94	7.75 B.C.	9.00	1.00	1.00	1-1/4-12 UNF

WEIGH MODULES

RL9000TWM-HT

Tank, Hopper and Vessel Weigh Module



Picture is a representation of actual product.

The RL9000TWM-HT is the latest addition to the popular RL9000TWM Series weigh module. The RL9000TWM-HT is a high temperature version that is designed to operate in temperatures up to 400°F.

The integral 25 ft of FEP cable complements the RL9000TWM-HT weigh module.

Specifications

Full Scale Output:

3 (\pm 0.1%) mV/V

Bridge Resistance:

700 ohms

Material/Finish:

Stainless steel

Safe Overload:

150% Full scale

Non-linearity:

0.05% FS

Non-repeatability:

0.02% FS

Rated Excitation:

5-10 V DC

Operating Temperature:

0° to 400° F

Insulation Resistance:

5,000 megohms

Seal Type:

Welded seal IP67

Cable Length:

25 ft FEP Jacket

Cable Color Code:

Green +Excitation
Black -Excitation
White +Signal
Red -Signal

Warranty:

Two-year limited

Standard Features

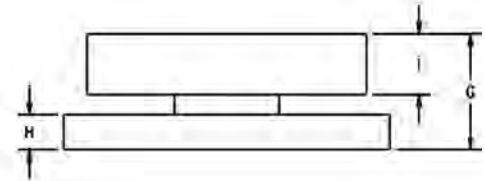
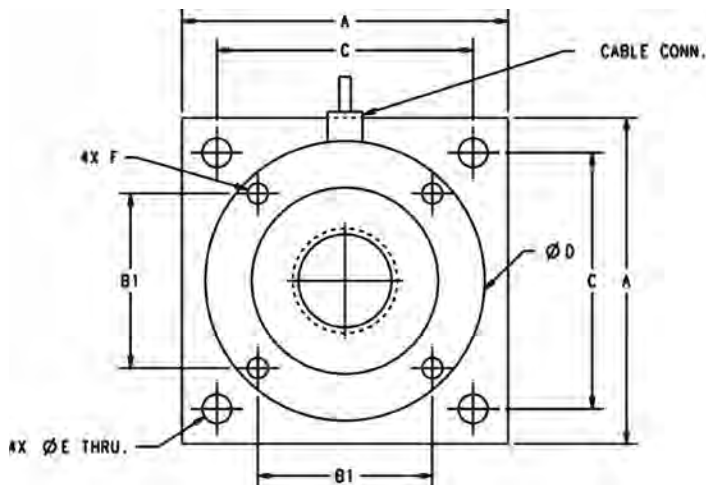
- Capacities: 1000-50,000 lb
- Very low profile design
- 3mV/V output
- Self-centering
- Self-checking assembly
- Offers 100% side load, 100% uplift and 150% safe load and 300% ultimate overload protection
- Stainless steel construction
- Welded seal
- Weighs accurately with as much as a 3° non-parallel load
- Integral 25 ft FEP cable

Optional Features

- Stainless steel top plates
- Higher capacities available upon request

Applications

- Tank, hopper, or vessel weighing
- High temperature applications



Dimensions

Rated Capacity	A	B1	C	D	E	F	G	H	I	Conduit Adapter
lb/in										
1,000-10,000	4.00	2.00	3.25	3.50	0.40	3/8-16 UNC	1.35	0.375	0.75	—
15,000	4.00	2.00	3.25	3.50	0.40	3/8-16 UNC	1.60	0.625	0.75	—
20,000-50,000	7.00	3.75	5.50	6.00	0.63	1/2-13 UNC	2.48	0.750	1.30	1/2-14NPT

Order Information

Load Rating (per module)	Part#	Price
Single Module		
1,000 lb	117050	\$1,045.00
2,500 lb	117051	\$1,045.00
5,000 lb	117052	\$1,045.00
10,000 lb	117140	\$1,045.00
15,000 lb	117053	\$1,045.00
20,000 lb	117054	\$1,755.00
25,000 lb	117055	\$1,755.00
35,000 lb	117056	\$1,755.00
50,000 lb	117057	\$1,755.00
Top Plates (Stainless Steel) with bolts		
1,000 lb-15,000 lb	91207	\$150.00
20,000 lb-50,000 lb	91210	\$325.00
Top Plates (Mild Steel) with bolts		
1,000 lb-15,000 lb	124758	\$75.00
20,000 lb-50,000 lb	125141	\$145.00

WEIGH MODULES

RL2200 Series

Tank, Hopper and Vessel Weighing Assembly



Available in configurations with three or four mounting assemblies.
Picture is a representation of actual product

The RL2200 Series mounts are ideal for use in tank, hopper, vessel and many other applications. The low-profile design allows for economical solutions in a competitive marketplace. This rugged, high-precision mount is designed for easy installation and does not require check rods or other stabilizing hardware. The RL2200 mount has the added feature of self centering, allowing for side loads without sacrificing performance.

Specifications

Full Scale Output:
4.0 mV/V, 2.0 mV/V (2500 lb)

Bridge Resistance:
350 ohms nominal

Material/Finish:
High-alloy steel, painted

Safe Overload:
150% Full Scale

Rated Excitation:
5-10 VDC (20 V maximum)

Nonlinearity:
0.05% Full Scale

Hysteresis:
0.03% Full Scale

Temperature:
Compensated range:
15°F to 115°F/-9°C to 46°C

Insulation Resistance:
5,000 megohms

Seal Type:
Environmentally sealed

***Cable Length:**
30 ft/9.1 m

Cable Color Code:
Red.....+ Excitation
Black.....- Excitation
White+ Signal
Green- Signal

Warranty:
Two-year limited warranty

**Compression load application*



Assembly with integral RL2200 compression disk load cell.

Complete Kit Includes

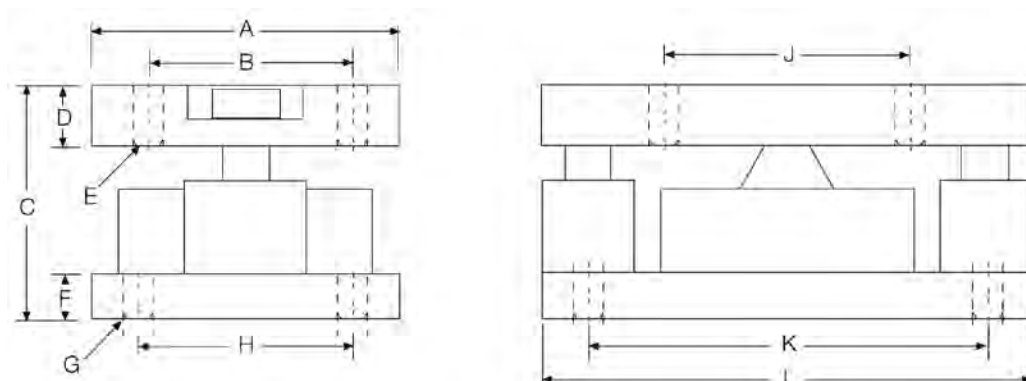
- One JB4SS NEMA Type 4X stainless steel signal trim junction box
- Three or four RL2200 high-alloy, zinc-plated steel mounting assemblies
- Three or four RL2200 compression disk load cells
- 25 ft of our hostile environment EL147HE SURVIVOR® load cell cable

Standard Features

- Capacities: 2500-50,000 lb (1134-22,680 kg)
- Low-profile design
- High 4 mV/V output (2 mV/V, 2500 lb)
- Self-centering in all directions—able to withstand excessive side loads
- Self-checking assembly

Applications

- Tank, hopper or vessel weighing
- Belt or roller conveyors
- Scale platforms and screw feeders



Dimensions

Rated Capacity	A	B	C	D	E	F	G	H	J	K	L
lb/in											
2,500-10,000	5.00	3.50	4.00	1.00	0.52	1.0	0.52	3.50	4.00	6.50	8.00
25,000-50,000	6.00	4.50	5.00	1.25	0.78	1.0	0.78	4.50	5.00	7.75	10.0
kg/mm											
1,134.0-4,536.0	127.0	88.9	101.6	25.4	13.2	19.0	13.2	88.9	101.6	165.1	203.2
11,340.0-22,679.6	152.4	114.3	127.0	31.7	19.8	25.4	19.8	114.3	127.0	196.8	254.0

Order Information

Load Rating (Per Module)		Part#	Price
Single Module			
2,500 lb	1,134 kg	76656	\$1,680.00
5,000 lb	2,268 kg	45849	\$1,680.00
10,000 lb	4,536 kg	45848	\$1,680.00
25,000 lb	11,340 kg	45847	\$2,260.00
50,000 lb	22,680 kg	45846	\$2,260.00
3-Module Kit			
2,500 lb	1,134 kg	76897	\$5,030.00
5,000 lb	2,268 kg	42811	\$5,030.00
10,000 lb	4,536 kg	42812	\$5,030.00
25,000 lb	11,340 kg	42813	\$6,485.00
50,000 lb	22,680 kg	42814	\$6,485.00
4-Module Kit			
2,500 lb	1,134 kg	76898	\$6,645.00
5,000 lb	2,268 kg	42815	\$6,645.00
10,000 lb	4,536 kg	42816	\$6,645.00
25,000 lb	11,340 kg	42817	\$7,695.00
50,000 lb	22,680 kg	42818	\$7,695.00

Replacement Load Cell Order Information

Load Rating (Per Module)		Part#	Price
2,500 lb	1,134 kg	76654	\$1,250.00
5,000 lb	2,268 kg	45708	\$1,250.00
10,000 lb	4,536 kg	45709	\$1,250.00
25,000 lb	11,340 kg	45710	\$1,575.00
50,000 lb	22,680 kg	45711	\$1,575.00

WEIGH MODULES

RL2200 SS Series

Stainless Steel, Tank, Hopper and Vessel Weighing Assembly



Available in configurations with three or four mounting assemblies.
Picture is a representation of actual product.

The RL2200 SS Series mounts are ideal for use in tank, hopper, vessel and many other applications. The low-profile design allows for economical solutions in a competitive marketplace. This rugged, high-precision mount is designed for easy installation and does not require check rods or other stabilizing hardware. The RL2200 SS mount has the added feature of self centering, allowing for side loads without sacrificing performance.

Specifications

Full Scale Output:
4.0 mV/V, 2.0 mV/V (2,500 lb)

Bridge Resistance:
350 ohms nominal

Material/Finish:
Stainless steel

Safe Overload:
150% Full Scale

Rated Excitation:
5-10 VDC (20 V maximum)

Nonlinearity:
0.05% Full Scale

Hysteresis:
0.03% Full Scale

Temperature:
Compensated range:
15°F to 115°F/9°C to 46°C

Insulation Resistance:
5,000 megohms

Seal Type:
Hermetically sealed, IP66/68

***Cable Length:**
30 ft/9.1 m

Cable Color Code:
Red.....+ Excitation
Black.....- Excitation
White+ Signal
Green- Signal

Warranty:
Two-year limited warranty

*Compression load application



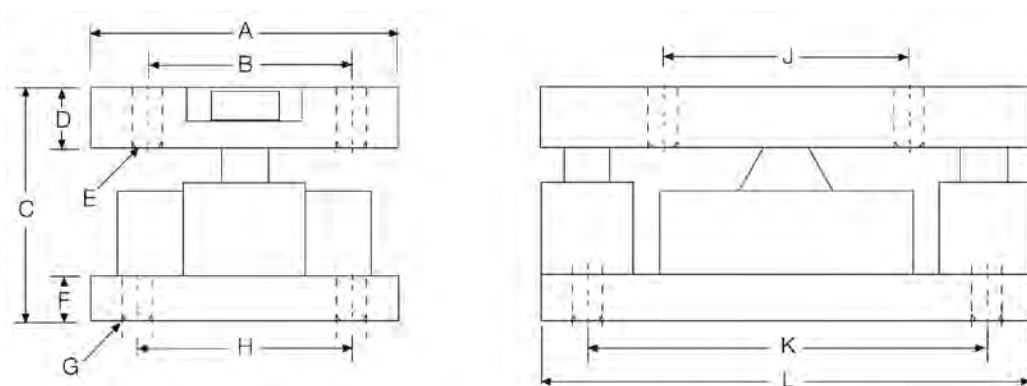
Assembly with integral RL2200 SS compression disk load cell.

Complete Kit Includes

- One JB4SS NEMA Type 4X stainless steel signal trim junction box
- Three or four RL2200 stainless steel mounting assemblies
- Three or four RL2200 SS stainless steel, hermetically sealed, compression disk load cells
- 25 ft of our hostile environment EL147HE SURVIVOR® load cell cable

Applications

- Tank, hopper or vessel weighing
- Belt or roller conveyors
- Scale platforms and screw feeders

**Dimensions**

Rated Capacity	A	B	C	D	E	F	G	H	J	K	L
lb/in											
2,500-10,000	5.00	3.50	4.00	1.00	0.52	1.00	0.52	3.50	4.00	6.50	8.00
25,000-50,000	6.00	4.50	5.00	1.25	0.78	1.00	0.78	4.50	5.00	7.75	10.00
kg/mm											
1,134.0-4,536.0	127.0	88.9	101.6	25.4	13.2	19.0	13.2	88.9	101.6	165.1	203.2
11,340.0-22,679.6	152.4	114.3	127.0	31.7	19.8	25.4	19.8	114.3	127.0	196.8	254.0

Order Information

Load Rating (Per Module)		Part#	Price
Single Module			
2,500 lb	1,134 kg	76657	\$2,435.00
5,000 lb	2,268 kg	45845	\$2,435.00
10,000 lb	4,536 kg	45844	\$2,435.00
25,000 lb	11,340 kg	45843	\$4,115.00
50,000 lb	22,680 kg	45842	\$4,115.00
3-Module Kit			
2,500 lb	1,134 kg	76899	\$6,915.00
5,000 lb	2,268 kg	46478	\$6,915.00
10,000 lb	4,536 kg	46479	\$6,915.00
25,000 lb	11,340 kg	46480	\$12,050.00
50,000 lb	22,680 kg	46481	\$12,050.00
4-Module Kit			
2,500 lb	1,134 kg	76900	\$9,145.00
5,000 lb	2,268 kg	46482	\$9,145.00
10,000 lb	4,536 kg	46483	\$9,145.00
25,000 lb	11,340 kg	46484	\$15,715.00
50,000 lb	22,680 kg	46485	\$15,715.00

Replacement Load Cell Order Information

Load Rating (Per Module)		Part #	Price
2,500 lb	1,134 kg	76655	\$1,475.00
5,000 lb	2,268 kg	45712	\$1,475.00
10,000 lb	4,536 kg	45713	\$1,475.00
25,000 lb	11,340 kg	45714	\$2,420.00
50,000 lb	22,680 kg	45715	\$2,420.00



Available in configurations with three or four mounting assemblies.
Picture is a representation of actual product.

The RLC self-aligning silo mount, together with the RLC load cell family, are an ideal solution for process control, batch weighing, silo/hopper and belt scale applications. The RLC mount incorporates a removable rocker pin design that uses hardened stainless steel components on all load-bearing surfaces. The fully stainless steel construction guarantees long-term reliability.



Module with hermetically sealed RLC compression canister load cell.

Complete Kit Includes

- One JB4SS NEMA Type 4X stainless steel signal trim junction box
- Three or four RLC stainless steel compression mounts
- Three or four RLC stainless steel hermetically sealed compression disk load cells
- 25 ft of our hostile environment EL147HE SURVIVOR® load cell cable

Standard Features

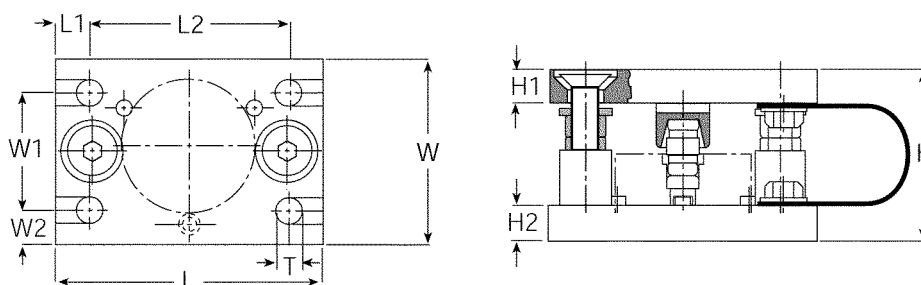
- Capacities (per module): 0.5-5 t (1,102.3-11,023.1 lb)
- Matched output load cells eliminate trimming
- 304 stainless steel construction
- Rocker pin design allows movement in all directions
- Hermetically sealed, IP66/68 stainless steel load cells
- Easy load cell replacement
- Integral jacking/shipping bolts

Applications

- Medium-capacity tanks, bins and hoppers
- Washdown applications
- Process control and batch weighing

Load Cell Certifications





Dimensions

Rated Capacity	H	H1	H2	L	L1	L2	T	W	W1	W2
ton/mm										
0.5-1	80.00	20.00	15.00	150.00	15.00	120.00	14 (top plate)	100.00	70.00	15.00
2-5	100.00	20.00	20.00	160.00	20.00	120.00	13.8 (bottom plate)	110.00	70.00	20.00
lb/in										
1,102.3-2,204.6	2.96	0.79	0.59	5.91	0.59	4.72	0.55 (top plate)	3.94	2.76	0.59
4,409.2-11,023.1	3.94	0.79	0.79	6.30	0.79	4.72	0.54 (bottom plate)	4.33	2.76	0.79

Order Information

Load Rating (Per Module)		Part#	Price
Single Module (Includes Load Cell)			
0.5t	1,102.3 lb	36401	\$1,130.00
1t	2,204.6 lb	36402	\$1,130.00
2t	4,409.2 lb	36403	\$1,305.00
3.5t	7,717.5 lb	36404	\$1,305.00
5t	11,023.1 lb	36405	\$1,305.00
3-Module Kit			
0.5t	1,102.3 lb	36406	\$3,665.00
1t	2,204.6 lb	36407	\$3,665.00
2t	4,409.2 lb	36408	\$3,835.00
3.5t	7,717.5 lb	36409	\$3,835.00
5t	11,023.1 lb	36410	\$3,835.00
4-Module Kit			
0.5t	1,102.3 lb	36411	\$4,795.00
1t	2,204.6 lb	36412	\$4,795.00
2t	4,409.2 lb	36413	\$5,115.00
3.5t	7,717.5 lb	36414	\$5,115.00
5t	11,023.1 lb	36415	\$5,115.00

Replacement Rocker Pin Set*

Load Rating (Per Module)	Part #	Price
250 kg-1 t	170875	\$115.00
2t-5t	170876	\$115.00
10t	170877	\$115.00

*Kit includes upper cup, rocker pin and grease

WEIGH MODULES

220 Universal Mount

Stainless Steel Weigh Modules, VPG Tedeo-Huntleigh



Available in configurations with three or four mounting assemblies.
Picture is a representation of actual product

The 220 Universal Mount is designed to be used with the VPG Tedeo-Huntleigh Model 220 load cell. The mount incorporates built-in jacking bolts to prevent damage to the load cell during installation. Its stainless steel construction is designed to be used in washdown applications.

Specifications

Full Scale Output:
2.0 mV/V

Bridge Resistance:
1,000 ohms, nominal

Material/Finish:
Stainless Steel

Operating Temperature Range:
14°F to 104°F/-10°C to 40°C

Seal Type:
Hermetically sealed, IP68

Safe Overload:
150% at center loading point, full scale

Rated Excitation:
5-10 VDC (15 V maximum)

Combined Error:
0.020% Full scale

Insulation Resistance:
2,000 megohms

Cable Length:
5 m (5,000 kg), 10 m (10,000-20,000 kg) 20 m (30,000 kg)

Cable Color Code:
Blue + Excitation
Black – Excitation
White + Signal
Red – Signal
Green + Sense
Grey – Sense

Warranty:
One-year limited warranty



Module with hermetically sealed 220 compression load cell.

Complete Kit Includes

- One JB4SS NEMA Type 4X stainless steel signal trim junction box
- Three or four 220 stainless steel compression mounts
- Three or four 220 stainless steel hermetically sealed compression disk load cells
- 25 ft of our hostile environment EL147HE SURVIVOR® load cell cable

Standard Features

- Capacities (per module): 5,000-30,000 kg (11,023.1-66,139.0 lb)
- Matched output load cells eliminate trimming
- 304 stainless steel construction
- Hermetically sealed, IP68 stainless steel load cells
- Easy load cell replacement
- Integral jacking/shipping bolts

Applications

- Medium- to high-capacity tanks, bins and hoppers
- Washdown applications
- Process control and batch weighing

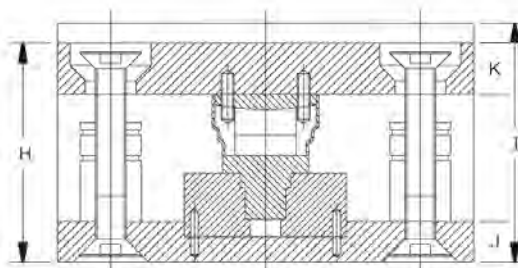
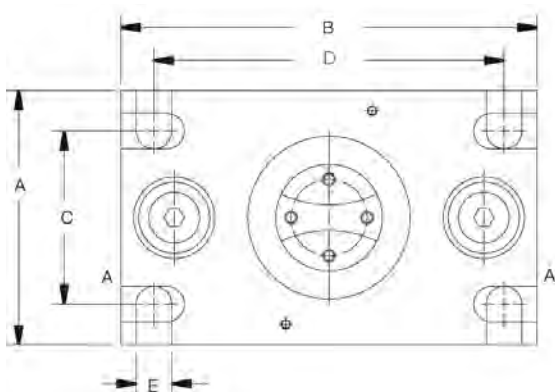
Load Cell Certifications



Available Upon Request

220 Universal Mount

Stainless Steel Weigh Modules, VPG Tedeo-Huntleigh

**Dimensions**

Rated Capacity	A	B	C	D	E	H	I	J	K
kg/mm									
5,000-10,000	127.00	203.00	90.00	170.00	18.00	107.00	118.00	19.05	25.4
20,000/30,000	152.00	245.00	115.00	208.00	24.00	148.00	156.00	31.75	25.4
lb/in									
11,023.1	5.00	8.00	3.54	6.70	0.71	4.21	4.65	0.75	1.0
44,092.7/66,139.0	5.98	9.65	4.53	8.19	0.94	5.83	6.14	1.28	1.0

Order Information

Load Rating (Per Module)		Part#	Price
3-Module Kit (Includes Load Cell)			
5,000 kg	11,023.1 lb	66208	\$5,995.00
10,000 kg	22,046.3 lb	66209	\$5,995.00
20,000 kg	44,092.7 lb	66210	\$6,795.00
30,000 kg	66,139.0 lb	66211	\$6,795.00
4-Module Kit (Includes Load Cell)			
5,000 kg	11,023.1 lb	66212	\$7,895.00
10,000 kg	22,046.3 lb	66213	\$7,895.00
20,000 kg	44,092.7 lb	66214	\$9,125.00
30,000 kg	66,139.0 lb	66215	\$9,125.00

Replacement Mount Parts

Load Rating (Per Module)	Part#	Price
Saddle 5t-10t	170879	\$115.00
Rolling cylinder 5t-10t	170882	\$95.00
Load adaptor 5t	170880	\$100.00
Load adaptor 10t	170881	\$145.00
Rubber boot 5t-10t	171211	\$30.00
Saddle 20t-30t	170884	\$115.00
Rolling cylinder 20t-30t	170885	\$50.00
Load adaptor 20t-30t	170883	\$95.00
Rubber boot 20t-30t	171212	\$27.00

WEIGH MODULES

EZ Mount 1

Mild Steel Weigh Modules, Rice Lake Weighing Systems



Available in configurations with three or four mounting assemblies.
Picture is a representation of actual product.

The EZ Mount 1 Series weigh modules utilize the double-ended beam design with an articulating top plate to provide superior accuracy in any loading condition. The double-ended beam design means there is less cumbersome hardware and each module has a lower profile than modules of different configurations. NTEP Certified and FM approved RL70000 Series load cells give you accuracy and dependability in many applications, including intrinsically safe and explosion proof areas.



Module with RL70000 double-ended shear beam load cell.

Complete Kit Includes

- One JB4SS NEMA Type 4X stainless steel signal trim junction box
- Three or four EZ Mount 1 mild steel compression mounts
- Three or four RL70000 double-ended shear beam load cells
- 25 ft of our hostile environment EL147HE SURVIVOR® load cell cable

Standard Features

- Capacities (per module): 5000-250,000 lb (2268-113,398.1 kg)
- NTEP Certified load cells
- Unique sliding pin design compensates for thermal expansion/contraction
- Self-checking
- Easy load cell replacement
- Simplified design allows bolting directly to tank and floor
- Center-loaded double-ended shear beam design
- Low-profile design
- Painted mild steel construction

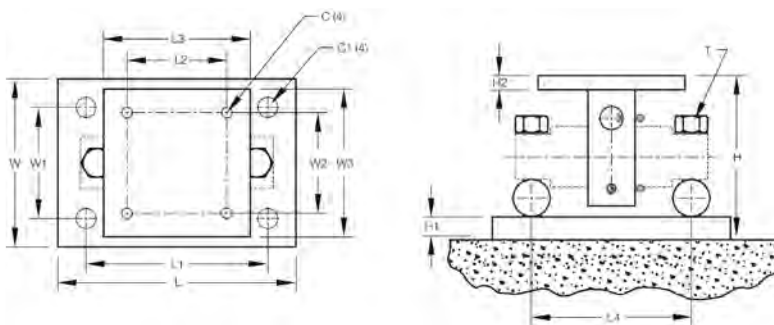
Optional Features

- Kits available with VPG® Revere 5103 load cell, capacities in 5,000 lb-150,000 lb (2,268.0 kg-68,039.0 kg)

Applications

- Medium- to heavy-capacity tank and hopper weighing applications

Load Cell Certifications

**Dimensions**

Rated Capacity	C	C1	H	H1	H2	L	L1	L2	L3	L4	T	W	W1	W2	W3
lb/in															
5,000-20,000	0.56	1.06	5.31	0.75	0.50	11.00	8.00	3.00	6.00	6.87	5/8-18 UNF	7.50	4.00	3.00	6.00
30,000-60,000	0.68	1.19	8.43	1.00	0.75	15.00	11.50	5.12	8.00	8.50	1-14 UNS	10.00	6.00	5.12	8.00
100,000	0.81	1.38	10.37	1.25	1.25	18.00	14.00	7.50	10.00	9.50	1-14 UNS	12.00	9.00	7.50	10.00
150,000	0.81	1.38	10.37	1.25	1.25	18.00	14.00	7.50	10.00	9.50	1-14 UNS	12.00	9.00	7.50	10.00
200,000-250,000	1.06	1.88	16.75	2.00	2.00	26.00	20.00	9.00	12.00	13.00	1 1/2-12 UNS	12.00	6.00	9.00	12.00
kg/mm															
2,268.0-9,071.9	14.2	26.9	134.9	19.1	12.7	279.4	203.2	76.2	152.4	174.5	5/8-18 UNF	190.5	101.6	76.2	152.4
13,607.8-27,215.5	17.3	30.2	214.1	25.4	19.1	381.0	292.1	130.0	203.2	215.9	1-14 UNS	254.0	152.4	130.1	203.2
45,359.2	20.6	35.1	263.4	31.8	31.8	457.2	355.6	190.5	254.0	241.3	1-14 UNS	304.8	228.6	190.5	254.0
68,039.0	20.6	35.1	263.4	31.8	31.8	457.2	355.6	190.5	254.0	241.3	1-14 UNS	304.8	228.6	190.5	254.0
90,718.5-113,398.1	26.9	47.8	425.5	50.8	50.8	660.4	508.0	228.6	304.8	330.2	1 1/2-12 UNS	304.8	152.4	228.6	304.8

Order Information

Load Rating (Per Module)	Part#	Price
Single Module (Does NOT Include Load Cell)		
5,000 lb-20,000 lb	17823	\$310.00
30,000 lb-60,000 lb	17824	\$835.00
100,000 lb	17850	\$1,150.00
150,000 lb	29012	\$1,150.00
200,000 lb-250,000 lb	26068	\$2,620.00
3-Module Kit		
5,000 lb	18163	\$2,935.00
10,000 lb	18164	\$2,935.00
20,000 lb	18165	\$2,935.00
30,000 lb	32164	\$4,680.00
40,000 lb	32167	\$4,680.00
50,000 lb	18166	\$4,680.00
60,000 lb	18167	\$4,680.00
100,000 lb	18168	\$7,575.00
150,000 lb	43290	\$7,575.00
4-Module Kit		
5,000 lb	18169	\$3,810.00
10,000 lb	18170	\$3,810.00
20,000 lb	18171	\$3,810.00
30,000 lb	32165	\$5,910.00
40,000 lb	32166	\$5,910.00
50,000 lb	18172	\$5,910.00
60,000 lb	18173	\$5,910.00
100,000 lb	18174	\$9,840.00
150,000 lb	43291	\$9,840.00

VPG Revere® 5103 Mild Steel Order Information

Load Rating (Per Module)	Part#	Price
3-Module Kit		
5,000 lb	18175	\$3,035.00
10,000 lb	18176	\$3,035.00
20,000 lb	18177	\$3,035.00
30,000 lb	32169	\$4,780.00
40,000 lb	32171	\$4,780.00
50,000 lb	18178	\$4,930.00
60,000 lb	18179	\$4,930.00
100,000 lb	18180	\$7,675.00
150,000 lb	18181	\$7,675.00
4-Module Kit		
5,000 lb	18182	\$3,910.00
10,000 lb	18183	\$3,910.00
20,000 lb	18184	\$3,910.00
30,000 lb	32170	\$6,040.00
40,000 lb	32172	\$6,040.00
50,000 lb	18185	\$6,210.00
60,000 lb	18186	\$6,210.00
100,000 lb	18187	\$10,000.00
150,000 lb	18188	\$10,000.00
Dummy Load Cells		
5,000 lb-20,000 lb	33749	\$78.00
30,000 lb-60,000 lb	74016	\$100.00
100,000 lb	94175	\$157.00
150,000 lb	158715	\$235.00
Grounding Kit		
5,000-60,000, includes ground strap and mounting hardware per mount	126419	\$18.00

WEIGH MODULES

EZ Mount 1 SS

Stainless Steel Weigh Modules, Rice Lake Weighing Systems



Available in configurations with three or four mounting assemblies.
Picture is a representation of actual product.

The EZ Mount 1 Series weigh module utilizes the double-ended beam design with an articulating top plate to provide superior accuracy in any loading condition. The double-ended beam design means there is less cumbersome hardware and each module has a lower profile than modules of different configurations. FM approved RL70000 SS Series load cells give you accuracy and dependability in many applications, including intrinsically safe and explosion proof areas.



Module with RL70000 SS double-ended shear beam load cell.

Complete Kit Includes

- One JB4SS NEMA Type 4X stainless steel signal trim junction box
- Three or four EZ Mount 1 stainless steel compression mounts
- Three or four RL70000 SS stainless steel double-ended shear beam load cells
- 25 ft of our hostile environment EL147HE SURVIVOR® load cell cable

Standard Features

- Capacities (per module): 5000-150,000 lb (2268-60,039.0 kg)
- Unique sliding pin design compensates for thermal expansion/contraction
- NTEP Certified load cells (10 k - 100 k)
- Self-checking
- Easy load cell replacement
- Simplified design allows bolting directly to tank and floor
- Center-loaded double-ended shear beam design
- Low-profile design
- 304 stainless steel construction

Optional Features

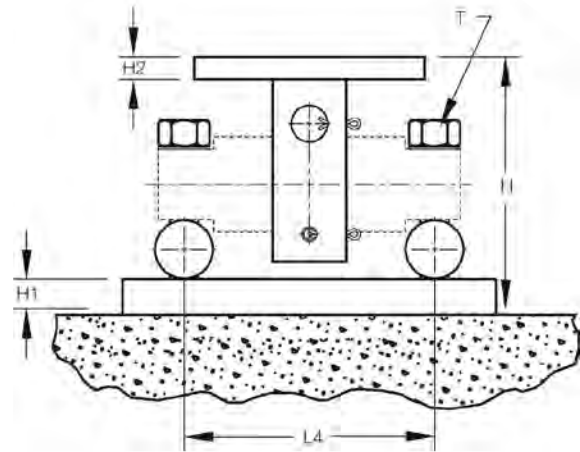
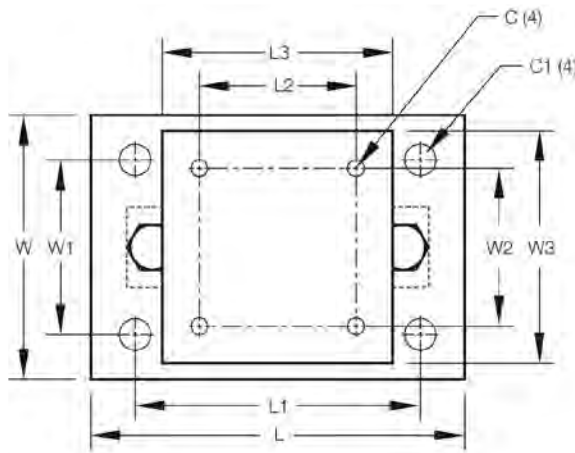
- Kits available with VPG-Revere 9103 load cell, capacities in 5,000 lb-150,000 lb (2268.0 kg-68,039.0 kg)

Applications

- Medium to heavy-capacity tank and hopper weighing applications

Load Cell Certifications

NTEP Excluding
5K and 150K

**Dimensions**

Rated Capacity	C	C1	H	H1	H2	L	L1	L2	L3	L4	T	W	W1	W2	W3
lb/in															
5,000-20,000	0.56	1.06	5.31	0.75	0.50	11.00	8.00	3.00	6.00	6.87	5/8-18 UNF	7.50	4.00	3.00	6.00
30,000-60,000	0.68	1.19	8.43	1.00	0.75	15.00	11.50	5.12	8.00	8.50	1-14 UNS	10.00	6.00	5.12	8.00
100,000	0.81	1.38	10.37	1.25	1.25	18.00	14.00	7.50	10.00	9.50	1-14 UNS	12.00	9.00	7.50	10.00
150,000	0.81	1.38	10.37	1.25	1.25	18.00	14.00	7.50	10.00	9.50	1-14 UNS	12.00	9.00	7.50	10.00
kg/mm															
2,268.0-9,071.9	14.2	26.9	134.9	19.1	12.7	279.4	203.2	76.2	152.4	174.5	5/8-18 UNF	190.5	101.6	76.2	152.4
13,607.8-27,215.5	17.3	30.2	214.1	25.4	19.1	381.0	292.1	130.0	203.2	215.9	1-14 UNS	254.0	152.4	130.1	203.2
45,359.2	20.6	35.1	263.4	31.8	31.8	457.2	355.6	190.5	254.0	241.3	1-14 UNS	304.8	228.6	190.5	254.0
68,039.0	20.6	35.1	263.4	31.8	31.8	457.2	355.6	190.5	254.0	241.3	1-14 UNS	304.8	228.6	190.5	254.0

Order Information

Load Rating (Per Module)		Part#	Price
Single Module (Does NOT Include Load Cell)			
5,000 lb-20,000 lb	2,268.0 kg-9,071.9 kg	17943	\$760.00
30,000 lb-60,000 lb	13,607.8 kg-27,215.5 kg	17944	\$2,095.00
100,000 lb	45,359.2 kg	17945	\$3,880.00
150,000 lb	68,039.0 kg	29011	\$3,880.00
3-Module Kit			
5,000 lb*	2,268.0 kg	36195	\$4,445.00
10,000 lb	4,535.9 kg	36196	\$4,445.00
20,000 lb	9,071.9 kg	36197	\$4,445.00
30,000 lb	13,607.8 kg	36198	\$8,610.00
40,000 lb	18,143.7 kg	36199	\$8,610.00
50,000 lb	22,679.6 kg	36200	\$8,710.00
60,000 lb	27,215.5 kg	36201	\$8,710.00
100,000 lb	45,359.2 kg	36202	\$13,865.00
150,000 lb*	68,039.0 kg	43288	\$13,865.00

* Non-NTEP Certified

Order Information

Load Rating (Per Module)		Part#	Price
4-Module Kit			
5,000 lb*	2,268.0 kg	36203	\$5,955.00
10,000 lb	4,535.9 kg	36204	\$5,955.00
20,000 lb	9,071.9 kg	36205	\$5,955.00
30,000 lb	13,607.8 kg	36206	\$11,690.00
40,000 lb	18,143.7 kg	36207	\$11,690.00
50,000 lb	22,679.6 kg	36208	\$11,965.00
60,000 lb	27,215.5 kg	36209	\$11,965.00
100,000 lb	45,359.2 kg	36210	\$18,405.00
150,000 lb*	68,039.0 kg	43289	\$18,405.00
Dummy Load Cells (Mild Steel)			
5,000 lb-20,000 lb	—	33749	\$78.00
30,000 lb-60,000 lb	—	74016	\$100.00
100,000 lb	—	94175	\$157.00
150,000 lb	—	158715	\$235.00
Grounding Kit			
5,000 lb-60,000 lb	—	126419	\$18.00

Includes ground strap and mounting hardware per mount

WEIGH MODULES

EZ Mount 1 HE

Stainless Steel Weigh Modules, Hermetically Sealed, Rice Lake Weighing Systems



Available in configurations with three or four mounting assemblies.
Picture is a representation of actual product.

The EZ Mount 1 HE Series weigh modules utilize the double-ended beam design with an articulating top plate to provide superior accuracy in any loading condition. The double-ended beam design means there is less cumbersome hardware and each module has a lower profile than modules of different configurations. The RL72010 MH Series load cells give you accuracy and dependability in any environment. Their stainless steel, hermetically sealed design also make them the ideal solution in harsh environments where moisture is present.



Module with RL72010MH double-ended shear beam load cell.

Complete Kit Includes

- One JB4SS NEMA Type 4X stainless steel signal trim junction box
- Three or four EZ Mount 1 stainless steel compression mounts
- Three or four RL72010 MH hermetically sealed stainless steel double-ended shear beam load cells
- 25 ft of our hostile environment EL147HE SURVIVOR® load cell cable

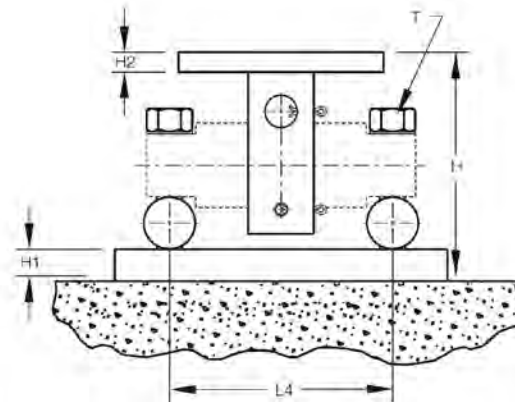
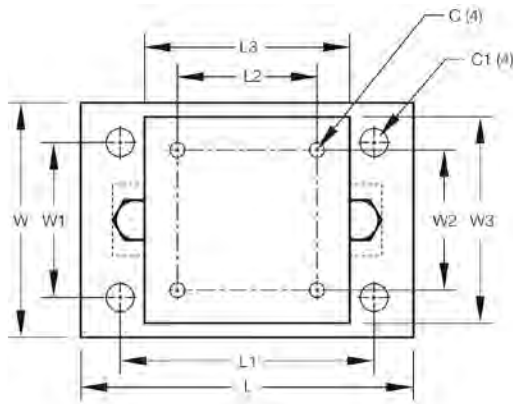
Standard Features

- Capacities (per module): 5000-60,000 lb (2268-27,216.0 kg)
- Unique sliding pin design compensates for thermal expansion/contraction
- Self-checking
- Easy load cell replacement
- Simplified design allows bolting directly to tank and floor
- Center-loaded, double-ended shear beam design
- Low-profile design
- 304 stainless steel construction

Applications

- Medium- to heavy-capacity tank and hopper weighing applications

Load Cell Certifications



Dimensions

Rated Capacity	C	C1	H	H1	H2	L	L1	L2	L3	L4	T	W	W1	W2	W3
lb/in															
5,000-20,000	0.56	1.06	5.31	0.75	0.50	11.00	8.00	3.00	6.00	6.87	5/8-18 UNF	7.50	4.00	3.00	6.00
30,000-60,000	0.68	1.19	8.43	1.00	0.75	15.00	11.50	5.12	8.00	8.50	1-14 UNS	10.00	6.00	5.12	8.00
kg/mm															
2,268.0-9,071.9	14.2	26.9	134.9	19.1	12.7	279.4	203.2	76.2	152.4	174.5	5/8-18 UNF	190.5	101.6	76.2	152.4
13,607.8-27,215.5	17.3	30.2	214.1	25.4	19.1	381.0	292.1	130.0	203.2	215.9	1-14 UNS	254.0	152.4	130.1	203.2

NOTES: Mounting bolts (T) may project on lower side of base plate. Foundation plate not included

Order Information

Load Rating (Per Module)	Part #	Price
3-Module Kit		
5,000 lb	2,268.0 kg	46695
10,000 lb	4,535.9 kg	46696
20,000 lb	9,071.9 kg	46697
30,000 lb	13,607.8 kg	46698
40,000 lb	18,143.7 kg	46699
50,000 lb	22,679.6 kg	46700
60,000 lb	27,215.5 kg	46701
4-Module Kit		
5,000 lb	2,268.0 kg	46702
10,000 lb	4,535.9 kg	46703
20,000 lb	9,071.9 kg	46704
30,000 lb	13,607.8 kg	46705
40,000 lb	18,143.7 kg	46706
50,000 lb	22,679.6 kg	46707
60,000 lb	27,215.5 kg	46708
Dummy Load Cells (Mild Steel)		
5,000 lb-20,000 lb	2,268.0 kg-9,071.9 kg	33749
30,000 lb-60,000 lb	13,607.8 kg-27,215.5 kg	74016
Grounding Kit		
5,000 lb-60,000 lb		126419

Includes ground strap and mounting hardware

Please contact factory for pricing and availability

Shims

Part #	Price
5,000 lb–20,000 lb, Stainless Steel	
0.0625 in	150886
0.125 in	150888
0.250 in	150889
30,000 lb–60,000 lb, Stainless Steel	
0.0625 in	150890
0.125 in	150891
0.250 in	150892
100,000 lb–150,000 lb, Stainless Steel	
0.0625 in	150893
0.125 in	150894
0.250 in	150896
5,000 lb–20,000 lb, Mild Steel	
0.0625 in	150874
0.125 in	150876
0.250 in	150877
30,000 lb–60,000 lb, Mild Steel	
0.0625 in	150878
0.125 in	150880
0.250 in	150881
100,000 lb–150,000 lb, Mild Steel	
0.0625 in	150882
0.125 in	150884
0.250 in	150885

WEIGH MODULES

RL1600 Series Cast Iron

Cast Iron Weigh Modules

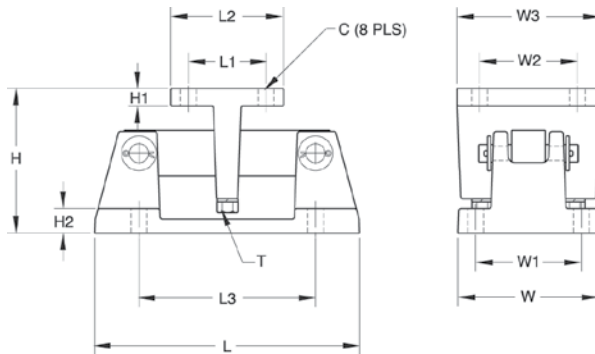


Available in configurations with three or four mounting assemblies.
Picture is a representation of actual product.

The RL1600 Series mounting module kit utilizes several Rice Lake Weighing Systems components to provide an unmatched level of performance in tank and hopper weighing applications. The RL1600 Series kit is ideally suited for indoor and outdoor process control operations in the medium- to high-capacity ranges. Each module incorporates self-checking capabilities for thermal expansion and contraction.



Cast iron module with RL75016 double-ended beam load cell.

**Dimensions**

Rated Capacity	C	H	H1	H2	L	L1	L2	L3	T	W	W1	W2	W3
lb/in													
1,000-5,000	0.56	5.00	0.50	0.50	9.31	2.75	4.00	6.25	1/2-13 UNC	5.00	3.75	2.75	4.00
10,000-25,000	0.78	7.89	0.75	0.75	12.00	6.00	8.00	7.50	3/4-10 UNC	8.00	6.00	6.00	8.00
kg/mm													
453.6-2,268.0	14.2	127.0	12.7	12.7	236.5	69.9	101.6	158.8	1/2-13 UNC	127.0	95.3	69.9	101.6
4,535.9-11,339.8	19.8	200.4	19.1	19.1	304.8	152.4	203.2	190.5	3/4-10 UNC	203.2	152.4	152.4	203.2

Complete Kit Includes

- One JB4SS NEMA Type 4X stainless steel signal trim junction box
- Three or four RL1600 cast iron compression mounts
- Three or four RL75016 double-ended shear beam load cells
- 25 ft of our hostile environment EL147HE SURVIVOR® load cell cable

Standard Features

- Capacities (per module): 1000-25,000 lb (453.6-11,339.8 kg)
- Cast iron construction
- Self-checking easy-to-use design allows module to be bolted directly to tank leg without requiring additional mounting plates or load buttons
- Environmentally protected load cells
- Double-ended beam design, center loaded

Optional Features

- Kits available with VPG® Sensortronics 65016 load cells, capacities (per module): 1,000 lb-25,000 lb (453.6 kg-11,339.8 kg)

Applications

- Medium- to heavy-capacity tanks, bins and hoppers
- Bulk material management

RL1600 Series Cast Iron

Cast Iron Weigh Modules

Order Information

Load Rating (Per Module)		Part #	Price
Single Module (Does NOT Include Load Cell)			
1,000 lb-5,000 lb	453.6 kg-2,268.0 kg	17964	\$157.00
10,000 lb-25,000 lb	4,535.9 kg-11,339.8 kg	17965	\$305.00
3-Module Kit			
1,000 lb	453.6 kg	25663	\$2,030.00
1,500 lb	680.4 kg	25664	\$2,030.00
2,000 lb	907.2 kg	25665	\$2,030.00
2,500 lb	1,134.0 kg	25666	\$2,030.00
3,000 lb	1,360.8 kg	25667	\$2,030.00
5,000 lb	2,268.0 kg	25668	\$2,030.00
10,000 lb	4,535.9 kg	25669	\$2,655.00
15,000 lb	6,803.9 kg	25671	\$2,655.00
20,000 lb	9,071.9 kg	25672	\$2,655.00
25,000 lb	11,339.8 kg	25674	\$2,655.00
4-Module Kit			
1,000 lb	453.6 kg	25675	\$2,595.00
1,500 lb	680.4 kg	25676	\$2,595.00
2,000 lb	907.2 kg	25677	\$2,595.00
2,500 lb	1,134.0 kg	25678	\$2,595.00
3,000 lb	1,360.8 kg	25679	\$2,595.00
5,000 lb	2,268.0 kg	25680	\$2,595.00
10,000 lb	4,535.9 kg	25681	\$3,425.00
15,000 lb	6,803.9 kg	25682	\$3,425.00
20,000 lb	9,071.9 kg	25683	\$3,425.00
25,000 lb	11,339.8 kg	25684	\$3,425.00

Load Cell Upgrade

RL75016SS Stainless Steel Load Cells	
Three mount kits, 1,000 lb to 25,000 lb \$75.00 added to list price	
Four mount kits, 1,000 lb to 25,000 lb \$100.00 added to list price	
RL75016WHE Stainless Steel Hermetic Load Cells	
Three mount kits 1,000 lb to 5,000 lb \$390.00, 10 k-25 k \$435.00 added to list price	
Four mount kits 1,000 lb to 5,000 lb \$520.00, 10 k-25 k \$580.00 added to list price	
<i>Contact factory for a 50,000 lb to 75,000 lb upgrade</i>	

VPG Sensortronics 65016**Order Information**

Load Rating (Per Module)		Part #	Price
3-Module Kit			
1,000 lb	453.6 kg	25685	\$2,385.00
1,500 lb	680.4 kg	25686	\$2,385.00
2,500 lb	1,134.0 kg	25688	\$2,385.00
5,000 lb	2,268.0 kg	25690	\$2,385.00
10,000 lb	4,535.9 kg	25691	\$3,010.00
15,000 lb	6,803.9 kg	25692	\$3,010.00
20,000 lb	9,071.9 kg	25693	\$3,010.00
25,000 lb	11,339.8 kg	25694	\$3,010.00
4-Module Kit			
1,000 lb	453.6 kg	25695	\$3,095.00
1,500 lb	680.4 kg	25696	\$3,095.00
2,500 lb	1,134.0 kg	25698	\$3,095.00
5,000 lb	2,268.0 kg	25700	\$3,095.00
10,000 lb	4,535.9 kg	25701	\$3,950.00
15,000 lb	6,803.9 kg	25702	\$3,950.00
20,000 lb	9,071.9 kg	25703	\$3,950.00
25,000 lb	11,339.8 kg	25704	\$3,950.00
Dummy Load Cells			
1,000 lb-5,000 lb	453.6 kg-2,268.0 kg	18236	\$21.00
10,000 lb-25,000 lb	4,535.9 kg-11,339.8 kg	18237	\$37.00

Shims, Mild Steel

	Part #	Price
1,000 lb-5,000 lb		
0.0625	150844	\$1.00
0.125	150845	\$1.50
0.250	150846	\$1.75
10,000 lb-25,000 lb		
0.0625	150847	\$3.50
0.125	150848	\$6.00
0.250	150849	\$6.50

WEIGH MODULES

RL1600 Series

Mild Steel Weigh Modules

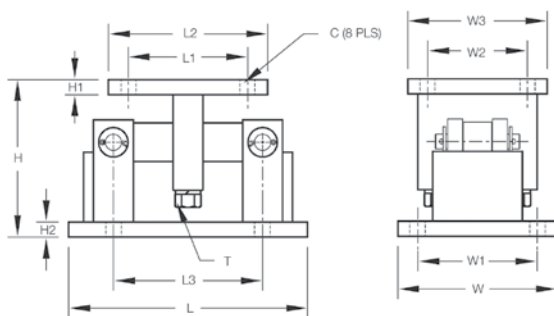


Available in configurations with three or four mounting assemblies.
Picture is a representation of actual product.

The RL1600 Series mounting module kit utilizes several Rice Lake Weighing Systems components to provide an unmatched level of performance in tank and hopper weighing applications. The RL1600 Series kit is ideally suited for indoor and outdoor process control operations in the medium- to high-capacity ranges. Each module incorporates self-checking capabilities for thermal expansion and contraction.



Mild steel module with RL75016 double-ended beam load cell.

**Dimensions**

Rated Capacity	C	H	H1	H2	L	L1	L2	L3	T	W	W1	W2	W3
lb/in													
1,000-5,000	0.56	5.00	0.50	0.50	9.25	2.75	4.00	6.25	1/2-13 UNC	5.00	3.75	2.75	4.00
10,000-25,000	0.78	7.87	0.75	0.75	12.00	6.00	8.00	7.50	3/4-10 UNC	8.00	6.00	6.00	8.00
50,000-75,000	0.78	9.25	1.00	1.00	16.25	6.50	9.00	11.50	1 1/4-7 UNC	12.00	9.50	6.50	9.00
kg/mm													
453.6-2,268.0	14.2	127.0	12.7	12.7	235.0	69.9	101.6	158.8	1/2-13 UNC	127.0	95.3	69.9	101.6
4,535.9-11,339.8	19.8	199.9	19.1	19.1	304.8	152.4	203.2	190.5	3/4-10 UNC	203.2	152.4	152.4	203.2
22,679.7-34,019.5	19.8	234.9	25.4	25.4	412.8	165.1	228.6	292.1	1 1/4-7 UNC	304.8	241.3	165.1	228.6

Complete Kit Includes

- One JB4SS NEMA Type 4X stainless steel signal trim junction box
- Three or four RL1600 mild steel compression mounts
- Three or four RL75016 double-ended shear beam load cells
- 25 ft of our hostile environment EL147HE SURVIVOR® load cell cable

Standard Features

- Capacities (per module): 1000-75,000 lb (453.6-34,019.5 kg)
- Self-checking, easy-to-use design allows module to be bolted directly to tank leg without requiring additional mounting plates or load buttons
- Environmentally protected load cells
- Double-ended shear beam design, center loaded
- Painted mild steel construction

Optional Features

- Kits available with VPG® Sensortronics 65016 load cells, capacities (per module): 1,000 lb-75,000 lb (453.6 kg-34,019.5 kg)

Applications

- Medium- to heavy-capacity tanks, bins and hoppers
- Bulk material management

Load Cell Certifications

Order Information

Load Rating (Per Module)		Part #	Price
Single Module (Does NOT Include Load Cell)			
1,000 lb-5,000 lb	453.6 kg-2,268.0 kg	17812	\$157.00
10,000-25,000 lb	4,535.9 kg-11,339.8 kg	17814	\$305.00
50,000 lb	22,679.6 kg	17816	\$1,025.00
75,000 lb	34,019.5 kg	25346	\$1,025.00
3-Module Kit			
1000 lb	453.6 kg	18117	\$2,030.00
1500 lb	680.4 kg	18118	\$2,030.00
2000 lb	907.2 kg	18119	\$2,030.00
2500 lb	1,134.0 kg	18120	\$2,030.00
3000 lb	1,360.8 kg	18121	\$2,030.00
5000 lb	2,268.0 kg	18122	\$2,030.00
10,000 lb	4,535.9 kg	18123	\$2,655.00
15,000 lb	6,803.9 kg	18124	\$2,655.00
20,000 lb	9,071.9 kg	18125	\$2,655.00
25,000 lb	11,339.8 kg	18126	\$2,655.00
50,000 lb	22,679.6 kg	18127	\$5,515.00
75,000 lb	34,019.5 kg	25348	\$5,515.00
4-Module Kit			
1,000 lb	453.6 kg	18129	\$2,595.00
1,500 lb	680.4 kg	18130	\$2,595.00
2,000 lb	907.2 kg	18131	\$2,595.00
2,500 lb	1,134.0 kg	18132	\$2,595.00
3,000 lb	1,360.8 kg	18133	\$2,595.00
5,000 lb	2,268.0 kg	18134	\$2,595.00
10,000 lb	4,535.9 kg	18135	\$3,425.00
15,000 lb	6,803.9 kg	18136	\$3,425.00
20,000 lb	9,071.9 kg	18137	\$3,425.00
25,000 lb	11,339.8 kg	18138	\$3,425.00
50,000 lb	22,679.6 kg	18139	\$7,365.00
75,000 lb	34,019.5 kg	25349	\$7,365.00

VPG Sensortronics 65016 Order Information

Load Rating (Per Module)		Part #	Price
3-Module Kit			
1,000 lb	453.6 kg	18189	\$2,385.00
1,500 lb	680.4 kg	18190	\$2,385.00
2,500 lb	1,134.0 kg	18192	\$2,385.00
5,000 lb	2,268.0 kg	18194	\$2,385.00
10,000 lb	4,535.9 kg	18195	\$3,010.00
15,000 lb	6,803.9 kg	18196	\$3,010.00
20,000 lb	9,071.9 kg	18197	\$3,010.00
25,000 lb	11,339.8 kg	18198	\$3,010.00
50,000 lb	22,679.6 kg	18199	\$5,960.00
75,000 lb	34,019.5 kg	25350	\$5,960.00
4-Module Kit			
1,000 lb	453.6 kg	18201	\$3,095.00
1,500 lb	680.4 kg	18202	\$3,095.00
2,500 lb	1,134.0 kg	18204	\$3,095.00
5,000 lb	2,268.0 kg	18206	\$3,095.00
10,000 lb	4,535.9 kg	18207	\$3,950.00
15,000 lb	6,803.9 kg	18208	\$3,950.00
20,000 lb	9,071.9 kg	18209	\$3,950.00
25,000 lb	11,339.8 kg	18210	\$3,950.00
50,000 lb	22,679.6 kg	18211	\$7,810.00
75,000 lb	34,019.5 kg	25351	\$7,810.00
Dummy Load Cells			
1,000 lb-5,000 lb	453.6 kg-2,268.0 kg	18236	\$21.00
10,000 lb-25,000 lb	4,535.9 kg-11,339.8 kg	18237	\$37.00
50,000 lb	22,679.6 kg	18238	\$53.00

Shims, Mild Steel

		Part #	Price
1,000 lb-5,000 lb			
0.0625		150844	\$1.00
0.125		150845	\$1.50
0.250		150846	\$1.75
10,000 lb-25,000 lb			
0.0625		150847	\$3.50
0.125		150848	\$6.00
0.250		150849	\$6.50
50,000 lb-75,000 lb			
0.0625		150850	\$4.50
0.125		150851	\$7.50
0.250		150866	\$6.00

Load Cell Upgrade

RL75016SS Stainless Steel Load Cells	
Three mount kits, 1,000 lb to 25,000 lb \$75.00 added to list price	
Four mount kits, 1,000 lb to 25,000 lb \$100.00 added to list price	
RL75016WHE Stainless Steel Hermetic Load Cells	
Three mount kits 1,000 lb-5,000 lb \$390.00, 10,000 lb-25,000 lb \$435.00 added to list price	
Four mount kits 1,000 lb-5,000 lb \$520.00, 10,000 lb-25,000 lb \$580.00 added to list price	
<i>Contact factory for a 50,000 lb to 75,000 lb adder for stainless only</i>	

WEIGH MODULES

RL1600 Series SS

Stainless Steel Weigh Modules

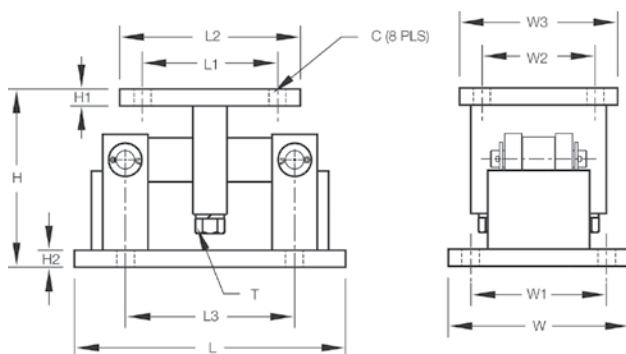


Available in configurations with three or four mounting assemblies.
Picture is a representation of actual product.

The RL1600 Series mounting module kit utilizes several Rice Lake Weighing Systems components to provide an unmatched level of performance in tank and hopper weighing applications. The RL1600 Series kit is ideally suited for indoor and outdoor process control operations in the medium-to-high-capacity ranges. Each module incorporates self-checking capabilities for thermal expansion and contraction.



Fabricated stainless steel module with RL75016 SS double-ended beam load cell.

**Dimensions**

Rated Capacity	C	H	H1	H2	L	L1	L2	L3	T	W	W1	W2	W3
lb/in													
1,000-5,000	0.56	5.00	0.50	0.50	9.25	2.75	4.00	6.25	1/2-13 UNC	5.00	3.75	2.75	4.00
10,000-25,000	0.78	7.87	0.75	0.75	12.00	6.00	8.00	7.50	3/4-10 UNC	8.00	6.00	6.00	8.00
50,000-75,000	0.78	9.25	1.00	1.00	16.25	6.50	9.00	11.50	1 1/4-7 UNC	12.00	9.50	6.50	9.00
kg/mm													
453.6-2,268.0	14.2	127.0	12.7	12.7	235.0	69.9	101.6	158.8	1/2-13 UNC	127.0	95.3	69.9	101.6
4,535.9-11,339.8	19.8	199.9	19.1	19.1	304.8	152.4	203.2	190.5	3/4-10 UNC	203.2	152.4	152.4	203.2
22,679.7-34,019.5	19.8	234.9	25.4	25.4	412.8	165.1	228.6	292.1	1 1/4-7 UNC	304.8	241.3	165.1	228.6

Complete Kit Includes

- One JB4SS NEMA Type 4X stainless steel signal trim junction box
- Three or four RL1600 stainless steel compression mounts
- Three or four RL75016 SS stainless steel double-ended shear beam load cells
- 25 ft of our hostile environment EL147HE SURVIVOR® load cell cable

Standard Features

- Capacities (per module): 1000-75,000 lb (453.6-34,019.5 kg)
- 304 stainless steel construction
- Self-checking, easy-to-use design allows module to be bolted directly to tank leg without requiring additional mounting plates or load buttons
- Environmentally protected load cells
- Double-ended shear beam design, center loaded

Optional Features

- Kits available with VPG Sensortronics 65016W SS load cells

Applications

- Medium-to heavy-capacity tanks, bins, and hoppers
- Bulk material management

Load Cell Certifications

Order Information

Load Rating (Per Module)		Part #	Price
Single Module (Does NOT Include Load Cell)			
1,000 lb-5,000 lb	453.6 kg-2,268.0 kg	17813	\$590.00
10,000 lb-25,000 lb	4,535.9 kg-11,339.8 kg	17815	\$1,150.00
50,000 lb	22,679.6 kg	17842	\$2,725.00
75,000 lb	34,019.5 kg	25347	\$2,725.00
3-Module Kit			
1,000 lb	453.6 kg	18141	\$3,355.00
1,500 lb	680.4 kg	18142	\$3,355.00
2,000 lb	907.2 kg	18143	\$3,355.00
2,500 lb	1,134.0 kg	18144	\$3,355.00
5,000 lb	2,268.0 kg	18145	\$3,355.00
10,000 lb	4,535.9 kg	18146	\$5,075.00
15,000 lb	6,803.9 kg	18147	\$5,075.00
20,000 lb	9,071.9 kg	18148	\$5,075.00
25,000 lb	11,339.8 kg	18149	\$5,075.00
50,000 lb	22,679.6 kg	18150	\$11,500.00
75,000 lb	34,019.5 kg	25352	\$11,500.00
4-Module Kit			
1,000 lb	453.6 kg	18152	\$4,380.00
1,500 lb	680.4 kg	18153	\$4,380.00
2,000 lb	907.2 kg	18154	\$4,380.00
2,500 lb	1,134.0 kg	18155	\$4,380.00
5,000 lb	2,268.0 kg	18156	\$4,380.00
10,000 lb	4,535.9 kg	18157	\$6,930.00
15,000 lb	6,803.9 kg	18158	\$6,930.00
20,000 lb	9,071.9 kg	18159	\$6,930.00
25,000 lb	11,339.8 kg	18160	\$6,930.00
50,000 lb	22,679.6 kg	18161	\$15,530.00
75,000 lb	34,019.5 kg	25353	\$15,530.00

VPG Sensortronics 65016W Order Information

Load Rating (Per Module)		Part #	Price
3-Module Kit			
1,000 lb	453.6 kg	18213	\$3,600.00
1,500 lb	680.4 kg	18214	\$3,600.00
2,500 lb	1,134.0 kg	18216	\$3,600.00
5,000 lb	2,268.0 kg	18217	\$3,600.00
10,000 lb	4,535.9 kg	18218	\$5,475.00
15,000 lb	6,803.9 kg	18219	\$5,475.00
20,000 lb	9,071.9 kg	18220	\$5,475.00
25,000 lb	11,339.8 kg	18221	\$5,475.00
50,000 lb	22,679.6 kg	18222	\$12,000.00
75,000 lb	34,019.5 kg	25354	\$12,000.00
4-Module Kit			
1,000 lb	453.6 kg	18224	\$4,730.00
1,500 lb	680.4 kg	18225	\$4,730.00
2,500 lb	1,134.0 kg	18227	\$4,730.00
5,000 lb	2,268.0 kg	18228	\$4,730.00
10,000 lb	4,535.9 kg	18229	\$7,230.00
15,000 lb	6,803.9 kg	18230	\$7,230.00
20,000 lb	9,071.9 kg	18231	\$7,230.00
25,000 lb	11,339.8 kg	18232	\$7,230.00
50,000 lb	22,679.6 kg	18233	\$15,830.00
75,000 lb	34,019.5 kg	25355	\$15,295.00
Dummy Load Cells (Mild Steel)			
1,000 lb-5,000 lb	453.6 kg-2,268.0 kg	18236	\$21.00
10,000 lb-25,000 lb	4,535.9 kg-11,339.8 kg	18237	\$37.00
50,000 lb	22,679.6 kg	18238	\$53.00

Shims, Stainless

		Part #	Price
1,000 lb-5,000 lb			
0.0625		150852	\$3.25
0.125		150853	\$8.50
0.250		150854	\$14.25
10,000 lb-25,000 lb			
0.0625		150855	\$12.75
0.125		150856	\$20.50
0.250		150857	\$57.00
50,000 lb-75,000 lb			
0.0625		150858	\$16.25
0.125		150859	\$26.25
0.250		150861	\$72.25

WEIGH MODULES

MVS Mount/MVS

Conversion Kit



Picture is a representation of actual product.

The MVS utilizes the center-loaded double-ended shear beam load cell design. The mount is self-centering, which eliminates the need of costly check rods. This results in a pendulum suspension effect that eliminates binding, protects the load cells from damaging side load common on truck scales and automatically returns the mount to dead center. The mount is easy to install and promises high performance and long life.

Complete Kit Includes

- Four to 10 RL75058-75,000 lb load cells with 35 ft or 60 ft cables
- Four to 10 MVS mounts
- JB 8SPT junction box (JB1010 on 10 module kit)
- 100 ft of our hostile environment EL147HE SURVIVOR® load cell cable

Standard Features

- Capacity design: 10,000-125,000 lb (4536.0-34,019.4 kg)
- Mild steel construction
- Specially hardened center link
- Self-checking design
- Self-centering design
- Accommodates thermal expansion and contraction

Optional Features

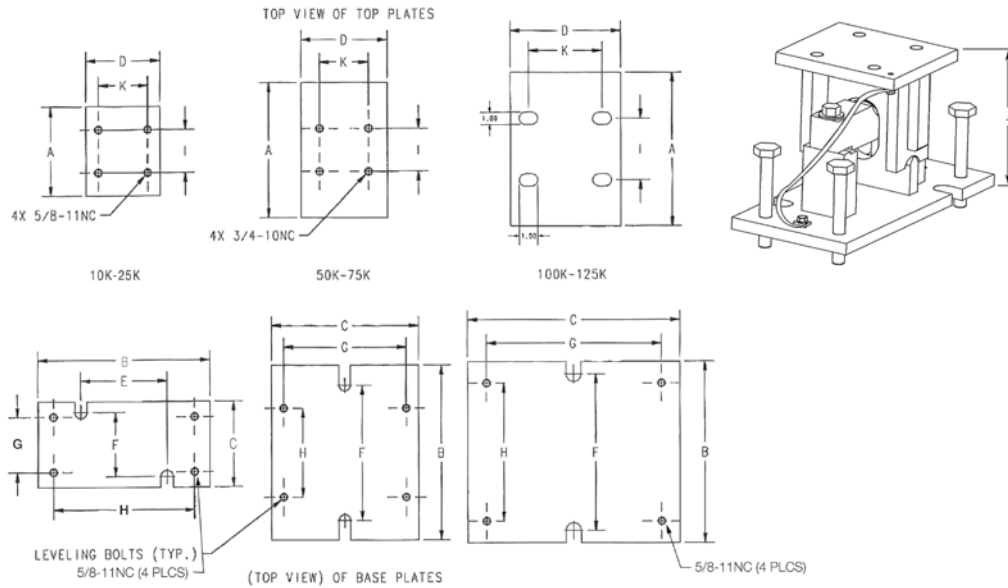
- VPG® Sensortronics 65058 or VPG Celtron CLB

Applications

- Truck scale conversion
- Heavy-capacity horizontal tanks

Load Cell Certifications





Dimensions

Rated Capacity	A	B	C	D	E	F	G	H	I	J	K
lb/in											
10,000-25,000	7.25	14.00	7.00	6.00	7.00	5.25	4.50	11.50	3.50	8.50	4.00
50,000-75,000	11.00	14.25	12.00	7.00	—	11.00	10.00	7.25	3.50	11.53	4.00
100,000-125,000	12.50	14.75	17.25	9.00	—	12.75	14.25	11.25	5.00	14.21	6.00
kg/mm											
4,536.0-11,340.0	184.2	355.6	177.8	152.4	177.8	133.5	114.3	292.1	88.9	215.9	101.6
22,679.6-34,019.4	279.4	362.0	304.8	177.8	—	279.4	254	184.15	88.9	292.9	101.6
45,360-56,700.0	317.50	374.7	438.2	228.6	—	323.9	362.0	285.8	127.0	360.9	152.4

Order Information

Load Rating (Per Module)		Part#	Price
MVS Mount (Does NOT Include Load Cell)			
10,000 lb-25,000lb	4,536 kg-11,340 kg	71200	\$625.00
50,000 lb-75,000 lb	22,679.6 kg-34,019.4 kg	46441	\$730.00
100,000 lb-125,000 lb	45,360 kg-56,700.0 kg	68520	\$1,260.00
MVS Conversion Kits (Includes 75,000 lb* Load Cells, Mounts and Junction Box)			
4-module kit		68495	\$6,735.00
6-module kit		68496	\$9,905.00
8-module kit		68497	\$13,475.00
10-module kit		68498	\$17,345.00
Dummy Load Cell			
50 lb-75,000 lb		169388	\$157.00
100,000 lb-125,000 lb		159696	\$185.00

Custom heights available; Consult

* Consult for other capacity requirements

WEIGH MODULES

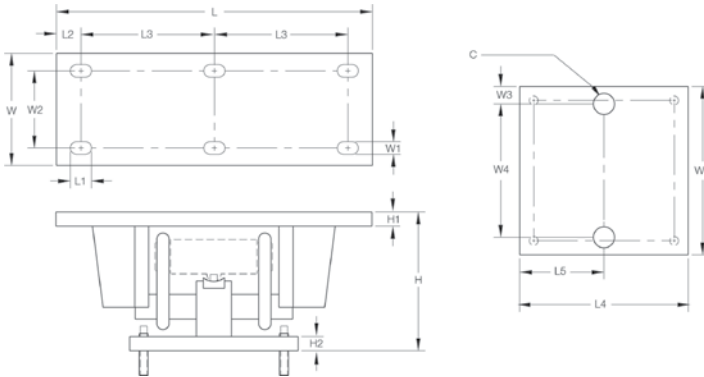
Translink™ Parallel Link Truck Scale Assembly

Rice Lake Weighing Systems



Mount only; does not include load cell.
Picture is a representation of actual product.

The Translink parallel link truck scale assembly is designed for use with Rice Lake Weighing Systems' RL75223 and RL75040A, VPG Revere's 5223 or VPG Sensortronics® 65040A load cells. This design allows the scale platform to move freely in all directions on a horizontal plane while causing the platform to self-center because of the pendulous action of the links. The unique parallel link design eliminates the need for costly and troublesome checkrods. Simply install platform bumpers and forget about over-travel. This mount is ideal for heavy-capacity weigh bridges.

**Dimensions**

Rated Capacity	C	H	H1	H2	L	L1	L2	L3	L4	L5	W	W1	W2	W3	W4	W5
lb/in																
50,000-100,000 (RL75223, 5223)	1.50	12.93	1.00	1.00	22.50	1.50	1.75	9.50	11.75	5.88	7.75	0.91	5.25	1.25	9.25	11.75
25,000-40,000 (RL75040A, 65040A)	1.50	9.88	1.00	1.00	18.50	1.50	1.75	7.50	11.75	5.88	7.75	0.91	5.25	1.25	9.25	11.75
50,000-75,000 (RL75040A, 65040A)	1.50	12.82	1.00	1.00	22.50	1.50	1.75	9.50	11.75	5.88	7.75	0.91	5.25	1.25	9.25	11.75
kg/mm																
22,679.6-45,359.4	38.1	328.4	25.4	25.4	571.5	37.5	44.5	241.3	298.5	149.4	196.9	23.1	133.4	31.8	235.0	298.4
11,339.8-18,143.7	38.1	251.0	25.4	25.4	469.9	37.5	44.5	190.5	298.5	149.4	196.9	23.1	133.4	31.8	235.0	298.4
22,679.6-34,019.4	38.1	325.6	25.4	25.4	571.5	37.5	44.5	241.3	298.5	149.4	196.9	23.1	133.4	31.8	235.0	298.4

Order Information

Load Rating (Per Module)	Part#	Price
For Use With RL75223, 5223 Load Cells		
50,000 lb-100,000 lb 22,679.6 kg-45,359.4 kg	17970	\$760.00
For Use With RL75040A, 65040A Load Cells		
25,000 lb-40,000 lb 11,339.8 kg-18,143.7 kg	17971	\$760.00
50,000 lb-75,000 lb 22,679.6 kg-34,019.4 kg	17972	\$760.00

Mount only; does not include load cell

See load cell model RL75223 (RLWS), load cell model RL75040 (RLWS) and model 65040A (VPG Sensortronics) specifications

Standard Features

- Capacities: 25,000-100,000 lb (11,339.8-45,359.4 kg)
- Center-supported, end-loaded double-ended shear beam design
- Free movement in all directions in the horizontal plane with virtually no friction
- Links provide optimal loading conditions for the cell
- Completely self-centering
- Requires no check rods
- Utilizes cells with 3 mV/V output
- Models available are RL75223 and RL75040, RTI 5223 and Vishay Sensortronics 65040A load cells

Applications

- Truck scale mount
- Heavy-capacity horizontal tanks

Motor Truck Scale Electronic Conversion Kit

Rice Lake Weighing Systems



Complete Kit Includes:

- One JB8SP NEMA Type 4X signal-trim junction box with individual and section trimming capability (six- and eight-mount kits) or one JB4SP NEMA Type 4X signal-trim junction box (four-mount kits)
- One UJB3T6 DC transient protector
- Four, six or eight Translink mounting assemblies with RL75040 or RL75223 load cells
- 100 ft of hostile environment EL147HE SURVIVOR® load cell cable

Picture is a representation of actual product.

Full electronic performance can be achieved at a fraction of the cost of a new scale and pit. The Motor Truck Scale (MTS) Electronic conversion kit is designed to transform an existing scale pit and weighbridge into a fully electronic vehicle scale. Designed for quick installation without removing the platform or reconfiguring the pit, the conversion kit can often be installed in a matter of days, minimizing downtime. This ease of installation is important when considering installations where it is not feasible to completely remove the existing scale.

Standard Features:

- Cost and time efficient installation; no need to remove weighbridge
- Converts existing scale capacities of 40,000-300,000lb (18,143.7-90,718.7kg)
- Four, six or eight-mount kits for two, three or four-section conversions
- Translink™ heavy-capacity mounting assemblies
- Free movement in all directions in the horizontal plane with virtually no friction
- Completely self-centering
- Requires no check rods
- Capacity per mount: 25,000-100,000lb (11,339.8-45,359.4 kg)
- Utilizes cells with 3 mV/V output

Optional Features

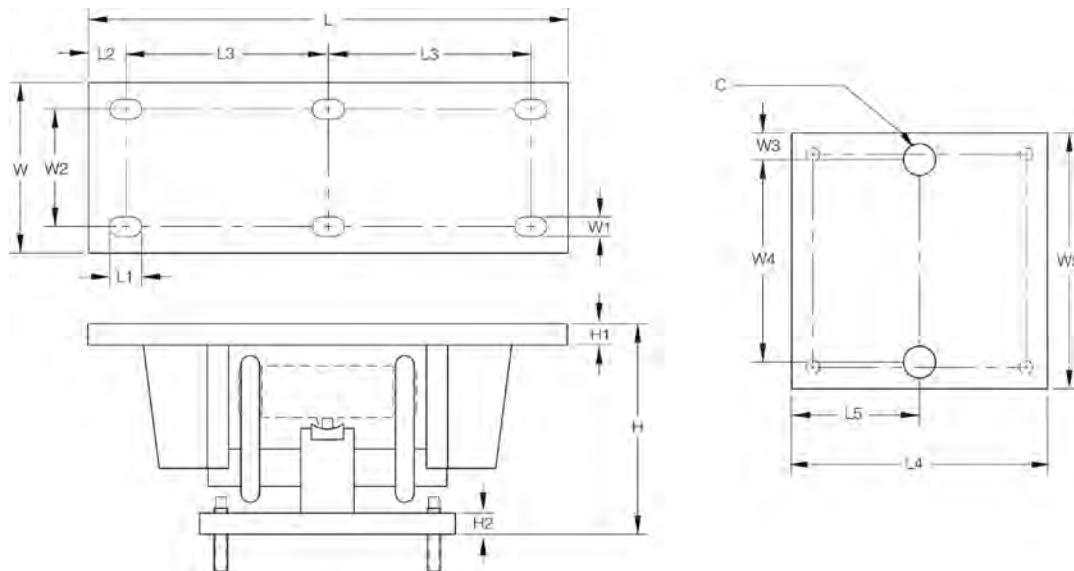
- Custom heights available; consult
- RLWS RL75223 welded-seal, VPG® Sensortronics 65040A or RTI 5223 load cells

Applications

- Updating existing mechanical motor truck scales
- Replacing unsatisfactory electronic motor truck scales
- Conversion of heavy-capacity scales into fully electronic vehicle scales where the existing scale cannot be removed

Motor Truck Scale Electronic Conversion Kit

Rice Lake Weighing Systems



Dimensions

Rated Capacity	C	H*	H1	H2	L	L1	L2	L3	L4	L5	W	W1	W2	W3	W4**	W5
lb/in																
50,000-100,000 (RL75223)	1.50	12.93	1.00	1.00	22.50	1.50	1.75	9.50	11.75	5.88	7.75	0.91	5.25	1.25	9.25	11.75
25,000-40,000 (RL75040A)	1.50	9.88	1.00	1.00	18.50	1.50	1.75	7.50	11.75	5.88	7.75	0.91	5.25	1.25	9.25	11.75
50,000-75,000 (RL75040A)	1.50	12.82	1.00	1.00	22.50	1.50	1.75	9.50	11.75	5.88	7.75	0.91	5.25	1.25	9.25	11.75
kg/mm																
22,679.6-45,400.00 (RL75223)	38.1	328.4	25.4	25.4	571.5	37.5	44.5	241.3	298.5	149.4	196.9	23.1	133.4	31.8	235.0	298.45
11,339.8-18,143.7 (RL75040A)	38.1	251.0	25.4	25.4	469.9	37.5	44.5	190.5	298.5	149.4	196.9	23.1	133.4	31.8	235.0	298.45
22,679.6-34,019.4 (RL75040A)	38.1	325.6	25.4	25.4	571.5	37.5	44.5	241.3	298.5	149.4	196.9	23.1	133.4	31.8	235.0	298.45

*Custom heights available; consult

**Custom hole spacing for existing bolt patterns is available; consult

Order Information

Scale Suggested Capacity		Load Cell Capacity (Per Module)		Part #	Price	Load Cell Used In Kit
4-Module Kit (Includes Weigh Modules Load Cells, Junction Box, and Transient Protection)						
40,000 lb	18,143.7 kg	25,000 lb	11,339.8 kg	30513	\$5,665.00	RL75040A
60,000 lb	27,215.6 kg	40,000 lb	18,143.7 kg	30514	\$6,165.00	RL75040A
6-Module Kit (Includes Weigh Modules Load Cells, Junction Box and Transient Protection)						
100,000 lb	45,359.4 kg	50,000 lb	22,679.6 kg	30515	\$9,705.00	RL75040A
120,000 lb	54,431.2 kg	60,000 lb	27,215.6 kg	30516	\$9,705.00	RL75040A
8-Module Kit (Includes Weigh Modules Load Cells, Junction Box and Transient Protection)						
120,000 lb	54,431.2 kg	60,000 lb	27,215.6 kg	30517	\$12,505.00	RL75040A
200,000 lb	90,718.7 kg	75,000 lb	34,019.4 kg	30518	\$12,505.00	RL75040A
300,000 lb	SD 136,078.1 kg	100,000 lb	45,359.4 kg	30512	\$15,230.00	RL75223

SD refers to super duty, 100,000 lb (45,359.4 kg) capacity welded-seal load cells


Standard Features

- Capacities: 50,000, 100,000 and 200,000 lb (22,679.6, 45,359.4 and 90,718.7 kg)
- Protects load cell from shock and side loads
- Low-profile design
- High-strength load bearing plate made of high-grade carbon steel hardened to Rockwell C 48-54
- PTFE-coated shock absorbing pads
- Compatible with VPG® Revere CP and CSP and Rice Lake Weighing Systems' RLCSP1 NTEP Certified load cells

*Check rods required

Applications

- Truck scale mount*
- Heavy-capacity horizontal tanks*
- Railroad track mount*



Mount only; does not include load cell.
Picture is a representation of actual product.

The Magna Mount tank, truck and railroad scale assembly is designed for use with Rice Lake Weighing Systems' RLCSP1 or VPG Revere CP or CSP load cells. The shielded-cell load cell mounting assembly is a highly reliable design that shields the load cell from shock and side load effects, assuring accurate weighing even under adverse loading conditions.

Dimensions

Rated Capacity	C	H	L	L1	L2	L3	L4	T	W	W1	W2	W3	W4	W5
lb/in														
50,000	1.25	7.39	13.00	1.75	11.25	8.50	1.37	3/4-10UNC	12.00	1.75	8.50	8.00	4.50	1.75
100,000	1.50	11.29	20.00	2.25	18.00	15.50	1.25	7/8-9UNC	17.00	2.50	12.00	9.00	5.50	1.75
200,000	2.00	14.10	26.00	5.00	19.00	16.00	1.50	1-8UNC	26.00	5.00	16.00	12.50	5.50	3.50
kg/mm														
22,679.6	31.8	187.7	330.2	44.5	285.8	241.3	34.8	3/4-10UNC	304.8	44.5	215.9	203.2	114.3	44.5
45,359.4	38.1	286.8	508.0	57.15	457.2	393.7	31.8	7/8-9UNC	431.8	63.5	304.8	228.6	139.7	44.5
90,718.7	50.8	358.1	660.4	127.0	482.6	406.4	38.1	1-8UNC	660.4	127.0	406.4	317.5	139.7	88.9

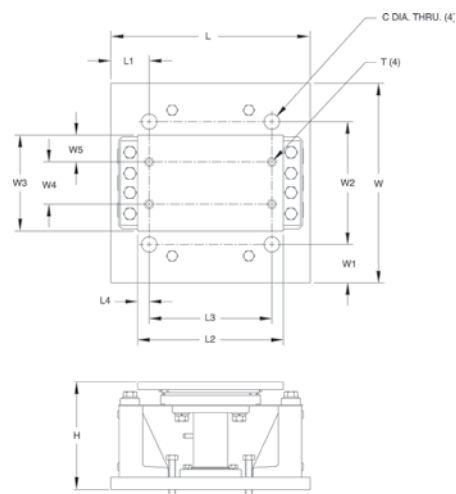
Order Information

Load Rating (Per Module)	Part#	Price
50,000 lb	21723	\$1,595.00
100,000 lb	21724	\$1,895.00
200,000 lb	17974	\$2,695.00

Mount only; does not include load cell

See VPG Revere load cell model CP and NTEP Certified load cell model CSP for specifications

See Rice Lake Weighing Systems' NTEP Certified load cell model RLCSP1



WEIGH MODULES

Mettler Toledo™ DigiTOL® Retrofit Kit

Stainless Steel, Rice Lake Weighing Systems/Flintec

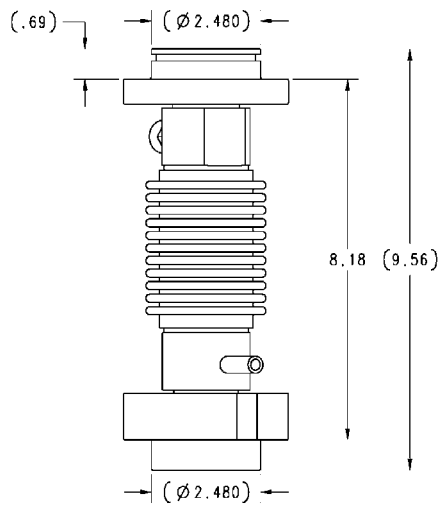
RC1 Load Cells

Shown here with the JB8SP signal trim junction box.
Picture is a representation of actual product.

These kits are designed to provide a cost effective solution for replacing Toledo™ DigiTOL® digital load cells with analog load cells. The Flintec RC1 and RC3 load cells are stainless steel and hermetically sealed to provide years of trouble-free service.

DigiTOL Retrofit Order information

Description	Part#	Price
8 mount kit (RC1-56,000) 1 junction box	78713	\$8,795.00
10 mount kit (RC1-56,000) 2 junction boxes	78714	\$10,695.00
12 mount kit (RC1-56,000) 3 junction boxes	152774	\$13,195.00



RC1-250KN

Complete Kit Includes

- One JB8SP or two JB8SP signal trim junction boxes (eight and 10 mount kit)
- Three EL304 signal trim boxes in 12 mount kits
- Eight, 10 or 12 Flintec RC1-250 KN load cells with upper and lower load cups
- 100 ft of hostile environment EL147HE SURVIVOR® load cell cable
- Cups included

Standard Features

- Stainless steel hermetically sealed load cells
- Converts existing Mettler Toledo DigiTOL scale to an analog based load cell weighing system
- Eight, 10 or 12 load cells, cups plus junction box and home run cable
- Load cells are NTEP Certified 1:10,000 divisions, Class IIII*
- Rocker design load cells
- Load cups

*Consult your local Weights & Measures Authorities for local Legal for Trade requirements

Applications

- Toledo® DigiTOL® truck scale conversion

Warranty

- One-year limited warranty

Load Cell Certifications

Mettler Toledo™ DigiTOL® Retrofit Kit

Stainless Steel, Rice Lake Weighing Systems/Flintec

RC3 Load Cells



Complete Kit Includes

- 1 JB8SP or 2 JB8SP signal trim junction boxes (8 and 10 mount kit)
- 3 EL304 signal trim boxes in 12 mount kits
- 8, 10 or 12 Flintec RC3
- 100ft of hostile environment EL147HE SURVIVOR® load cell cable
- Cups included

Shown here with the JB8SP signal trim junction box
Picture is a representation of actual product

This kit is designed to provide a cost effective solution for replacing Mettler Toledo™ DigiTOL® digital load cells with analog load cells. The Flintec® RC3 load cell is stainless steel and hermetically sealed to provide years of trouble-free service.

Standard Features

- Stainless steel hermetically sealed load cells
- Converts existing Mettler Toledo DigiTOL scale to an analog based load cell weighing system
- 8 or 10 load cells, cups plus junction box and home run cable
- Load cells are NTEP Certified 1:10,000 divisions, Class III L*
- Rocker design load cells
- Load cups

*Consult your local Weights & Measures Authorities for local Legal for Trade requirements

Applications

- Toledo® DigiTOL® truck scale conversion

Warranty

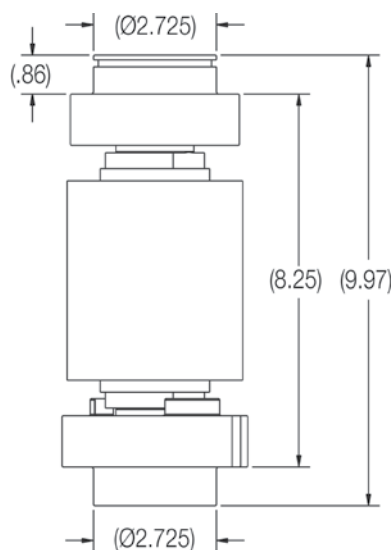
- One-year limited warranty

Load Cell Certifications

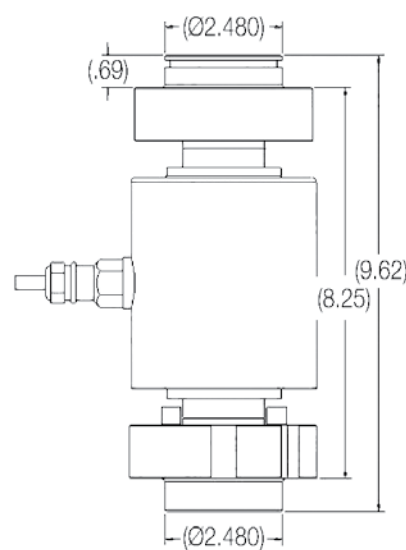


DigiTOL Retrofit Order information

Description	Part#	Price
8 mount kit (RC3-50T) RR/track 2 junction boxes	129844	\$11,995.00
8 mount (RC3-50T) truck 2 junction boxes	154347	\$11,995.00
10 mount kit (RC3-50T) RR/track 2 junction boxes	111367	\$14,795.00
10 mount kit (RC3-50T) truck 3 junction boxes	154348	\$14,795.00
12 mount kit (RC3-50T) truck 3 junction boxes	154349	\$17,185.00



RC3-50t
RR TRACK



RC3-50t
TRUCK

Electronic Floor Scale Underdeck Kits



Alloy Steel Load Cells


Industrial Applications

Kit Includes

- (4) VPG Celtron® SQB load cells
- (1) JB4SS stainless steel NEMA Type 4X junction box
- (4) Surefoot® high-accuracy stainless steel support feet
- 20 ft (6.1 m) EL147HE load cell cable
- (4) mounting plates and (8) load cell bolts

Order Information

Load Cell/Base Capacity		Part #	Price
Kit Includes VPG Celtron SQB Load Cells			
1,000 lb for 2,000 lb base	453.6 kg for 907.2 kg base	26436	\$925.00
2,500 lb for 5,000 lb base	1,134.0 kg for 2,268.0 kg base	26437	\$925.00
4,000 lb for 10,000 lb base	1,814.4 kg for 4,535.9 kg base	26438	\$925.00



Alloy Steel NTEP Certified Load Cells

High-Precision Applications

Kit Includes

- (4) RL35023 alloy steel NTEP Certified 5,000 d, Class III load cells
- (1) JB4SS stainless steel NEMA Type 4X junction box
- (4) Surefoot high-accuracy stainless steel support feet
- 20 ft (6.1 m) EL147HE load cell cable
- (4) mounting plates and (8) load cell bolts

NOTES: For complete load cell specifications, see RL35023

The use of NTEP Certified load cells in a scale base does not constitute approval of the completed base. Consult with local or state jurisdiction for compliance requirements.

Order Information

Load Cell/Base Capacity (Per Module)		Part #	Price
Kit Includes RL35023 Alloy Steel NTEP Certified Load Cells			
1,000 lb for 2,000 lb base	453.6 kg for 907.2 kg base	19032	\$1,000.00
2,500 lb for 5,000 lb base	1,134.0 kg for 2,268.0 kg base	19033	\$1,000.00
4,000 lb for 10,000 lb base	1,814.4 kg for 4,535.9 kg base	19034	\$1,000.00

Electronic Floor Scale Underdeck Kits



Scale Underdeck kits are provided to meet the application needs of the electronic floor scale producer and are an easy source for rebuilding existing floor scales. Underdeck kits are provided with mounting plates and load cell bolts for easy installation.

Stainless Steel Load Cells

Chemical, Dry Corrosive & Non-washdown Applications


Kit Includes

- (4) VPG Celtron SQB-HSS stainless steel load cells
- (1) JB4SS stainless steel NEMA Type 4X junction box
- (4) Surefoot high-accuracy stainless steel support feet
- 20 ft (6.1 m) EL147HE load cell cable
- (4) mounting plates and (8) load cell bolts

NOTE: For complete load cell specifications, see SQB-HSS

Order Information

Load Cell/Base Capacity		Part #	Price
Kit Includes VPG Celtron SQB-HSS Stainless Steel Load Cells			
1,000 lb for 2,000 lb base	453.6 kg for 907.2 kg base	19035	\$1,300.00
2,500 lb for 5,000 lb base	1,134.0 kg for 2,268.0 kg base	19036	\$1,300.00
4,000 lb for 10,000 lb base	1,814.4 kg for 4,535.9 kg base	19037	\$1,300.00



Welded-Seal Stainless Steel Load Cells

Wet Corrosive Applications

Kit Includes

- (4) RL35083 welded-seal stainless steel load cells
- (1) JB4SS stainless steel NEMA Type 4X junction box
- (4) Surefoot high-accuracy stainless steel support feet
- 20 ft (6.1 m) EL147HE load cell cable
- (4) mounting plates and (8) load cell bolts

NOTE: For complete load cell specifications, see RL35083

Order Information

Load Cell/Base Capacity (Per Module)		Part #	Price
Kit Includes RL35083 Welded-Seal Load Cells			
1,000 lb for 2,000 lb base	453.6 kg for 907.2 kg base	19038	\$1,610.00
2,500 lb for 5,000 lb base	1,134.0 kg for 2,268.0 kg base	19039	\$1,610.00
4,000 lb for 10,000 lb base	1,814.4 kg for 4,535.9 kg base	19040	\$1,610.00

RL20000I

Alloy Steel, Environmentally Sealed, NTEP Certified 1:5,000 III/1:10,000 IIIL, IP67

**APPROVALS****Dimensions**

Picture is a representation of actual product

Rated Capacity	A	B	C	D	E
lb/in					
25-300	1/4-28 UNF	0.75	0.50	2.00	2.50
500-1,500	1/2-20 UNF	1.00	0.75	2.00	2.50
2,000-2,500	1/2-20 UNF	1.25	1.00	2.00	2.50
3,000	1/2-20 UNF	1.25	1.00	3.00	4.00
5,000-10,000	3/4-16 UNF	1.25	1.00	3.00	4.00
15,000	1-12 UNF	1.50	1.25	4.00	5.50
20,000	1 1/4-12 UNF	2.25	2.00	5.00	7.00
kg/mm					
11.3-136.1	1/4-28 UNF	19.1	12.7	50.8	63.5
226.8-680.4	1/2-20 UNF	25.4	19.1	50.8	63.5
907.2-1,134.0	1/2-20 UNF	31.8	25.4	50.8	63.5
1,360.8	1/2-20 UNF	31.8	25.4	76.2	101.6
2,268.0-4,535.9	3/4-16 UNF	31.8	25.4	76.2	101.6
6,803.9	1-12 UNF	38.1	31.8	101.6	139.7
9,071.9	1 1/4-12 UNF	57.2	50.8	127.0	177.8

Order Information

Load Rating		Part #	Est. Weight	Price
25 lb	11.3 kg	21428	2 lb	\$275.00
50 lb	22.7 kg	21429	2 lb	\$275.00
75 lb	34.0 kg	21430	2 lb	\$275.00
100 lb	45.4 kg	21431	2 lb	\$275.00
150 lb	68.0 kg	21432	2 lb	\$275.00
200 lb	90.7 kg	21433	2 lb	\$275.00
250 lb	113.4 kg	21434	2 lb	\$275.00
300 lb	136.1 kg	21435	2 lb	\$275.00
500 lb	226.8 kg	21436	2 lb	\$275.00
750 lb	340.2 kg	21437	2 lb	\$275.00
1,000 lb	453.6 kg	21438	2 lb	\$275.00
1,500 lb	680.4 kg	21439	2 lb	\$275.00
2,000 lb***	35 ft cable	21356	2 lb	\$338.00
2,000 lb	907.2 kg	21440	2 lb	\$275.00
2,500 lb	1,134.0 kg	21441	2 lb	\$275.00
3,000 lb	1,360.8 kg	21442	4 lb	\$315.00
5,000 lb***	30 ft cable	17044	4 lb	\$476.00
5,000 lb	2,268.0 kg	21443	4 lb	\$440.00
10,000 lb	4,535.9 kg	21444	4 lb	\$440.00
15,000 lb	6,803.9 kg	21445	7 lb	\$555.00
20,000 lb***	30 ft cable	17045	17 lb	\$937.00
20,000 lb	9,071.9 kg	21446	17 lb	\$875.00
Conduit Adapter Kit* (must be factory installed to maintain warranty)				
3/8-24 nipple		31533*	1 lb	\$33.00
3/8-24 to 1/4-18 NPT		31534*	1 lb	\$33.00
Replacement Agriculture Scale Load Cell - 40 ft Cable				
10,000 lb	4,535.9 kg	151746	5 lb	\$465.00

*PN 31533 and PN 31534 must be installed together to form the Conduit Adapter Kit

***These load cells have 30 ft or 35 ft of cable and trimmed outputs and are used in many batch plants

An ISO 9001 Registered Company © 2020 Rice Lake Weighing Systems 01/20 Prices and specifications subject to change without notice. Visit ricelake.com for current prices.

Interchangeable Products

ARTECH®

20210 (1-14 UNF) (15,000 lb thread is 1-12 UNF for Rice Lake model)**Weigh Module Available**

RICE LAKE WEIGHING SYSTEMS

ITCM
Isolated Tension Cell
Mount**Specifications****Full Scale Output:**

3.0 mV/V

Output Resistance:

350 (± 3) ohm

Input Resistance:

385 (± 5) ohm

Material/Finish:

High-alloy steel, nickel plated

Temperature:

Compensated range:

14°F to 104°F/-10°C to 40°C

Operating range:

0°F to 150°F/-18°C to 65°C

Seal Type:

Environmentally sealed, IP67

Safe Overload:

150% full scale

Rated Excitation:

5-10 VDC (15 V maximum)

Combined Error:

0.02% full scale

Insulation Resistance:

5,000 megohms

Cable Length:

20 ft (6.1 m)

Cable Diameter:

0.200 polyurethane jacket

Cable Color Code:

Red +Excitation

Black -Excitation

Green +Signal

White -Signal

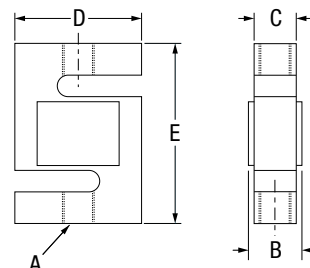
Warranty:

Two-year limited warranty

Approvals:

cFMus

NTEP



Stainless Steel, Environmentally Sealed, NTEP Certified 1:10,000 Class IIIL Single Cell, IP67

Interchangeable Products

VPG REVERE®

9363.....

ARTECH®

SS2010.....**Weigh Module Available**

RICE LAKE WEIGHING SYSTEMS

ITCM**Isolated Tension Cell****Mount**.....**APPROVALS****Specifications****Full Scale Output:**

3.0(± 0.008) mV/V

Output Resistance:

350 (± 3.5) ohm

Input Resistance:

390 (± 15) ohm

Material/Finish:

Stainless steel

Temperature:
 Compensated range
 14°F to 104°F/-10°C to 40°C
 Operating range
 0°F to 150°F/-18°C to 65°C
Seal Type:

Environmentally sealed, IP67

Safe Overload:

150% full scale

Rated Excitation:

5-10 VDC (15 V maximum)

Combined Error:

0.03% full scale

Insulation Resistance:

5,000 megohms

Cable Length:

20ft (6.1m)

Cable Color Code:
 Red +Excitation
 Black -Excitation
 Green +Signal
 White -Signal
Warranty:

Two-year limited warranty

Approvals:
 cFMus
 NTEP
Dimensions

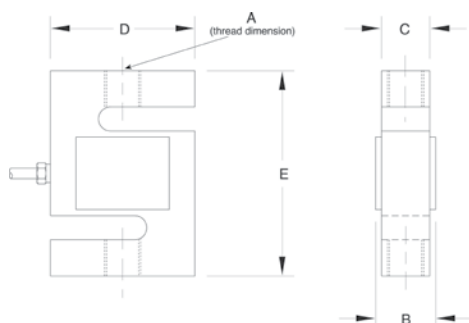
Picture is a representation of actual product

Rated Capacity	A	B	C	D	E
lb/in					
50-300	1/4-28 UNF	0.65	0.46	2.00	2.40
500-1,000	1/2-20 UNF	0.90	0.71	2.00	2.40
2,500	1/2-20 UNF	1.15	0.96	2.00	2.40
3,000	1/2-20 UNF	1.15	0.96	3.00	3.90
5,000	3/4-16 UNF	1.15	0.96	3.00	3.90
10,000	3/4-16 UNF	1.40	1.21	3.00	3.90
15,000	1-14 UNS	1.63	1.46	3.44	5.50
20,000	1 1/4-12 UNF	1.88	1.68	4.44	7.00
kg/mm					
22.7-136.0	1/4-28 UNF	16.5	11.7	50.8	61.0
226.8-453.6	1/2-20 UNF	22.9	18.0	50.8	61.0
1134.0	1/2-20 UNF	29.2	24.4	50.8	61.0
1360.8	1/2-20 UNF	29.2	24.4	76.2	99.1
2268.0	3/4-16 UNF	29.2	24.4	76.2	99.1
4535.9	3/4-16 UNF	35.7	30.7	76.2	99.1
6803.9	1-14 UNS	41.4	37.1	87.4	139.7
9071.9	1 1/4-12 UNF	47.8	42.8	112.8	177.8

Order Information

Load Rating		Part#	Est. Weight	Price
NTEP Certified				
100 lb	45.4 kg	46511	2 lb	\$295.00
250 lb	113.4 kg	46503	2 lb	\$295.00
300 lb	136.0 kg	181826	2 lb	\$295.00
500 lb	226.8 kg	46504	2 lb	\$295.00
750 lb	340.2 kg	46505	2 lb	\$295.00
1,000 lb	453.6 kg	46506	2 lb	\$295.00
2,500 lb	1,134.0 kg	46507	2 lb	\$295.00
3,000 lb	1,360.8 kg	46508	4 lb	\$325.00
5,000 lb	2,268.0 kg	46509	4 lb	\$475.00
10,000 lb	4,535.9 kg	46510	4 lb	\$495.00
Non-NTEP Certified				
50 lb	22.7 kg	17013	2 lb	\$295.00
15,000 lb	6,804.0 kg	158375	7 lb	\$675.00
20,000 lb	9,072.0 kg	158376	13 lb	\$895.00
Conduit Adapter Kit* (must be factory installed to maintain warranty)				
3/8-24 nipple		31533*	1 lb	\$33.00
3/8-24 to 1/4-18 NPT		31534*	1 lb	\$33.00

* PN 31533 and PN 31534 must be installed together to form the Conduit Adapter Kit



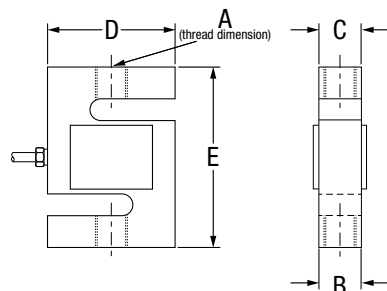
**APPROVALS****Specifications****Full Scale Output:**
3.0 mV/V**Output Resistance:**
350 (±3.5) ohm**Input Resistance:**
430 (± 60) ohm**Material/Finish:**
Stainless steel**Temperature:**
Compensated range
14°F to 104°F/-10°C to 40°C
Operating range
0°F to 150°F/-18°C to 65°C**Seal Type:**
Environmentally sealed, IP67**Safe Overload:**
150% full scale**Rated Excitation:**
5-10 VDC (15 V maximum)**Combined Error:**
0.03% full scale**Insulation Resistance:**
5,000 megohms**Cable Length:**
20 ft (6.1 m)**Cable Diameter:**
0.190 polyurethane jacket**Cable Color Code:**
Red +Excitation
Black -Excitation
Green +Signal
White -Signal**Warranty:**
Two-year limited warranty**Approvals:**
cFMus
NTEP**Dimensions***Picture is a representation of actual product*

Rated Capacity	A	B	C	D	E
lb/in					
50-300	1/4-28 UNF	0.65	0.46	2.00	2.40
500-1,000	1/2-20 UNF	0.90	0.71	2.00	2.40
1,500-2,500	1/2-20 UNF	1.15	0.96	2.00	2.40
3,000	1/2-20 UNF	1.15	0.96	3.00	3.90
5,000	3/4-16 UNF	1.15	0.96	3.00	3.90
kg/mm					
22.7-136.0	1/4-28 UNF	16.5	11.7	50.8	60.9
226.8-453.6	1/2-20 UNF	22.9	18.0	50.8	60.9
680.4-1,134	1/2-20 UNF	29.2	24.4	50.8	60.9
1,360.8	1/2-20 UNF	29.2	24.4	76.2	99.1
2,268.0	3/4-16 UNF	29.2	24.4	76.2	99.1

Order Information

Load Rating		Part#	Est. Weight	Price
50 lb	22.7 kg	72741	2 lb	\$315.00
100 lb	45.4 kg	72742	2 lb	\$315.00
200 lb	90.72 kg	72743	2 lb	\$315.00
250 lb	113.4 kg	72744	2 lb	\$315.00
300 lb	136.0 kg	72745	2 lb	\$315.00
500 lb	226.8 kg	72746	2 lb	\$315.00
750 lb	340.2 kg	72747	2 lb	\$315.00
1,000 lb	453.6 kg	72748	2 lb	\$315.00
1,500 lb	680.4 kg	72749	2 lb	\$315.00
2,000 lb	907.2 kg	72750	2 lb	\$315.00
2,500 lb	1,134.0 kg	72751	2 lb	\$315.00
3,000 lb	1,360.8 kg	72752	4 lb	\$415.00
5,000 lb	2,268.0 kg	72753	4 lb	\$515.00
Conduit Adapter Kit* (must be factory installed to maintain warranty)				
3/8-24 nipple		31533*	1 lb	\$33.00
3/8-24 to 1/4-18 NPT		31534*	1 lb	\$33.00

*PN 31533 and PN 31534 must be installed together to form the Conduit Adapter Kit.



Interchangeable Products

VPG CELTRON®

STC

VPG SENSORTRONICS®

60001**Weigh Module Available**

RICE LAKE WEIGHING SYSTEMS

ITCM**Isolated Tension Cell****Mount****APPROVALS***Picture is a representation of actual product***Specifications****Full Scale Output:**

3.0 mV/V

Output Resistance:

350 (± 3) ohm

Input Resistance:

385 (± 5) ohm

Material/Finish:

High-alloy steel, nickel plated

Temperature:Compensated range
14°F to 104°F/-10°C to 40°C
Operating range
0°F to 150°F/-18°C to 65°C**Seal Type:**

Environmentally sealed, IP67

Safe Overload:

150% full scale

Rated Excitation:

5-10 VAC/DC (15 V maximum)

Combined Error:

0.02% full scale

Insulation Resistance:

5,000 megohms

Cable Length:

20 ft (6.1 m)

Cable Diameter:

0.200 polyurethane jacket

Cable Color Code:Red +Excitation
Black -Excitation
Green +Signal
White -Signal**Warranty:**

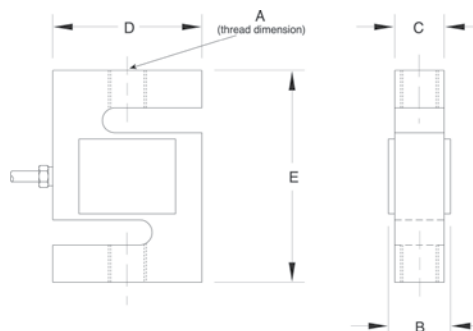
Two-year limited warranty

Approvals:cFMus
NTEP**Dimensions**

Rated Capacity	A	B	C	D	E
lb/in					
250	3/8-24 UNF	0.75	0.50	2.00	3.00
500-2,000	1/2-20 UNF	1.00	0.75	2.00	3.00
2,500-3,000	1/2-20 UNF	1.25	1.00	2.00	3.00
5,000	3/4-16 UNF	1.25	1.00	3.00	4.25
10,000	3/4-16 UNF	1.25	1.00	3.50	4.75
15,000	1-14 UNS	1.50	1.25	4.00	5.50
20,000	1 1/4-12 UNF	2.25	2.00	5.00	7.00
kg/mm					
113.4	3/8-24 UNF	19.1	12.7	50.8	76.2
226.8-907.2	1/2-20 UNF	25.4	19.1	50.8	76.2
1,134.0-1,360.8	1/2-20 UNF	31.8	25.4	50.8	76.2
2,268.0	3/4-16 UNF	31.8	25.4	76.2	108.8
4,535.9	3/4-16 UNF	31.8	25.4	88.9	120.7
6,803.9	1-14 UNS	38.1	31.8	101.6	139.7
9,071.9	1 1/4-12 UNF	57.2	50.8	127.0	177.8

Order Information

Load Rating	Part #	Est. Weight	Price
250 lb	21402	2 lb	\$275.00
500 lb	21403	2 lb	\$275.00
750 lb	21404	2 lb	\$275.00
1,000 lb	21405	2 lb	\$275.00
1,500 lb	21406	2 lb	\$275.00
2,000 lb	21407	3 lb	\$275.00
2,500 lb	21408	4 lb	\$275.00
3,000 lb	21409	3 lb	\$315.00
5,000 lb	21410	4 lb	\$440.00
10,000 lb	21411	5 lb	\$440.00
15,000 lb	21412	7 lb	\$555.00
20,000 lb	21413	16 lb	\$875.00
Conduit Adapter Kit* (must be factory installed to maintain warranty)			
3/8-24 nipple	31533*	1 lb	\$33.00
3/8-24 to 1/4-18 NPT	31534*	1 lb	\$33.00

**PN 31533 and PN 31534 must be installed together to form the Conduit Adapter Kit*

RL20001HE

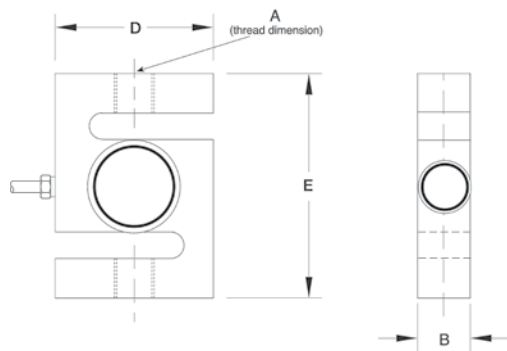
Stainless Steel, Welded Seal, NTEP Certified 1:5,000 Class III/1:10,000 Class IIIL Single Cell, IP68

**APPROVALS****Dimensions***Picture is a representation of actual product*

Rated Capacity	A	B	D	E
lb/in				
500-3,000	1/2-20 UNF	1.00	2.00	3.00
5,000-10,000	3/4-16 UNF	1.00	3.50	4.75
kg/mm				
226.8-1,360.8	1/2-20 UNF	25.4	50.8	76.2
2,268.0-4,535.9	3/4-16 UNF	25.4	88.9	120.7

Order Information

Load Rating		Part #	Est. Weight	Price
NTEP Certified				
500 lb	226.8 kg	46469	2 lb	\$850.00
750 lb	340.2 kg	46470	2 lb	\$850.00
1,000 lb	453.6 kg	46471	2 lb	\$850.00
1,500 lb	680.4 kg	46472	2 lb	\$850.00
2,000 lb	907.2 kg	46473	2 lb	\$850.00
2,500 lb	1,134.0 kg	46474	2 lb	\$850.00
3,000 lb	1,360.8 kg	46475	2 lb	\$850.00
5,000 lb	2,268.0 kg	46476	5 lb	\$1,135.00
Non-NTEP Certified				
10,000 lb	4,535.9 kg	36292	5 lb	\$1,135.00

**Interchangeable Products**

VPG SENSORTRONICS®

60063.....—**Weigh Module Available**

RICE LAKE WEIGHING SYSTEMS

**ITCM HE
Isolated Tension Cell
Mount**.....—**Specifications****Full Scale Output:**

2.0 mV/V

Bridge Resistance:

350 ohm, nominal

Material/Finish:

Stainless steel

Temperature:

Compensated range

14°F to 104°F/-10°C to 40°C

Operating range

0°F to 150°F/-18°C to 65°C

Seal Type:

Welded-seal, IP68

Safe Overload:

150% full scale

Rated Excitation:

5-10 VDC (15 V maximum)

Combined Error:

0.02% full scale

Insulation Resistance:

5,000 megohms

Cable Length:

20 ft (6.1m)

Cable Diameter:

0.200 polyurethane jacket

Cable Color Code:Red +Excitation
Black -Excitation
Green +Signal
White -Signal**Warranty:**

Two-year limited warranty

Approvals:cFMus
NTEP

Specifications

Full Scale Output:
3.0 mV/V $\pm 0.25\%$
Bridge Resistance:

350 ohm, nominal

Material/Finish:

Alloy steel

Temperature:
Operating range
0°F to 150°F/-18°C to 65°C
Seal Type:

Environmentally sealed, IP67

Safe Overload:

150% full scale

Rated Excitation:

5-10 VAC/DC (15V maximum)

Combined Error:

0.02% full scale

Insulation Resistance:

5,000 megohms

Cable Length:

6m (19.7ft)

Cable Diameter:

0.200 polyurethane jacket

Cable Color Code:
Red +Excitation
Black -Excitation
Green +Signal
White -Signal
Warranty:

Two-year limited warranty

Approvals:
cFMus
OIML

APPROVALS



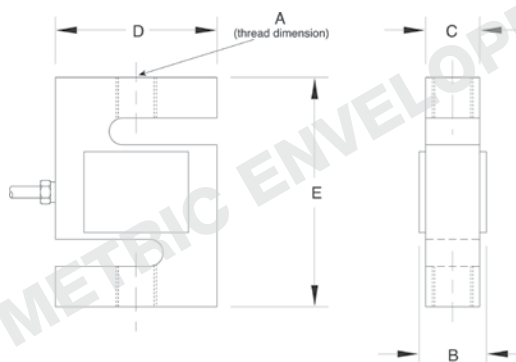
Dimensions

Picture is a representation of actual product

Rated Capacity	A	B	C	D	E
kg/mm					
250-1,000	M12 x 1.75-6H	25.4	19.1	50.8	76.0
2,500	M20 x 1.5-6H	31.8	25.4	76.2	108.0
lb/in					
551.2-2,205.0	M12 x 1.75-6H	1.00	0.75	2.00	3.00
5,512.5	M20 x 1.5-6H	1.25	1.00	3.00	4.25

Order Information

Load Rating		Part#	Est. Weight	Price
250 kg	551.2 lb	31254	2 lb	\$295.00
500 kg	1,102.3 lb	31255	2 lb	\$295.00
1,000 kg	2,205.0 lb	31256	2 lb	\$295.00
2,500 kg	5,512.5 lb	31257	3 lb	\$460.00



RL32018

Alloy Steel, Environmentally Sealed, NTEP Certified 1:5,000 Class III Multiple Cell, IP66

**APPROVALS****Dimensions**

Picture is a representation of actual product

Rated Capacity	A	B	C	D	E	F	G	H	I	J	K	L	M	N
lb/in														
500	1.00	0.59	0.96	2.20	1.24	5.12	0.53	0.70	1/2-20 UNF	3.00	1.00	0.62	0.25	0.13
1,000-5,000 SE	1.24	0.59	0.96	2.20	1.24	5.12	0.53	0.70	1/2-20 UNF	3.00	1.00	0.62	0.25	0.13
5,000 LE-10,000	1.50	-	1.45	2.99	1.50	6.75	0.80	0.70	3/4-16 UNF	3.75	1.50	0.75	-	-
15,000-20,000	2.00	-	-	4.00	2.00	8.75	1.06	-	1-14 UNS	4.90	2.00	1.00	-	-
kg/mm														
226.8	25.4	15.0	24.4	55.9	25.4	130.0	13.5	17.8	1/2-20 UNF	76.2	25.4	15.7	6.4	3.3
453.6-2,268	31.5	15.0	24.4	55.9	31.5	130	13.5	17.8	1/2-20 UNF	76.2	25.4	15.7	6.4	3.3
2,268-4,535.9	38.1	-	36.8	75.9	38.1	171.5	20.3	17.8	3/4-16 UNF	95.3	38.1	19.1	-	-
6,803.9-9,071.8	50.8	-	-	101.6	50.8	222.25	26.9	-	1-14 UNS	123.95	50.8	25.4	-	-

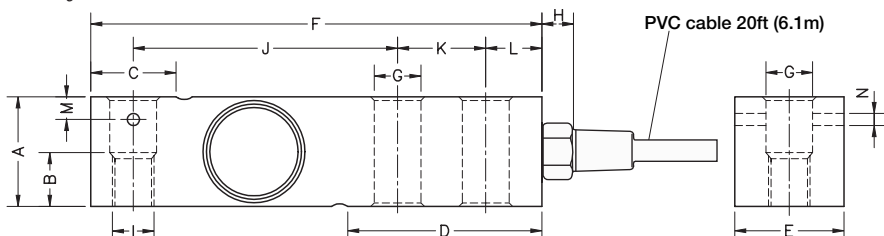
Call Rice Lake for additional information

Order Information

Load Rating	Part#	Est. Weight	Price
NTEP Certified			
1,000 lb	189152	2 lb	\$295.00
1,500 lb	191732	2 lb	\$295.00
2,000 lb	189153	2 lb	\$295.00
2,500 lb	189154	2 lb	\$295.00
3,000 lb	189155	5 lb	\$295.00
4,000 lb	189156	5 lb	\$295.00
5,000 lb SE	189157	5 lb	\$295.00
5,000 lb LE	189158	5 lb	\$375.00
10,000 lb	189159	5 lb	\$375.00
Non-NTEP Certified			
500 lb	189151	2 lb	\$295.00
15,000 lb*	189160	10 lb	\$645.00
20,000 lb*	189161	10 lb	\$645.00
With Over Braid Cable			
20,000 lb*	197558	10 lb	\$725.00

SE=small envelope; LE=large envelope

* Pending NTEP

**Interchangeable Products**

RICE LAKE WEIGHING SYSTEMS

RL35023.....—

VPG SENSORTRONICS®

65023A.....—

VPG CELTRON®

SQB.....—**Weigh Module Available**

RICE LAKE WEIGHING SYSTEMS

RL50210TA.....—

RICE LAKE WEIGHING SYSTEMS

RL1800 Series.....—**Specifications****Full Scale Output:**

3.0 mV/V

Output Resistance:

350 (± 3) ohm

Input Resistance:

400 (± 20) ohm

Material/Finish:

Alloy steel, nickel plated

Temperature:

Compensated range:

-14°F to 104°F/-10°C to 40°C

Operating range:

0°F to 150°F/-18°C to 65°C

Seal Type:

Environmentally sealed, IP66

Safe Overload:

150% full scale

Safe Sideload:

100% full scale

Rated Excitation:

10 VDC (15 V maximum)

Combined Error:

0.017% full scale

Insulation Resistance:

>5,000 megohms

Cable Length:

20 ft (6.1 m)

Cable Color Code:

Red +Excitation

Black -Excitation

Green +Signal

White -Signal

Warranty:

Two-year limited warranty

Approvals:

cFMus

NTEP

Interchangeable Products

RICE LAKE WEIGHING SYSTEMS

RL35023S.....—

VPG SENSORTRONICS®

65023S.....—

VPG SENSORTRONICS®

65023SS.....—

VPG CELTRON®

SQB-HSS.....—**Weigh Module Available**

RICE LAKE WEIGHING SYSTEMS

RL50210TA.....—

RICE LAKE WEIGHING SYSTEMS

RL1800 Series.....—**Specifications****Full Scale Output:**

3.0 mV/V

Output Resistance:

350 (± 3) ohm

Input Resistance:

400 (± 20) ohm

Material/Finish:

Stainless steel

Temperature:

Compensated range:
14°F to 104°F/-10°C to 40°C
Operating range:
0°F to 150°F/-18°C to 65°C

Seal Type:

Environmentally sealed, IP66

Safe Overload:

150% full scale

Rated Excitation:

10 VDC (15 V maximum)

Combined Error:

0.017% full scale

Insulation Resistance:

>5,000 megohms

Cable Length:

20 ft (6.1 m)

Cable Color Code:

Red +Excitation
Black -Excitation
Green +Signal
White -Signal

Warranty:

Two-year limited warranty

Approvals:

cFMus
NTEP

APPROVALS**Dimensions**

Picture is a representation of actual product

Rated Capacity	A	B	C	D	E	F	G	H	I	J	K	L	M	N
lb/in														
500	1.00	0.59	0.96	2.20	1.24	5.12	0.53	0.70	1/2-20 UNF	3.00	1.00	0.62	0.25	0.13
1,000-5,000 SE	1.24	0.59	0.96	2.20	1.24	5.12	0.53	0.70	1/2-20 UNF	3.00	1.00	0.62	0.25	0.13
5,000 LE-10,000	1.50	-	1.45	2.99	1.50	6.75	0.80	0.70	3/4-16 UNF	3.75	1.50	0.75	-	-
15,000-20,000	2.00	-	-	4.00	2.00	8.75	1.06	-	1-14 UNS	4.90	2.00	1.00	-	-
kg/mm														
226.8	25.4	15.0	24.4	55.9	25.4	130.0	13.5	17.8	1/2-20 UNF	76.2	25.4	15.7	6.4	3.3
453.6-2,268	31.5	15.0	24.4	55.9	31.5	130	13.5	17.8	1/2-20 UNF	76.2	25.4	15.7	6.4	3.3
2,268-4,535.9	38.1	-	36.8	75.9	38.1	171.5	20.3	17.8	3/4-16 UNF	95.3	38.1	19.1	-	-
6,803.9-9,071.8	50.8	-	-	101.6	50.8	222.25	26.9	-	1-14 UNS	123.95	50.8	25.4	-	-

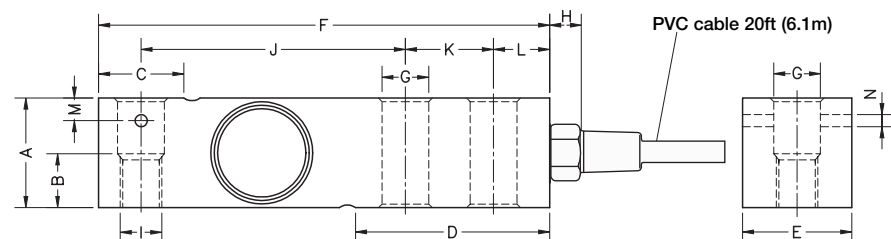
Call Rice Lake for additional information

Order Information

Load Rating	Part#	Est. Weight	Price
NTEP Certified			
1,000 lb	189164	3 lb	\$325.00
2,000 lb	189165	3 lb	\$325.00
2,500 lb	189166	3 lb	\$325.00
4,000 lb	189167	3 lb	\$325.00
5,000 lb SE	189168	3 lb	\$325.00
5,000 lb LE	189169	5 lb	\$415.00
10,000 lb	189170	5 lb	\$415.00
Non-NTEP Certified			
500 lb	189163	3 lb	\$325.00
15,000 lb*	189171	10 lb	\$695.00
20,000 lb*	189172	10 lb	\$695.00

SE=small envelope; LE=large envelope

* Pending NTEP



PVC cable 20ft (6.1m)

NEW

SINGLE-ENDED BEAM

RL32018S-P

Stainless Steel, Hermetically Sealed, IP69K

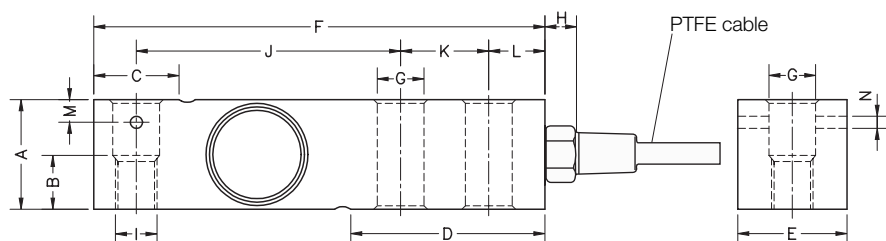
**APPROVALS****Dimensions***Picture is a representation of actual product*

Rated Capacity	A	B	C	D	E	F	G	H	I	J	K	L	M	N
lb/in														
1,000-5,000 SE	1.24	0.59	0.96	2.20	1.25	5.12	0.53	0.70	1/2-20 UNF	3.00	1.00	0.62	0.25	0.13
5,000 LE-10,000	1.50	-	1.45	2.99	1.50	6.75	0.80	0.70	3/4-16 UNF	3.75	1.50	0.75	-	-
kg/mm														
453.6-2,268	31.8	14.9	24.4	55.8	31.8	130.0	13.5	17.78	1/2-20 UNF	76.2	25.4	15.7	6.4	3.3
2,268-4,535.9	38.1	-	36.8	75.9	38.1	171.5	20.3	17.78	3/4-16 UNF	95.3	38.1	19.0	-	-

Order Information

Load Rating	Part#	Est. Weight	Price
1,000 lb	190654	3 lb	\$350.00
2,000 lb	190655	3 lb	\$350.00
2,500 lb	190656	3 lb	\$350.00
4,000 lb	190657	3 lb	\$350.00
5,000 lb SE	190658	3 lb	\$350.00
5,000 lb LE	190659	5 lb	\$395.00
10,000 lb	190660	5 lb	\$395.00

SE=small envelope; LE=large envelope

**Interchangeable Products**

VPG SENSORTRONICS®

65083.....—

VPG CELTRON®

SQB-HSS.....—**Weigh Module Available**

RICE LAKE WEIGHING SYSTEMS

RL1800 Series.....—**Specifications****Full Scale Output:**

3.0 mV/V

Output Resistance:

350 (± 3) ohm

Input Resistance:

400 (± 20) ohm

Material/Finish:

Stainless Steel

Temperature:Compensated range:
-14° F to 104° F/-10° C to 40° COperating range:
0° F to 150° F/-18° C to 65° C**Seal Type:**

Hermetically sealed, IP69K

Safe Overload:

150% full scale

Safe Sideload:

100% full scale

Rated Excitation:

10 VDC (15 V maximum)

Combined Error:

0.017% full scale

Insulation Resistance:

>5,000 megohms

Cable Length:

20 ft (6.1 m)

Cable Color Code:Red + Excitation
Black - Excitation
Green + Signal
White - Signal**Warranty:**

Two-year limited warranty

Approvals:

cFMus

Interchangeable Products

RICE LAKE WEIGHING SYSTEMS

RL35083 (non-NTEP)

RICE LAKE WEIGHING SYSTEMS

RL32018S-P (non-NTEP)

VPG SENSORTRONICS®

65083

VPG CELTRON®

SQB-HSS**Weigh Module Available**

RICE LAKE WEIGHING SYSTEMS

RL1800 Series**APPROVALS****Dimensions***Picture is a representation of actual product*

Rated Capacity	A	B	C	D	E	F	G	H	I	J	K	L	M	N
lb/in														
1,000-4,000	1.24	0.59	0.96	2.20	1.24	5.12	0.53	0.70	1/2-20 UNF	3.00	1.00	0.62	0.25	0.13
5,000-10,000	1.50	0.75	1.45	2.99	1.50	6.75	0.80	0.70	3/4-16 UNF	3.75	1.50	0.75	-	-
kg/mm														
453.6-1,814.4	31.5	15.0	24.4	55.9	31.5	130.0	13.5	17.8	1/2-20 UNF	76.2	25.4	15.7	6.5	3.5
2,268-4,535.9	38.1	19.1	36.8	76.0	38.5	171.5	20.3	17.8	3/4-16 UNF	95.2	38.1	19.1	-	-

Order Information

Load Rating	Part#	Est. Weight	Price
1,000 lb	189176	3 lb	\$405.00
2,000 lb	189178	3 lb	\$405.00
2,500 lb	189179	3 lb	\$405.00
4,000 lb	189181	3 lb	\$405.00
5,000 lb	189182	5 lb	\$450.00
10,000 lb	189183	5 lb	\$450.00

Specifications**Full Scale Output:**3.0 mV/V $\pm 0.05\%$ current matched**Output Resistance:**350 (± 3) ohm**Input Resistance:**400 (± 20) ohm**Material/Finish:**

Stainless steel

Temperature:

Compensated range:

14°F to 104°F/-10°C to 40°C

Operating range:

0°F to 150°F/-18°C to 65°C

Seal Type:

Hermetically sealed, IP69K

Safe Overload:

150% full scale

Safe Sideload:

100% full scale

Rated Excitation:

5-10 VDC (15 V maximum)

Combined Error:

0.017% full scale

Insulation Resistance:

>5,000 megohms

Cable Length:

20 ft (6.1 m) PTFE

Cable Color Code:

Red +Excitation

Black -Excitation

Green +Signal

White -Signal

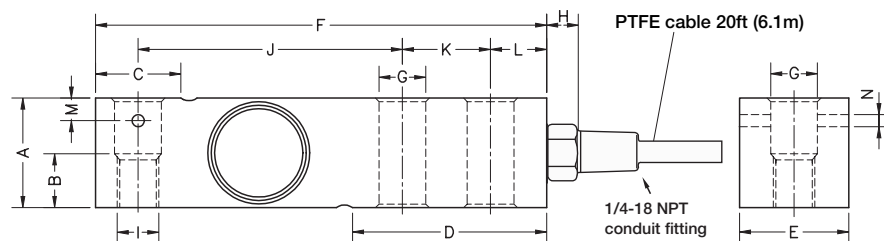
Warranty:

Two-year limited warranty

Approvals:

cFMus

NTEP



RL32019S-HE

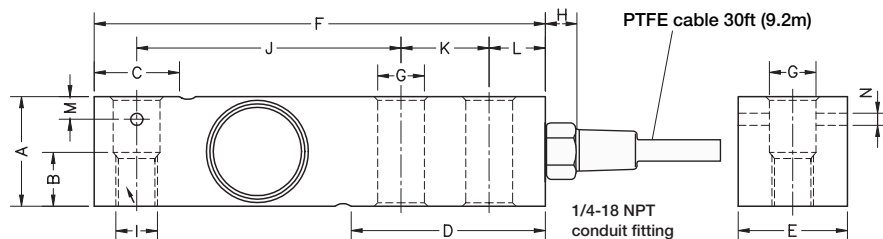
Stainless Steel, Hermetically Sealed, NTEP Certified 1:5,000 Class III Multiple Cell, IP69K

**APPROVALS****Dimensions***Picture is a representation of actual product*

Rated Capacity	A	B	C	D	E	F	G	H	I	J	K	L	M	N
lb/in														
1,000-4,000	1.24	0.59	0.96	2.20	1.24	5.12	0.53	0.70	1/2-20 UNF	3.00	1.00	0.62	0.25	0.13
5,000-10,000	1.50	0.75	1.45	2.99	1.50	6.75	0.80	0.70	3/4-16 UNF	3.75	1.50	0.75	-	-
kg/mm														
453.6-1,814.4	31.5	15.0	24.4	55.9	31.5	130.0	13.5	17.8	1/2-20 UNF	76.2	25.4	15.7	6.5	3.5
2,268-4,535.9	38.1	19.1	36.8	76.0	38.5	171.5	20.3	17.8	3/4-16 UNF	95.2	38.1	19.1	-	-

Order Information

Load Rating	Part #	Est. Weight	Price
1,000 lb	191629	4 lb	\$455.00
2,500 lb	191630	4 lb	\$455.00
4,000 lb	191631	4 lb	\$455.00
5,000 lb	191632	6 lb	\$505.00
10,000 lb	191633	6 lb	\$505.00

**Interchangeable Products**

RICE LAKE WEIGHING SYSTEMS

RL35082HE (30 ft cable)..... —

VPG SENSORTRONICS®

65083S (20 ft cable) —**Specifications****Full Scale Output:**2.0 mV/V $\pm 0.05\%$ current matched**Output Resistance:**350 (± 3) ohm**Input Resistance:**400 (± 20) ohm**Material/Finish:**

Stainless steel

Temperature:

Compensated range:

14°F to 104°F/-10°C to 40°C

Operating range:

0°F to 150°F/-18°C to 65°C

Seal Type:

Hermetically sealed, IP69K

Safe Overload:

150% full scale

Rated Excitation:

5-10 VDC (15 V maximum)

Combined Error:

0.017% full scale

Insulation Resistance:

>5,000 megohms

Cable Length:

30 ft (9.2 m) PTFE

Cable Color Code:

Red +Excitation

Black -Excitation

Green +Signal

White -Signal

Warranty:

Two-year limited warranty

Approvals:

cFMus

NTEP

Interchangeable Products

RICE LAKE WEIGHING SYSTEMS

RL35082HE.....—

VPG SENSORTRONICS®

65083S.....—**Weigh Module Available**

RICE LAKE WEIGHING SYSTEMS

RL50210TA.....—

RICE LAKE WEIGHING SYSTEMS

RL1800 Series.....—**APPROVALS****Specifications****Full Scale Output:**2.0 mV/V \pm 0.05% current matched**Output Resistance:**350 (\pm 3) ohm**Input Resistance:**400 (\pm 20) ohm**Material/Finish:**

Stainless steel

Temperature:

Compensated range:

14°F to 104°F/-10°C to 40°C

Operating range:

0°F to 150°F/-18°C to 65°C

Seal Type:

Hermetically sealed, IP69K

Safe Overload:

150% full scale

Rated Excitation:

5-10 VDC (15 V maximum)

Combined Error:

0.017% full scale

Insulation Resistance:

>5,000 megohms

Cable Length:

20 ft (6.1 m) PTFE

Cable Color Code:

Red +Excitation

Black -Excitation

Green +Signal

White -Signal

Warranty:

Two-year limited warranty

Approvals:

cFMus

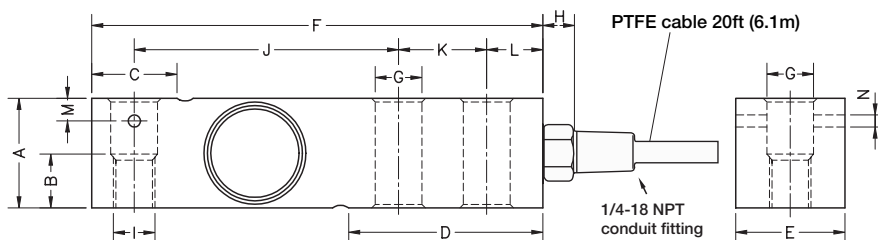
NTEP

Dimensions*Picture is a representation of actual product*

Rated Capacity	A	B	C	D	E	F	G	H	I	J	K	L	M	N
lb/in														
1,000-4,000	1.24	0.59	0.96	2.20	1.24	5.12	0.53	0.70	1/2-20UNF	3.00	1.00	0.62	0.25	0.13
5,000-10,000	1.50	0.75	1.45	2.99	1.50	6.75	0.80	0.70	3/4-16UNF	3.75	1.50	0.75	-	-
kg/mm														
453.6-1,814.4	31.5	15.0	24.4	55.9	31.5	130.0	13.5	17.8	1/2-20UNF	76.2	25.4	15.7	6.5	3.5
2,268-4,535.9	38.1	19.1	36.8	76.0	38.5	171.5	20.3	17.8	3/4-16UNF	95.2	38.1	19.1	-	-

Order Information

Load Rating	Part#	Est. Weight	Price
1,000 lb	191634	3 lb	\$405.00
2,500 lb	191635	3 lb	\$405.00
4,000 lb	191636	3 lb	\$405.00
5,000 lb	191637	5 lb	\$450.00
10,000 lb	191638	5 lb	\$450.00



SINGLE-ENDED BEAM

RL9018SS

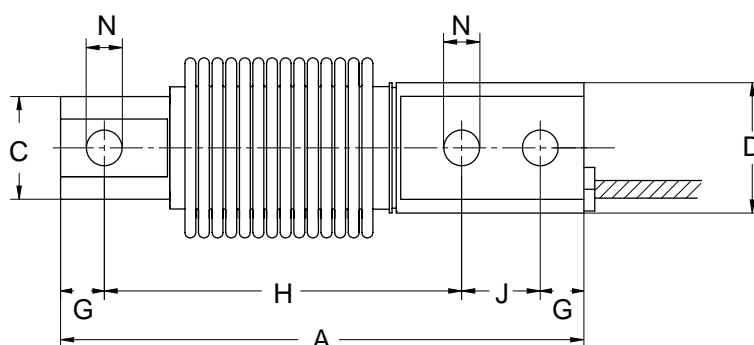
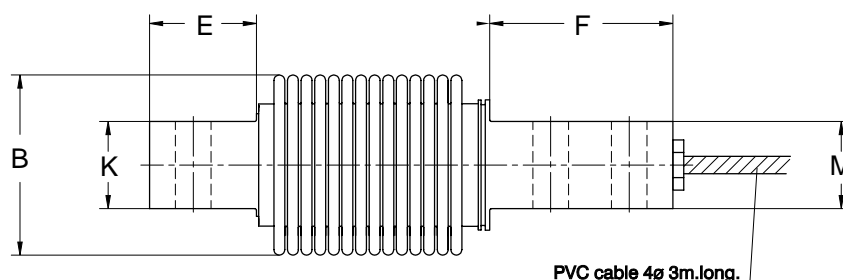
Stainless Steel, Hermetically Sealed, NTEP Certified 1:4,000S/1:5,000M, OIML C3, IP68

**APPROVALS****Dimensions***Picture is a representation of actual product*

Rated Capacity	A	B	C	D	E	F	G	H	J	K	M	N
kg/mm												
5-500	120.0	41.5	23.5	30.0	24.5	42.0	10.0	82.0	18.0	20.0	20.0	8.2
lb/in												
11-1,102.3	4.72	1.63	0.93	1.18	0.96	1.65	0.39	3.23	0.71	0.79	0.79	0.32

Order Information

Load Rating	Part#	Est. Weight	Price
NTEP Certified			
5 kg	11 lb	188691	2lb \$495.00
10 kg	22 lb	188692	2lb \$495.00
20 kg	44.1 lb	188693	2lb \$495.00
30 kg	66.1 lb	188694	2lb \$495.00
50 kg	110.2 lb	188702	2lb \$495.00
75 kg	165.3 lb	188695	2lb \$495.00
100 kg	220.5 lb	188696	2lb \$495.00
200 kg	440.9 lb	188697	2lb \$495.00
250 kg	551.2 lb	188698	2lb \$495.00
300 kg	661.4 lb	188699	2lb \$495.00
500 kg	1,102.3 lb	188700	2lb \$495.00

**Interchangeable Products**

RICE LAKE WEIGHING SYSTEMS

RLHBB

VPG TEDEA®

355**Specifications****Full Scale Output:**2.0 mV/V $\pm 10\%$ current matched**Output Resistance:**350 (± 3) ohm**Input Resistance:**400 (± 20) ohm**Material/Finish:**

Stainless steel

Temperature:

Compensated range:

14°F to 104°F/-10°C to 40°C

Operating range:

0°F to 150°F/-18°C to 65°C

Seal Type:

Hermetically sealed, IP68

Safe Overload:

150% full scale

Rated Excitation:

5-10 VDC (15 V maximum)

Combined Error:

0.017% full scale

Insulation Resistance:

>5,000 megohms

Cable Length:

3 m (9.8 ft)

Cable Material:

PVC

Cable Color Code:

Blue +Excitation

Black -Excitation

White +Signal

Red -Signal

Green +Sense

Yellow -Sense

Warranty:

Two-year limited warranty

Approvals:

cFMus

NTEP

OIML

Interchangeable Products

VPG REVERE®

5123.....—

VPG TEDEA-HUNTLEIGH®

3411.....—

ARTECH®

30310.....—**Weigh Module Available**

RICE LAKE WEIGHING SYSTEMS

RL50210 TA.....—

RICE LAKE WEIGHING SYSTEMS

RL1800 Series.....—**APPROVALS****Dimensions***Picture is a representation of actual product*

Rated Capacity	A1*	A2	A3*	B	C	D	E	F	G	H
lb/in										
250-5,000 SE	1/2-20 UNF	0.60	0.53	5.12	1.25	1.25	0.62	1.00	3.00	0.50
5,000 LE-10,000	3/4-16 UNF	0.75	0.78	6.75	1.50	1.50	0.75	1.50	3.75	0.75
20,000	1-12 UNF	1.00	1.03	8.75	2.00	2.00	1.00	2.00	4.75	1.00
kg/mm										
113.4-2,268 SE	1/2-20 UNF	15.2	13.5	130.1	31.8	31.8	15.8	25.4	76.2	12.7
2,268.0 LE-4,535.9	3/4-16 UNF	19.1	19.8	171.5	38.1	38.1	19.1	38.1	95.3	19.1
9,071.9	1-12 UNF	25.4	26.2	222.3	50.8	50.8	25.4	50.8	120.7	25.4

Order Information

Load Rating		Part#	Est. Weight	Price
NTEP Certified				
1,000 lb	453.6 kg	21491	3 lb	\$295.00
2,000 lb	907.2 kg	21493	3 lb	\$295.00
2,500 lb	1134.0 kg	21495	3 lb	\$295.00
3,000 lb	1360.8 kg	21497	3 lb	\$295.00
4,000 lb	1814.4 kg	21498	3 lb	\$295.00
5,000 lb SE	2268.0 kg	21500	3 lb	\$295.00
5,000 lb LE	2268.0 kg	21501	5 lb	\$375.00
10,000 lb	4535.9 kg	21503	5 lb	\$375.00
Non-NTEP Certified				
250 lb	113.4 kg	17341	3 lb	\$295.00
500 lb	226.8 kg	17342	3 lb	\$295.00
20,000 lb	9071.9 kg	17109	10 lb	\$645.00
Conduit Adapter Kit (must be factory installed to maintain warranty)				
3/8-24 nipple		31533	1 lb	\$33.00
3/8-24 to 1/4-18 NPT		31534	1 lb	\$33.00

*SE=small envelope; LE=large envelope**Dimension A1 is identical to A3 on the RL30002 thru-hole model***Specifications****Full Scale Output:**

3.0 mV/V

Bridge Resistance:

350 ohm, nominal

Material/Finish:

High-alloy steel, nickel plated

Temperature:

Compensated range

14°F to 104°F/-10°C to 40°C

Operating range

0°F to 150°F/-18°C to 65°C

Seal Type:

Environmentally sealed, IP67

Safe Overload:

150% full scale

Safe Sideload:

100% full scale

Rated Excitation:

5-10 VAC/DC (15V maximum)

Combined Error:

0.02% full scale

Insulation Resistance:

5,000 megohms

Deflection at Capacity:

250 lb to 1,000 lb=0.013 in (0.33 mm)

2,000 lb to 3,000 lb=0.015 in (0.38 mm)

4,000 lb to 5,000 lb=0.025 in (0.64 mm)

10,000 lb=0.032 in (0.81 mm)

15,000 lb to 20,000 lb=0.038 in (0.97 mm)

Cable Length:

20 ft (6.1m)

Cable Diameter:

0.200 polyurethane jacket

Cable Color Code:

Red +Excitation

Black -Excitation

Green +Signal

White -Signal

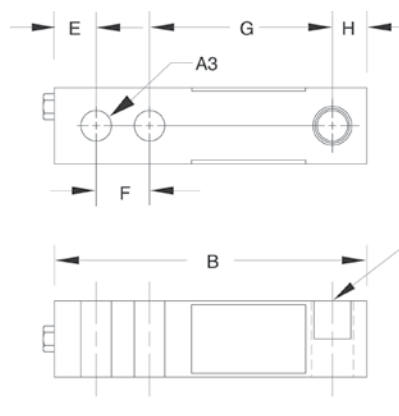
Warranty:

Two-year limited warranty

Approvals:

cFMus

NTEP



SINGLE-ENDED BEAM

RL30002 Thru Hole

Alloy Steel, Environmentally Sealed, NTEP Certified 1:5,000 III Class III Multiple Cell, IP67

**APPROVALS****Dimensions***Picture is a representation of actual product*

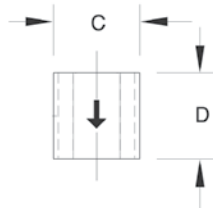
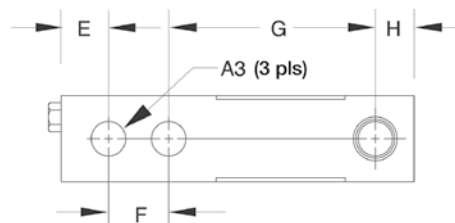
Rated Capacity	A3*	B	C	D	E	F	G	H
lb/in								
1,000-5,000 SE	0.53	5.12	1.25	1.25	0.62	1.00	3.00	0.50
kg/mm								
453.6-2,268.0 SE	13.5	130.1	31.8	31.8	15.8	25.4	76.2	12.7

Order Information

Load Rating	Part#	Est. Weight	Price
NTEP Certified			
1,000 lb	21521	3 lb	\$295.00
2,000 lb	21522	3 lb	\$295.00
2,500 lb	21523	3 lb	\$295.00
4,000 lb	21524	3 lb	\$295.00
5,000 lb SE	21525	3 lb	\$295.00
Conduit Adapter Kit (must be factory installed to maintain warranty)			
3/8-24 nipple	31533	1 lb	\$33.00
3/8-24 to 1/4-18 NPT	31534	1 lb	\$33.00

SE=small envelope

* Dimension A1 is identical to A3 on the RL30002 thru-hole model

**Interchangeable Products**

VPG TEDEA-HUNTLEIGH®

3410.....—

ARTECH®

30210.....—**Specifications****Full Scale Output:**

3.0 mV/V

Bridge Resistance:

350 ohm, nominal

Material/Finish:

High-alloy steel, nickel plated

Temperature:

Compensated range

14°F to 104°F/-10°C to 40°C

Operating range

0°F to 150°F/-18°C to 65°C

Seal Type:

Environmentally sealed, IP67

Safe Overload:

150% full scale

Safe Sideload:

100% full scale

Rated Excitation:

5-10 VDC (15 V maximum)

Combined Error:

0.02% full scale

Insulation Resistance:

5,000 megohms

Deflection at Capacity:

1,000 lb=0.013 in (0.33 mm)

2,000 lb to 3,000 lb=0.015 in (0.38 mm)

4,000 lb to 5,000 lb=0.025 in (0.64 mm)

Cable Length:

20ft (6.1m)

Cable Diameter:

0.200 polyurethane jacket

Cable Color Code:

Red +Excitation

Black -Excitation

Green +Signal

White -Signal

Warranty:

Two-year limited warranty

Approvals:

cFMus

NTEP

Interchangeable Products

HBM

H35.....—

METTLER TOLEDO®

500 lb-8 ft cable.....—

TB601019-008

1,000 lb-20 ft cable.....—

TB601016-020

2,500 lb-8 ft cable.....—

TB601016-008

APPROVALS**Specifications****Full Scale Output:**

3.0 mV/V

Output Resistance:

350 ohm, nominal

Input Resistance:

385 ohm, nominal

Material/Finish:

Stainless Steel

Temperature:

Compensated range:

14°F to 104°F/-10°C to 40°C

Operating range:

0°F to 150°F/-18°C to 65°C

Seal Type:

Welded-seal, IP67

Safe Overload:

150% full scale

Rated Excitation:

5-10 VDC (15 V maximum)

Combined Error:

0.02% full scale

Insulation Resistance:

5,000 megohms

Cable Length:

20 ft (6.1m)

Cable Diameter:

0.190 polyurethane jacket

Deflection at Capacity:

500 lb to 5,000 lb=0.02 in (0.508 mm)

Cable Color Code:

Green +Excitation

Black -Excitation

White +Signal

Red -Signal

Yellow Shield

Warranty:

Two-year limited warranty

Approvals:

FM

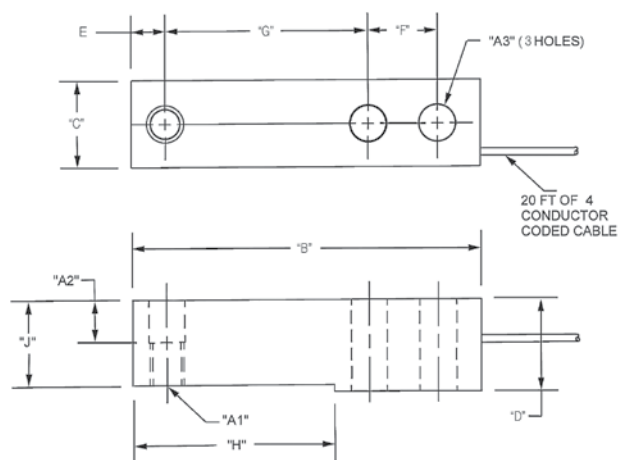
NTEP

Dimensions*Picture is a representation of actual product*

Rated Capacity	A1	A2	A3	C	D	B	E	F	G	H	J
lb/in											
500-5,000	1/2-20 UNF	0.62	0.53	1.21	1.19	5.12	0.50	1.00	3.00	2.85	1.120
kg/mm											
226.8-2,268.0	1/2-20 UNF	15.8	13.5	30.7	30.2	130.05	12.7	25.4	76.2	72.4	28.4

Order Information

Load Rating		Part #	Est. Weight	Price
500 lb	226.8 kg	106038	4 lb	\$325.00
1,000 lb	453.6 kg	106039	4 lb	\$325.00
2,500 lb	1,134.0 kg	106040	4 lb	\$325.00
4,000 lb	1,814.4 kg	106041	4 lb	\$325.00
5,000 lb	2,268.0 kg	106042	4 lb	\$325.00



RL39123

Stainless Steel, Environmentally Sealed, IP67

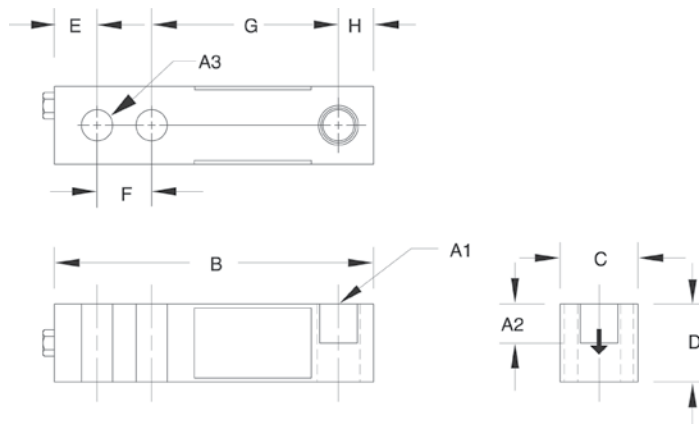
**APPROVALS****Dimensions***Picture is a representation of actual product*

Rated Capacity	A1	A2	A3	B	C	D	E	F	G	H
lb/in										
250-4,000	1/2-20 UNF	0.60	0.53	5.12	1.25	1.25	0.62	1.00	3.00	0.50
5,000-10,000	3/4-16 UNF	0.75	0.78	6.75	1.50	1.50	0.75	1.50	3.75	0.75
kg/mm										
113.4-1,814.4	1/2-20 UNF	15.2	13.5	130.1	31.8	31.8	15.8	25.4	76.2	12.7
2,268.0-4,535.9	3/4-16 UNF	19.1	19.8	171.5	38.1	38.1	19.1	38.1	95.3	19.1

Order Information

Load Rating	Part #	Est. Weight	Price
20 ft cables			
250 lb	113.4 kg	17386	3 lb \$325.00
500 lb	226.8 kg	17387	3 lb \$325.00
1,000 lb	453.6 kg	17189	3 lb \$325.00
2,500 lb	1,134.0 kg	17191	3 lb \$325.00
4,000 lb	1,814.4 kg	17193	3 lb \$325.00
5,000 lb	2,268.0 kg	17194	5 lb \$415.00
10,000 lb	4,535.9 kg	17195	5 lb \$415.00
30 ft cables			
4,000 lb	1,814.4 kg	95562	3 lb \$345.00
Conduit Adapter Kit (must be factory installed to maintain warranty)			
3/8-24 nipple	31533*	1 lb	\$33.00
3/8-24 to 1/4-18 NPT	31534*	1 lb	\$33.00

* PN 31533 and PN 31534 must be installed together to form the Conduit Adapter Kit

**Interchangeable Products**

VPG REVERE®

9123

ARTECH®

SS30310**Weigh Module Available**

RICE LAKE WEIGHING SYSTEMS

RL50210 TA

RICE LAKE WEIGHING SYSTEMS

RL1800 Series**Specifications****Full Scale Output:**

3.0 mV/V

Output Resistance:

349-355 ohm

Input Resistance:

343-357 ohm

Material/Finish:

Stainless steel

Temperature:Operating range:
0°F to 150°F/-18°C to 65°C**Seal Type:**

Environmentally sealed, IP67

Safe Overload:

150% full scale

Safe Sideload:

100% full scale

Rated Excitation:

5-10 VDC (15 V maximum)

Nonlinearity:

0.03% full scale

Hysteresis:

0.02% full scale

Insulation Resistance:

5,000 megohms

Deflection at Capacity:250 lb-1,000 lb=0.013 in (0.33 mm)
2,000 lb-3,000 lb=0.015 in (0.38 mm)
4,000 lb-5,000 lb=0.025 in (0.64 mm)
10,000 lb=0.32 in (0.81 mm)**Cable Length:**

20 ft (6.1m)

30 ft (9.1m)

Cable Diameter:

0.200 polyurethane jacket

Cable Color Code:Red +Excitation
Black -Excitation
Green +Signal
White -Signal**Warranty:**

Two-year limited warranty

Approvals:

cFMus

Stainless Steel, Hermetically Sealed, NTEP Certified, 1:5,000 Class III Multiple Cell, IP69K

Interchangeable Products

METTLER-TOLEDO®	
TB600529-500 lb	—
METTLER-TOLEDO	
TB600363-1,250 lb	—
METTLER-TOLEDO	
TB600342-2,500 lb	—
METTLER-TOLEDO	
TB600343-5,000 lb	—
METTLER-TOLEDO	
TB600364-10,000 lb	—
HBM®	
THC	—

Weigh Module Available

RICE LAKE WEIGHING SYSTEMS	
RLTM	—

Specifications

Full Scale Output:
2.0 mV/V

Output Resistance:
350 (± 3) ohm

Input Resistance:
400 (± 20) ohm

Material/Finish:
Stainless steel

Temperature:
Compensated range:
14°F to 104°F/-10°C to 40°C
Operating range:
0°F to 150°F/-18°C to 65°C

Seal Type:
Hermetically sealed, IP69K

Safe Overload:
150% full scale

Rated Excitation:
5-10 VDC

Combined Error:
0.017% full scale

Insulation Resistance:
5,000 megohms

Cable Length:
15 ft (4.6 m)
30 ft (9.1 m)

Cable Color Code:
Green +Excitation
Black -Excitation
White +Signal
Red -Signal

Warranty:
Two-year limited warranty

Approvals:
cFMus
NTEP

APPROVALS



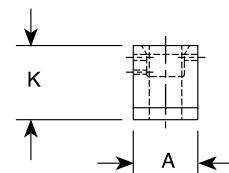
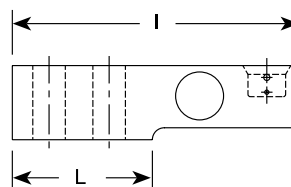
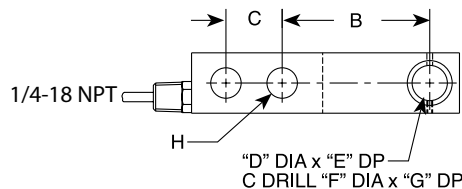
Dimensions

Picture is a representation of actual product

Rated Capacity	A	B	C	D	E	F	G	H	I	K	L
lb/in											
500-2,500	1.20	3.00	1.00	0.63	0.68	0.507	0.189	0.500	5.25	1.22	2.27
5,000	1.46	3.00	1.00	0.63	0.92	0.539	0.38	0.500	5.38	1.40	2.28
10,000	1.68	3.75	1.50	0.88	1.06	0.533	0.44	0.750	6.87	1.68	3.03
kg/mm											
226.8-1,133.9	30.5	76.2	25.4	16.0	17.5	22.4	4.8	12.7	133.3	30.9	57.6
2,268.0	37.1	76.2	25.4	16.0	23.4	22.4	9.7	12.7	136.7	35.5	57.9
4,535.9	42.7	95.3	38.1	22.4	26.9	35.1	11.8	19.1	174.5	42.6	76.9

Order Information

Load Rating	Part#	Est. Weight	Price
15 ft Cable			
500 lb	189189	3 lb	\$450.00
1,250 lb	189190	3 lb	\$450.00
2,500 lb	189191	3 lb	\$450.00
5,000 lb	189192	5 lb	\$595.00
10,000 lb	189193	5 lb	\$715.00
30 ft Cable			
500 lb	191974	3 lb	\$475.00
1,250 lb	191975	3 lb	\$475.00
2,500 lb	191976	3 lb	\$475.00
5,000 lb	191977	5 lb	\$625.00
10,000 lb	191978	5 lb	\$745.00
Replacement load pins			
Rocker pin	108612	1 lb	\$75.00
Rocker pin	130408	1 lb	\$78.00
Rocker pin	131376	1 lb	\$112.00
O-ring (Two per pin)	108202	1 lb	\$1.00



**DISCONTINUED
LIMITED STOCK
AVAILABLE**

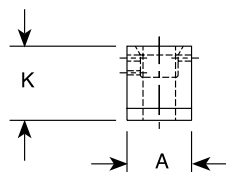
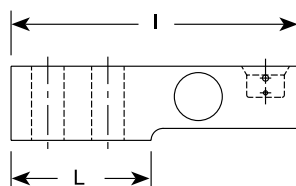
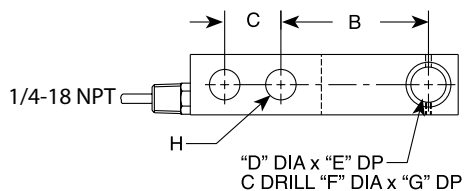
**APPROVALS****Dimensions**

Picture is a representation of actual product

Rated Capacity	A	B	C	D	E	F	G	H	I	K	L
lb/in											
500-2,500	1.20	3.00	1.00	0.63	0.68	0.88	0.189	0.500	5.25	1.22	2.27
5,000	1.46	3.00	1.00	0.63	0.92	0.88	0.38	0.500	5.38	1.40	2.28
10,000	1.68	3.75	1.50	0.88	1.06	1.38	0.44	0.750	6.87	1.68	3.03
kg/mm											
226.8-1,133.9	30.5	76.2	25.4	16.0	17.5	22.4	4.8	12.7	133.3	30.9	57.6
2,268.0	37.1	76.2	25.4	16.0	23.4	22.4	9.7	12.7	136.7	35.5	57.9
4,536.0	42.7	95.3	38.1	22.4	26.9	35.1	11.8	19.1	174.5	42.6	76.9

Order Information

Load Rating	Part#	Est. Weight	Price
15 ft cables			
500 lb	226.8 kg	101091	3 lb \$465.00
1,250 lb	567.0 kg	101092	3 lb \$465.00
2,500 lb	1,133.9 kg	101093	3 lb \$465.00
5,000 lb	2,268 kg	101094	4 lb \$595.00
10,000 lb	4,536 kg	101095	6 lb \$715.00
30 ft cables			
500 lb	226.8 kg	76213	3 lb \$495.00
1,250 lb	567.0 kg	47946	3 lb \$495.00
2,500 lb	1,133.9 kg	45463	3 lb \$495.00
5,000 lb	2,268 kg	45465	4 lb \$625.00
10,000 lb	4,536 kg	45466	6 lb \$745.00
Replacement load pins			
Rocker pin	500-4,000 lb	108612	1 lb \$75.00
Rocker pin	5,000 lb	130408	1 lb \$78.00
Rocker pin	10,000 lb	131376	1 lb \$112.00
O-ring (Two per pin)	—	108202	1 lb \$1.00

**Interchangeable Products**

METTLER-TOLEDO®	
TB600529-500 lb	—
METTLER-TOLEDO	
TB600363-1,250 lb	—
METTLER-TOLEDO	
TB600342-2,500 lb	—
METTLER-TOLEDO	
TB600343-5,000 lb	—
METTLER-TOLEDO	
TB600364-10,000 lb	—
HBM®	
THC	—

Weigh Module Available

RICE LAKE WEIGHING SYSTEMS	
RLTM	—

Specifications

Full Scale Output:
2.0 mV/V, ±0.002 mV/V

Bridge Resistance:
350 ohm, nominal

Material/Finish:
Stainless steel

Temperature:
Compensated range
14°F to 104°F/-10°C to 40°C
Operating range
0°F to 150°F/-18°C to 65°C

Seal Type:
Welded-seal, IP67

Safe Overload:
150% full scale

Safe Sideload:
100% full scale

Rated Excitation:
5-10 VDC (15 V maximum)

Combined Error:
0.03%

Non-repeatability:
0.01% full scale

Insulation Resistance:
5,000 megohms

Cable Length:
30 ft (9.1 m) or
15 ft (4.6 m)

Cable Diameter:
0.190 polyurethane jacket

Deflection at Capacity:
500 lb-2,500 lb=0.010 in (0.254 mm)
5,000 lb-10,000 lb=0.012 in (0.3048 mm)

Cable Color Code:
Green +Excitation
Black -Excitation
White +Signal
Red -Signal
Yellow Shield

Warranty:
Two-year limited warranty

Approvals:
FM
NTEP

Interchangeable Products

VPG CELTRON®

SQB.....—

VPG SENSORTRONICS®

65023A.....—**Weigh Module Available**

RICE LAKE WEIGHING SYSTEMS

RL50210 TA.....—

RICE LAKE WEIGHING SYSTEMS

RL1800 Series.....—**APPROVALS****Specifications****Full Scale Output:**

3.0 mV/V

Output Resistance:

349-355 ohm

Input Resistance:

343-357 ohm

Material/Finish:

High-alloy steel, nickel plated

Temperature:

Compensated range

14°F to 104°F/-10°C to 40°C

Operating range

0°F to 150°F/-18°C to 65°C

Seal Type:

Environmentally sealed, IP67

Safe Overload:

150% full scale

Safe Sideload:

100% full scale

Rated Excitation:

5-10 VDC (15 V maximum)

Combined Error:

0.02% full scale

Insulation Resistance:

5,000 megohms

Deflection at Capacity:

500 lb-1,000 lb=0.013 in (0.3 mm)

2,000 lb-3,000 lb=0.015 in (0.4 mm)

4,000 lb-5,000 lb=0.025 in (0.6 mm)

10,000 lb=0.035 in (0.9 mm)

Cable Length:

20 ft (6.1m)

Cable Diameter:

0.200 polyurethane jacket

Cable Color Code:

Red +Excitation

Black -Excitation

Green +Signal

White -Signal

Warranty:

Two-year limited warranty

Approvals:

cFMus

NTEP

Dimensions*Picture is a representation of actual product*

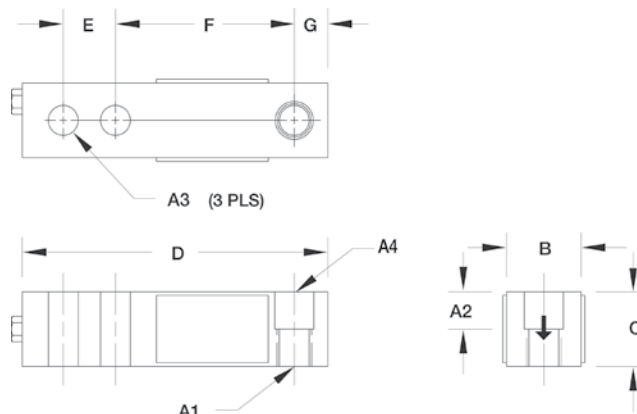
Rated Capacity	A1	A2	A3	B	C	D	E	F	G
lb/in									
500	1/2-20 UNF	0.50	0.53	1.25	1.00	5.12	1.00	3.00	0.50
1,000-5,000 SE	1/2-20 UNF	0.62	0.53	1.25	1.25	5.12	1.00	3.00	0.50
5,000 LE-10,000	3/4-16 UNF	0.75	0.78	1.50	1.50	6.75	1.50	3.75	0.75
15,000-20,000	1-14 UNS	1.00	1.03	2.00	2.00	8.88	2.00	4.88	1.03
kg/mm									
226.8	1/2-20 UNF	12.7	13.5	31.8	25.4	130.1	25.4	76.2	12.7
453.6-2,268.0 SE	1/2-20 UNF	15.8	13.5	31.8	31.8	130.1	25.4	76.2	12.7
2,268.0 LE-4,535.9	3/4-16 UNF	19.1	19.8	38.1	38.1	171.5	38.1	95.3	19.8
6,803.9-9,071.9	1-14 UNS	25.4	26.2	50.8	50.8	225.6	50.8	124.0	25.0

Order Information

Load Rating	Part#	Est. Weight	Price
NTEP Certified			
1,000 lb	21528	3 lb	\$295.00
2,000 lb	21529	3 lb	\$295.00
2,500 lb	21530	3 lb	\$295.00
3,000 lb	21531	3 lb	\$295.00
4,000 lb	21532	3 lb	\$295.00
5,000 lb SE	21535	3 lb	\$295.00
5,000 lb LE	21533	5 lb	\$375.00
10,000 lb	21534	5 lb	\$375.00
Non-NTEP Certified			
500 lb	17181	3 lb	\$295.00
20,000 lb	17187	10 lb	\$645.00
20,000 lb*	166127	10 lb	\$725.00
Conduit Adapter Kit (must be factory installed to maintain warranty)			
3/8-24 nipple	31533	1 lb	\$33.00
3/8-24 to 1/4-18 NPT	31534	1 lb	\$33.00

SE=small envelope; LE=large envelope

* Overbraid cable



RL35023S

Stainless Steel, Environmentally Sealed, NTEP Certified 1:5,000 Class III Multiple Cell, IP67

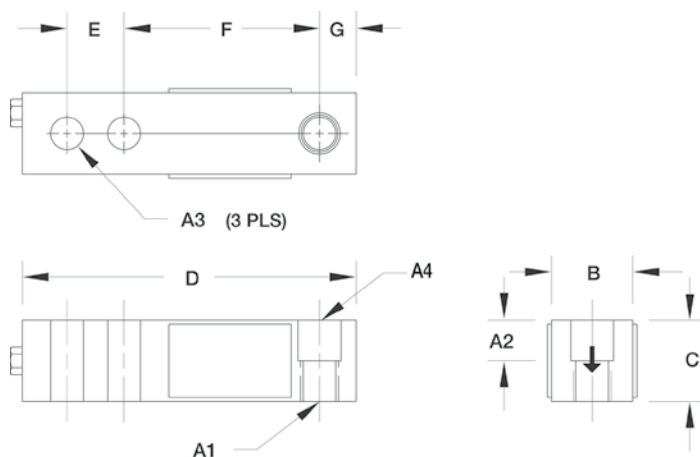
**APPROVALS****Dimensions***Picture is a representation of actual product*

Rated Capacity	A1	A2	A3	A4	B	C	D	E	F	G
lb/in										
1,000-4,000	1/2-20 UNF	0.62	0.53	0.53 dia	1.25	1.25	5.12	1.00	3.00	0.50
5,000-10,000	3/4-16 UNF	0.75	0.78	0.78 dia	1.50	1.50	6.75	1.50	3.75	0.75
kg/mm										
453.6-1,814.4	1/2-20 UNF	15.8	13.5	13.5 dia	31.8	31.8	130.1	25.4	76.2	12.7
2,268.0-4,535.9	3/4-16 UNF	19.1	19.8	19.8 dia	38.1	38.1	171.5	38.1	95.3	19.1

Order Information

Load Rating		Part#	Est. Weight	Price
1,000 lb	453.6 kg	30649	3 lb	\$325.00
2,000 lb	907.2 kg	30650	3 lb	\$325.00
2,500 lb	1,134.0 kg	30651	3 lb	\$325.00
4,000 lb	1,814.4 kg	30652	3 lb	\$325.00
5,000 lb	2,268.0 kg	30653	5 lb	\$415.00
10,000 lb	4,535.9 kg	30654	5 lb	\$415.00
Conduit Adapter Kit (must be factory installed to maintain warranty)				
3/8-24 nipple		31533*	1 lb	\$33.00
3/8-24 to 1/4-18 NPT		31534*	1 lb	\$33.00

* PN 31533 and PN 31534 must be installed together to form the Conduit Adapter Kit

**Interchangeable Products**

RICE LAKE WEIGHING SYSTEMS

RL35023S Painted —

VPG SENSORTRONICS®

65023S —

VPG SENSORTRONICS

65023SS —

VPG CELTRON®

SQB-HSS —**Weigh Module Available**

RICE LAKE WEIGHING SYSTEMS

RL50210 TA —

RICE LAKE WEIGHING SYSTEMS

RL1800 Series —**Specifications****Full Scale Output:**

3.0 mV/V

Output Resistance:

349-355 ohm

Input Resistance:

343-357 ohm

Material/Finish:

Stainless steel

Temperature:

Compensated range

14°F to 104°F/-10°C to 40°C

Operating range

0°F to 150°F/-18°C to 65°C

Seal Type:

Environmentally sealed, IP67

Safe Overload:

150% full scale

Safe Sideload:

100% full scale

Rated Excitation:

5-10 VDC (15 V maximum)

Combined Error:

0.02% full scale

Insulation Resistance:

5,000 megohms

Deflection at Capacity:

500 lb-1,500 lb=0.013 in (0.33 mm)

1,000 lb-5,000 lb=0.017 in-0.025 in

(0.4318 mm-0.635 mm)

5,000 lb-10,000 lb=0.025 in-0.035 in

(0.635 mm-0.889 mm)

15,000 lb-20,000 lb=0.048 in-0.013 in

(1.2912 mm-0.3302 mm)

Cable Length:

20 ft (6.1m)

Cable Diameter:

0.200 polyurethane jacket

Cable Coloring:

Red +Excitation

Black -Excitation

Green +Signal

White -Signal

Warranty:

Two-year limited warranty

Approvals:

cFMus

NTEP

Interchangeable Products

RICE LAKE WEIGHING SYSTEMS

RL35023S*

VPG SENSORTRONICS®

65023S*

VPG SENSORTRONICS

65023SS*

VPG CELTRON®

SQB-HSS*

Weigh Module Available

RICE LAKE WEIGHING SYSTEMS

RL50210 TA

RICE LAKE WEIGHING SYSTEMS

RL1800 Series

*Cells are unpainted

Specifications

Full Scale Output:

3.0 mV/V

Output Resistance:

349-355 ohm

Input Resistance:

343-357 ohm

Material/Finish:

Stainless steel, painted

Temperature:

Compensated range
14°F to 104°F/-10°C to 40°C
Operating range
0°F to 150°F/-18°C to 65°C

Seal Type:

Environmentally sealed, IP67

Safe Overload:

150% full scale

Safe Sideload:

100% full scale

Rated Excitation:

5-10 VDC (15 V maximum)

Combined Error:

0.02% full scale

Deflection at Capacity:

500 lb-1,500 lb=0.013 in (0.33 mm)
1,000 lb-5,000 lb=0.017 in-0.025 in
(0.4318 mm-0.635 mm)
5,000 lb-10,000 lb=0.025 in-0.035 in
(0.635 mm-0.889 mm)
15,000 lb-20,000 lb=0.048 in-0.013 in
(1.2912 mm-0.3302 mm)

Cable Length:

20 ft (6.1 m)

Cable Diameter:

0.200 polyurethane jacket

Cable Color Code:

Red +Excitation
Black -Excitation
Green +Signal
White -Signal

Insulation Resistance:

5,000 megohms

Warranty:

Two-year limited warranty

Approvals:

cFMus
NTEP

APPROVALS



Dimensions

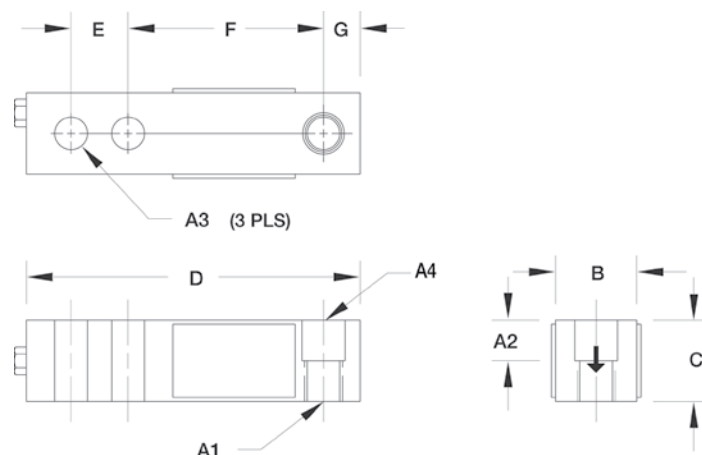
Picture is a representation of actual product

Rated Capacity	A1	A2	A3	A4	B	C	D	E	F	G
lb/in										
1,000-4,000	1/2-20 UNF	0.62	0.53	0.53 dia	1.25	1.25	5.12	1.00	3.00	0.50
5,000-10,000	3/4-16 UNF	0.75	0.78	0.78 dia	1.50	1.50	6.75	1.50	3.75	0.75
kg/mm										
453.6-1,814.4	1/2-20 UNF	15.8	13.5	13.5 dia	31.8	31.8	130.1	25.4	76.2	12.7
2,268.0-4,535.9	3/4-16 UNF	19.1	19.8	19.8 dia	38.1	38.1	171.5	38.1	95.3	19.1

Order Information

Load Rating		Part#	Est. Weight	Price
1,000 lb	453.6 kg	182754	3 lb	\$350.00
2,000 lb	907.2 kg	182755	3 lb	\$350.00
2,500 lb	1,134.0 kg	182756	3 lb	\$350.00
4,000 lb	1,814.4 kg	182757	3 lb	\$350.00
5,000 lb	2,268.0 kg	182758	3 lb	\$440.00
10,000 lb	4,535.9 kg	182759	3 lb	\$440.00
Conduit Adapter Kit (must be factory installed to maintain warranty)				
3/8-24 nipple		31533*	1 lb	\$33.00
3/8-24 to 1/4-18 NPT		31534*	1 lb	\$33.00

* PN 31533 and PN 31534 must be installed together to form the Conduit Adapter Kit



SINGLE-ENDED BEAM

RL35083

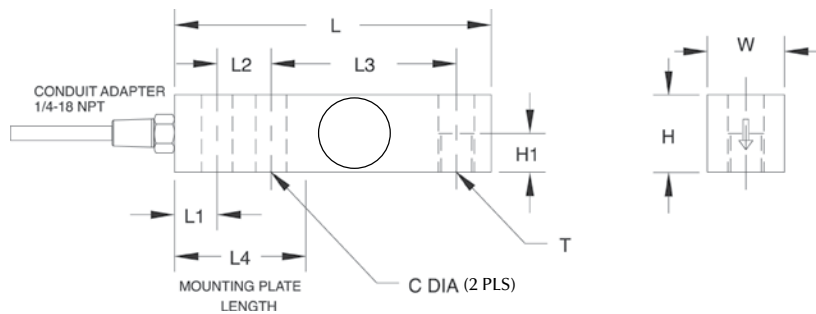
Stainless Steel, Welded Seal, IP67

**APPROVALS****Dimensions***Picture is a representation of actual product*

Rated Capacity	C	H	H1	L	L1	L2	L3	L4	T	W
lb/in										
1,000-4,000	0.53	1.22	0.61	5.12	0.62	1.00	3.00	2.25	1/2-20 UNF	1.22
5,000-10,000	0.78	1.50	0.75	6.75	0.75	1.50	3.75	3.00	3/4-16 UNF	1.50
kg/mm										
453.6-1,814.4	13.5	31.0	15.5	130.0	15.7	25.4	76.2	57.2	1/2-20 UNF	31.0
2,268.0-4,535.9	19.8	38.1	19.1	171.5	19.1	38.1	95.3	76.2	3/4-16 UNF	38.1

Order Information

Load Rating		Part#	Est. Weight	Price
1,000 lb	453.6 kg	17252	3 lb	\$405.00
2,500 lb	1,134.0 kg	17253	3 lb	\$405.00
4,000 lb	1,814.4 kg	17254	3 lb	\$405.00
5,000 lb	2,268.0 kg	17255	5 lb	\$455.00
10,000 lb	4,535.9 kg	17256	5 lb	\$455.00

**Interchangeable Products**

RICE LAKE WEIGHING SYSTEMS	
RL32018S-P	—
RICE LAKE WEIGHING SYSTEMS	
RL32018S-HE	—
VPG SENSORTRONICS®	
65083	—
VPG CELTRON®	
SQB-HSS	—

Weigh Module Available

RICE LAKE WEIGHING SYSTEMS	
RL50210 TA	—
RICE LAKE WEIGHING SYSTEMS	
RL1800 Series	—

Specifications**Full Scale Output:**
3.0 mV/V**Output Resistance:**
349-355 ohm**Input Resistance:**
343-357 ohm**Material/Finish:**
Stainless steel**Temperature:**
Operating range
0° F to 150° F / -18° C to 65° C**Seal Type:**
Welded-seal, IP67
(Conduit is recommended for maximum protection against the ingress of water and moisture through the cable entry)**Safe Overload:**
150% full scale**Safe Sideload:**
100% full scale**Rated Excitation:**
5-10 VDC (15 V maximum)**Combined Error:**
0.03% full scale**Non-Repeatability:**
0.01% full scale**Insulation Resistance:**
5,000 megohms**Deflection at Capacity:**
1,000 lb-4,000 lb=0.008 in-0.026 in
(0.203 mm-0.66 mm)
5,000 lb-10,000 lb=0.030 in-0.055 in
(0.76 mm-1.397 mm)**Cable Length:**
20 ft (6.1 m)**Cable Diameter:**
0.220 PTFE coated cable**Conduit Adapter Size:**
1/4-18 NPT**Cable Color Code:**
Red +Excitation
Black -Excitation
Green +Signal
White -Signal**Warranty:**
Two-year limited warranty**Approvals:**
cFMus

Stainless Steel, Welded Seal IP67/Hermetic Seal IP69K, NTEP Certified 1:5,000 Class III Multiple Cell

Interchangeable Products

RICE LAKE WEIGHING SYSTEMS

RL32019S-HE (30 ft cable) —

RICE LAKE WEIGHING SYSTEMS

RL32218S-HE (20 ft cable) —

VPG SENSORTRONICS®

65083S —**Weigh Module Available**

RICE LAKE WEIGHING SYSTEMS

RL50210 TA —

RICE LAKE WEIGHING SYSTEMS

RL1800 Series —**APPROVALS**

IP67 model

IP69K model

Specifications**Full Scale Output:**

2.0 mV/V

Output Resistance:

349-355 ohm

Input Resistance:

343-357 ohm

Material/Finish:

Stainless steel

Temperature:

Compensated range:

14°F to 104°F/-10°C to 40°C

Operating range:

0°F to 150°F/-18°C to 65°C

Seal Type:

Welded-seal, IP67

Hermetic-seal, IP69K

(Conduit is recommended for maximum protection against the ingress of water and moisture through the cable entry)

Safe Overload:

150% Full scale

Safe Sideload:

100% Full scale

Rated Excitation:

5-10 VDC (15 V maximum)

Combined Error:

0.02% Full scale

Non-Repeatability:

0.01% Full scale

Insulation Resistance:

5,000 megohms

Deflection at Capacity:

1,000 lb-4,000 lb = 0.012 in (0.33 mm)

5,000 lb-10,000 lb = 0.030 in (0.81 mm)

Cable Length:

30 ft (9.1 m); 20 ft (6.1 m)

Cable Diameter:

0.220 PTFE coated cable

Conduit Adapter Size:

IP67 1/4-18 NPT

IP69K 1/2-14 NPT

Cable Color Code:

Red +Excitation

Black -Excitation

Green +Signal

White -Signal

Warranty:

Two-year limited warranty

Approvals:

cFMus

NTEP

Waterproof Guaranteed IP69K

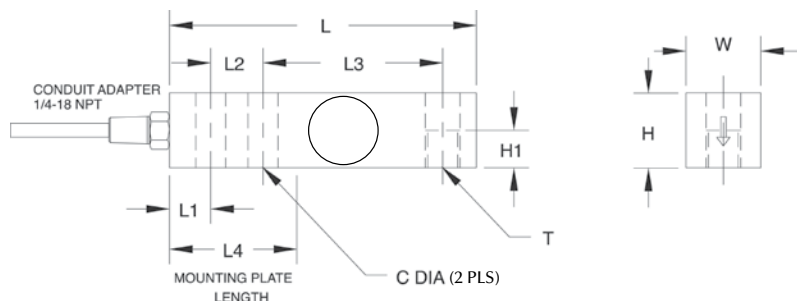
Dimensions

Picture is a representation of actual product

Rated Capacity	C	H	H1	L	L1	L2	L3	L4	T	W
lb/in										
1,000-4,000	0.53	1.22	0.61	5.12	0.62	1.00	3.00	2.25	1/2-20 UNF	1.22
5,000-10,000	0.78	1.50	0.75	6.75	0.75	1.50	3.75	3.00	3/4-16 UNF	1.50
kg/mm										
453.6-1,814.4	13.5	31.0	15.5	130.0	15.7	25.4	76.2	57.2	1/2-20 UNF	31.0
2,268.0-4,535.9	19.8	38.1	19.1	171.5	19.1	38.1	95.3	76.2	3/4-16 UNF	38.1

Order Information

Load Rating	Part#	Est. Weight	Price
RL35082 N5/IP67 Model 20 ft			
1,000 lb	453.6 kg	31283	3 lb \$425.00
2,500 lb	1,134.0 kg	31282	3 lb \$425.00
4,000 lb	1,814.4 kg	31281	3 lb \$425.00
5,000 lb	2,268.0 kg	31280	5 lb \$475.00
10,000 lb	4,535.9 kg	31279	5 lb \$475.00
RL35082HE N5/IP69K Model 20 ft			
1,000 lb	453.6 kg	34702	3 lb \$505.00
2,500 lb	1,134.0 kg	34703	3 lb \$505.00
4,000 lb	1,814.4 kg	34704	3 lb \$505.00
5,000 lb	2,268.0 kg	34705	5 lb \$555.00
10,000 lb	4,535.9 kg	34706	5 lb \$555.00
RL35082HE N5/IP69K Model 30 ft			
1,000 lb	453.6 kg	173854	3 lb \$555.00
2,500 lb	1,134.0 kg	173856	3 lb \$555.00
4,000 lb	1,814.4 kg	173857	3 lb \$555.00
5,000 lb	2,268.0 kg	173858	5 lb \$605.00
10,000 lb	4,535.9 kg	173859	5 lb \$605.00



SINGLE-ENDED BEAM

RLETB

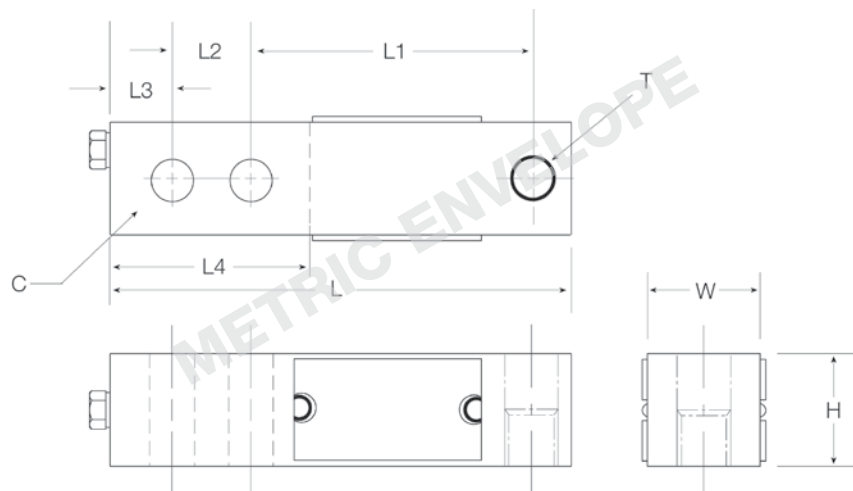
Alloy Steel, Environmentally Sealed, OIML C3, IP67

**APPROVALS****Dimensions***Picture is a representation of actual product*

Rated Capacity	C	H	L	L1	L2	L3	L4	W	T
kg/mm									
1,000-2,000	57.00	32.00	130.00	76.00	25.00	16.00	13.00	32.00	M12 x 1.75-6H
5,000	76.00	38.00	171.00	95.00	38.00	19.0	20.7	38.00	M20 x 1.5-6H
lb/in									
2,204.6-4,410.0	2.25	1.25	5.12	3.00	0.98	0.63	0.51	1.25	M12 x 1.75-6H
11,025.0	3.00	1.50	6.73	3.74	1.50	0.75	0.81	3.75	M20 x 1.5-6H

Order Information

Load Rating		Part #	Est. Weight	Price
1,000 kg	2,204.6 lb	31248	3 lb	\$325.00
2,000 kg	4,410.0 lb	31247	3 lb	\$325.00
5,000 kg	11,025.0 lb	31246	5 lb	\$405.00

**Specifications****Full Scale Output:**

3.0 mV/V

Output Resistance:

349-355 ohm

Input Resistance:

343-357 ohm

Material/Finish:

Alloy steel

Temperature:Operating range
0°F to 150°F/-18°C to 65°C**Seal Type:**

Environmentally sealed, IP67

Safe Overload:

150% full scale

Safe Sideload:

100% full scale

Rated Excitation:

5-10 VDC (15 V maximum)

Combined Error:

0.03% full scale

Insulation Resistance:

5,000 megohms

Cable Length:

6 m (9.7 ft)

Cable Diameter:

0.200 polyurethane jacket

Cable Color Code:Red +Excitation
Black -Excitation
Green +Signal
White -Signal**Warranty:**

Two-year limited warranty

Approvals:cFMus
OIML

Interchangeable Products

VPG TEDEA-HUNTLEIGH®

3510-OIML..... —**Weigh Module Available**

RICE LAKE WEIGHING SYSTEMS

1700 HE..... —**Specifications****Full Scale Output:**

2.0 mV/V

Output Resistance:

350 (± 3) ohm

Input Resistance:

380 (± 10) ohm

Material/Finish:

Stainless steel

Temperature:

Operating range

0°F to 150°F/-18°C to 65°C

Seal Type:

Hermetically sealed, IP66/68

Safe Overload:

150% full scale

Safe Sideload:

100% full scale

Rated Excitation:

5-10 VDC (15 V maximum)

Combined Error:

0.02% Applied Load

Insulation Resistance:

2,000 megohms

Deflection at Capacity:

500 kg-5,000 kg = 0.4 mm (0.015 in)

Cable Length:

5 m (16.4 ft)

Cable Diameter:

0.220 polyurethane jacket

Cable Color Code:

Blue +Excitation

Black -Excitation

White +Signal

Red - Signal

Green +Sense

Grey -Sense

Warranty:

Two-year limited warranty

Approvals:

cFMus

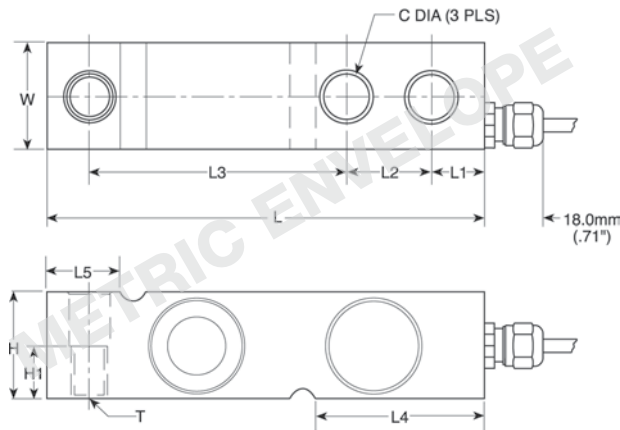
Waterproof Guaranteed

APPROVALS**Dimensions***Picture is a representation of actual product*

Rated Capacity	C	H	H1	L	L1	L2	L3	L4	L5	T	W
kg/mm											
500-2,000	13.5	32.0	16.0	130.0	15.8	25.4	76.2	50.5	23.5	M12 x 1.75	32.0
5,000	20.5	48.0	—	171.5	19.0	38.1	95.3	70.0	37.0	—	36.5
lb/in											
1,102.3-4,409.2	0.53	1.26	0.63	5.12	0.62	1.00	3.00	1.99	0.93	M12 X 1.75	1.26
11,023.1	0.80	1.89	—	6.75	0.75	1.50	3.75	2.76	1.46	—	1.44

Order Information

Load Rating		Part#	Est. Weight	Price
500 kg	1,102.3 lb	31253	3 lb	\$485.00
1,000 kg	2,204.6 lb	31250	3 lb	\$485.00
2,000 kg	4,409.2 lb	31251	3 lb	\$485.00
5,000 kg	11,023.1 lb	31252	5 lb	\$555.00



RLSSB

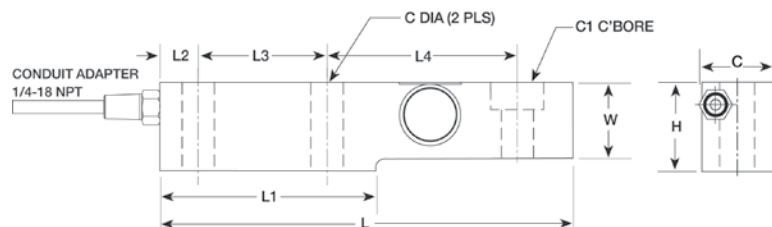
Stainless Steel, Welded Seal, NTEP Certified 1:5,000 Class III Multiple Cell, IP67

**APPROVALS****Dimensions***Picture is a representation of actual product*

Rated Capacity	C	C1	H	L	L1	L2	L3	L4	W
lb/in									
1,000-5,000	0.53	0.68 thru C'Bore 1.19 x 0.47 DP	1.88	8.00	4.00	0.75	2.50	3.88	1.44
10,000	0.88	1.00 thru C'Bore 1.63 x 0.62 DP	2.75	9.25	4.62	0.81	2.63	4.88	1.88
kg/mm									
453.6-2,268.0	13.5	0.68 thru C'Bore 1.19 x 0.47 DP	47.8	203.2	101.6	19.1	63.5	98.6	36.6
4,535.9	22.4	1.00 thru C'Bore 1.63 x 0.62 DP	69.9	235.0	117.3	20.6	66.8	124.0	47.8

Order Information

Load Rating		Part #	Est. Weight	Price
1,000 lb	453.6 kg	34310	5 lb	\$600.00
2,000 lb	907.2 kg	34311	5 lb	\$600.00
5,000 lb	2,268.0 kg	34312	6 lb	\$600.00
10,000 lb	4,535.9 kg	34313	10 lb	\$715.00
Options				
Load cell button	—	26112	—	\$32.00

**Interchangeable Products**

VPG REVERE®

SSB..... —

HBM®

SB3..... —

ARTECH®

SS30610..... —**Weigh Module Available**

RICE LAKE WEIGHING SYSTEMS

RL1900 Series..... —**Specifications****Full Scale Output:**

2.0 mV/V

Bridge Resistance:

350 ohm, nominal

Material/Finish:

Stainless steel

Temperature:

Compensated range

14°F to 104°F/-10°C to 40°C

Operating range

0°F to 150°F/-18°C to 65°C

Seal Type:

Welded-seal, IP67

Safe Overload:

150% full scale

Safe Sideload:

100% full scale

Rated Excitation:

5-10 VDC (15 V maximum)

Combined Error:

0.02% full scale

Non-repeatability:

0.01% full scale

Insulation Resistance:

5,000 megohms

Cable Length:

15 ft (4.5 m)

Cable Diameter:

0.200 polyurethane jacket

Cable Color Code:

Green +Excitation

Black -Excitation

White +Signal

Red -Signal

Warranty:

Two-year limited warranty

Approvals:

cFMus

NTEP

Interchangeable Products

CARDINAL®

SB2500*

*No threads in load hole

Specifications

Full Scale Output:

2.0 mV/V

Bridge Resistance:

350 ohm, nominal

Material/Finish:

Stainless steel

Temperature:

Compensated range:

14°F to 104°F/-10°C to 40°C

Operating range:

0°F to 150°F/-18°C to 65°C

Seal Type:

Welded-seal, IP67

Safe Overload:

150% full scale

Safe Sideload:

100% full scale

Rated Excitation:

5-10 VDC (15 V maximum)

Combined Error:

0.02% full scale

Non-repeatability:

0.01% full scale

Insulation Resistance:

5,000 megohms

Cable Length:

20ft (6.1 m)

15 ft (4.5 m) - pn 34482

Cable Diameter:

0.200 polyurethane jacket

Cable Color Code:

Green +Excitation

Black -Excitation

White +Signal

Red -Signal

Warranty:

Two-year limited warranty

Approvals:

cFMus

NTEP

APPROVALS



Dimensions

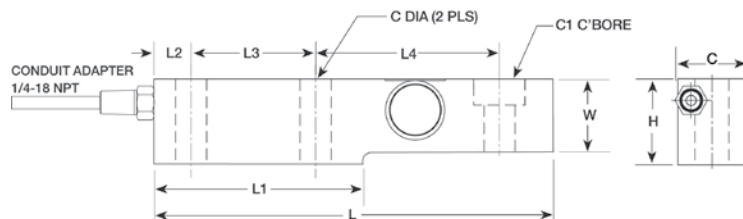
Picture is a representation of actual product

Rated Capacity	C	C1	H	L	L1	L2	L3	L4	T	W
lb/in										
2,500	0.53	1.20 x 0.75 DP	1.93	8.00	4.00	0.75	2.50	3.88	3/4-16 UNF	1.25
5,000	0.53	1.20 x 0.75 DP	1.93	8.00	4.00	0.75	2.50	3.88	3/4-16 UNF	1.45
10,000	—	1.20 x 0.75 DP	2.46	9.00	4.00	0.75	2.00	5.25	—	1.62
kg/mm										
1,134.0	13.5	1.20 x 0.75 DP	47.8	203.2	101.6	19.1	63.5	98.6	3/4-16 UNF	31.8
2,268.0	13.5	1.20 x 0.75 DP	47.8	203.2	101.6	19.1	63.5	98.6	3/4-16 UNF	36.8
4,535.9	—	1.20 x 0.75 DP	62.5	228.6	101.6	19.1	50.8	133.4	—	41.1

Order Information

Load Rating	Part#	Est. Weight	Price
2,500 lb*	34482	6 lb	\$600.00
2,500 lb	116053	6 lb	\$600.00
5,000 lb	116054	6 lb	\$700.00
10,000 lb*	116055	10 lb	\$700.00
Options			
Load cell button	116084	—	\$9.00

*No threads in load hole



NEW

SINGLE-ENDED BEAM

RL50219SS

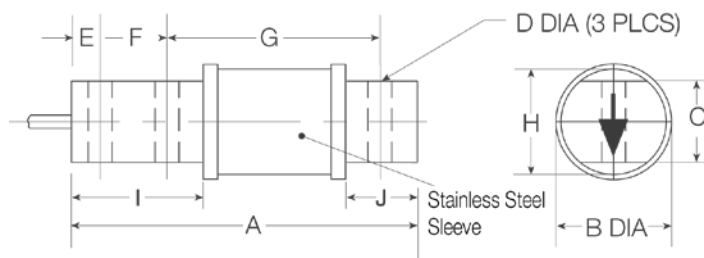
Stainless Steel, Environmentally Sealed, IP65

**Dimensions***Picture is a representation of actual product*

Rated Capacity	A	B	C	D	E	F	G	H	I	J
lb/in										
25-500	2.81	1.30	0.62	0.26	0.25	0.50	1.81	1.00	1.00	0.50
kg/mm										
11.3-226.8	71.4	33.0	15.8	6.6	6.4	12.7	46.0	25.4	25.4	12.7

Order Information

Load Rating		Part#	Est. Weight	Price
25 lb	11.3 kg	194014		\$425.00
50 lb	22.7 kg	194015		\$425.00
75 lb	34.0 kg	194016		\$425.00
100 lb	45.4 kg	194017		\$425.00
150 lb	68.0 kg	194018		\$425.00
250 lb	113.4 kg	194019		\$425.00
500 lb	226.8 kg	194020		\$425.00

**Interchangeable Products**

RICE LAKE WEIGHING SYSTEMS

RL50210 (alloy) —**Weigh Module Available**

RICE LAKE WEIGHING SYSTEMS

RL50219SS-TA —**Specifications****Full Scale Output:**

3.0 mV/V

Output Resistance:

350 (± 3) ohm

Input Resistance:

380-450 ohm

Material/Finish:

Stainless steel

Temperature:Operating range
0°F to 150°F/-18°C to 65°C**Seal Type:**

Environmentally sealed, IP65

Safe Overload:

150% full scale

Rated Excitation:

5-10 VDC

Nonlinearity:

0.03% full scale

Hysteresis:

0.02% full scale

Combined Error:

0.017% full scale

Insulation Resistance:

5,000 megohms

Cable Length:

20 ft (6.1 m)

Cable Color Code:Red +Excitation
Black -Excitation
Green +Signal
White -Signal**Warranty:**

Two-year limited warranty

Interchangeable Products

RICE LAKE WEIGHING SYSTEMS

RL50219SS

VPG SENSORTRONICS®

60040

ARTECH®

50210

VPG REVERE®

5503**Weigh Module Available**

RICE LAKE WEIGHING SYSTEMS

RL50210 TA**Specifications****Full Scale Output:**

3.0 mV/V

Output Resistance:

349-355 ohm

Input Resistance:

360-450 ohm

Material/Finish:

High-alloy steel, nickel plated

Temperature:

Operating range

0°F to 150°F/-18°C to 65°C

Seal Type:

Environmentally sealed with neoprene sleeve, IP65

Safe Overload:

150% full scale

Rated Excitation:

5-10 VDC (15 V maximum)

Nonlinearity:

0.03% full scale

Hysteresis:

0.02% full scale

Insulation Resistance:

5,000 megohms

Deflection at Capacity:

25 lb-50 lb=0.008 in (0.20 mm)

100 lb=0.010 in (0.25 mm)

150 lb=0.012 in (0.30 mm)

250 lb=0.016 in (0.41 mm)

500 lb=0.025 in (0.64 mm)

Cable Length:

20 ft (6.1 m)

Cable Diameter:

0.200 polyurethane jacket

Cable Color Code:

Red +Excitation

Black -Excitation

Green +Signal

White -Signal

Warranty:

Two-year limited warranty

Approvals:

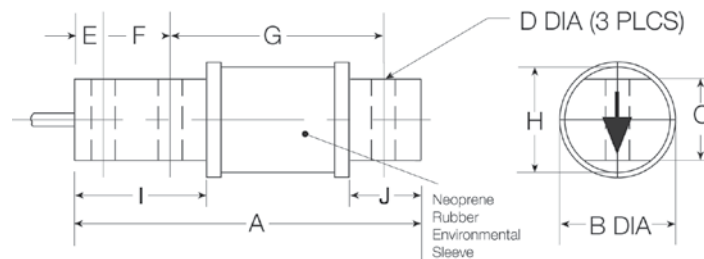
cFMus

**APPROVALS****Dimensions***Picture is a representation of actual product*

Rated Capacity	A	B	C	D	E	F	G	H	I	J
lb/in										
25-500	2.81	1.30	0.62	0.26	0.25	0.50	1.81	1.00	1.00	0.50
kg/mm										
11.3-226.8	71.4	33.0	15.8	6.6	6.4	12.7	46.0	25.4	25.4	12.7

Order Information

Load Rating	Part#	Est. Weight	Price
25 lb	17385	2 lb	\$245.00
50 lb	17380	2 lb	\$245.00
100 lb	17381	2 lb	\$245.00
150 lb	17382	2 lb	\$245.00
250 lb	17383	2 lb	\$245.00
500 lb	17384	2 lb	\$245.00



SINGLE-ENDED BEAM

RL60040SST

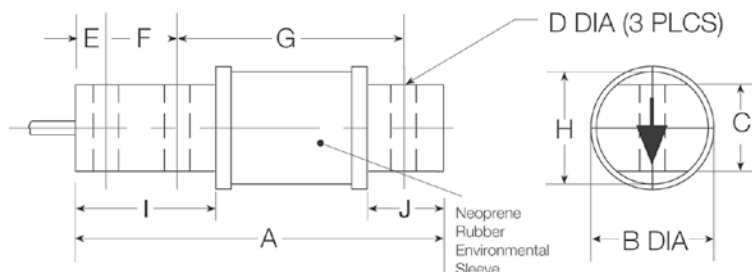
Stainless Steel, Environmentally Sealed, IP65

**Dimensions***Picture is a representation of actual product*

Rated Capacity	A	B	C	D	E	F	G	H	I	J
lb/in										
25-500	2.81	1.30	0.62	0.26	0.25	0.50	1.81	1.00	1.00	0.50
kg/mm										
11.3-226.8	71.4	33.0	15.8	6.6	6.4	12.7	46.0	25.4	25.4	12.7

Order Information

Load Rating		Part#	Est. Weight	Price
25 lb	11.3 kg	101972	3 lb	\$425.00
50 lb	22.7 kg	101973	3 lb	\$425.00
100 lb	45.4 kg	101975	3 lb	\$425.00
150 lb	68.0 kg	101976	3 lb	\$425.00
250 lb	113.4 kg	101977	3 lb	\$425.00
500 lb	226.8 kg	101978	3 lb	\$425.00

**Interchangeable Products**

RICE LAKE WEIGHING SYSTEMS

RL50219SS

VPG SENSORTRONICS®*

60040

ARTECH®*

50210

VPG REVERE®*

5503**Weigh Module Available**

RICE LAKE WEIGHING SYSTEMS

RL50210 TA

*Alloy steel

Specifications**Full Scale Output:**

3.0 mV/V

Output Resistance:

349-355 ohm

Input Resistance:

380-450 ohm

Material/Finish:

Stainless steel

Temperature:Operating range
0°F to 150°F/-18°C to 65°C**Seal Type:**

Environmentally sealed with neoprene sleeve, IP65

Safe Overload:

150% full scale

Rated Excitation:

5-10 VDC (15 V maximum)

Nonlinearity:

0.03% full scale

Hysteresis:

0.02% full scale

Insulation Resistance:

5,000 megohms

Deflection at Capacity:25 lb-50 lb=0.008 in (0.20 mm)
100 lb=0.010 in (0.25 mm)
150 lb=0.012 in (0.3 mm)
250 lb=0.016 in (0.41 mm)
500 lb=0.025 in (0.64 mm)**Cable Length:**

20 ft (6.1 m)

Cable Diameter:

0.200 polyurethane jacket

Cable Color Code:Red +Excitation
Black -Excitation
Green +Signal
White -Signal**Warranty:**

Two-year limited warranty

Interchangeable Products

HBM®
BBS
VPG SENSORTRONICS®
65087
FAIRBANKS®
3-481XX-1
FAIRBANKS
3-48660-1
ARTECH®
40310

Specifications**Full Scale Output:**

2.0 mV/V

Bridge Resistance:

50lb-1,000lb/750 ohm, nominal
2,500 lb/347 ohm, nominal

Material/Finish:

High-alloy steel, nickel plated

Temperature:

Operating range
0°F to 150°F/-18°C to 65°C

Seal Type:

Environmentally sealed with neoprene sleeve, IP65

Safe Overload:

150% full scale

Rated Excitation:

5-10 VDC (15 V maximum)

Deflection at Capacity:

50 lb=0.015 in (0.38 mm)
100 lb=0.005 in (0.64 mm)
200 lb-250 lb=0.030 in (0.76 mm)
500 lb=0.020 in (0.51 mm)
1,000 lb=0.040 in (1.02 mm)
2,500 lb=0.120 in (3.05 mm)

Nonlinearity:

0.03% Full scale

Hysteresis:

0.02% Full scale

Insulation Resistance:

5,000 megohms

Cable Length:

10 ft (3.1 m)

Cable Diameter:

0.200 polyurethane jacket

Cable Color Code:

Green +Excitation
Black -Excitation
White +Signal
Red -Signal

Warranty:

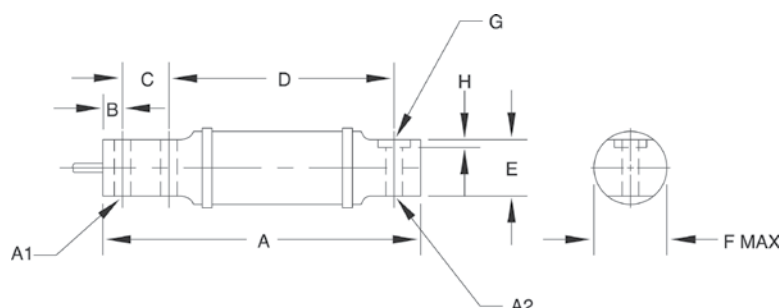
Two-year limited warranty

Dimensions*Picture is a representation of actual product*

Rated Capacity	A	A1	A2	B	C	D	E	F	G	H
lb/in										
50-100	6.00	0.31	0.31	0.38	0.88	4.25	1.06	1.41	—	—
200-1,000	6.62	0.52	0.52	0.50	1.12	4.25	1.06	1.41	—	—
2,500	11.38	0.53	0.62	0.50	1.75	8.25	1.25	2.19	1.19	0.12
kg/mm										
22.7-45.4	52.4	7.9	7.9	9.7	22.4	108.0	26.9	35.8	—	—
90.7-453.6	168.2	13.2	13.2	12.7	28.5	108.0	26.9	35.8	—	—
1,134.0	289.1	13.5	15.8	12.7	44.5	209.6	31.8	55.6	30.3	3.00

Order Information

Load Rating		Part#	Est. Weight	Price
50 lb	22.7 kg	17395	3 lb	\$395.00
100 lb	45.4 kg	17343	3 lb	\$395.00
200 lb	90.7 kg	17396	3 lb	\$395.00
250 lb	113.4 kg	17397	3 lb	\$395.00
500 lb	226.8 kg	17398	3 lb	\$395.00
1,000 lb	453.6 kg	17344	3 lb	\$395.00
2,500 lb	1,134.0 kg	17345	9 lb	\$625.00



RLHBB

Stainless Steel, Hermetically Sealed, NTEP Certified 1:4,000 Class III Single Cell 1:5,000 Class III
Multiple Cell, OIML C3, IP68

**DISCONTINUED
LIMITED STOCK
AVAILABLE**

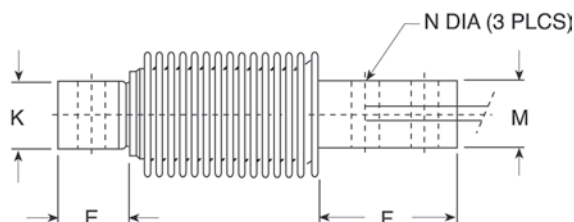
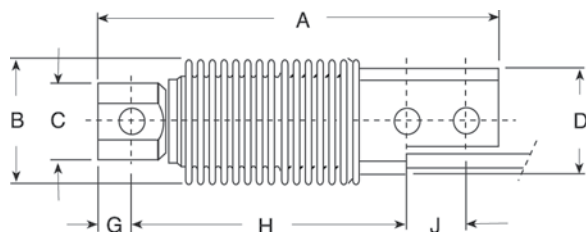
**APPROVALS****Dimensions**

Picture is a representation of actual product

Rated Capacity	A	B	C	D	E	F	G	H	J	K	M	N
kg/mm												
5-500	120.0	40.0	23.0	32.0	20.5	45.5	10.0	82.0	18.0	20.0	20.0	8.20
lb/in												
11.0-1,102.3	4.72	1.61	0.91	1.26	0.81	1.79	0.39	3.23	0.71	0.79	0.79	0.32

Order Information

Load Rating	Part#	Est. Weight	Price
NTEP Certified			
5 kg	41113	2 lb	\$525.00
10 kg	41114	2 lb	\$525.00
20 kg	41115	2 lb	\$525.00
50 kg	41116	2 lb	\$525.00
100 kg	41117	2 lb	\$525.00
200 kg	41118	2 lb	\$525.00
250 kg	41119	2 lb	\$525.00
500 kg	41120	2 lb	\$525.00
OIML			
5 kg	32678	2 lb	\$525.00
10 kg	32677	2 lb	\$525.00
20 kg	31259	2 lb	\$525.00
50 kg	31260	2 lb	\$525.00
100 kg	31261	2 lb	\$525.00
200 kg	31262	2 lb	\$525.00
250 kg	31263	2 lb	\$525.00

**Interchangeable Products**

RICE LAKE WEIGHING SYSTEMS

RL9018SS

HBM®

Z6 (non-NTEP)

VPG REVERE®

SHB

VPG TEDEA-HUNTLEIGH®

355

VPG CELTRON®

HBB*

CARDINAL®

CB6**

METTLER-TOLEDO®

MTB Model 777

* Non-NTEP Certified, not FM approved

** Not interchangeable with 500 kg

Weigh Module Available

RICE LAKE WEIGHING SYSTEMS

RL1700HE Series

Specifications**Full Scale Output:**

2.0 mV/V

Output Resistance:

355 (± 5) ohm

Input Resistance:

380 (± 10) ohm

Material/Finish:

Stainless steel

Temperature:

Compensated range:

14°F to 104°F/-10°C to 40°C

Operating range:

0°F to 150°F/-18°C to 65°C

Seal Type:

Hermetically sealed, IP68

Safe Overload:

150% full scale

Rated Excitation:

5-10 VDC (15V maximum)

Combined Error:

0.02% full scale

Insulation Resistance:

2,000 megohms

Deflection at Capacity:

5 kg-500 kg=0.4 mm (0.015 in)

Cable Length:

3 m (9.8 ft)

Cable Diameter:

0.220 polyurethane jacket

Cable Color Code:

Blue +Excitation

Black -Excitation

White +Signal

Red -Signal

Green +Sense

Grey -Sense

Warranty:

Two-year limited warranty

Approvals:

cFMus

NTEP

OIML

Stainless Steel, Environmentally Sealed, NTEP Certified 1:5,000 Class III Multiple Cell, Potted, IP67

Interchangeable Products

AVERY WEIGH TRONIX®

Weigh Bar —

Specifications

Full Scale Output:

2.0 ± 0.1% mV/V

Output Resistance:

350 (± 3) ohm

Input Resistance:

385 (± 10) ohm

Material/Finish:

Stainless steel

Temperature:

Compensated range
14°F to 104°F/-10°C to 40°C
Operating range
0°F to 150°F/-18°C to 65°C

Seal Type:

Environmentally sealed, IP67

Safe Overload:

150% full scale

Safe Sideload:

100% full scale

Rated Excitation:

5-10 VDC

Combined Error:

0.02% full scale

Non-Repeatability:

± 0.01% full scale

Insulation Resistance:

5,000 megaohms

Cable Length:

20 ft (6.1 m)

Cable Diameter:

0.190 polyurethane jacket

Cable Color Code:

Green +Excitation
Black -Excitation
White +Signal
Red -Signal

Warranty:

Two-year limited warranty

Approvals:

NTEP



APPROVALS



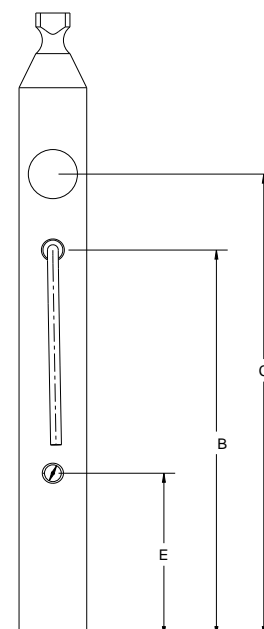
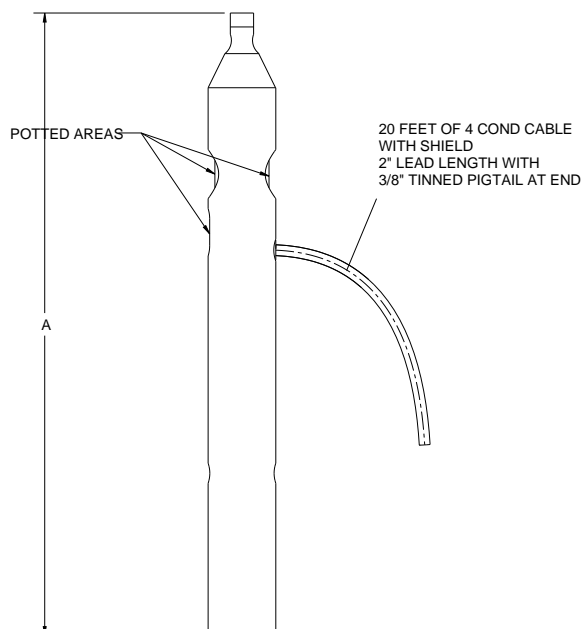
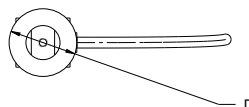
Dimensions

Picture is a representation of actual product

Rated Capacity	A	B	C	D	E
lb/in					
1,250	11.50	7.12	8.52	1.25	3.0
2,500	11.50	8.5	8.4	1.62	3.0
5,000	10.9	5.5	7.4	2.0	3.0
10,000	12.6	5.9	8.0	2.5	3.0
kg/mm					
566.99	292.1	180.9	216.5	31.8	76.2
1,134.0	292.1	215.3	212.9	41.1	76.2
2,268.0	276.9	138.8	187.5	50.8	76.2
4,535.9	320.5	149.6	203.2	63.5	76.2

Order Information

Load Rating		Part#	Est. Weight	Price
1,250 lb	566.99 kg	119788	5 lb	\$695.00
2,500 lb	1,134.0 kg	119789	7 lb	\$695.00
5,000 lb	2,268.0 kg	119790	9 lb	\$795.00
10,000 lb	4,535.9 kg	119791	17 lb	\$895.00



SINGLE-ENDED BEAM

RL32011WB-T

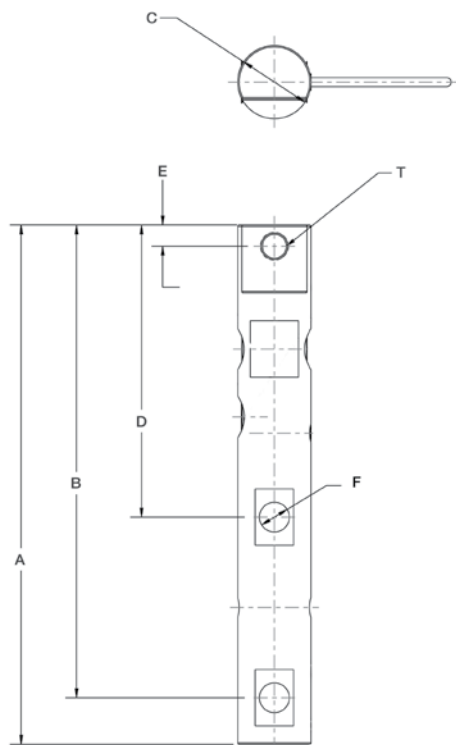
Stainless Steel, Environmentally Sealed, NTEP Certified 1:5,000 Class III Multiple Cell, Potted, IP67

**APPROVALS****Dimensions***Picture is a representation of actual product*

Rated Capacity	A	B	C	D	E	F	T
lb/in							
1,250	11.50	10.47	1.25	6.47	0.47	0.53	1/2-13UNC
2,500	11.50	10.47	1.62	6.47	0.47	0.66	5/8-11 UNC
kg/mm							
566.99	292.1	265.9	31.75	164.3	24.6	13.46	—
1,134.0	292.1	265.9	41.14	164.3	24.6	16.76	—

Order Information

Load Rating		Part #	Est. Weight	Price
1,250 lb	566.99 kg	119796	3 lb	\$495.00
2,500 lb	1,134.0 kg	119797	3 lb	\$495.00

**Interchangeable Products**

AVERY WEIGH TRONIX®

Weigh Bar**Specifications****Full Scale Output:**

2.0 (± 0.1%) mV/V

Output Resistance:

350 (± 3) ohm

Input Resistance:

385 (± 10) ohm

Material/Finish:

Stainless steel

Temperature:

Compensated range

14°F to 104°F/-10°C to 40°C

Operating range

0°F to 150°F/-18°C to 65°C

Seal Type:

Environmentally sealed, IP67

Safe Overload:

150% full scale

Safe Sideload:

100% full scale

Rated Excitation:

5-10 VDC

Combined Error:

0.02% full scale

Non-Repeatability:

± 0.01% full scale

Insulation Resistance:

5,000 megaohms

Cable Length:

20 ft (6.1 m)

Cable Diameter:

0.190 polyurethane jacket

Cable Color Code:

Green +Excitation

Black -Excitation

White +Signal

Red -Signal

Warranty:

Two-year limited warranty

Approvals:

NTEP

Interchangeable Products

VPG REVERE®*

5103*

VPG CELTRON®

CSB

ARTECH®

70210

METTLER-TOLEDO®

SLD 430

*Conduit adapter optional

Weigh Module Available

RICE LAKE WEIGHING SYSTEMS

EZ Mount 1

Specifications

Full Scale Output:

3.0 mV/V

Output Resistance:

700 (± 5) ohm

Input Resistance:

770 (± 10) ohm

Material/Finish:

High-alloy steel, nickel plated

Temperature:

Compensated range

14°F to 104°F/-10°C to 40°C

Operating range

0°F to 150°F/-18°C to 65°C

Seal Type:

Environmentally sealed, IP67

Safe Overload:

150% full scale

Safe Sideload:

100% full scale

Rated Excitation:

5-10 VDC (15 V maximum)

Combined Error:

0.02% full scale

Insulation Resistance:

5,000 megohms

Deflection at Capacity:

5,000 lb=0.02 in (0.5 mm)

10,000 lb=0.025 in (0.6 mm)

20,000 lb=0.042 in (1.1 mm)

30,000-50,000 lb=0.02 in (0.5 mm)

60,000 lb=0.025 in (0.6 mm)

100,000 lb=0.02 in (0.5 mm)

Cable Length:

30 ft (9.1 m)

Cable Diameter:

Polyurethane jacket

5,000 lb-20,000 lb=0.200

30,000 lb-250,000 lb=0.305

Cable Color Code:

Red +Excitation

Black -Excitation

Green +Signal

White -Signal

Warranty:

Two-year limited warranty

Approvals:

cFMus

NTEP

APPROVALS



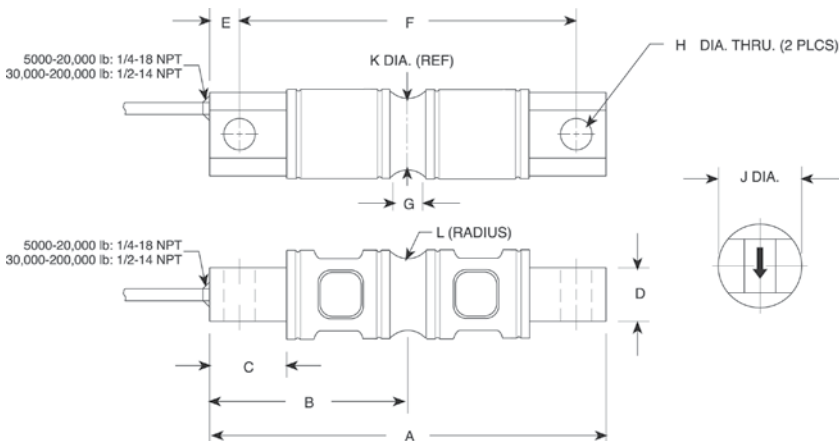
Dimensions

Picture is a representation of actual product

Rated Capacity	A	B	C	D	E	F	G	H	J	K	L
lb/in											
5,000-10,000	8.12	4.06	1.44	1.12	0.62	6.88	0.62	0.66	1.70	1.48	0.50
20,000	8.12	4.06	1.44	1.12	0.62	6.88	0.84	0.66	1.95	1.48	0.50
30,000-60,000	10.25	5.12	1.88	2.37	0.88	8.50	1.00	1.06	3.20	2.73	1.00
100,000	11.25	5.62	1.88	2.50	0.88	9.50	1.00	1.06	3.50	3.24	1.50
150,000	11.25	5.62	1.88	2.80	0.88	9.50	1.25	1.06	3.90	3.64	1.50
200,000-250,000	16.10	8.05	3.05	4.60	1.55	13.00	1.30	1.56	5.38	5.17	2.00
kg/mm											
2,268.0-4,535.9	206.3	103.1	36.6	28.5	15.8	174.8	15.8	16.8	55.9	37.6	12.7
9,071.9	206.3	103.1	36.6	28.5	21.3	174.8	21.3	16.8	52.8	37.6	12.7
13,607.8-27,215.6	260.4	130.1	47.8	60.2	22.4	215.9	25.4	26.9	81.3	69.3	25.4
45,359.4	285.8	142.8	47.8	63.5	22.4	241.3	25.4	26.9	88.9	82.3	25.4
68,038.8	285.8	142.8	47.8	71.1	22.4	241.3	31.8	26.9	99.1	92.5	38.1
90,718.5-113,398	409.0	204.5	77.5	116.8	39.4	330.2	33.0	39.6	136.7	131.3	50.8

Order Information

Load Rating	Part #	Est. Weight	Price
NTEP Certified			
5,000 lb	36263	5 lb	\$655.00
10,000 lb	36264	6 lb	\$655.00
20,000 lb	36265	7 lb	\$655.00
30,000 lb	36266	18 lb	\$755.00
40,000 lb	36267	18 lb	\$755.00
50,000 lb	36268	18 lb	\$755.00
60,000 lb	36269	18 lb	\$755.00
100,000 lb	36270	28 lb	\$1,475.00
150,000 lb	36976	34 lb	\$1,475.00
200,000 lb	36977	90 lb	\$2,775.00
Non-NTEP Certified			
250,000 lb	36978	93 lb	\$2,775.00



RL7000SS

Stainless Steel, Environmentally Sealed, NTEP Certified 1:5,000 Class III/1:10,000 IIIL Multiple Cell, IP67

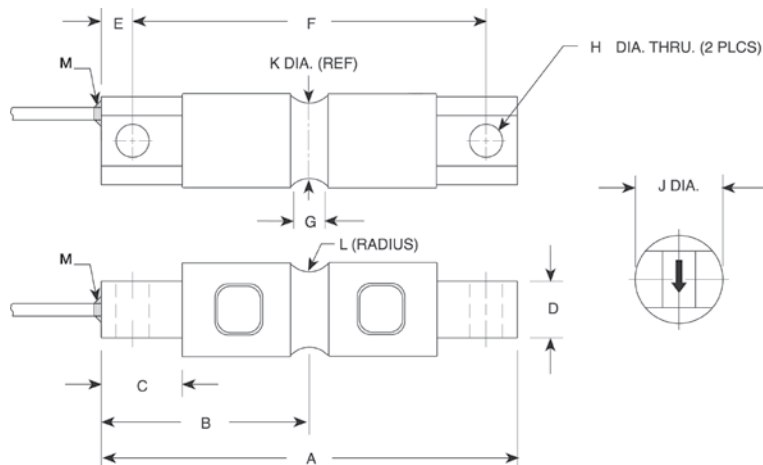
**APPROVALS****Dimensions**

Picture is a representation of actual product

Rated Capacity	A	B	C	D	E	F	G	H	J	K	L	M
lb/in												
5,000-10,000	8.12	4.06	1.44	1.12	0.62	6.88	0.62	0.66	1.70	1.48	0.50	1/4-18 NPT
20,000	8.12	4.06	1.44	1.12	0.62	6.88	0.84	0.66	1.95	1.48	0.50	1/4-18 NPT
30,000-60,000	10.25	5.12	1.88	2.37	0.88	8.50	1.00	1.06	3.20	2.73	1.00	1/2-14 NPT
100,000	11.25	5.62	1.88	2.50	0.88	9.50	1.00	1.06	3.50	3.24	1.50	1/2-14 NPT
150,000	11.25	5.62	1.88	2.80	0.88	9.50	1.25	1.06	3.90	3.64	1.50	1/2-14 NPT
kg/mm												
2,268.0-4,535.9	206.3	103.1	36.6	28.5	15.8	174.8	15.8	16.8	43.2	37.6	12.7	1/4-18 NPT
9,071.9	206.3	103.1	36.6	28.5	15.8	174.8	21.3	16.8	49.5	37.6	12.7	1/4-18 NPT
13,607.8-27,215.6	260.4	130.1	47.8	60.2	22.4	215.9	25.4	26.9	81.3	69.3	25.4	1/2-14 NPT
45,359.4	285.8	142.8	47.8	63.5	22.4	241.3	25.4	26.9	88.9	82.3	38.1	1/2-14 NPT
68,038.9	285.8	142.8	47.8	71.1	22.4	241.3	31.8	26.9	99.1	92.5	38.1	1/2-14 NPT

Order Information

Load Rating		Part#	Est. Weight	Price
NTEP Certified				
10,000 lb	4,535.9 kg	30432	5 lb	\$775.00
20,000 lb	9,071.9 kg	30433	6 lb	\$775.00
30,000 lb	13,607.8 kg	30434	22 lb	\$850.00
40,000 lb	18,143.7 kg	30435	22 lb	\$850.00
50,000 lb	22,679.6 kg	30436	22 lb	\$950.00
60,000 lb	27,215.5 kg	30437	22 lb	\$950.00
100,000 lb	45,359.2 kg	30444	30 lb	\$1,850.00
Non-NTEP Certified				
5,000 lb	2,268.0 kg	30431	5 lb	\$725.00
150,000 lb	68,038.9 kg	30445	30 lb	\$1,850.00

**Interchangeable Products**

RICE LAKE WEIGHING SYSTEMS

RL72019SS

VPG REVERE®

9103

METTLER TOLEDO®

SLD-530**Weigh Module Available**

RICE LAKE WEIGHING SYSTEMS

EZ Mount 1**Specifications****Full Scale Output:**

3.0 mV/V

Output Resistance:

700 (± 7) ohm

Input Resistance:

700 (± 7) ohm

Material/Finish:

Stainless steel

Temperature:

Compensated range

0°F to 150°F/-18°C to 65°C

Operating range

0°F to 150°F/-18°C to 65°C

Seal Type:

Environmentally sealed, IP67

Safe Overload:

150% full scale

Safe Sideload:

100% full scale

Rated Excitation:

5-10 V AC/DC (15 V max)

Non-repeatability:

0.02% full scale

Combined Error:

0.3% full scale

Insulation Resistance:

5,000 megohms

Deflection at Capacity:

5,000 lb=0.02 in (0.5 mm)
 10,000 lb=0.025 in (.6 mm)
 20,000 lb=0.042 in (1.1 mm)
 30,000 lb-50,000 lb=0.02 in (0.5 mm)
 60,000 lb=0.025 in (0.6 mm)
 100,000-150,000 lb=0.02 in (0.5 mm)

Cable Length:

30 ft (9.1 m)

Cable Diameter:

0.295 polyurethane jacket

Cable Color Code:

Red +Excitation
 Black -Excitation
 Green +Signal
 White -Signal

Warranty:

Two-year limited warranty

Approvals:

cFMus

NTEP Except 5,000 lb and 150,000 lb

Interchangeable Products

RICE LAKE WEIGHING SYSTEMS

RL70000SS

VPG REVERE®

9103

Weigh Module Available

RICE LAKE WEIGHING SYSTEMS

EZ Mount 1 SS

Specifications

Full Scale Output:

3.0 mV/V

Output Resistance:

700 (± 5) ohm

Input Resistance:

780 (± 10) ohm

Material/Finish:

Stainless steel

Temperature:

Operating range:
0°F to 150°F/-18°C to 65°C

Seal Type:

Hermetically sealed, IP68

Safe Overload:

150% full scale

Rated Excitation:

5-10 VDC

Nonlinearity:

0.03% full scale

Hysteresis:

0.5% full scale

Insulation Resistance:

5,000 megohms

Cable Length:

25 ft (7.6 m)

Cable Color Code:

Red +Excitation
Black -Excitation
Green +Signal
White -Signal

Warranty:

Two-year limited warranty

Approvals:

cFMus

APPROVALS



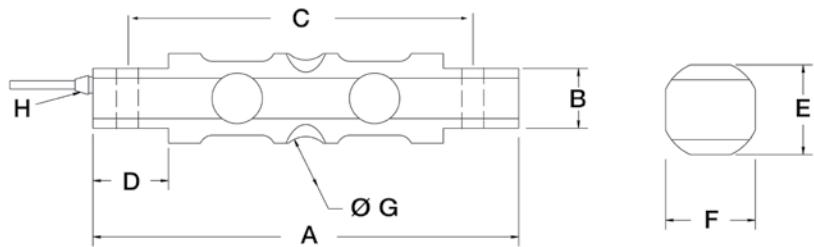
Dimensions

Picture is a representation of actual product

Rated Capacity	A	B	C	D	E	F	ØG	H
lb/in								
5,000-20,000	8.12	1.14	6.88	1.44	1.71	1.71	1.00	1/4-18 NPT
30,000-60,000	10.25	2.38	8.50	1.88	3.03	3.03	2.00	1/2-14 NPT
kg/mm								
2,268.0-9,071.9	206.2	28.9	174.7	36.5	43.43	43.43	25.4	1/4-18 NPT
13,607.8-27,215.5	260.3	60.4	215.9	47.7	76.96	76.96	50.8	1/2-14 NPT

Order Information

Load Rating		Part#	Est. Weight	Price
5,000 lb	2,268.0 kg	194021	5 lb	\$1,095.00
10,000 lb	4,535.9 kg	194022	5 lb	\$1,095.00
20,000 lb	9,071.9 kg	194023	5 lb	\$1,095.00
30,000 lb	13,607.8 kg	194024	20 lb	\$1,495.00
40,000 lb	18,143.7 kg	194025	20 lb	\$1,495.00
50,000 lb	22,679.6 kg	194026	20 lb	\$1,495.00
60,000 lb	27,215.5 kg	194027	20 lb	\$1,495.00



DOUBLE-ENDED BEAM

RL72010MH

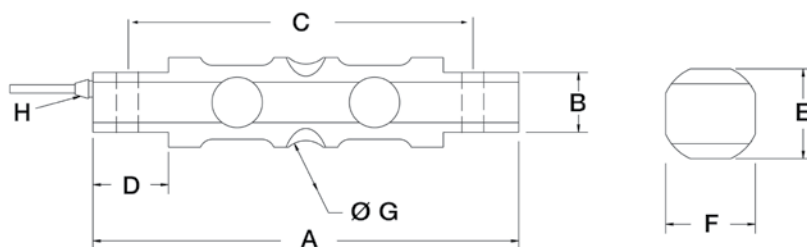
Stainless Steel, Hermetically Sealed, IP68

**DISCONTINUED
LIMITED STOCK
AVAILABLE****APPROVALS****Dimensions***Picture is a representation of actual product*

Rated Capacity	A	B	C	D	E	F	ØG	H
lb/in								
5,000-20,000	8.12	1.14	6.88	1.44	1.71	1.71	1.00	1/4-18 NPT
30,000-60,000	10.25	2.38	8.50	1.88	3.03	3.03	2.00	1/2-14 NPT
kg/mm								
2,268.0-9,071.9	206.2	28.9	174.7	36.5	43.43	43.43	25.4	1/4-18 NPT
13,607.8-27,215.5	260.3	60.4	215.9	47.7	76.96	76.96	50.8	1/2-14 NPT

Order Information

Load Rating		Part #	Est. Weight	Price
5,000 lb	2,268.0 kg	118462	5 lb	\$1,195.00
10,000 lb	4,535.9 kg	118463	5 lb	\$1,195.00
20,000 lb	9,071.9 kg	118464	5 lb	\$1,195.00
30,000 lb	13,607.8 kg	118465	20 lb	\$1,595.00
40,000 lb	18,143.7 kg	118466	20 lb	\$1,595.00
50,000 lb	22,679.6 kg	118467	20 lb	\$1,595.00
60,000 lb	27,215.5 kg	118468	20 lb	\$1,595.00

**Interchangeable Products**

RICE LAKE WEIGHING SYSTEMS

RL72019SS —

RICE LAKE WEIGHING SYSTEMS

RL70000SS —

VPG REVERE®

9103 —**Weigh Module Available**

RICE LAKE WEIGHING SYSTEMS

EZ Mount 1 —**Specifications****Full Scale Output:**

3.0 mV/V, nominal

Output Resistance:

700 ±5 ohm

Input Resistance:

780 ±10 ohm

Material/Finish:

Stainless steel

Temperature:

Operating range

0°F to 150°F/-18°C to 65°C

Seal Type:

Hermetically sealed, IP68

Safe Overload:

150% full scale

Sideload:

100% full scale

Non Linearity:

0.03% full scale

Hysteresis:

0.05% full scale

Rated Excitation:

5-15 VDC

Insulation Resistance:

5,000 megohms

Cable Length:

25 ft (7.6 m)

Cable Diameter:

0.190 polyurethane jacket

Cable Color Code:

Red +Excitation
 Black -Excitation
 Green +Signal
 White -Signal
 Orange Shield

Warranty:

Two-year limited warranty

Approvals:

FM

Interchangeable Products

VPG CELTRON®

DSR.....—

VPG SENSORTRONICS®

65016.....—

VPG REVERE®

5203.....—**Weigh Module Available**

RICE LAKE WEIGHING SYSTEMS

RL1600 Series.....—**APPROVALS****Specifications****Full Scale Output:**

3.0 mV/V

Output Resistance:

700 (± 5) ohm

Input Resistance:

770 (± 10) ohm

Material/Finish:

High-alloy steel, nickel plated

Temperature:Operating range
0°F to 150°F/-18°C to 65°C**Seal Type:**

Environmentally sealed, IP67

Safe Overload:

150% full scale

Safe Sideload:

100% full scale

Rated Excitation:

5-10 VDC (15 V maximum)

Nonlinearity:

0.03% full scale

Hysteresis:

0.02% full scale

Deflection at Capacity:

1,000 lb-3,000 lb=0.01 in (0.3 mm)
 5,000 lb=0.015 in (0.4 mm)
 10,000-20,000 lb=0.022 in (0.6 mm)
 25,000 lb=0.036 in (0.9 mm)
 50,000 lb=0.052 in (1.3 mm)
 75,000 lb=0.07 in (1.8 mm)

Insulation Resistance:

5,000 megohms

Cable Length:

25 ft (7.6 m)

Cable Diameter:

1,000 lb-25,000 lb=0.200 polyurethane jacket
 50,000 lb-75,000 lb=0.305 polyurethane jacket

Cable Color Code:

Red +Excitation
 Black -Excitation
 Green +Signal
 White -Signal

Warranty:

Two-year limited warranty

Approvals:

cFMus

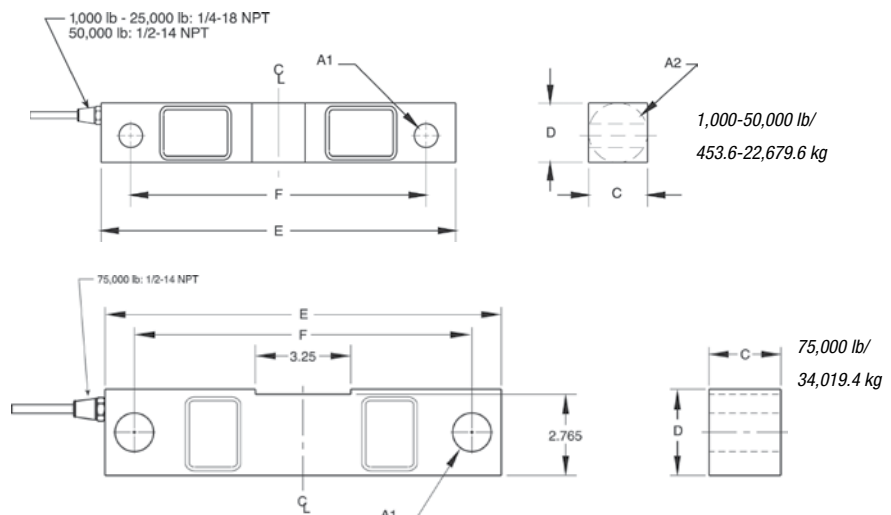
Dimensions*Picture is a representation of actual product*

Rated Capacity	A1	A2	C	D	E	F
lb/in						
1,000-5,000	0.50	1.25	1.25	1.25	7.50	6.25
10,000-25,000	0.81	1.99	1.44	1.94	8.75	7.50
50,000	1.31	3.00	2.44	2.94	13.50	11.50
75,000	1.31	—	2.44	2.94	13.50	11.50
kg/mm						
453.6-2,268.0	12.7	31.8	31.8	31.8	190.5	158.8
4,535.9-11,339.8	20.6	50.8	36.6	49.3	222.3	190.5
22,679.6	33.3	76.2	62.0	74.7	342.9	292.1
34,019.4	33.3	—	62.0	74.7	342.9	292.1

Order Information

Load Rating		Part #	Est. Weight	Price
1,000 lb	453.6 kg	17300	4 lb	\$525.00
1,500 lb	680.4 kg	17302	4 lb	\$525.00
2,000 lb	907.2 kg	17304	4 lb	\$525.00
2,500 lb	1,134.0 kg	17306	4 lb	\$525.00
3,000 lb	1,360.8 kg	17308	4 lb	\$525.00
5,000 lb	2,268.0 kg	17309	4 lb	\$525.00
10,000 lb	4,535.9 kg	17311	7 lb	\$600.00
15,000 lb	6,803.9 kg	17313	7 lb	\$600.00
20,000 lb	9,071.9 kg	17315	7 lb	\$600.00
25,000 lb	11,339.8 kg	17317	7 lb	\$600.00
50,000 lb	22,679.6 kg	17319	25 lb	\$925.00
75,000 lb*	34,019.4 kg	25357	25 lb	\$925.00

*75,000 lb capacity has a square center



NEW

DOUBLE-ENDED BEAM

RL75016 Painted

Alloy Steel, Environmentally Sealed, IP67



APPROVALS



Dimensions

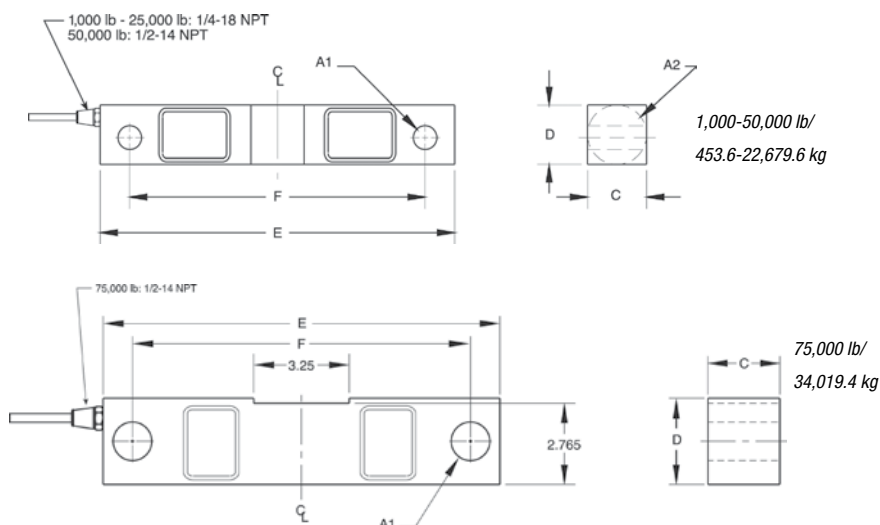
Picture is a representation of actual product

Rated Capacity	A1	A2	C	D	E	F
lb/in						
1,000-5,000	0.50	1.25	1.25	1.25	7.50	6.25
10,000-25,000	0.81	1.99	1.44	1.94	8.75	7.50
50,000	1.31	3.00	2.44	2.94	13.50	11.50
75,000	1.31	—	2.44	2.94	13.50	11.50
kg/mm						
453.6-2,268.0	12.7	31.8	31.8	31.8	190.5	158.8
4,535.9-11,339.8	20.6	50.8	36.6	49.3	222.3	190.5
22,679.6	33.3	76.2	62.0	74.7	342.9	292.1
34,019.4	33.3	—	62.0	74.7	342.9	292.1

Order Information

Load Rating		Part#	Est. Weight	Price
1,000 lb	453.6 kg	187058	4 lb	\$550.00
1,500 lb	680.4 kg	187059	4 lb	\$550.00
2,000 lb	907.2 kg	187060	4 lb	\$550.00
2,500 lb	1,134.0 kg	187061	4 lb	\$550.00
3,000 lb	1,360.8 kg	187062	4 lb	\$550.00
5,000 lb	2,268.0 kg	187063	4 lb	\$550.00
10,000 lb	4,535.9 kg	187064	7 lb	\$625.00
15,000 lb	6,803.9 kg	187065	7 lb	\$625.00
20,000 lb	9,071.9 kg	187066	7 lb	\$625.00
25,000 lb	11,339.8 kg	187067	7 lb	\$625.00
50,000 lb	22,679.6 kg	187068	25 lb	\$950.00
75,000 lb*	34,019.4 kg	187069	25 lb	\$950.00

*75,000 lb capacity has a square center



Interchangeable Products

RICE LAKE WEIGHING SYSTEMS

RL75016* (Alloy)

VPG CELTRON®

DSR* (Alloy)

VPG SENSORTRONICS®

65016* (Alloy)

Weigh Module Available

RICE LAKE WEIGHING SYSTEMS

RL1600 Series

*Cells are unpainted

Specifications

Full Scale Output:

3.0 mV/V

Output Resistance:

700 (± 5) ohm

Input Resistance:

770 (± 10) ohm

Material/Finish:

High-alloy steel, nickel plated, painted

Temperature:

Operating range
0°F to 150°F/-18°C to 65°C

Seal Type:

Environmentally sealed, IP67

Safe Overload:

150% full scale

Safe Sideload:

100% full scale

Rated Excitation:

5-10 VDC (15 V maximum)

Nonlinearity:

0.03% full scale

Hysteresis:

0.02% full scale

Insulation Resistance:

5,000 megohms

Cable Length:

25 ft (7.6 m)

Cable Color Code:

Red +Excitation
Black -Excitation
Green +Signal
White -Signal

Warranty:

Two-year limited warranty

Approvals:

cFMus

Interchangeable Products

RICE LAKE WEIGHING SYSTEMS

RL75016WHE*

VPG SENSORTRONICS®

65016W

VPG SENSORTRONICS

65016WH*

VPG REVERE®

9203

VPG CELTRON®

DSR-HSS**Hermetically sealed***Weigh Module Available**

SURVIVOR®

RL1600 HE Series**Specifications****Full Scale Output:**

3.0 mV/V

Output Resistance:

700 (± 5) ohm

Input Resistance:

770 (± 10) ohm

Material/Finish:

Stainless steel

Temperature:

Operating range:

0°F to 150°F/-18°C to 65°C

Seal Type:

Environmentally sealed, IP67

Safe Overload:

150% full scale

Safe Sideload:

100% full scale

Rated Excitation:

5-10 VDC (15 V maximum)

Nonlinearity:

0.07% full scale

Hysteresis:

0.02% full scale

Cable Diameter:

1,000 lb-25,000 lb=0.200 polyurethane jacket

50,000 lb-75,000 lb=0.305 polyurethane jacket

Deflection at Capacity:

1,000 lb-3,000 lb=0.01 in (0.3 mm)

5,000 lb=0.015 in (0.4 mm)

10,000 lb-20,000 lb=0.022 in (0.6 mm)

25,000 lb=0.036 in (0.9 mm)

50,000 lb=0.052 in (1.3 mm)

75,000 lb=0.07 in (1.8 mm)

Insulation Resistance:

5,000 megohms

Cable Length:

25 ft (7.6 m)

Cable Color Code:

Red +Excitation

Black -Excitation

Green +Signal

White -Signal

Warranty:

Two-year limited warranty

Approvals:

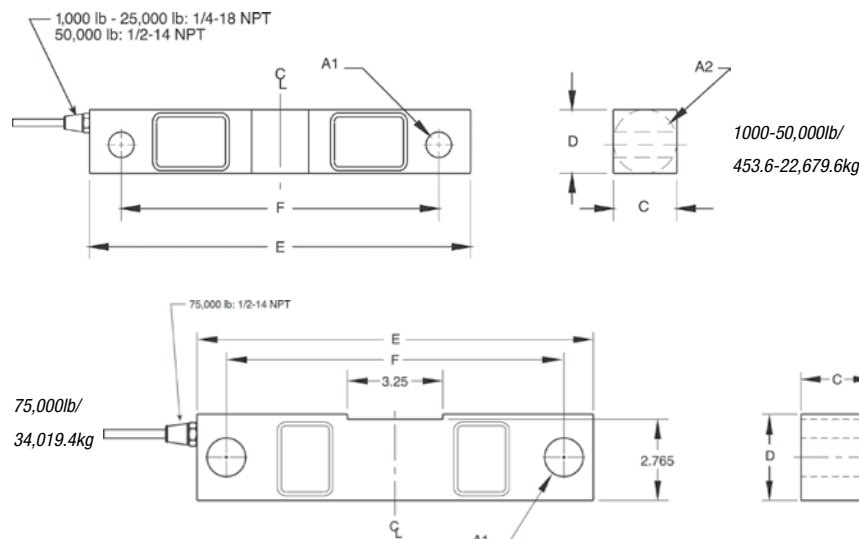
cFMus

APPROVALS**Dimensions***Picture is a representation of actual product*

Rated Capacity	A1	A2	C	D	E	F
lb/in						
1,000-5,000	0.50	1.25	1.25	1.25	7.50	6.25
10,000-25,000	0.81	1.99	1.44	1.94	8.75	7.50
50,000	1.31	3.00	2.44	2.94	13.50	11.50
75,000	1.31	—	2.44	2.94	13.50	11.50
kg/mm						
453.6-2,268.0	12.7	31.8	31.8	31.8	190.5	158.8
4,535.9-11,339.8	20.6	50.8	36.6	49.3	222.3	190.5
22,679.6	33.3	76.2	62.0	74.7	342.9	292.1
34,019.4	33.3	—	62.0	74.7	342.9	292.1

Order Information

Load Rating	Part#	Est. Weight	Price
1,000 lb	17301	4 lb	\$550.00
1,500 lb	17303	4 lb	\$550.00
2,000 lb	17305	4 lb	\$550.00
2,500 lb	17307	4 lb	\$550.00
5,000 lb	17310	4 lb	\$550.00
10,000 lb	17312	7 lb	\$625.00
15,000 lb	17314	7 lb	\$625.00
20,000 lb	17316	7 lb	\$625.00
25,000 lb	17318	7 lb	\$625.00
50,000 lb	17320	25 lb	\$1,225.00
75,000 lb*	25356	27 lb	\$1,225.00

**75,000 lb capacity has a square center*

RL75016SS-W

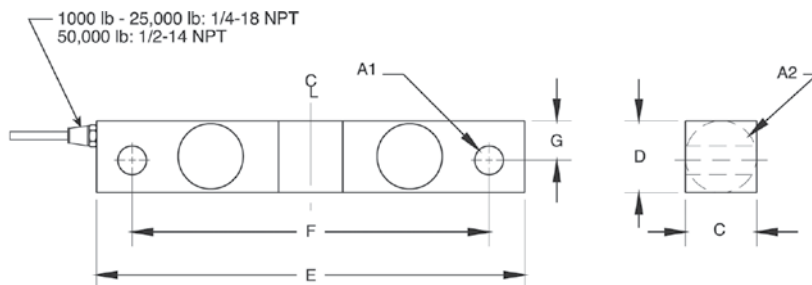
Stainless Steel, Welded Seal, IP67

**Dimensions***Picture is a representation of actual product*

Rated Capacity	A1	A2	C	D	E	F	G
lb/in							
1,000-5,000	0.50	1.25	1.25	1.25	7.50	6.25	0.69
10,000-25,000	0.81	1.99	1.44	1.94	8.75	7.50	0.96
50,000	1.31	3.00	2.44	2.94	13.50	11.50	1.50
kg/mm							
453.6-2,268.0	12.7	31.8	31.8	31.8	190.5	158.8	17.5
4535.9-11,339.8	20.6	50.8	36.6	49.3	222.3	190.5	24.4
22,679.6	33.3	76.2	62.0	74.7	342.9	292.1	38.1

Order Information

Load Rating		Part#	Est. Weight	Price
1,000 lb	453.6 kg	168114	5 lb	\$595.00
5,000 lb	2,268.0 kg	168115	5 lb	\$595.00
10,000 lb	4,535.9 kg	168116	7 lb	\$675.00
15,000 lb	6,803.9 kg	168117	7 lb	\$675.00
20,000 lb	9,071.9 kg	168118	7 lb	\$675.00
25,000 lb	11,339.8 kg	168119	7 lb	\$675.00
50,000 lb	22,679.6 kg	168120	33 lb	\$1,295.00

**Interchangeable Products**

RICE LAKE WEIGHING SYSTEMS

RL75016SS —

RICE LAKE WEIGHING SYSTEMS

RL75016WHE —

VPG CELTRON®

DSR-HSS —**Specifications****Full Scale Output:**

3.0 mV/V

Output Resistance:

700 (± 5) ohm

Input Resistance:

770 (± 10) ohm

Material/Finish:

Stainless steel

Temperature:Operating range
0°F to 150°F/-18°C to 65°C**Seal Type:**

Welded-seal, IP67

Safe Overload:

100% full scale

Rated Excitation:

5-10 VDC (15 V max)

Hysteresis:

0.02% full scale

Linearity:

0.03% full scale

Cable Length:

25 ft (7.6 m)

Cable Color Code:Red +Excitation
Black -Excitation
Green +Signal
White -Signal**Warranty:**

Two-year limited warranty

Interchangeable Products

RICE LAKE WEIGHING SYSTEMS

RL75016SS*

RICE LAKE WEIGHING SYSTEMS

RL75016SS-W*

VPG CELTRON®

DSR-HSS*

VPG SENSORTRONICS®

65016W*

VPG SENSORTRONICS®

65016WH

*Welded seal

Weigh Module Available

RICE LAKE WEIGHING SYSTEMS

RL1600 Series**Specifications****Full Scale Output:**

3.0 mV/V

Output Resistance:

699-707 ohm

Input Resistance:

686-714 ohm

Material/Finish:

Stainless steel

Temperature:

Operating range

0°F to 150°F/-18°C to 65°C

Seal Type:

Hermetically sealed, IP69K

Safe Overload:

150% full scale

Safe Sideload:

100% full scale

Rated Excitation:

5-10 VDC (15 V maximum)

Combined Error:

0.03% full scale

Insulation Resistance:

2,000 megohms

Cable Length:

25ft (7.6m)

Cable Diameter:

0.200 polyurethane jacket

Cable Color Code:

Red +Excitation

Black -Excitation

Green +Signal

White -Signal

Warranty:

Two-year limited warranty

Approvals:

cFMus

Water Proof

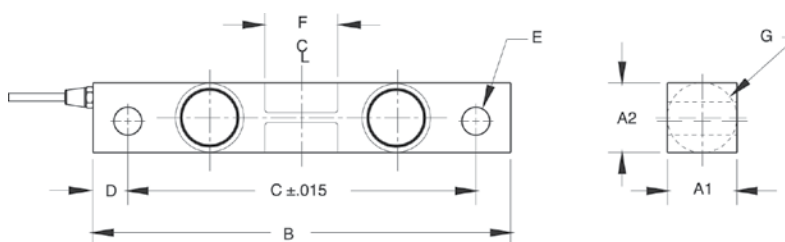
APPROVALS**Dimensions**

Picture is a representation of actual product

Rated Capacity	A1	A2	B	C	D	E	F	G	CONDUIT ADAPTER
lb/in									
1,000-5,000	1.22	1.22	7.50	6.25	0.62	0.50	1.12	1.25	1/2-14 NPT
10,000-25,000	1.44	1.94	8.75	7.50	0.62	0.81	1.62	1.99	1/2-14 NPT
kg/mm									
453.6-2,268.0	31.0	31.0	190.5	158.8	15.7	12.7	28.4	31.8	1/2-14 NPT
4,535.9-11,339.8	36.6	49.3	222.3	190.5	15.7	20.6	41.1	50.5	1/2-14 NPT


Order Information

Load Rating		Part #	Est. Weight	Price
1,000 lb	453.6 kg	67043	4 lb	\$695.00
1,500 lb	680.4 kg	67044	4 lb	\$695.00
2,000 lb	907.2 kg	67045	4 lb	\$695.00
2,500 lb	1,124.0 kg	67046	4 lb	\$695.00
5,000 lb	2,268.0 kg	67047	4 lb	\$695.00
10,000 lb	4,535.9 kg	67048	7 lb	\$785.00
15,000 lb	6,803.9 kg	67049	7 lb	\$785.00
20,000 lb	9,071.8 kg	67050	7 lb	\$785.00
25,000 lb	11,339.8 kg	67051	7 lb	\$785.00



RL75058I

Alloy Steel, Environmentally Sealed, NTEP Certified 1:10,000 Class III Multiple Cell, IP67

**APPROVALS**

Picture is a representation of actual product

Dimensions

Rated Capacity	A	C	D	E	F	G	H	J	K	L	T
lb/in											
10,000-25,000	0.68	1.69	1.94	7.75	6.50	1.38	0.75	0.90	1.63	1.70	1/4-18 NPT
40,000	0.81	1.94	2.44	10.25	8.50	1.93	1.00	1.12	2.00	2.10	1/4-18 NPT
50,000-75,000	1.06	2.44	2.94	10.25	8.50	1.93	1.00	1.37	2.54	2.65	1/2-14 NPT
100,000-125,000	1.62	2.90	3.86	15.25	12.75	3.13	1.50	1.80	3.30	3.43	1/2-14 NPT
kg/mm											
4,535.9-11,339.8	17.3	42.9	49.3	196.9	165.1	35.1	19.1	22.9	41.4	43.2	1/4-18 NPT
18,143.7	20.6	49.3	62.0	260.4	215.9	49.0	25.4	28.5	50.8	53.3	1/4-18 NPT
22,679.6-34,019.4	26.9	62.0	74.7	260.4	215.9	49.0	25.4	34.8	64.5	67.3	1/2-14 NPT
45,359.4-56,699.1	41.2	737.0	980.0	387.4	323.9	79.5	38.1	45.7	83.8	87.1	1/2-14 NPT

Order Information

Load Rating		Part #	Est. Weight	Price
NTEP Certified				
20,000 lb	9,071.9 kg	34314	8 lb	\$635.00
25,000 lb	11,339.8 kg	34315	8 lb	\$635.00
40,000 lb	18,143.7 kg	34316	13 lb	\$760.00
50,000 lb	22,679.6 kg	34317	19 lb	\$835.00
60,000 lb	27,215.5 kg	34318	19 lb	\$835.00
75,000 lb	34,019.4 kg	34319	19 lb	\$835.00
100,000 lb	45,359.4 kg	34320	40 lb	\$1,575.00
125,000 lb	56,699.1 kg	34321	40 lb	\$1,575.00
Non-NTEP Certified				
10,000 lb	4535.9 kg	41890		\$615.00
NTEP Certified 60 ft Cables				
50,000 lb	22,679.6 kg	53417	20 lb	\$895.00
75,000 lb**	34,019.4 kg	39516	20 lb	\$895.00
75,000 lb*	34,019.4 kg	73839	20 lb	\$995.00
125,000 lb	45,359.4 kg	96944	40 lb	\$1,625.00
NTEP Certified 100 ft Cable				
75,000 lb	34,019.4 kg	74725	22 lb	\$995.00

*Stainless steel overbraid cable

**Used in Rice Lake truck scales

Replacement Load Cells for RL75058 Class III Rice Lake Coil Scale

Load Rating	Part #	Est. Weight	Price
20,000 lb	121439	8 lb	\$635.00
25,000 lb	121440	8 lb	\$635.00
40,000 lb	121441	13 lb	\$760.00
50,000 lb	121442	19 lb	\$835.00
60,000 lb	121443	19 lb	\$835.00
75,000 lb	121444	19 lb	\$835.00

Interchangeable Products

VPG SENSORTRONICS®

65058A..... —

VPG CELTRON®

CLB..... —**Weigh Module Available**

RICE LAKE WEIGHING SYSTEMS

RL2100HE —

RICE LAKE WEIGHING SYSTEMS

MVS..... —**Specifications****Full Scale Output:**

3.0 mV/V

Output Resistance:

700 (± 5) ohms

Input Resistance:

770 (± 10) ohms

Material/Finish:

High-alloy steel, nickel plated

Temperature:Compensated range
14°F to 104°F/-10°C to 40°C

Operating range

0°F to 150°F/-18°C to 65°C

Seal Type:

Environmentally sealed, IP67

Safe Overload:

150% full scale

Safe Sideload:

100% full scale

Rated Excitation:

5-10 VDC (15 V maximum)

Combined Error:

0.02% full scale

Insulation Resistance:

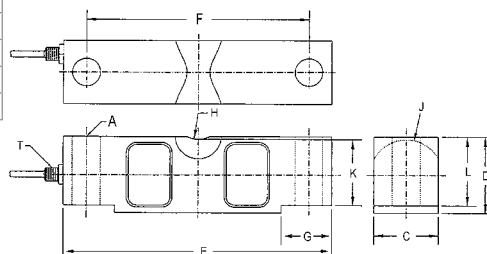
5,000 megohms

Cable Length:

35ft (10.7m)

Cable Diameter:0.200 polyurethane jacket 10,000lb-25,000lb
0.305 polyurethane jacket 40,000lb-125,000lb**Cable Coloring Code:**Red +Excitation
Black -Excitation
Green +Signal
White -Signal**Warranty:**

Two-year limited warranty

Approvals:cFMus
NTEP

Interchangeable Products

VPG SENSORTRONICS®

65058S.....—**Weigh Module Available**

RICE LAKE WEIGHING SYSTEMS

RL2100HE—

RICE LAKE WEIGHING SYSTEMS

MVS.....—**Specifications****Full Scale Output:**

3.0 mV/V

Output Resistance:

699-707 ohm

Input Resistance:

686-714 ohm

Material/Finish:

Stainless steel

Temperature:

Compensated range

14°F to 104°F/-10°C to 40°C

Operating range

0°F to 150°F/-18°C to 65°C

Seal Type:

Welded-seal, IP67

Safe Overload:

150% full scale

Safe Sideload:

100% full scale

Rated Excitation:

5-10 VDC (15 V maximum)

Combined Error:

0.02% full scale

Insulation Resistance:

1,000 megohms

Cable Length:

35ft (10.6m)

Cable Diameter:

0.200 polyurethane jacket 20,000lb-25,000lb

0.305 polyurethane jacket 35,000lb-100,000lb

Cable Coloring:

Red +Excitation

Black -Excitation

Green +Signal

White -Signal

Warranty:

Two-year limited warranty

Approvals:

cFMus

NTEP

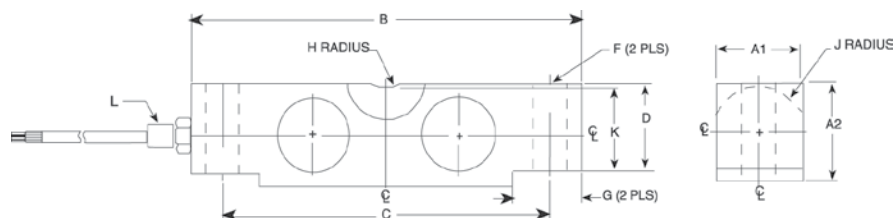
Water Proof

APPROVALS**Dimensions***Picture is a representation of actual product*

Rated Capacity	F	A1	A2	B	C	G	H	J	K	D	L
lb/in											
20,000-25,000	0.68	1.69	1.94	7.75	6.50	1.38	0.75	0.90	1.63	1.70	1/4-18 NPT
35,000-75,000	1.06	2.44	2.94	10.25	8.50	1.93	1.00	1.37	2.54	2.65	1/2-14 NPT
100,000	1.06	2.44	3.44	10.25	8.50	1.93	1.00	1.37	2.54	2.65	1/2-14 NPT
kg/mm											
9,071.9-11,339.8	17.3	42.9	49.3	196.9	165.1	35.1	19.1	22.9	41.4	43.2	1/4-18 NPT
15,875.7-34,019.4	26.9	62.0	74.7	260.4	215.9	49.0	25.4	34.8	64.5	67.3	1/2-14 NPT
45,359.4	26.9	62.0	87.4	260.4	215.9	49.0	25.4	34.8	64.5	67.3	1/2-14 NPT

Order Information

Load Rating		Part#	Est. Weight	Price
20,000 lb	9,071.9 kg	53481	6 lb	\$875.00
25,000 lb	11,339.8 kg	50559	6 lb	\$875.00
35,000 lb	15,875.7 kg	50560	19 lb	\$1,095.00
50,000 lb	22,679.6 kg	50561	19 lb	\$1,095.00
60,000 lb	27,215.5 kg	50562	19 lb	\$1,095.00
75,000 lb	34,019.4 kg	50563	19 lb	\$1,095.00
100,000 lb	45,359.4 kg	50564	19 lb	\$1,995.00
60 ft Cable				
25,000 lb	11,339.8 kg	157931	6 lb	\$925.00

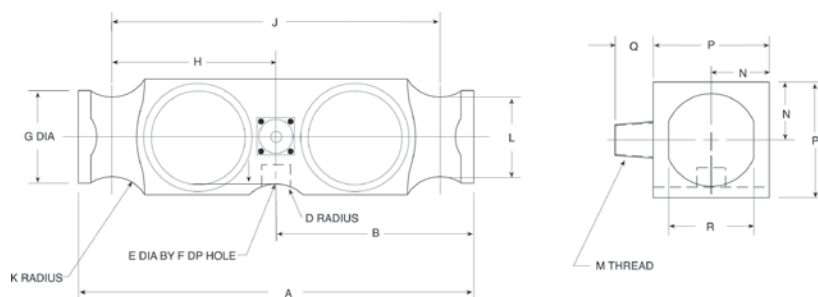


**APPROVALS****Dimensions***Picture is a representation of actual product*

Rated Capacity	A	B	D	E	F	G	H	J	K	L	M	N	P	Q	R
lb/in															
50,000-65,000	10.25	5.12	1.00	0.75	0.78	2.40	4.25	8.50	1.00	2.06	1/2-14 NPT	1.50	3.00	1.03	2.20
100,000	10.25	5.12	1.00	—	—	2.40	4.25	8.50	1.00	2.06	1/2-14 NPT	1.50	3.00	1.03	2.20
kg/mm															
22,679.6-29,483.5	260.4	130.1	25.4	19.1	19.8	61.0	108.0	215.9	25.4	5.2	1/2-14 NPT	38.1	76.2	26.2	55.9
45,359.2	260.4	130.1	25.4	—	—	61.0	108.0	215.9	25.4	5.2	1/2-14 NPT	38.1	76.2	26.2	55.9

Order Information

Load Rating		Part#	Est. Weight	Price
50,000 lb	22,679.6 kg	21611	20 lb	\$850.00
65,000 lb	29,483.5 kg	21612	20 lb	\$850.00
100,000 lb	45,359.2 kg	21613	20 lb	\$1,095.00
60 ft Cable				
50,000 lb	22,679.6 kg	107583	20 lb	\$925.00

**Interchangeable Products**

VPG REVERE®

5223

VPG SENSORTRONICS®

65040A-XX-1127W

ARTECH®

80210

THURMAN®

TSC 800

UNIBRIDGE®

DL9000**Weigh Module Available**

RICE LAKE WEIGHING SYSTEMS

Translink**Specifications****Full Scale Output:**

3.0 mV/V

Output Resistance:

699-707 ohm

Input Resistance:

686-714 ohm

Material/Finish:

High-alloy steel

Temperature:

Compensated range:

14°F to 104°F/-10°C to 40°C

Operating range:

0°F to 150°F/-18°C to 65°C

Seal Type:

Welded-seal, IP67

Safe Overload:

150% full scale

Safe Sideload:

100% full scale

Rated Excitation:

5-10 VDC (15 V maximum)

Non-repeatability:

0.01% full scale

Combined Error:

0.03% full scale

Insulation Resistance:

5,000 megohms

Deflection at Capacity:

50,000lb=0.018in (0.5mm)

65,000lb=0.022in (0.6mm)

100,000lb=0.034in (0.9mm)

Cable Length:

40 ft (12.2 m)

60 ft (18.2 m)

Cable Diameter:

0.305 polyurethane jacket

Cable Color Code:

Red +Excitation

Black -Excitation

Green +Signal

White -Signal

Warranty:

Two-year limited warranty

Approvals:

cFM us

NTEP

Interchangeable Products

CARDINAL®

DB50000S.....**Specifications****Full Scale Output:**

2 ± 0.1% mV/V

Output Resistance:

699-707 ohm

Input Resistance:

686-714 ohm

Material/Finish:

Stainless steel

Temperature:

Compensated Range
14°F to 104°F/-10°C to 40°C
Operating range
0°F to 150°F/-18°C to 65°C

Seal Type:

Welded-seal, IP67

Safe Overload:

150% full Scale

Safe Sideload:

100% full Scale

Rated Excitation:

5-10 VDC (15 V DC maximum)

Non-repeatability:

0.01% full Scale

Combined Error:

0.03% full Scale

Insulation Resistance:

5000 megohms

Deflection at Capacity:

50,000 lb=0.01 in (0.38 mm)

Cable Length:

35 ft (10.6 m)

Cable Diameter:

0.305 polyurethane jacket

Cable Color Code:

Red +Excitation
Black -Excitation
White +Signal
Green -Signal

Warranty:

Two-year limited warranty

Approvals:

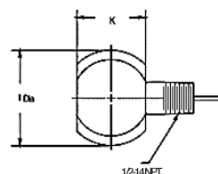
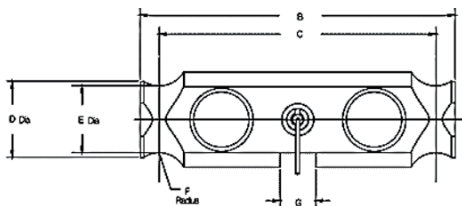
cFMus
NTEP

APPROVALS**Dimensions***Picture is a representation of actual product*

Rated Capacity	B	C	D	E	F	G	K	I
lb/in								
50,000	8.25	7.25	2.00	1.76	0.75	0.93	1.8	2.5
kg/mm								
22,679.6	209.55	184.15	50.8	44.7	19.00	23.6	45.72	63.50

Order Information

Load Rating	Part#	Est. Weight	Price
50,000 lb	91765	10 lb	\$1,195.00



RL75040

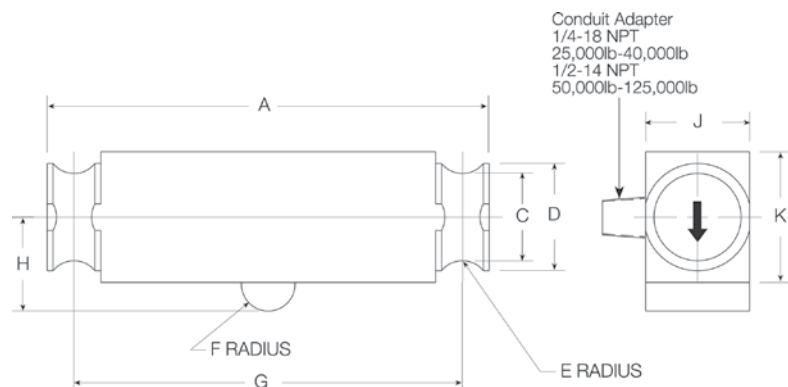
Alloy Steel, Environmentally Sealed, NTEP Certified 1:10,000 Class III Multiple Cell, IP67

**APPROVALS****Dimensions***Picture is a representation of actual product*

Rated Capacity	A	C	D	E	F	G	H	J	K
lb/in									
25,000-60,000 SE	8.25	1.63	2.00	0.50	0.50	7.25	1.75	1.94	2.44
50,000 LE-75,000	11.50	1.70	2.20	0.75	1.00	10.00	2.00	1.94	2.94
100,000-125,000	14.50	2.44	3.20	1.00	1.50	12.50	2.75	2.90	3.86
kg/mm									
11,339.8-27,215.5 SE	209.6	41.4	50.8	12.7	12.7	184.2	44.5	49.3	62.0
22,679.6 LE-34,019.4	292.1	43.2	55.9	19.1	25.4	254.0	50.8	49.3	74.7
45,359.2-56,699.1	368.3	62.00	81.3	25.4	38.1	317.5	69.9	73.7	98.0

Order Information

Load Rating		Part #	Est. Weight	Price
35 ft Cable				
25,000 lb	11,339.8 kg	21614	11 lb	\$635.00
40,000 lb	18,143.7 kg	21615	12 lb	\$760.00
50,000 lb LE	22,679.6 kg LE	21616	17 lb	\$835.00
60,000 lb LE	27,215.5 kg LE	21617	17 lb	\$835.00
75,000 lb	34,019.4 kg	21618	17 lb	\$835.00
100,000 lb	45,359.2 kg	21619	40 lb	\$1,575.00
125,000 lb	56,699.1 kg	21620	40 lb	\$1,575.00
40 ft Cable				
50,000 lb SE	22,679.6 kg SE	87253	11 lb	\$760.00
60,000 lb SE	27,215.5 kg SE	53593	11 lb	\$760.00
50 ft Cable				
50,000 lb LE	22,679.6 kg LE	21621	18 lb	\$865.00
60,000 lb LE	27,215.5 kg LE	21622	18 lb	\$865.00
75,000 lb	34,020 kg	40951	18 lb	\$865.00

SE=small envelope; LE=large envelope; 700 ohm \pm 14 ohm input resistance**Interchangeable Products**

VPG SENSORTRONICS®

65040A.....—

VPG CELTRON®

DLB.....—

ARTECH®

80310.....—

THURMAN®

TSC 840.....—

SENTRAN

WD1.....—

ANYLOAD

102TH.....—**Weigh Module Available**

RICE LAKE WEIGHING SYSTEMS

Translink™.....—**Specifications****Full Scale Output:**

3.0 mV/V

Output Resistance:700 (\pm 5) ohm**Input Resistance:**770 (\pm 10) ohm**Material/Finish:**

High-alloy steel, nickel plated

Temperature:

Compensated range

14°F to 104°F/-10°C to 40°C

Operating range

0°F to 150°F/-18°C to 65°C

Seal Type:

Environmentally sealed, IP67

Safe Overload:

150% full scale

Safe Sideload:

100% full scale

Rated Excitation:

5-10 VDC (15 V maximum)

Combined Error:

0.03% full scale

Insulation Resistance:

1,000 megohms

Cable Length:

35 ft (10.6 m)

40 ft (12.2 m)

50 ft (5.2 m)

Cable Diameter:

0.200 polyurethane jacket 25,000 lb

0.305 polyurethane jacket 40,000 lb-75,000 lb

Cable Coloring Code:

Red +Excitation

Black -Excitation

Green +Signal

White -Signal


Warranty:

Two-year limited warranty

Approvals:

cFMus

NTEP



RLCSP1

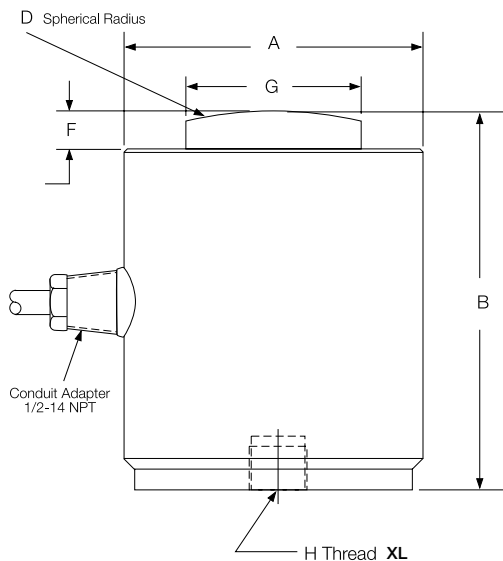
Stainless Steel, Welded Seal, NTEP Certified 1:10,000 Class IIIL Multiple Cell, IP67

**APPROVALS****Dimensions***Picture is a representation of actual product*

Rated Capacity	A	B	D	F	G	H	L-DEPTH
lb/in							
25,000-50,000	3.00	3.25	6.00	0.40	1.25	1/2-20 UNF	0.31
100,000	4.00	5.00	6.00	0.51	2.31	3/4-16 UNF	0.56
200,000	6.00	7.25	17.00	1.04	3.13	3/4-16 UNF	0.75
kg/mm							
11,339.8-22,679.6	76.2	82.6	152.4	10.2	31.8	1/2-20 UNF	7.9
45,359.2	101.6	127.0	152.4	13.0	58.7	3/4-16 UNF	14.2
90,718.5	152.4	184.2	431.8	26.4	79.5	3/4-16 UNF	19.1

Order Information

Load Rating		Part#	Est. Weight	Price
25,000 lb	11,339.8 kg	32702	7 lb	\$1,795.00
50,000 lb	22,679.6 kg	32701	7 lb	\$1,795.00
100,000 lb	45,359.2 kg	32700	15 lb	\$2,100.00
200,000 lb	90,718.5 kg	32699	28 lb	\$2,995.00

**Interchangeable Products**

VPG REVERE®	
CSP	—
VPG SENSORTRONICS®	
65088-1000	—
VPG REVERE®	
692B	—
HOWE RICHARDSON®	
244699-000X	—
STREETER AMET®	
3760XXX	—

Weigh Module Available

RICE LAKE WEIGHING SYSTEMS	
MagnaMount®	—

Specifications**Full Scale Output:**

2.0 mV/V

Output Resistance:

475.2-484.8 ohm

Input Resistance:

445.5-454.5 ohm

Material/Finish:

Stainless steel

Temperature:

Compensated range

14°F to 104°F/-10°C to 40°C

Operating range

0°F to 150°F/-18°C to 65°C

Seal Type:

Welded-seal, IP67

Safe Overload:

150% full scale

Rated Excitation:

5-10 VDC (15 V maximum)

Combined Error:

0.03% full scale

Non-repeatability:

0.01% full scale

Insulation Resistance:

1,000 megohms

Deflection at Capacity:

25,000 lb-50,000 lb=0.003 in (0.076 mm)

100,000 lb-200,000 lb=0.006 in (0.152 mm)

Cable Length:

35 ft (10.7 m)

Cable Diameter:

0.305 polyurethane jacket

Cable Color Code:

Green +Excitation

Black -Excitation

White +Signal

Red -Signal

Orange Shield

Warranty:

Two-year limited warranty

Approvals:

cFMus

NTEP

Interchangeable Products

VPG REVERE®

792**Specifications****Full Scale Output:**

2.0 mV/V

Output Resistance:

350 +/- 3.5 ohm

Input Resistance:

350 +/- 3.5 ohm

Material/Finish:

Stainless steel

Temperature:Compensated range
14°F to 104°F/-10°C to 40°C
Operating range
0°F to 150°F/-18°C to 65°C**Seal Type:**

Hermetically sealed, IP68

Safe Overload:

150% full scale

Rated Excitation:

10 VDC (15 V maximum)

Non-repeatability:

0.01% full scale

Combined Error:

0.03% full scale

Insulation Resistance:

>1,000 megohms

Deflection at Capacity:50,000 lb=.004 in/102 mm,
100,000 lb=.006 in/152 mm,
200,000 lb=.009 in/228 mm**Cable Length:**

35 ft (10.7 m)

Cable Color Code:Green +Excitation
Black -Excitation
White +Signal
Red -Signal
Orange Shield**Warranty:**

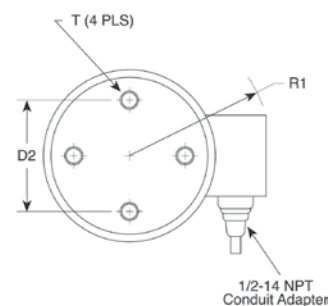
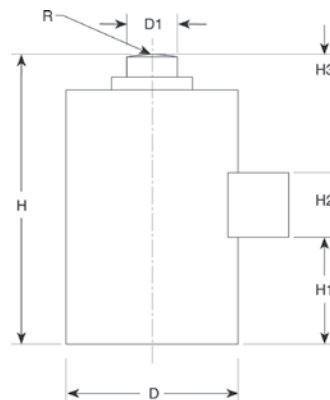
Two-year limited warranty

Approvals:FM
NTEP**APPROVALS****Dimensions***Picture is a representation of actual product*

Rated Capacity	D	D1	D2	H	H1	H2	H3	R	R1	T
lb/in										
50,000	4.50	1.25	2.38	7.50	1.17	0.75	0.75	8.00	3.75	3/8-24 UNF x .63 DP
100,000	5.75	1.75	4.00	9.13	2.00	0.87	1.05	12.00	4.05	1/2-20 UNF x .75 DP
200,000	7.50	2.50	5.50	11.63	2.93	0.97	0.97	12.00	5.11	5/8-18 UNF x 25.4 DP
kg/mm										
22,679.6	114.3	31.8	53.4	190.5	77.7	19.1	19.1	203.2	95.3	3/8-24 UNF x .63 DP
45,359.2	146.1	44.5	101.6	231.9	66.0	22.1	26.6	304.8	102.9	1/2-20 UNF x .75 DP
90,718.5	190.5	63.5	139.7	295.4	100.0	24.6	24.6	304.8	129.8	5/8-18 UNF x 25.4 DP

Order Information

Load Rating		Part#	Est. Weight	Price
50,000 lb	22,679.6 kg	34855	20 lb	\$2,195.00
100,000 lb	45,359.2 kg	34856	36 lb	\$2,195.00
200,000 lb	90,718.5 kg	34857	75 lb	\$3,395.00



ROCKER COLUMN

RLSCA-50K

Stainless Steel, Welded Seal, NTEP Certified 1:10,000 Class IIIL Multiple Cell, IP67

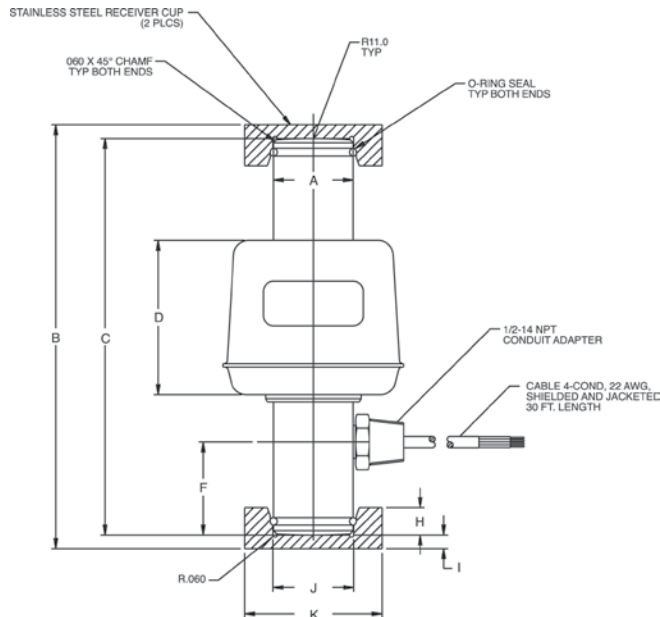
**APPROVALS****Dimensions***Picture is a representation of actual product*

Rated Capacity	A	B	C	D	F	H	I	J	K
lb/in									
50,000	1.46	7.75	7.25	2.82	1.70	0.50	0.25	1.48	2.50
kg/mm									
22,679.6	37.0	196.8	184.1	71.6	43.1	12.7	6.35	37.5	63.5

Order Information

Load Rating		Part#	Est. Weight	Price
50,000 lb*	22,679.6 kg	68918	7 lb	\$995.00
Replacement Parts				
Replacement load cup set upper and lower included		85433	1 lb	\$95.00
Replacement O-ring		92988	1 lb	\$1.00/each

*Load cell supplied with load cups

**Interchangeable Products**

CARDINAL®

SCA-50K.....—

Specifications**Full Scale Output:**

2 mv/V nominal

Output Resistance:

1,050 (± 10) ohm

Input Resistance:

1,100-1,500 ohm

Material/Finish:

Stainless Steel

Temperature:

Compensated range

14°F to 104°F (-10°C to 40°C)

Operating range

0°F to 150°F (-18°C to 65°C)

Seal Type:

Welded-seal, IP67

Safe Overload:

150% full scale

Rated Excitation:

5-10 VDC (15 V maximum)

Combined Error:

0.025% full scale

Non-repeatability:

0.01% full scale

Insulation Resistance:

1,000 megohms

Cable Length:

30 ft (9.1 m)

Cable Diameter:

0.200 polyurethane jacket

Cable Color Code:

Green +Excitation

Black -Excitation

Red +Signal

White -Signal

Warranty:

Two-year limited warranty

Approvals:

cFMus

NTEP

RL70510-30t/RL80453-100,000 lb

Stainless Steel, Hermetically Sealed, NTEP Certified 1:10,000 Class III L, IP69K

Interchangeable Products

FAIRBANKS®

70510..... LCF HR 4020-2A

FAIRBANKS

80453..... LCF HR 4020-21**Specifications****Full Scale Output:**

2.0 mV/v

Output Resistance:

1,000 (± 2) ohm

Input Resistance:

1,150 (± 50) ohm

Material/Finish:

Stainless steel

Temperature:

Compensated Range

14°F to 104°F (-10°C to 40°C)

Operating range

0°F to 150°F (-18°C to 65°C)

Seal Type:

Hermetically sealed, IP69K

Safe Overload:

200% full scale

Rated Excitation:

5-10 VDC (15 V max)

Combined Error:

0.02% full scale

Insulation Resistance:

5,000 megohms

Cable Length:

15 ft (4.5 m) stainless overbraid

Cable Diameter:

0.200 overbraid cable

Cable Color Code:

Green +Excitation

Black -Excitation

White +Signal

Red -Signal

Yellow Shield

Warranty:

Two-year limited warranty

Approvals:

NTEP

APPROVALS**Dimensions***Picture is a representation of actual product*

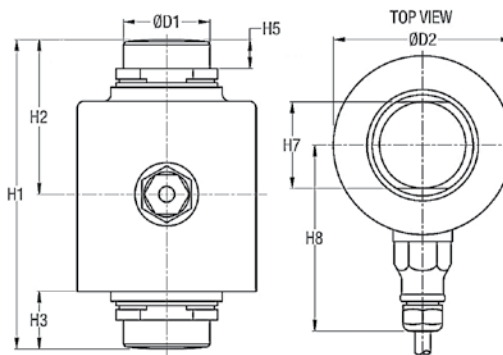
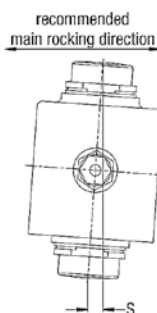
Rated Capacity	H1	H2	H3	H5	H7	H8	D1	D2
t/mm								
30	5.51	2.76	1.02	0.51	1.54	3.32	1.54	3.18
lb/in								
100,000	5.91	2.95	1.30	0.51	1.54	3.32	1.54	3.18

Order Information: RL70510

Load Rating	Part#	Est. Weight	Price
30t	169363	6 lb	\$965.00
Upper load cup	109332	4 lb	\$135.00
Lower load cup	109331	4 lb	\$110.00

Order Information: RL80453

Load Rating	Part#	Est. Weight	Price
100,000 lb	169365	6 lb	\$995.00
Upper load cup	109332	4 lb	\$135.00
Lower load cup	109331	4 lb	\$110.00



ROCKER COLUMN

RL75114-50K

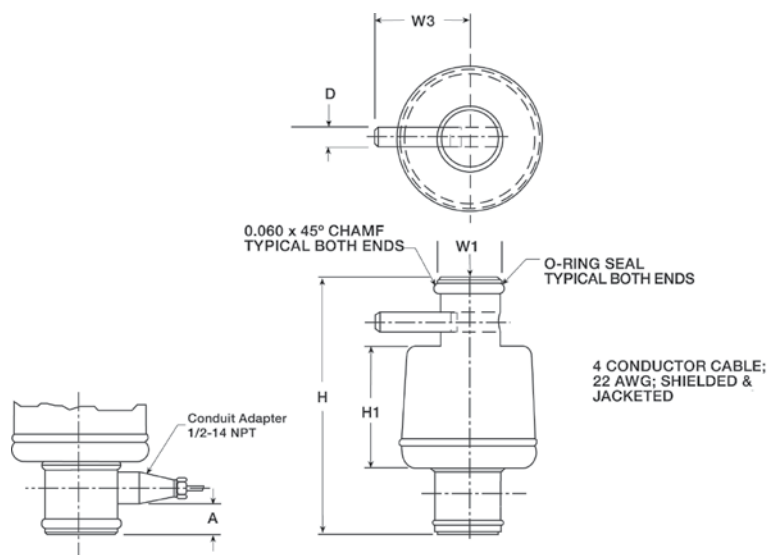
Stainless Steel, Welded Seal, NTEP Certified 1:10,000 Class III L, IP67

**APPROVALS****Dimensions***Picture is a representation of actual product*

Rated Capacity	A	D	H	H1	W1	W3
lb/in						
50,000 LE	0.87	0.38	7.56	2.82	1.46	2.18
kg/mm						
22,679.6	15.6	9.7	192.0	71.6	37.08	63.5

Order Information

Load Rating	Part#	Est. Weight	Price
50,000 lb LE	88074	6 lb	\$1,195.00
Replacement Parts			
Replacement O-ring	92988	1lb	\$1.00
Spring pin	116181	1 lb	\$5.00

*LE=Large envelope**Not interchangeable with Sensortronics 65114 - different mV/v***Interchangeable Products**

FAIRBANKS®

64166..... LCF HR 4020-2**Specifications****Full Scale Output:**

1.8 mV/v nominal

Output Resistance:1,000 (± 10) ohm**Input Resistance:**

1,000 ohm

Material/Finish:

Stainless steel

Temperature:

Compensated Range

14°F to 104°F (-10°C to 40°C)

Operating range

0°F to 150°F (-18°C to 65°C)

Seal Type:

Welded-Seal, IP67

Safe Overload:

150% full scale

Rated Excitation:

5-10 VDC

Combined Error:

0.025% full scale

Non-repeatability:

0.01% full scale

Insulation Resistance:

1,000 megohms

Cable Length:

30 ft (9.1 m)

Cable Diameter:

0.200 overbraid cable

Cable Color Code:

Green +Excitation

Black -Excitation

White +Signal

Red -Signal

Warranty:

Two-year limited warranty

Approvals:

cFMus

NTEP

Interchangeable Products

VPG CELTRON®

LCD.....

Specifications

Full Scale Output:

4.0 mV/V

Output Resistance:

350 (± 3) ohm (5,000 lb-50,000 lb)700 (± 5) ohm (100,000 lb)

Input Resistance:

385 (± 5) ohm (5,000 lb-50,000 lb)770 (± 70) ohm (100,000 lb)

Material/Finish:

High-alloy steel, nickel plated

Temperature:

Operating range

0°F to 150°F (-18°C to 65°C)

Seal Type:

Environmentally sealed, IP67

Safe Overload:

150% full scale

Safe Sideload:

100% full scale

Rated Excitation:

15 VDC (15 V maximum)

Nonlinearity:

0.05% full scale

Hysteresis:

0.02% full scale

Insulation Resistance:

2,000 megohms

Cable Length:

50 ft (15.2 m)

Cable Diameter:

0.200 polyurethane jacket (5,000 lb-25,000 lb)

0.305 polyurethane jacket (50,000 lb-100,000 lb)

Cable Color Code:

Red +Excitation

Black -Excitation

Green +Signal

White -Signal

Warranty:

Two-year limited warranty

Approvals:

cFMus

APPROVALS



Dimensions

Picture is a representation of actual product

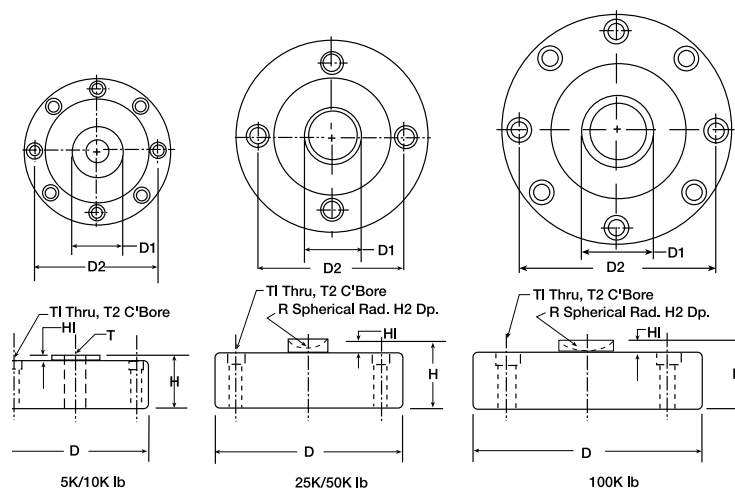
Rated Capacity	T	R	D	D1	D2	H	H1	H2	T1	T2
lb/in										
5,000*-10,000*	5/8-18 UNF-3B	—	4.12	1.26	3.50	1.37	0.12	—	0.28	0.406 x 0.283 DP
25,000-50,000	—	0.875	4.75	1.53	4.00	2.12	0.50	0.30	0.34	0.508 x 0.38 DP
100,000	—	0.875	5.50	1.98	4.60	2.25	0.25	0.30	0.41	0.626 x 0.4 DP
kg/mm										
2,268.0*-4,539.9*	5/8-18 UNF-3B	—	104.6	32.0	88.9	34.8	3.05	7.6	7.2	10.3 x 7.2 DP
11,339.8-22,679.7	—	22.2	120.7	38.9	101.6	53.8	12.7	7.6	8.7	12.9 x 9.7 DP
45,359.4	—	22.2	139.7	50.4	116.8	57.2	6.4	7.6	10.3	10.3 x 10.2 DP

Order Information

Load Rating	Part#	Est. Weight	Price
5,000 lb*	33061	6 lb	\$650.00
10,000 lb*	33062	6 lb	\$650.00
25,000 lb	33063	9 lb	\$795.00
50,000 lb	33064	9 lb	\$795.00
100,000 lb	33065	13 lb	\$935.00
Load Cup**	33616		\$35.00

*5,000 lb and 10,000 lb models can be used in compression and tension load applications.

**Load cup, PN 33616, is required for compression applications on 5,000 lb and 10,000 lb capacity load cells.



SINGLE POINT

RLPC6

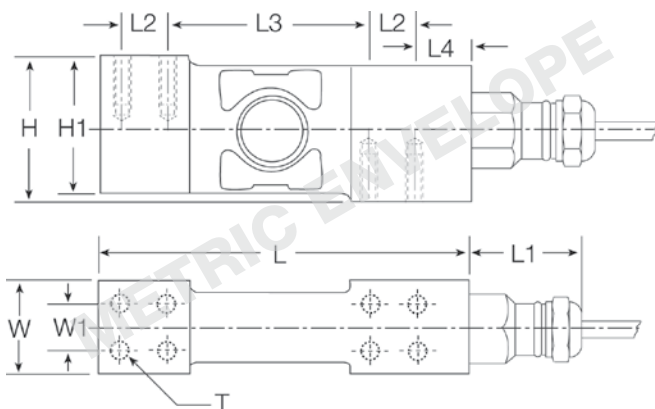
Stainless Steel, Hermetically Sealed, NTEP Certified 1:5,000 Class III Single Cell, IP69K

**APPROVALS****Dimensions***Picture is a representation of actual product*

Rated Capacity	H	H1	L	L1	L2	L3	L4	W	W1	T
kg/mm										
10-200	48.0	45.5	123.0	41.0	15.2	67.6	17.8	30.1	15.2	8 x M6/15 DP
lb/in										
22-441.0	1.89	1.80	4.84	1.61	0.60	2.66	0.70	1.18	0.60	8 x M6/15 DP

Order Information

Load Rating		Part#	Est. Weight	Price
10 kg	22 lb	87027	3 lb	\$595.00
20 kg	44.1 lb	87028	3 lb	\$595.00
50 kg	110.2 lb	87029	3 lb	\$595.00
100 kg	220.5 lb	87030	3 lb	\$595.00
200 kg	441.0 lb	87031	3 lb	\$595.00

**Interchangeable Products**

FLINTEC®

PC6**Specifications****Full Scale Output:**

2.0 mv/v

Output Resistance:

960 (± 50) ohm, nominal

Input Resistance:

1,100 (± 50) ohm

Material/Finish:

Stainless steel

Temperature:

Compensated range

14°F to 104°F (-10°C to 40°C)

Operating range

0°F to 150°F (-18°C to 65°C)

Seal Type:

Hermetically sealed, IP69K

Safe Overload:

200% full scale

Safe Sideload:

100% full scale

Rated Excitation:

5-10 VDC

Combined Error:

0.02% full scale

Insulation Resistance:

5,000 megohms

Cable Length:

10 ft (3.1 m)

Cable Diameter:

0.196 polyurethane jacket

Cable Color Code:

Green +Excitation

Black -Excitation

White +Signal

Red -Signal

Yellow Shield

Max Deflection:

.006-.010

Max Platform Size:

24 in x 24 in

Warranty:

Two-year limited warranty

Approvals:

FM

NTEP

Interchangeable Products

HBM®

PW15AH

Specifications**Full Scale Output:**

2.0 mV/V

Output Resistance:350 (± 10) ohm**Input Resistance:**380 (± 15) ohm**Material/Finish:**

Stainless steel

Temperature:

Compensated range
 14°F to 104°F (-10°C to 40°C)
 Operating range
 0°F to 150°F (-18°C to 65°C)

Seal Type:

Hermetically sealed, IP69K

Safe Overload:

150% full scale

Rated Excitation:

5-10 VDC (15 V maximum)

Combined Error:

0.02% full scale

Insulation Resistance:

1,000 megohms

Cable Length:

10 ft (3.1 m)
 2.83 ft (0.86 m)

Cable Diameter:

0.212 PVC jacket

Cable Color Code:

Blue +Excitation
 Black -Excitation
 White +Signal
 Red -Signal
 Green +Sense
 Grey -Sense

Warranty:

Two-year limited warranty

Approvals:

FM
 NTEP

APPROVALS**Dimensions***Picture is a representation of actual product*

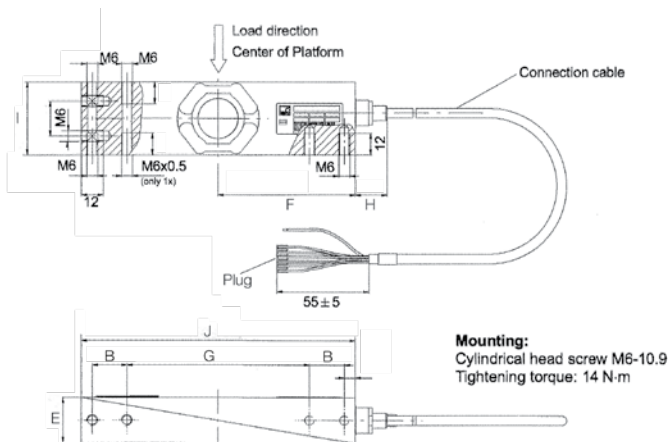
Rated Capacity	B	E	F	G	H	I	J
kg/mm							
10-100	19.00	25.00	75.00	100.00	17.5	40.00	150.00
lb/in							
22-220.5	0.75	0.98	2.95	3.94	0.69	1.57	5.91

Order Information: 10 ft cables

Load Rating		Part#	Est. Weight	Price
10 kg	22.0 lb	108685	3 lb	\$695.00
20 kg	44.1 lb	108686	3 lb	\$695.00
50 kg	110.2 lb	108687	3 lb	\$695.00
100 kg	220.5 lb	108688	3 lb	\$695.00

Order Information: 2.83 ft cables

Load Rating		Part#	Est. Weight	Price
10 kg	22.0 lb	107174	3 lb	\$695.00
20 kg	44.1 lb	107175	3 lb	\$695.00
50 kg	110.2 lb	107176	3 lb	\$695.00
100 kg	220.5 lb	107177	3 lb	\$695.00



RLPWM15

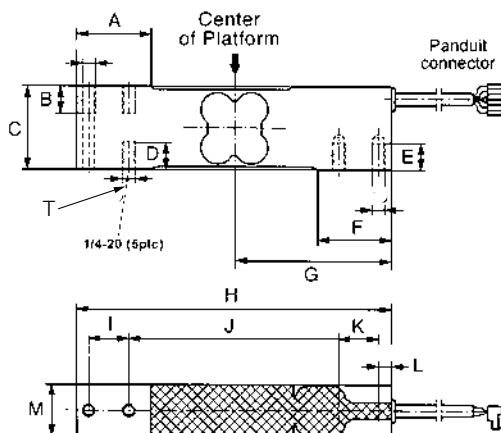
Stainless Steel, Environmentally Sealed, NTEP Certified 1:5,000 Class III Single Cell, IP67

**APPROVALS****Dimensions***Picture is a representation of actual product*

Rated Capacity	A	B	C	D	E	F	G	H	I	J	K	L	M	T
kg/mm														
10 - 150	35.00	13.00	40.00	13.00	13.00	35.00	75.00	150.00	19.00	100.00	19.00	6.2	25.00	1/4-20 UNC
lb/in														
22.1 - 330.7	1.37	0.51	1.57	0.51	0.51	1.37	2.95	5.90	0.74	3.93	0.74	0.24	0.98	1/4-20 UNC

Order Information

Load Rating	Part#	Est. Weight	Price
10 kg	119904	1 lb	\$315.00
15 kg	119912	1 lb	\$315.00
20 kg	119905	1 lb	\$315.00
50 kg	119908	1 lb	\$315.00
75 kg	119909	1 lb	\$315.00
100 kg	119910	1 lb	\$315.00
150 kg	119911	1 lb	\$315.00

**Interchangeable Products**

HBM®	
PW15
VPG TEDEA-HUNTLEIGH®	
1142

Specifications**Full Scale Output:**

2.0 mV/V

Bridge Resistance:

350 ohm, nominal

Material/Finish:

Stainless steel

Temperature:Compensated range
14°F to 104°F (-10°C to 40°C)Operating range
0°F to 150°F (-18°C to 65°C)**Seal Type:**

Environmentally sealed, IP67

Safe Overload:

150% full scale

Rated Excitation:

5-10 VDC (15 V maximum)

Combined Error:

0.02% full scale

Insulation Resistance:

1,000 megohms

Cable Length:

10ft (3.1 m)

Cable Diameter:

0.190 PVC jacket

Max Platform Size:

15 in x 15 in

Cable Color Code:Blue +Excitation
Black -Excitation
Green +Sense
Grey -Sense
White +Signal
Red -Signal**Warranty:**

Two-year limited warranty

Approvals:FM
NTEP

Specifications

Full Scale Output:

2 mv/v

Output Resistance:

960 (± 50) ohm

Input Resistance:

1,100 (± 50) ohm

Material/Finish:

Stainless steel

Temperature:

Compensated range:
14° F to 104° F (-10° C to 40° C)
Operating range
0° F to 150° F (-18° C to 65° C)

Seal Type:

Hermetically sealed, IP69K

Safe Overload:

200% full scale

Safe Sideload:

100% full scale

Rated Excitation:

5-10 VDC

Combined Error:

0.020% full scale

Insulation Resistance:

5,000 megohms

Cable Length:

10 ft (3.1 m)

Cable Diameter:

0.196 polyurethane jacket

Cable Color Code:

Green +Excitation
Black -Excitation
White +Signal
Red -Signal
Yellow Shield
Blue +Sense
Brown -Sense

Max Platform Size:

24 in x 24 in

Warranty:

Two-year limited warranty

Approvals:

FM
NTEP

APPROVALS



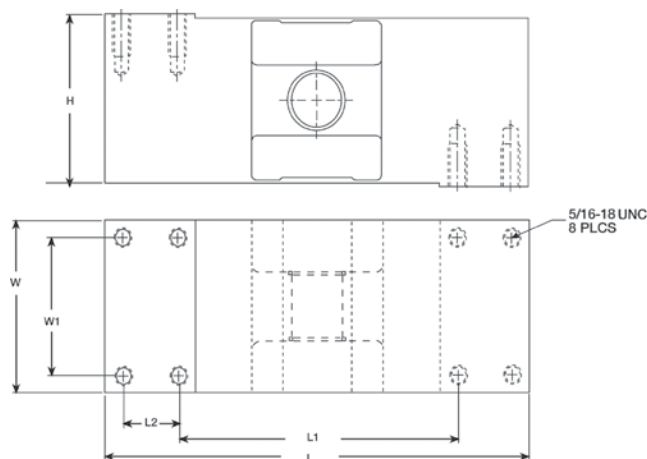
Dimensions

Picture is a representation of actual product

Rated Capacity	L	L1	L2	W	W1	H
kg/mm						
50-1,000	190.5	107.00	35.00	73.7	50.00	73.7
lb/in						
110.3-2,205	7.50	4.21	1.38	2.90	1.97	2.90

Order Information

Load Rating	Part#	Est. Weight	Price
50 kg	87022	12 lb	\$875.00
100 kg	87023	12 lb	\$875.00
250 kg	87024	13 lb	\$875.00
500 kg	87025	13 lb	\$875.00
1,000 kg	87026	15 lb	\$875.00

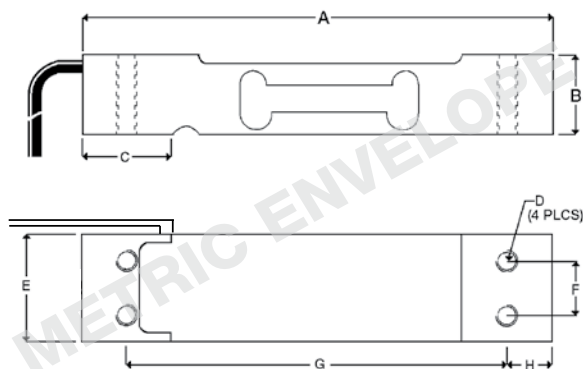


**APPROVALS****Dimension***Picture is a representation of actual products*

Rated Capacity	A	B	C	D	E	F	G	H
kg/mm								
3-7	130.0	22.0	25.0	M6 x 1.0	25.4	15.0	106.0	12.0
10-30	130.0	22.0	25.0	M6 x 1.0	30.0	15.0	106.0	12.0
35	130.0	22.0	25.0	M6 x 1.0	40.0	15.0	106.0	12.0
lb/in								
6.6-15.4	5.12	0.87	0.99	M6 x 1.0	1.00	0.59	4.17	0.47
22.0-66.2	5.12	0.87	0.99	M6 x 1.0	1.18	0.59	4.17	0.47
77.2	5.12	0.87	0.99	M6 x 1.0	1.57	0.59	4.17	0.47

Order Information:

Load Rating	Part#	Est. Weight	Price
1.50 ft Cables			
3 kg	50620	1 lb	\$140.00
5 kg	50619	1 lb	\$140.00
7 kg	50621	1 lb	\$140.00
10 kg	50622	1 lb	\$140.00
15 kg	50623	1 lb	\$140.00
20 kg	50624	1 lb	\$140.00
30 kg	50625	1 lb	\$140.00
35 kg	50626	1 lb	\$140.00
10 ft Cables			
3 kg	132261	3 lb	\$140.00
5 kg	132262	3 lb	\$140.00
7 kg	132263	3 lb	\$140.00
10 kg	132264	3 lb	\$140.00
15 kg	132265	3 lb	\$140.00
20 kg	132266	3 lb	\$140.00
30 kg	132267	3 lb	\$140.00
35 kg	132268	3 lb	\$140.00

**Interchangeable Products**

VPG CELTRON®

LPS except 3 kg —

VPG TEDEA-HUNTLEIGH®

1022 —

VPG BLH®

C2G1 —

FAIRBANKS®

4900 Series
Checkweighers —

NMB®

C2G1 —

ARTECH®

61022 —**Specifications****Full Scale Output:**

2.0 mV/V

Output Resistance:

350 (± 3) ohm

Input Resistance:

410 (± 15) ohm

Material/Finish:

Aluminum

Temperature:Compensated range
14°F to 104°F (-10°C to 40°C)
Operating range
0°F to 150°F (-18°C to 65°C)**Seal Type:**

Environmentally sealed, IP66

Safe Overload:

150% full scale

Rated Excitation:

5-10 VDC (15 V maximum)

Combined Error:

0.03% full scale

Insulation Resistance:

2,000 megohms

Cable Length:1.50 ft (0.5 m)
10 ft (3.1 m)**Cable Diameter:**

0.14 PVC jacket

Cable Color Code:Green +Excitation
Black -Excitation
Red +Signal
White -Signal**Max Platform Size:**

13.75 in x 13.75 in

Warranty:

Two-year limited warranty

Approvals:cFMus
NTEP

Interchangeable Products

VPG TEDEA-HUNTLEIGH®

1010/1015.....—**Specifications****Full Scale Output:**

2.0 mV/V

Output Resistance:350 (± 3) ohms, nominal**Input Resistance:**415 (± 15) ohm**Material/Finish:**

Anodized aluminum

Temperature:Compensated range
14°F to 104°F (-10°C to 40°C)
Operating range
0°F to 150°F (-18°C to 65°C)**Seal Type:**Potted, IP67
Unpotted, IP65**Safe Overload:**

150% at center of loading point, full scale

Rated Excitation:

5-10 VDC (15 V maximum)

Combined Error:

0.02% full scale

Insulation Resistance:

5,000 megohms

Deflection at Capacity:

3 kg-90 kg=0.015 in (0.4 mm)

Cable Length:Potted 10 ft (3.1 m)
Unpotted 3 ft (0.9 m)**Cable Diameter:**

0.200/PVC jacket

Cable Color Code:Green +Excitation
Black -Excitation
Red +Signal
White -Signal
Blue +Sense
Brown -Sense**Max Platform Size:**

15.75 in x 15.75 in

Warranty:

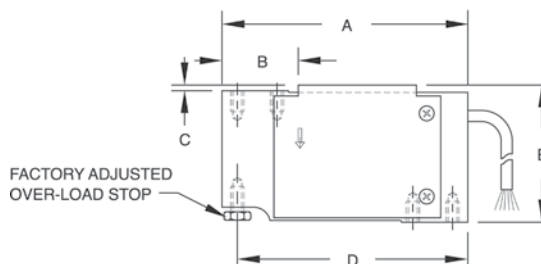
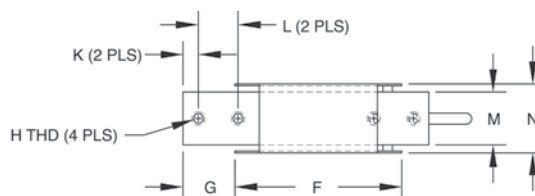
Two-year limited warranty

Approvals:cFMus
NTEP**APPROVALS****Dimensions***Picture is a representation of actual product*

Rated Capacity	A	B	C	D	E	F	G	H	K	L	M	N
kg/mm												
3-90	118.1	34.00	3.00	110.5	66.00	80.00	25.00	1/4-20 UNC x 13 DP	7.5	19.1	25.4	33.5
lb/in												
6.6-198.4	4.65	1.34	0.12	4.35	2.60	3.15	0.98	1/4-20 UNC x 0.50 DP	0.30	0.75	1.00	1.32

Order Information

Load Rating	Part#	Est. Weight	Price
NTEP Certified, Potted			
10 kg	50819	2 lb	\$195.00
15 kg	50820	2 lb	\$195.00
20 kg	50821	2 lb	\$195.00
30 kg	50822	2 lb	\$195.00
50 kg	50823	2 lb	\$195.00
Non-NTEP Certified, Potted			
7 kg	17529	2 lb	\$195.00
10 kg	17530	2 lb	\$195.00
15 kg	17531	2 lb	\$195.00
20 kg	17532	2 lb	\$195.00
30 kg	17533	2 lb	\$195.00
50 kg	17534	2 lb	\$195.00
90 kg	17535	2 lb	\$195.00
Non-NTEP Certified, Unpotted			
3 kg	17527	1 lb	\$180.00
5 kg	17528	1 lb	\$180.00



RLSP4

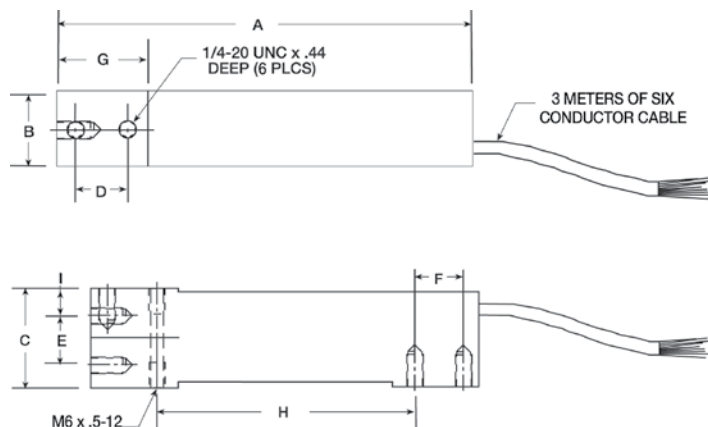
Aluminum, Environmentally Sealed, NTEP Certified 1:5,000 Class III Single Cell, IP66

**APPROVALS****Dimensions***Picture is a representation of actual product*

Rated Capacity	A	B	C	D	E	F	G	H	I
kg/mm									
5-100	150.3	25.4	39.9	19.1	19.1	19.1	33.8	99.6	11.4
lb/in									
11.0-220.5	5.92	1.00	1.57	0.75	0.75	0.75	1.33	3.92	0.45

Order Information

Load Rating	Part#	Est. Weight	Price
NTEP Certified			
7 kg	91725	2 lb	\$195.00
10 kg	91726	2 lb	\$195.00
15 kg	91727	2 lb	\$195.00
20 kg	91728	2 lb	\$195.00
30 kg	91729	2 lb	\$195.00
50 kg	91730	2 lb	\$195.00
75 kg	91731	2 lb	\$195.00
100 kg	91732	2 lb	\$195.00
Non-NTEP Certified			
5 kg	91724	2 lb	\$195.00

**Interchangeable Products**

HBM®
SP4M —

Specifications**Full Scale Output:**

2.0 mV/V

Output Resistance:

350 (± 3) ohm

Input Resistance:

350 ohm

Material/Finish:

Anodized aluminum

Temperature:Compensated range
14°F to 104°F (-10°C to 40°C)

Operating range

0°F to 150°F (-18°C to 65°C)

Seal Type:

Environmentally sealed, IP66

Safe Overload:

150% full scale

Rated Excitation:

5-10 VDC (15 V maximum)

Combined Error:

0.02% full scale

Insulation Resistance:

5,000 megohms

Deflection at Capacity:

5 kg-100 kg=0.4 mm (0.015 in)

Cable Length:

10 ft (3.1 m)

Cable Diameter:

0.19/PVC jacket

Cable Color Code:

Green +Excitation
 Black -Excitation
 Red +Signal
 White -Signal
 Yellow Shield
 Blue +Sense
 Brown -Sense

Max Platform Size:

5 kg-10 kg (12 in x 12 in)

15 kg-30 kg (18 in x 18 in)

50 kg-100 kg (24 in x 24 in)

Warranty:

Two-year limited warranty

Approvals:

FM
 NTEP

Interchangeable Products

RICE LAKE WEIGHING SYSTEMS

RL1250

HBM®

PW12*

VPG TEDEA-HUNTLEIGH®

1250

*Color code is different

Specifications

Full Scale Output:

2.0 mV/V

Output Resistance:

330-450 ohm, nominal

Input Resistance:

300-500 ohm

Material/Finish:

Aluminum

Temperature:

Compensated range
14°F to 104°F (-10°C to 40°C)

Operating range
0°F to 150°F (-18°C to 65°C)

Seal Type:

Environmentally sealed, IP67

Safe Overload:

150% full scale

Rated Excitation:

5-10 VDC (15 V maximum)

Combined Error:

0.02% full scale

Insulation Resistance:

1,000 megohms

Cable Length:

10ft (3.1 m)

Cable Diameter:

0.190/PVC jacket

Cable Color Code:

Green +Excitation
Black -Excitation
Red +Signal
White -Signal
Blue +Sense
Brown -Sense

Warranty:

Two-year limited warranty

Max Platform Size:

30 in x 30 in

Approvals:

FM
NTEP

APPROVALS



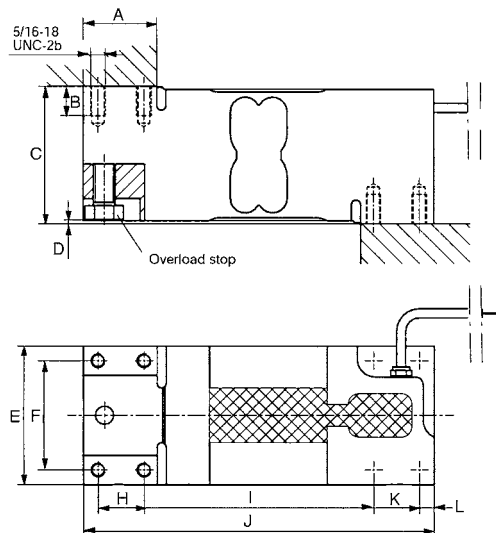
Dimensions

Picture is a representation of actual product

Rated Capacity	A	B	C	D	E	F	H	I	J	K	L
kg/mm											
50-1,000	40.00	16.00	75.00	1.5	76.00	60.00	25.00	125.00	191.00	25.00	8.00
lb/in											
110.2-2,205.0	1.57	0.62	2.95	0.05	2.99	2.36	0.98	4.92	7.51	0.98	0.31

Order Information

Load Rating	Part#	Est. Weight	Price
50 kg	91674	6 lb	\$315.00
75 kg	91675	6 lb	\$315.00
100 kg	91676	6 lb	\$315.00
150 kg	91677	6 lb	\$315.00
200 kg	91678	6 lb	\$315.00
300 kg	91680	6 lb	\$315.00
500 kg	91681	6 lb	\$315.00
1,000 kg	91683	6 lb	\$315.00



SINGLE POINT

RLPWM16

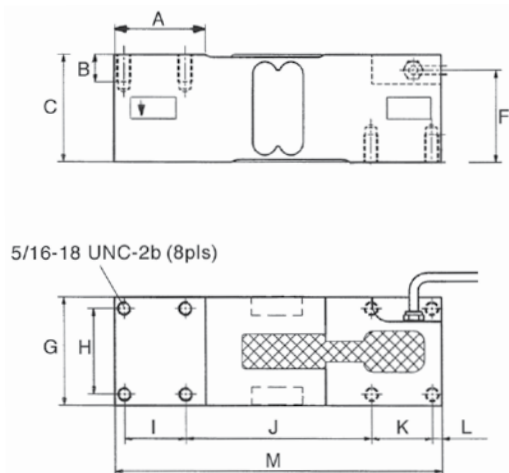
Aluminum, Environmentally Sealed, NTEP Certified 1:5,000 Class III Single Cell, IP67

**APPROVALS****Dimensions***Picture is a representation of actual product*

Rated Capacity	A	B	C	F	G	H	I	J	K	L	M
kg/mm											
50-635	52.00	16.00	62.3	52.3	63.00	50.00	35.00	107.00	35.00	5.5	188.00
lb/in											
110.2-1,455.5	2.04	0.62	2.45	2.05	2.48	1.96	1.37	4.21	1.37	0.21	7.40

Order Information

Load Rating		Part#	Est. Weight	Price
50 kg	110.2 lb	91684	5 lb	\$295.00
75 kg	165.4 lb	91686	5 lb	\$295.00
100 kg	220.5 lb	91687	5 lb	\$295.00
150 kg	330.7 lb	91688	5 lb	\$295.00
200 kg	440.9 lb	91689	5 lb	\$295.00
250 kg	551.2 lb	91690	5 lb	\$295.00
300 kg	661.4 lb	91691	5 lb	\$295.00
500 kg	1,102.3 lb	91692	5 lb	\$295.00
635 kg	1,455.5 lb	91693	5 lb	\$295.00

**Interchangeable Products**

HBM®	
PW16* —
VPG TEDEA-HUNTLEIGH®	
1260 —
RICE LAKE WEIGHING SYSTEMS	
RL1260 —

*Color code is different

Specifications**Full Scale Output:**

2.0 mV/V

Output Resistance:

300-500 ohm

Input Resistance:

300-500 ohm

Material/Finish:

Aluminum

Temperature:

Compensated range
14°F to 104°F (-10°C to 40°C)
Operating range
0°F to 150°F (-18°C to 65°C)

Seal Type:

Environmentally sealed, IP67

Safe Overload:

150% full scale

Rated Excitation:

5-10 VDC (15 V maximum)

Combined Error:

0.02% full scale

Insulation Resistance:

1,000 megohms

Cable Length:

10 ft (3.1 m)

Cable Diameter:

0.190/PVC jacket

Max Platform Size:

24 in x 24 in

Deflection at Capacity

50 kg to 635 kg < 0.6 mm

Cable Color Code:

Green +Excitation
Black -Excitation
Red +Signal
White -Signal
Blue +Sense
Brown -Sense

Warranty:

Two-year limited warranty

Approvals:

FM
NTEP

Aluminum, Environmentally Sealed, NTEP Certified 1:5,000 Class III Single Cell, IP66

Interchangeable Products

RICE LAKE WEIGHING SYSTEMS

RLSP4.....

VPG TEDEA-HUNTLEIGH®

1042.....

HBM®

SP4M.....

FLINTEC®

PC 42.....**Specifications****Full Scale Output:**

2.0 mV/V

Output Resistance:

350 (± 3) ohm

Input Resistance:

415 (± 15) ohm

Material/Finish:

Aluminum

Temperature:Compensated range
14°F to 104°F (-10°C to 40°C)Operating range
0°F to 150°F (-18°C to 65°C)**Seal Type:**

Environmentally sealed, IP66

Safe Overload:150% full scale
Over-center loading point**Rated Excitation:**

5-10 VDC (15 V maximum)

Combined Error:

0.02% full scale

Deflection at Capacity:

1 kg-100 kg=0.015 in (0.4 mm)

Insulation Resistance:

2,000 megohms

Cable Length:

10 ft (3.1 m)

Cable Diameter:

0.200 PVC jacket

Cable Color Code:Green +Excitation
Black -Excitation
Red +Signal
White -Signal
Blue +Sense
Brown -Sense**Platform Size:**

16 in x 16 in

Warranty:

Two-year limited warranty

Approvals:FM
NTEP
OIML (Available upon request)**APPROVALS**

Available upon request

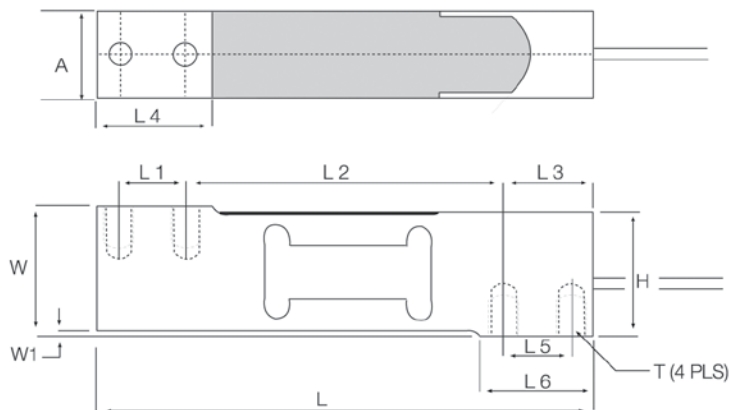
Dimensions

Picture is a representation of actual product

Rated Capacity	A	H	L	L1	L2	L3	L4	L5	L6	W	W1	T
kg/mm												
1-30	20.00	39.00	150.00	19.00	100.00	25.00	34.00	19.00	34.00	40.00	1.00	1/4-20 UNC
50-100	25.2	39.00	150.00	19.00	100.00	25.00	34.00	19.00	34.00	40.00	1.00	1/4-20 UNC
lb/in												
2.2-66.1	0.787	1.54	5.91	0.75	3.937	0.984	1.339	0.75	1.339	1.575	0.040	1/4-20 UNC
110.2-220.5	0.992	1.54	5.91	0.75	3.937	0.984	1.339	0.75	1.339	1.575	0.040	1/4-20 UNC

Order Information

Load Rating	Part#	Est. Weight	Price
1 kg	40955	1 lb	\$180.00
3 kg	40956	1 lb	\$180.00
5 kg	40957	1 lb	\$180.00
10 kg	40958	1 lb	\$180.00
15 kg	40959	1 lb	\$180.00
20 kg	40960	1 lb	\$180.00
30 kg	40961	1 lb	\$180.00
50 kg	40962	2 lb	\$180.00
75 kg	40963	2 lb	\$180.00
100 kg	40964	2 lb	\$180.00



RL1040

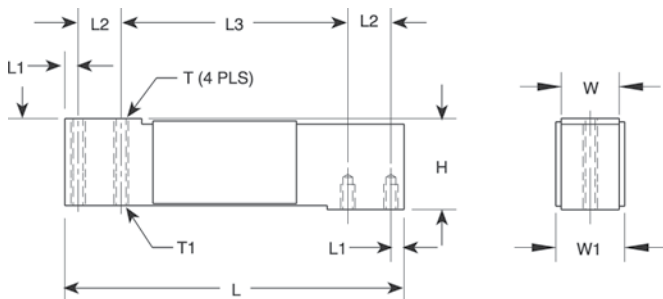
Aluminum, NTEP Certified 1:5,000 Class III Single Cell, Potted and Unpotted, IP65/IP67

**APPROVALS****Dimensions***Picture is a representation of actual product*

Rated Capacity	H	L	L1	L2	L3	T	T1	W	W1
kg/mm									
5-100	40.0	150.0	5.95	19.05	100.0	1/4-20 UNC x 10 DP	1/4-28 UNF x 10 DP	25.4	29.4
lb/in									
11-220.5	1.57	5.91	0.23	0.75	3.94	1/4-20 UNC x 0.39 DP	1/4-28 UNF x 0.39 DP	1.00	1.16

Order Information

Load Rating	Part#	Est. Weight	Price
NTEP Certified, Potted IP67			
7 kg	32860	2 lb	\$195.00
10 kg	32861	2 lb	\$195.00
15 kg	32862	2 lb	\$195.00
20 kg	32863	2 lb	\$195.00
30 kg	32864	2 lb	\$195.00
50 kg	32865	2 lb	\$195.00
100 kg	32866	2 lb	\$195.00
NTEP Certified, Unpotted IP65			
5 kg	32859	2 lb	\$190.00

**Interchangeable Products**

VPG CELTRON®

LOC

VPG TEDEA-HUNTLEIGH®

1040

CARDINAL

TSP**Specifications****Full Scale Output:**

2.0 mV/V

Output Resistance:

350 (± 3) ohm

Input Resistance:

415 (± 5) ohm

Material/Finish:

Anodized aluminum

Temperature:

Compensated range

14°F to 104°F (-10°C to 40°C)

Operating range

0°F to 150°F (-18°C to 65°C)

Seal Type:

Potted, IP67

Unpotted, IP65

Safe Overload:

200% at center loading point, full scale

Rated Excitation:

5-10 VDC (15 V maximum)

Combined Error:

0.02% full scale

Insulation Resistance:

2,000 megohms

Deflection at Capacity:

3 kg-100 kg=0.4 mm (0.015 in)

Cable Length:

10 ft (3.1 m)

Cable Diameter:

0.20/PVC jacket

Cable Color Code:

Green +Excitation

Black -Excitation

Blue +Sense

Brown -Sense

Red +Signal

White -Signal

Max Platform Size:

15.75 in x 15.75 in

Warranty:

Two-year limited warranty

Approvals:

cFMus

NTEP

Interchangeable Products

VPG TEDEA-HUNTLEIGH®

1140.....**Specifications****Full Scale Output:**

2.0 mV/V

Output Resistance:350 (± 3) ohm, nominal**Input Resistance:**415 (± 15) ohm**Material/Finish:**

Stainless steel

Temperature:Operating range
0°F to 150°F (-18°C to 65°C)**Seal Type:**

Environmentally sealed, IP67

Safe Overload:200% at center loading point,
full scale**Rated Excitation:**

5-10 VDC (15 V maximum)

Combined Error:

0.02% full scale

Insulation Resistance:

2,000 megohms

Deflection at Capacity:

15 kg-150 kg=0.4 mm (0.015 in)

Cable Length:

10 ft (3.1 m)

Cable Diameter:

0.20/PVC jacket

Cable Color Code:Green +Excitation
Black -Excitation
Red +Signal
White -Signal
Blue +Sense
Brown -Sense**Max Platform Size:**

15.75 in x 15.75 in

Warranty:

Two-year limited warranty

Approvals:

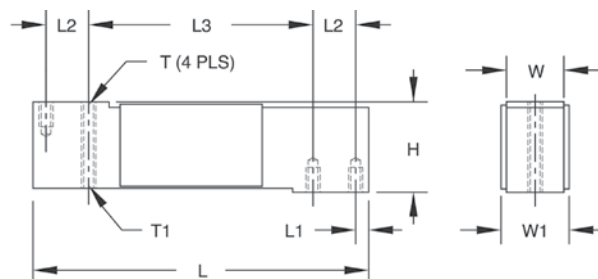
cFMus

APPROVALS**Dimensions***Picture is a representation of actual product*

Rated Capacity	H	L	L1	L2	L3	T	T1	W	W1
kg/mm									
15-150	40.00	150.00	5.95	19.05	100.00	1/4-20 UNC x 10 DP	1/4-28 UNF x 10 DP	25.4	29.4
lb/in									
33.1-330.7	1.57	5.91	0.23	0.75	3.94	1/4-20 UNC x 0.39 DP	1/4-28 UNF x 0.39 DP	1.00	1.16

Order Information

Load Rating	Part #	Est. Weight	Price
15 kg	17544	3 lb	\$320.00
30 kg	17545	3 lb	\$320.00
50 kg	17546	3 lb	\$320.00
75 kg	17547	3 lb	\$320.00
100 kg	17548	3 lb	\$320.00
150 kg	36467	3 lb	\$320.00



SINGLE POINT

RL1380

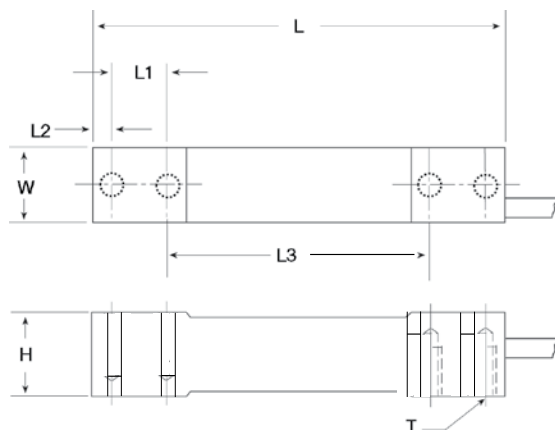
Stainless Steel, Environmentally Sealed, NTEP Certified 1:3,000 Class III Single Cell, IP67

**APPROVALS****Dimensions***Picture is a representation of actual product*

Rated Capacity	W	L	L1	L2	L3	T	H
kg/mm							
7-15	19.1	139.7	19.1	6.4	88.9	1/4-20 UNC	30.2
30-60	23.9	139.7	19.1	6.4	88.9	1/4-20 UNC	30.2
lb/in							
15.4-33.1	0.75	5.50	0.75	0.25	3.50	1/4-20 UNC	1.19
66.1-132.3	0.94	5.50	0.75	0.25	3.50	1/4-20 UNC	1.19

Order Information

Load Rating	Part#	Est. Weight	Price
7 kg	30783	2 lb	\$310.00
10 kg	30782	2 lb	\$310.00
15 kg	30781	2 lb	\$310.00
30 kg	30780	2 lb	\$310.00
60 kg	30779	2 lb	\$310.00

**Interchangeable Products**HBM®
PWS.....—**Specifications****Full Scale Output:**

2.0mV/V

Output Resistance:

350 (± 3) ohm

Input Resistance:

350 ohm

Material/Finish:

Stainless steel

Temperature:Compensated range
14°F to 104°F (-10°C to 40°C)

Operating range

0°F to 150°F (-18°C to 65°C)

Seal Type:

Environmentally sealed, IP67

Safe Overload:

150% full scale

Rated Excitation:

5-10 VDC (15 V maximum)

Combined Error:

0.03% full scale

Insulation Resistance:

1,000 megohms

Cable Length:

10ft (3.1 m)

Cable Diameter:

0.190 polyurethane jacket

Deflection:

<0.4mm FS

Max Platform Size:

15.75in x 15.75in

Cable Color Code:Green +Excitation
Black -Excitation
White +Signal
Red -Signal
Yellow Shield**Warranty:**

Two-year limited warranty

Approvals:FM
NTEP

Interchangeable Products

FLINTEC®

PC1

Specifications**Full Scale Output:**

2.0 mV/V

Output Resistance:

330 ± 25 ohm

Input Resistance:

390 ± 20 ohm

Material/Finish:

Stainless steel

Temperature:Operating range
0°F to 150°F (-18°C to 65°C)**Seal Type:**

Environmentally sealed, IP67

Safe Overload:

200% full scale

Rated Excitation:

5 VDC (15 V maximum)

Combined Error:

0.02% full scale

Insulation Resistance:

5,000 megohms

Cable Length:

10 ft (3.1 m)

Cable Diameter:

0.196 polyurethane jacket

Max Platform Size:

18 in x 18 in

Cable Color Code:Green +Excitation
Black -Excitation
White +Signal
Red -Signal
Yellow Shield**Warranty:**

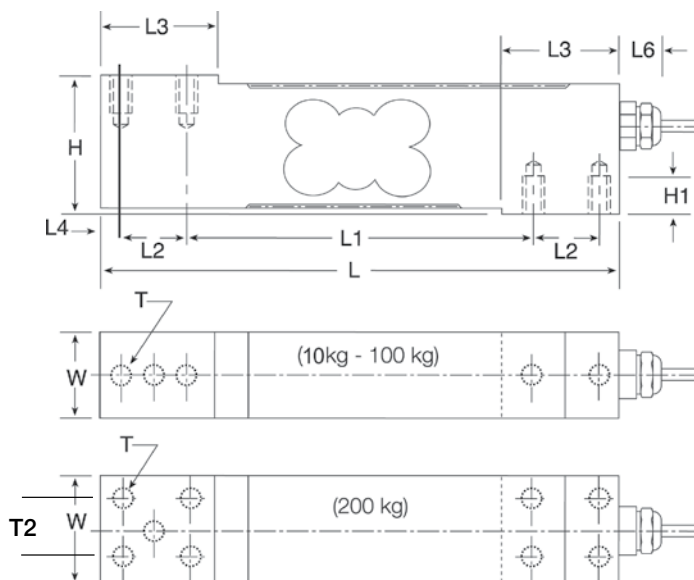
Two-year limited warranty

Approvals:FM
NTEP**APPROVALS****Dimensions***Picture is a representation of actual product*

Rated Capacity	H	H1	L	L1	L2	L3	L4	L6	W	T	T2
kg/mm											
10-100	40.00	10.00	150.00	100.00	19.00	32.00	6.00	20.00	25.4	1/4-20 UNC x 19.1 DP	N/A
200	40.00	10.00	150.00	100.00	19.00	32.00	6.00	20.00	38.1	1/4-20 UNC x 19.1 DP	25.4
lb/in											
22.0-220.5	1.57	0.40	5.90	3.93	0.75	1.26	0.24	0.79	1.00	1/4-20 UNC x 0.75 DP	N/A
441.0	1.57	0.40	5.90	3.93	0.75	1.26	0.24	0.79	1.50	1/4-20 UNC x 0.75 DP	1.00

Order Information


Load Rating	Part #	Est. Weight	Price
10 kg	41405	3 lb	\$295.00
15 kg	41233	3 lb	\$295.00
30 kg	41234	3 lb	\$295.00
50 kg	41235	3 lb	\$295.00
75 kg	41236	3 lb	\$295.00
Non-NTEP Certified			
100 kg	41237	3 lb	\$295.00
200 kg	41406	4 lb	\$440.00



SINGLE POINT

RL1260

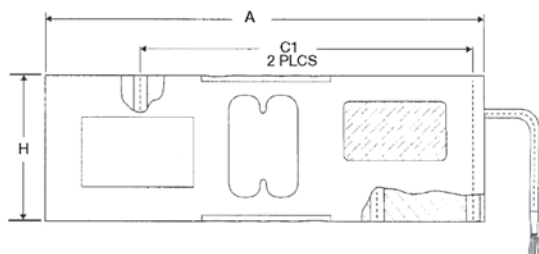
Aluminum, Environmentally Sealed, NTEP Certified 1:5,000 Class III Single Cell, IP67

**APPROVALS****Dimensions***Picture is a representation of actual product*

Rated Capacity	A	B	C	C1	D	E	F	G	H
kg/mm									
50-635	188.00	52.00	35.00	142.00	5.5	63.5	50.00	5/16-18 UNC	62.3
lb/in									
110.2-1,400.2	7.40	2.05	1.38	5.59	0.22	2.49	1.97	5/16-18 UNC	2.45

Order Information

Load Rating		Part #	Est. Weight	Price
50 kg	110.2lb	41020	5 lb	\$310.00
75 kg	165.4 lb	41021	5 lb	\$310.00
100 kg	220.5 lb	41022	5 lb	\$310.00
150 kg	330.7 lb	158469	5 lb	\$310.00
200 kg	440.9 lb	41023	5 lb	\$310.00
250 kg	551.2 lb	41024	5 lb	\$310.00
300 kg	661.4 lb	41025	5 lb	\$310.00
500 kg	1,102.3 lb	41026	5 lb	\$310.00
635 kg	1,400.2 lb	41027	5 lb	\$310.00

**Interchangeable Products**

RICE LAKE WEIGHING SYSTEMS

RLPWM16

VPG TEDEA-HUNTLEIGH®

1260

HBM®

PW16*

*Color code is different

Specifications**Full Scale Output:**

2.0 mV/V

Output Resistance:

350 (± 3) ohm

Input Resistance:

415 (± 15) ohm

Material/Finish:

Anodized aluminum

Temperature:

Compensated range

14°F to 104°F (-10°C to 40°C)

Operating range

0°F to 150°F (-18°C to 65°C)

Seal Type:

Environmentally sealed, IP67

Safe Overload:

150% of full scale at center loading point

Rated Excitation:

5-10 VDC (15 V maximum)

Combined Error:

0.02% full scale

Insulation Resistance:

5,000 megohms

Cable Length:

10 ft (3.1 m)

Cable Diameter:

0.220 polyurethane jacket

Max Platform Size:

24 in x 24 in

Cable Color Code:

Green +Excitation

Black -Excitation

Red +Signal

White -Signal

Blue +Sense

Brown -Sense

Warranty:

Two-year limited warranty

Approvals:

cFMus

NTEP

Fluid Damped, Stainless Steel, Environmentally Sealed, Single Cell 1:3,000, IP68

Interchangeable Products

VPG TEDEA-HUNTLEIGH®

240

Specifications

Full Scale Output:

2.0 mV/V

Output Resistance:

350 (± 3) ohm

Input Resistance:

400 (± 20) ohm

Material/Finish:

Stainless Steel

Temperature:

Operating range
0°F to 150°F (-18°C to 65°C)

Seal Type:

Environmentally sealed, IP68

Safe Overload:

200% of full scale

Rated Excitation:

5-10 VDC

Combined Error:

0.017% full scale

Insulation Resistance:

5,000> megohms

Cable Length:

5 m (16.4 ft)

Cable Color Code:

Green +Excitation
Black -Excitation
Red +Signal
White -Signal
Blue +Sense
Yellow -Sense

Warranty:

Two-year limited warranty

Approvals:

cFMus

APPROVALS



Breathing Tube



Protective Cover

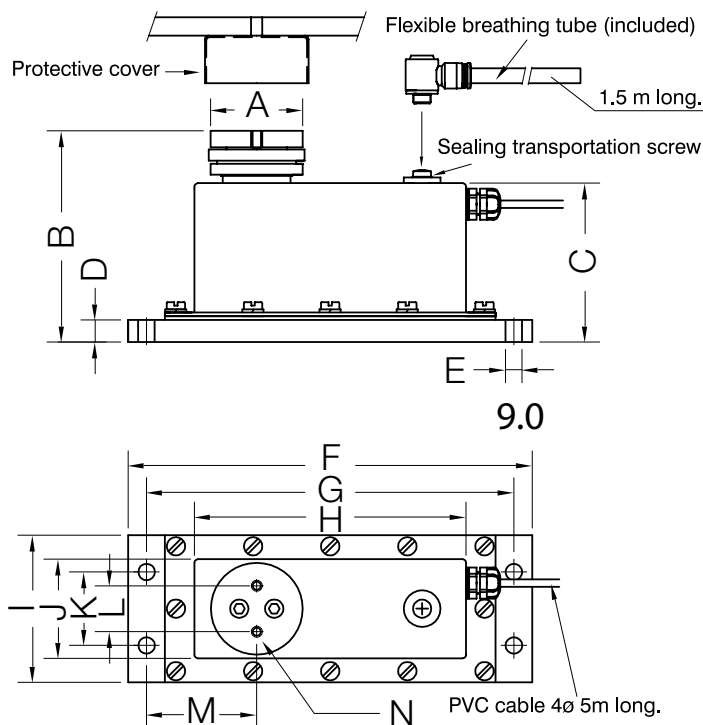
Dimensions

Picture is a representation of actual product

Rated Capacity	A	B	C	D	E	F	G	H	I	J	K	L	M	N
kg/mm														
2-50	50 dia	115.0	86.5	12.0	9.0	220.0	200.0	148.0	80.0	54.0	40.0	25.0	60.0	1/4-20 UNC
lb/in														
4.4-110.2	1.97 dia	4.53	3.41	0.48	0.35	8.66	7.87	5.83	3.15	2.13	1.57	0.98	2.36	1/4-20 UNC

Order Information

Load Rating	Part #	Est. Weight	Price
2 kg	194928	8 lb	\$695.00
3 kg	199001	8 lb	\$695.00
5 kg	194929	8 lb	\$695.00
7 kg	194930	8 lb	\$695.00
10 kg	194932	8 lb	\$695.00
15 kg	194933	8 lb	\$695.00
20 kg	194934	8 lb	\$695.00
30 kg	194935	8 lb	\$695.00
50 kg	194936	16 lb	\$695.00



SINGLE POINT

RL26018A

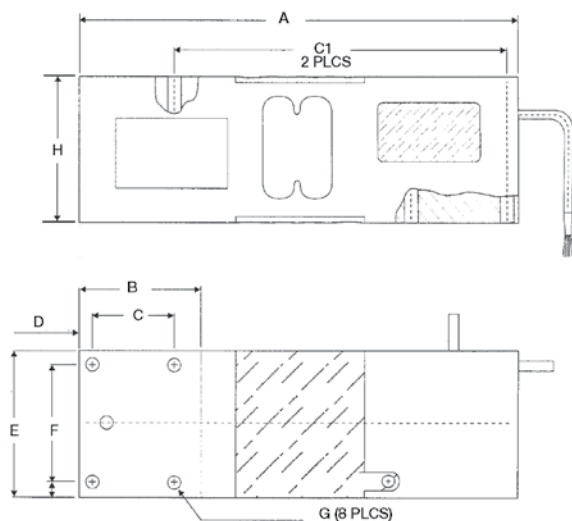
Aluminum, Environmentally Sealed, NTEP Certified 1:5,000 Class III Single Cell, IP67

**APPROVALS****Dimensions***Picture is a representation of actual product*

Rated Capacity	A	B	C	C1	D	E	F	G	H
kg/mm									
50-635	188.00	52.00	35.00	142.00	5.5	63.5	50.00	5/16-18 UNC	62.3
lb/in									
110.2-1,400.0	7.40	2.05	1.38	5.59	0.22	2.49	1.97	5/16-18 UNC	2.45

Order Information

Load Rating		Part#	Est. Weight	Price
50 kg	110.2lb	188682	5lb	\$275.00
75 kg	165.3lb	188683	5lb	\$275.00
100 kg	220.5lb	188684	5lb	\$275.00
150 kg	330.7lb	188685	5lb	\$275.00
200 kg	440.9lb	188686	5lb	\$275.00
250 kg	551.2lb	188687	5lb	\$275.00
300 kg	661.4lb	188688	5lb	\$275.00
500 kg	1,102.3lb	188689	5lb	\$275.00
635 kg	1,400.0lb	188690	5lb	\$275.00

**Interchangeable Products**

RICE LAKE WEIGHING SYSTEMS

RL1260

RICE LAKE WEIGHING SYSTEMS

RLPWM16

VPG TEDEA-HUNTLEIGH®

1260

HBM®

PW16*

*Color code is different

Specifications**Full Scale Output:**

2.0 mV/V nominal

Output Resistance:

350 (± 3) ohm

Input Resistance:

415 (± 15) ohm

Material/Finish:

Anodized aluminum

Temperature:

Compensated range

14°F to 104°F (-10°C to 40°C)

Operating range

0°F to 150°F (-18°C to 65°C)

Seal Type:

Environmentally sealed, IP67

Safe Overload:

150% of full scale

Rated Excitation:

5-10 VDC (15 VDC Max)

Insulation Resistance:

>5,000 megohms

Combined Error:

0.02% full scale

Cable Length:

10 ft (3.1 m)

Cable Color Code:

Green +Excitation

Black -Excitation

Red +Signal

White -Signal

Blue +Sense

Yellow -Sense

Warranty:

Two-year limited warranty

Approvals:

cFMus

NTEP

Aluminum, Environmentally Sealed, NTEP Certified 1:5,000 Class III Single Cell, Potted, IP67

Interchangeable Products

RICE LAKE WEIGHING SYSTEMS

RLPWM12

VPG TEDEA-HUNTLEIGH®

1250

FLINTEC®

PCB*

HBM®

PW12**

*Stainless steel, hermetically sealed

**Color code is different

APPROVALS

Picture is a representation of actual product

Specifications**Full Scale Output:**

2.0 mV/V

Output Resistance:

350 (± 3) ohm

Input Resistance:

415 (± 15) ohm

Material/Finish:

Anodized aluminum

Temperature:Compensated range
14°F to 104°F (-10°C to 40°C)Operating range
0°F to 150°F (-18°C to 65°C)**Seal Type:**

Environmentally sealed, IP67

Safe Overload:

150% of full scale at center loading point

Rated Excitation:

5-10 VAC/DC (15 V maximum)

Combined Error:

.02% full scale

Insulation Resistance:

5,000 megohms

Deflection at Capacity:

50 kg-1,000 kg=0.4 mm (0.015 in)

Cable Length:

10 ft (3.1 m)

Cable Diameter:

0.220 polyurethane jacket

Cable Color Code:Green +Excitation
Black -Excitation
Red +Signal
White -Signal
Blue +Sense
Brown -Sense**Max Platform Size:**

24 in x 24 in

Warranty:

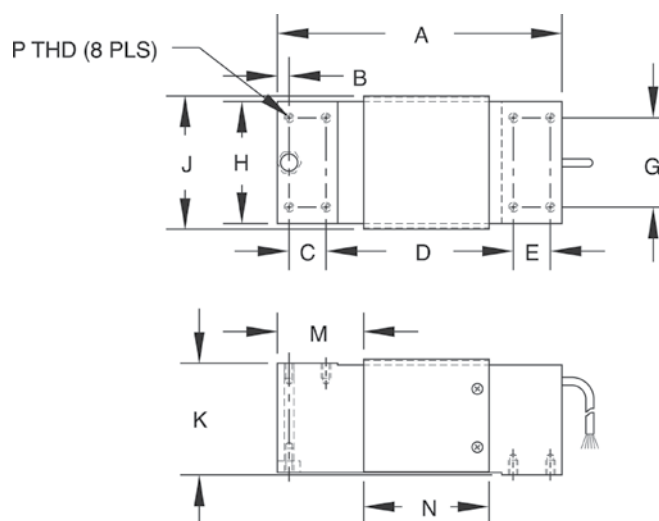
Two-year limited warranty

Approvals:cFMus
NTEP**Dimensions**

Rated Capacity	A	B	C	D	E	G	H	J	K	M	N	P
kg/mm												
50-1,000	191.00	8.0	25.00	125.00	25.00	60.00	75.00	82.00	75.00	57.5	85.00	5/16-18 UNC x 15 DP
lb/in												
110.2-2,204.6	7.52	0.31	0.98	4.92	0.98	2.36	2.95	3.23	2.95	2.26	3.35	5/16-18 UNC x 0.59 DP

Order Information

Load Rating	Part #	Est. Weight	Price
50 kg	32849	7 lb	\$315.00
75 kg	32856	7 lb	\$315.00
100 kg	32855	7 lb	\$315.00
150 kg	32854	7 lb	\$315.00
200 kg	32853	7 lb	\$315.00
250 kg	32852	7 lb	\$315.00
300 kg	32851	7 lb	\$315.00
500 kg	32850	7 lb	\$315.00
635 kg	32857	7 lb	\$315.00
1,000 kg	32858	7 lb	\$315.00



SINGLE POINT

RL1218A

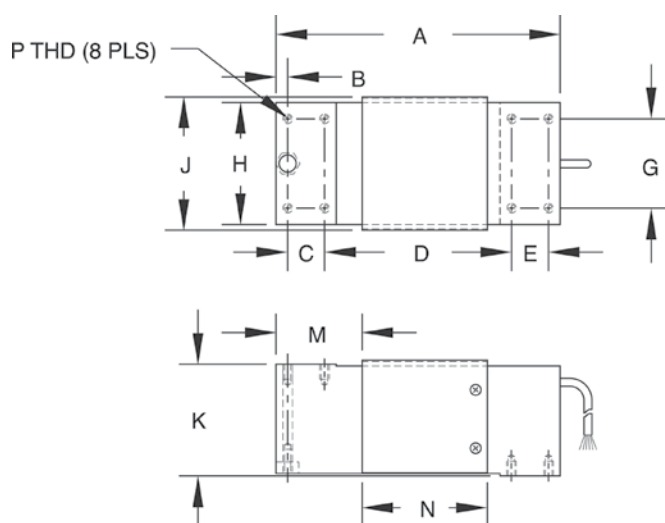
Aluminum, Environmentally Sealed, NTEP Certified 1:5,000 Class III Single Cell, IP67

**APPROVALS****Dimensions***Picture is a representation of actual product*

Rated Capacity	A	B	C	D	E	G	H	J	K	M	N	P
kg/mm												
50-1,000	191.00	8.0	25.00	125.00	25.00	60.00	75.00	82.00	75.00	57.5	85.00	5/16-18 UNC x 15 DP
lb/in												
110.2-2,205	7.52	0.31	0.98	4.92	0.98	2.36	2.95	3.23	2.95	2.26	3.35	5/16-18 UNC x 0.59 DP

Order Information

Load Rating	Part#	Est. Weight	Price
50 kg	191096	5 lb	\$310.00
75 kg	191097	5 lb	\$310.00
100 kg	191098	5 lb	\$310.00
150 kg	191099	5 lb	\$310.00
200 kg	191100	5 lb	\$310.00
250 kg	191101	5 lb	\$310.00
300 kg	191102	5 lb	\$310.00
500 kg	191103	5 lb	\$310.00
635 kg	191104	5 lb	\$310.00
1,000 kg	191105	5 lb	\$310.00

**Interchangeable Products**

RICE LAKE WEIGHING SYSTEMS

RL1250 —

RICE LAKE WEIGHING SYSTEMS

RLPWM12 —

VPG TEDEA-HUNTLEIGH®

1250 —

HBM®

PW12* —

*Color code is different

Specifications**Full Scale Output:**

2.0 mV/V nominal

Output Resistance:

350 (± 3) ohm

Input Resistance:

415 (± 15) ohm

Material/Finish:

Anodized aluminum

Temperature:Compensated range
14°F to 104°F (-10°C to 40°C)Operating range
0°F to 150°F (-18°C to 65°C)**Seal Type:**

Environmentally sealed, IP67

Safe Overload:

150% full scale

Rated Excitation:

5-10 VDC (15 VDC Max)

Insulation Resistance:

>5,000 megohms

Cable Length:

10 ft (3.1 m)

Cable Color Code:Green +Excitation
Black -Excitation
Red +Signal
White -Signal
Blue +Sense
Yellow -Sense**Warranty:**

Two-year limited warranty

Approvals:cFMus
NTEP

Interchangeable Products

RICE LAKE WEIGHING SYSTEMS

RL1042

RICE LAKE WEIGHING SYSTEMS

RLSP4

VPG TEDEA-HUNTLEIGH®

1042

HBM®

SP4M*

**Color code is different*

Specifications

Full Scale Output:

2.0 mV/V $\pm 10\%$

Output Resistance:

350 (± 3) ohm

Input Resistance:

400 (± 20) ohm

Material/Finish:

Aluminum

Temperature:

Compensated range
14°F to 104°F/-10°C to 40°C
Operating range
0°F to 150°F (-18°C to 65°C)

Seal Type:

Environmentally sealed, IP66

Safe Overload:

150% of full scale at center loading point

Rated Excitation:

10 VDC

Combined Error:

0.02% full scale

Insulation Resistance:

>5,000 megohms

Cable Length:

10 ft (3.1 m)

Cable Color Code:

Green +Excitation
Black -Excitation
Red +Signal
White -Signal
Blue +Sense
Yellow -Sense

Platform Size:

15.75 in x 15.75 in max

Warranty:

Two-year limited warranty

Approvals:

cFMus
NTEP

APPROVALS



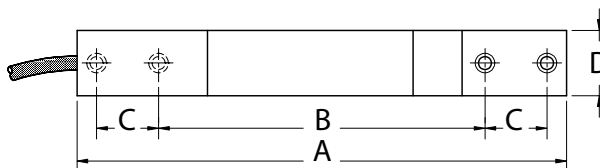
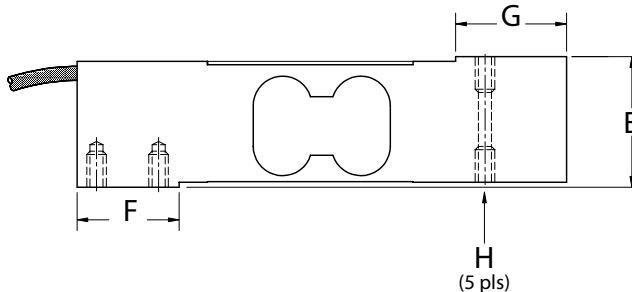
Dimensions

Picture is a representation of actual product

Rated Capacity	A	B	C	D	E	F	G	H
kg/mm								
3-100	150.0	100.0	19.0	25.4	40.0	31.2	34	1/4-20 UNC
lb/in								
6.6-220.5	5.91	3.94	0.75	1.00	1.58	1.23	1.34	1/4-20 UNC

Order Information

Load Rating		Part#	Est. Weight	Price
3 kg	6.6 lb	188672	2 lb	\$180.00
5kg	11.0 lb	188673	2 lb	\$180.00
7 kg	15.4 lb	188674	2 lb	\$180.00
10 kg	22.0 lb	188675	2 lb	\$180.00
15 kg	33.1 lb	188676	2 lb	\$180.00
20 kg	44.1 lb	188677	2 lb	\$180.00
30 kg	66.1 lb	188678	2 lb	\$180.00
50 kg	110.2 lb	188679	2 lb	\$180.00
75 kg	165.3 lb	188680	2 lb	\$180.00
100 kg	220.5 lb	188681	2 lb	\$180.00



SINGLE POINT

RLFLS

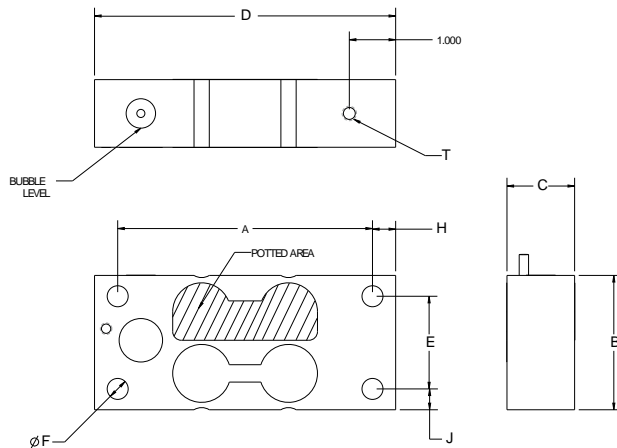
Stainless Steel, Environmentally Sealed, Potted, IP67

**Dimensions***Picture is a representation of actual product*

Rated Capacity	A	B	C	D	E	F	H	J	T
lb/in									
50-75	5.50	2.90	0.735	6.50	2.00	0.453	0.50	0.45	5/16-18 UNC x 0.50
kg/mm									
22.7-34.0	139.7	73.7	18.7	165.1	50.8	11.5	12.7	11.43	5/16-18 UNC x 0.50

Order Information

Load Rating		Part#	Est. Weight	Price
50 lb	22.7 kg	125612	3 lb	\$595.00
75 lb	34.0 kg	125613	3 lb	\$595.00

**Interchangeable Products**

AVERY WEIGH-TRONIX®

FLS.....—**Specifications****Full Scale Output:**

1.0 (± 10%) mV/V

Output Resistance:

350 (± 3) ohm

Input Resistance:

385 (± 10) ohm

Material/Finish:

Stainless steel

Temperature:Operating range:
0°F to 150°F (-18°C to 65°C)**Seal Type:**

Environmentally sealed, IP67

Safe Overload:

150% full scale

Rated Excitation:

5-15 VDC

Hysteresis:

0.02% full scale

Non-Linearity:

0.02% full scale

Insulation Resistance:


5,000 megohms

Cable Length:

10 ft (3.1 m)

Cable Color Code:Green +Excitation
Black -Excitation
Red +Signal
White -Signal**Warranty:**

Two-year limited warranty



PLANAR BEAM

RLBLP

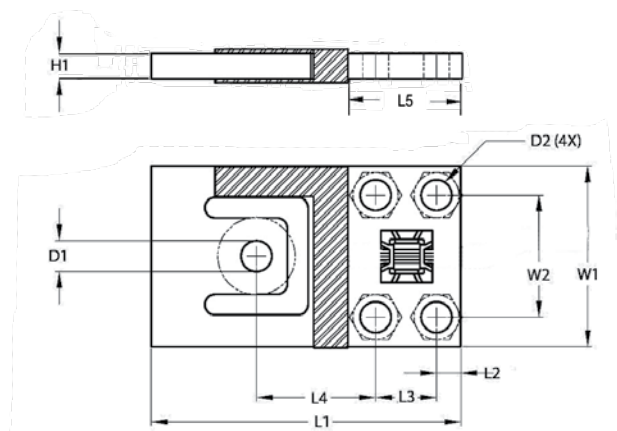
Aluminum, Environmentally Sealed, IP65

**APPROVALS****Dimensions***Picture is a representation of actual product*

Rated Capacity	L1	L2	L3	L4	L5	W1	W2	H1	D1	D2
kg/mm										
15	70.00	4.9	14.00	28.00	23.7	39.00	27.8	4.1	7.6	5.1
37.5	76.2	6.00	15.00	29.3	27.00	44.5	30.00	4.8	7.6	6.6
75	84.4	6.4	15.00	34.00	27.7	54.8	30.00	6.4	7.6	6.6
150	107.3	7.8	22.9	45.9	38.4	69.9	44.5	7.9	9.1	8.1

Order Information

Load Rating		Part#	Est. Weight	Price
15 kg	33.0lb	100272	1 lb	\$80.00
37.5 kg	82.6lb	104645	1 lb	\$85.00
75 kg	165.3lb	100273	1 lb	\$90.00
150 kg	330.7lb	100274	1 lb	\$95.00

**Interchangeable Products**

FLINTEC™

PB —**Specifications****Full Scale Output:**

1 mV/V

Output Resistance:1,000 (± 10) ohm**Input Resistance:**1,180 (± 50) ohm**Material/Finish:**

Aluminum

Temperature:Operating range:
0°F to 150°F (-18°C to 65°C)**Seal Type:**

Environmentally sealed, IP65

Safe Overload:

150% full scale

Rated Excitation:

5-15 VDC

Combined Error:

0.05% full scale

Insulation Resistance:

5,000 megohms

Cable Length:15 kg = 1.0m
37.5kg, 75kg, 150kg = 1.5m**Cable Color Code:**Green +Excitation
Black -Excitation
White +Signal
Red -Signal**Warranty:**

Two-year limited warranty

Approvals:

cFMus

Specifications

Full Scale Output:
3.0 ($\pm 0.1\%$) mV/V
Bridge Resistance:

350 ohm, nominal

Material/Finish:

Stainless steel

Temperature:
Operating range
0°F to 150°F (-18°C to 65°C)
Seal Type:

Environmentally sealed, IP67

Safe Overload:

150% full scale

Rated Excitation:

5-10 VDC (15 V maximum)

Linearity:

0.05% full scale

Repeatability:

0.03% full scale

Insulation Resistance:

5,000 megohms

Cable Length:

40 ft polyurethane jacket with connection

Cable Diameter:

0.25 in

Cable Color Code:

Green +Excitation

Black -Excitation

White +Signal

Red -Signal

Warranty:

Two-year limited warranty

Approvals:

FM

APPROVALS



Dimensions

Picture is a representation of actual product

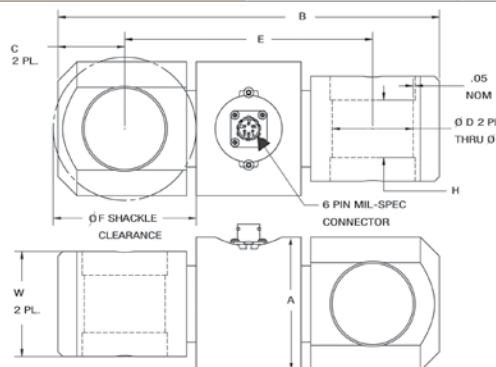
Rated Capacity	A	B	C	ØD	E	ØF	W	H
lb/in								
5,000-10,000	2.00	6.50	1.00	1.05	4.50	2.38	1.37	0.75
25,000	2.75	8.00	1.38	1.55	5.25	2.88	2.00	1.00
50,000-75,000	3.25	14.00	2.50	2.31	9.00	5.00	3.00	1.75
100,000-150,000	4.00	16.00	2.88	2.88	10.25	6.25	4.00	2.00
200,000	6.00	18.00	3.25	3.38	11.50	6.50	4.75	2.38
250,000	6.50	20.00	3.75	3.88	12.50	7.50	5.00	2.75
300,000-500,000	7.50	24.00	4.50	4.31	15.00	9.50	5.40	3.00

Order Information

Load Rating	Part#	Est. Weight	Price
5,000 lb	117731	5 lb	\$1,215.00
10,000 lb	117732	5 lb	\$1,215.00
25,000 lb	117733	8 lb	\$1,420.00
50,000 lb	117735	34 lb	\$2,540.00
75,000 lb	117736	34 lb	\$2,540.00
100,000 lb	117737	56 lb	\$2,740.00
150,000 lb	117738	56 lb	\$2,740.00
200,000 lb	117739	95 lb	\$5,045.00
250,000 lb	117740	117 lb	\$5,445.00
300,000 lb	117741	191 lb	\$7,730.00
500,000 lb	117742	191 lb	\$7,730.00
Replacement Parts			
40 ft load cell cable	187132		\$150.00

Shackles sold in pairs

Load Rating	Part#	Price
5,000 lb-10,000 lb	83450	\$200.00
25,000 lb	83451	\$625.00
50,000 lb	83452	\$925.00
75,000 lb	119279	\$1,595.00
100,000 lb	83453	\$2,925.00
150,000 lb-200,000 lb	83454	Consult
250,000 lb	83455	Consult
300,000 lb	83456	Consult



MSI-Load Pin Sensors

Custom
Outputs Available



Standard Features

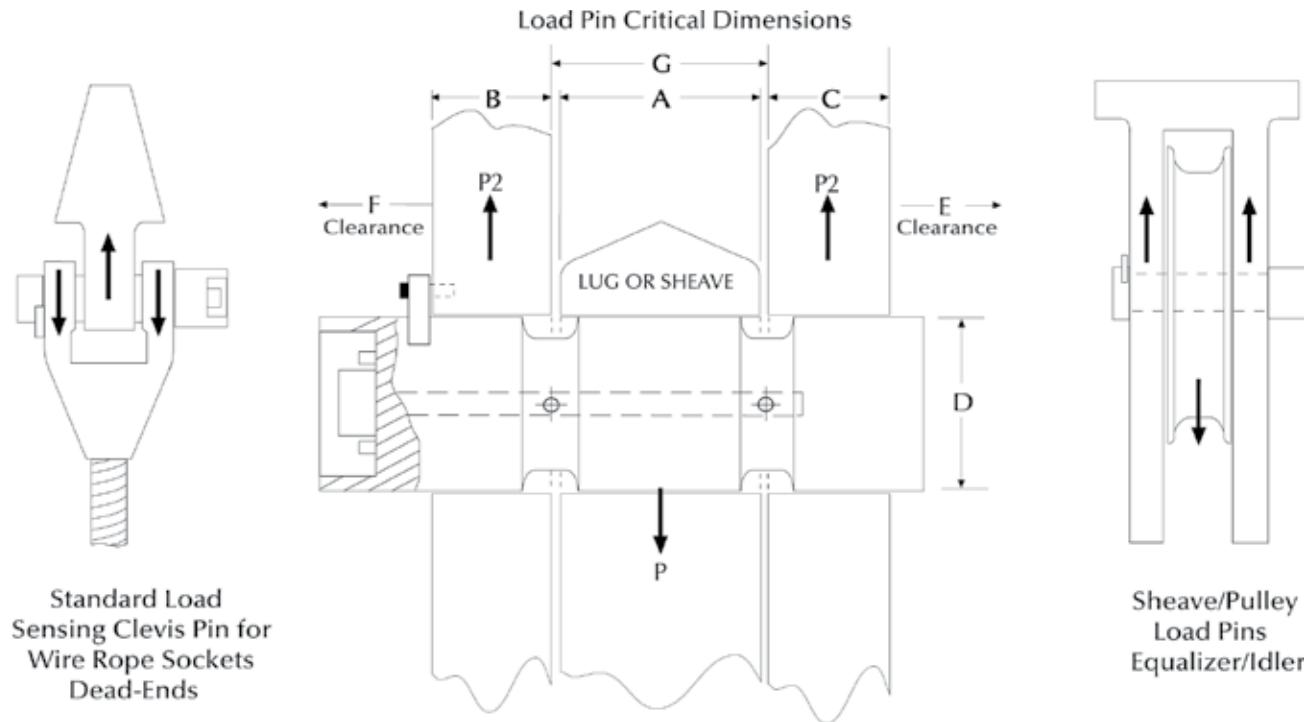
- A key component of MSI's integrated overhead weighing solutions is the Load Pin Sensor. Typically designed and manufactured specifically to each integrated solution, the MSI load pin is strictly industrial grade. Each load pin design is precision machined from 17-4 stainless steel for safety, strength and corrosion resistance.
- Internally gauged load pin
- Idler sheave or dead end pin preferred location
- Minimum 5:1 safety factor
- 17-4 stainless steel construction
- $\pm 1\%$ to 3% accuracy of hoist capacity
- -40°F to 140°F standard operating temperature (other temperature compensated ranges available)

A key component for MSI's integrated overhead weighing solutions is the Load Pin Sensor. Typically designed and manufactured specifically to each integrated solution, the MSI load pin is strictly industrial grade. Each load pin design is precision machined from 17-4 stainless steel for safety, strength and corrosion resistance.

Each strain gauge location is precisely calculated and correctly placed in the optimum concentrated stress area of each installation. This MSI applied engineering process ensures the most efficient and accurate performance for each specific installation.

MSI load pin designs apply only internally mounted strain gauges for complete protection from the outside environment.

To receive a quotation for a load pin sensor to meet your application requirements, complete the load pin questionnaire also located at www.ricelake.com or contact an MSI overhead weighing specialist for further application assistance.



Load Pin Data	
A=Width	_____ Inch
B=Width	_____ Inch
C=Width	_____ Inch
D=Pin Diameter	_____ Inch
E=Clearance	_____ Inch
F=Clearance	_____ Inch
G=Width	_____ Inch
Lube Port	<input type="checkbox"/> No <input type="checkbox"/> Yes _____ # of exits
Hoist Capacity	_____ Tons
Parts of Wire Rope	_____
Sensor Capacity	_____ Tons
Factor of Safety	<input type="checkbox"/> 3:1 <input type="checkbox"/> 5:1 <input type="checkbox"/> 7:1 <input type="checkbox"/> 10:1
Application	_____
Accuracy Requirement	_____
Temperature Requirement	_____
Required Output	_____
Material Testing Requirement	_____
Load Vector Orientation/Alignment	<input type="checkbox"/> ← <input type="checkbox"/> → <input type="checkbox"/> ↓ <input type="checkbox"/> ↑
Name	_____
Company	_____
Phone	_____
Note: Minimum clearance between "A" and "G" = 0.0625 inch.	

Cable Connections	
End-Mounted Cable	
End-Mounted Connector (standard)	
Side-Mounted Cable	
Side-Mounted Connector	
Recessed Connector	
Sensor's Cable Length _____ Feet	
Comments _____	



230 W. Coleman St. • Rice Lake, WI 54868 • USA
TEL: 800-874-4320 • FAX: 206-244-8470 • www.ricelake.com/msi

An ISO 9001 registered company © 2019 Rice Lake Weighing Systems PN 154086 10/19
Specifications subject to change without notice.

MSI-Tension Link Load Cell



Specifications

Input Resistance:

1,500 ohm

Output Resistance:

2,000 ohm

Full Scale Output:

0.8mV/V

Connector Pin Out:

A: EX+

B: Sig +

C: Sig -

D: EX-

Accuracy:

0.1% of rated capacity

Material:

4340 steel

Standard Features

- 4340 Steel construction
- Mil Spec connector
- 7:1 Safety factor

Additional Options

(Contact MSI for application consultation)

- Crosby® top and bottom shackles

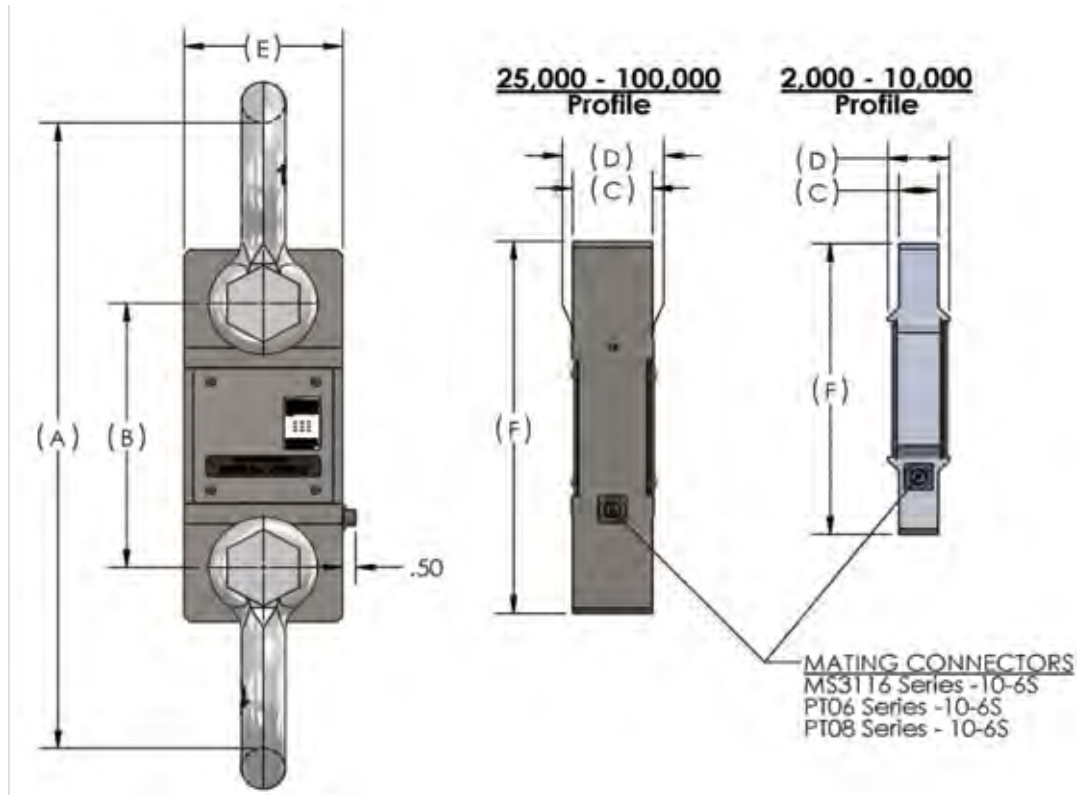
Part Number/Price

Part #	Description	Price
181907	2K 7200 Style Load Cell Only	\$885.00
181908	5K 7200 Style Load Cell Only	\$885.00
181909	10K 7200 Style Load Cell Only	\$930.00
178093	25K 7200 Style Load Cell Only	\$1,015.00
178094	50K 7200 Style Load Cell Only	\$1,585.00
181910	100K 7200 Style Load Cell Only	\$2,340.00
134505	Mating Cable Assembly, 10 ft	\$165.00

Contact factory for higher capacities

Dimensions

Capacity (lbs)	P/N	Load Cell Material	(A) Headroom Loss	(B) C-C Length	(C) Lug Thk	(D) Body Thk	(E) Body Width	(F) Body Length	Lug Hole	Crosby Shackle	
2,000	181907	Aluminum	13.50	8.00	0.99	2.13	4.50	9.75	0.78	3-1/4 T	151357
5,000	181908	Aluminum	13.50	8.00	0.99	2.13	4.50	9.75	0.78	3-1/7 T	151357
10,000	181909	Aluminum	16.13	8.50	1.35	2.13	5.37	10.75	1.05	6-1/2 T	151355
25,000	178093	Steel	22.39	9.26	2.24	2.24	4.80	12.76	1.67	17 T	141992
50,000	178094	Steel	25.74	9.76	2.74	2.81	5.43	13.76	2.05	25 T	151356
100,000	181910	Steel	28.49	10.74	3.09	3.09	6.86	15.74	2.30	55 T	146336



MSI-Clamp On Load Cell



Specifications

Accuracy:
3-5%

Material:
4340 steel, zinc plated

IP Rating:
IP68

Cable Color Code:
Red +Excitation
Black -Excitation
Green +Signal
White -Signal

Cable Length:
20 ft (6 m) integral cable with blunt end termination

Standard Features

- ETD 150 construction
- Accommodates up to 3/4-inch wire rope size
- IP68
- Larger diameter clamp ons available - call for pricing

Options

- Custom sizes available on request
- Pair with an SCT transmitter for basic safety functions

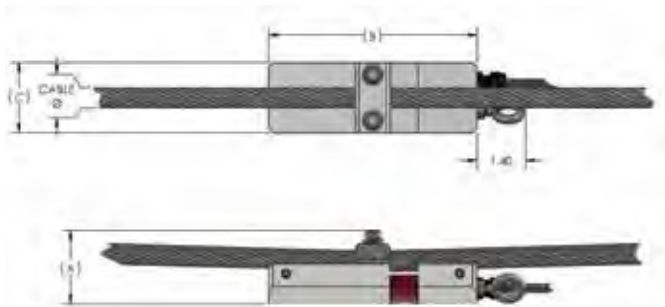
Part Number/Price

Part #	Description	Price
179080	Load Cell Assembly Clamp-On for 3/8 to 1/2 in wire rope	\$675.00
179082	Load Cell Assembly Clamp-On for 9/16 to 3/4 in wire rope	\$800.00
188816	Kit with SCT-2200 for 3/8 to 1/2 in wire rope	\$1,200.00
188817	Kit with SCT-2200 for 9/16 to 3/4 in wire rope	\$1,330.00

Larger diameter clamp ons available - call for pricing

Dimensions

Cable Range	Part #	A	B	C
3/8 - 1/2	179080	Cable + 1.70	6.00	2.00
9/16-3/4	179082	Cable + 1.67	6.00	2.00



Medical Scales

TABLE OF CONTENTS

RL-440HH DIGITAL HOME HEALTH SCALE	782	260-10-1 BARIATRIC HANDRAIL SCALE	806
RL-330HHD/RL-330HHL DIAL HOME HEALTH SCALE	783	250-10-2 BARIATRIC HANDRAIL SCALE	807
DHH-10 DIGITAL HOME HEALTH SCALE	784	250-10-4 BARIATRIC HANDRAIL SCALE	808
RL-MPS MECHANICAL PHYSICIAN SCALE.....	785	<i>With Seat</i>	
<i>Lb and Kg</i>		RL-MCS MECHANICAL CHAIR SCALE	809
RL-MPS-10 MECHANICAL PHYSICIAN SCALE.....	786	<i>16 Inch Wide Seat</i>	
<i>Lb Only</i>		560-10-1 DIGITAL CHAIR SCALE.....	810
RL-MPS-20 MECHANICAL PHYSICIAN SCALE.....	787	<i>20 Inch Wide Seat</i>	
<i>Lb and Kg</i>		550-10-1 DIGITAL CHAIR SCALE.....	811
RL-MPS-30 MECHANICAL PHYSICIAN SCALE.....	788	<i>17 Inch Wide Seat</i>	
RL-MPS-40 MECHANICAL PHYSICIAN SCALE.....	789	D300 SERIES WIRELESS WHEELCHAIR SCALE.....	812
<i>Lb and Kg</i>		350-10-3M DUAL-RAMP WHEELCHAIR SCALE.....	813
RL-MPS-50 MECHANICAL PHYSICIAN SCALE.....	790	350-10-2 SINGLE-RAMP WHEELCHAIR SCALE.....	814
150-10-5 DIGITAL PHYSICIAN SCALE EYE-LEVEL	791	350-10-7 SINGLE-RAMP WHEELCHAIR PLATFORM SCALE	815
150-10-6 DIGITAL PHYSICIAN SCALE WAIST-LEVEL.....	793	350-10-3 DUAL-RAMP WHEELCHAIR SCALE	816
150-10-7 DIGITAL PHYSICIAN SCALE	795	<i>with Handrail</i>	
<i>Floor-level</i>		350-10-4 DUAL-RAMP WHEELCHAIR SCALE	817
160-10-7N DIGITAL ATHLETIC LOW-PROFILE SCALE	796	<i>With Seat and Handrail</i>	
RL-WMS-10 WALL MOUNT STADIOMETER	797	350-10-8 DUAL-RAMP WHEELCHAIR PLATFORM SCALE	818
RL-MIS MECHANICAL BABY SCALE	798	RL-350-5 SINGLE-RAMP PORTABLE BARIATRIC WHEELCHAIR SCALE	819
<i>Lb and Kg Beam</i>		<i>34 Inches Wide</i>	
RL-MIS-20 MECHANICAL BABY SCALE.....	799	RL-350-6 DUAL-RAMP PORTABLE BARIATRIC WHEELCHAIR SCALE	820
<i>Kg Beam</i>		<i>34 Inches Wide</i>	
DIGITAL BABY SCALE - SUSPENDED INFANT SCALE	800	SB-1150 SUMMIT™ BARIATRIC WHEELCHAIR SCALE	821
RL-DBS DIGITAL BABY SCALE	801	SD-1150-WP DIALYSIS WHEELCHAIR SCALE.....	822
RL-DBS-2 DIGITAL BABY SCALE	802	<i>Pit Frame Concrete Details</i>	
<i>Dual Range</i>			
D400 ADULT AND CHILD SCALE.....	803		
650-10-1 NEONATAL SCALE.....	804		
<i>Dual Range</i>			
RL-PMM PEDIATRIC MEASURING MAT....	805		
RL-PCT-10 PEDIATRIC CIRCUMFERENCE TAPE	805		

ESPAÑOL | Visite ricelake.com/spanish
para ver todos los materiales
Rice Lake que están
disponibles en español.

Product names, logos, brands and other trademarks featured
or referred to within this publication are the property of their respective trademark holders.

RL-440HH

Digital Home Health Scale



Model RL-440HH

Specifications

Capacity:

440 lb x 0.2 lb (200 kg x 0.1 kg) (1-10 st x 0.5 lb;
10-31 st x 1 lb)
st = stone

Battery Type:

CR-2032 3V Lithium (included)

Warranty:

One-year limited warranty

Standard Features

- Durable platform with non-slip surface
- Large 1.5 in LCD display
- Tap to turn on
- Auto hold keeps weight value on display
- Auto power-off ensures long battery life
- Units of measure: lb, kg, st

Part Number/Price

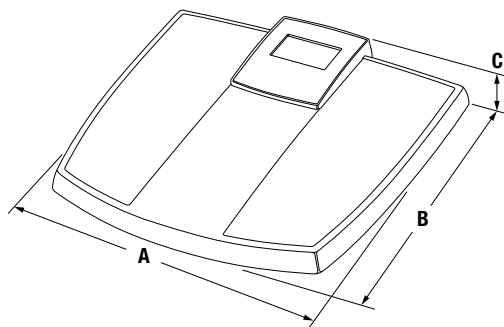
Part #	Model #	Capacity	Price
112566	RL-440HH	440 lb x 0.2 lb (200 kg x 0.1 kg) (1-10 st x 0.5 lb; 10-31 st x 1 lb)	\$61.00

Shipping Weight

Part #	Model #	L (in)	W (in)	H (in)	Package Wgt. (lb)	Dim Wgt. (lb)	Shipping Wgt. (lb)
112566	RL-440HH	15	15	4	4	7	7

Dimensions

	Inches	Centimeters
A	12.9	32.8
B	13.7	34.8
C	1.625	4.1



RL-330HHD/RL-330HHL Dial Home Health Scale

Specifications

Capacity:

RL-330HHL: 330 lb x 1 lb

RL-330HHD: 330 lb x 1 lb (150 kg x 0.5 kg)

Warranty:

One-year limited warranty



Model RL-330HHD



Model RL-330HHL

Standard Features

- Durable steel base and platform
- Non-slip mat
- Large dial display
- Units of measure: lb (RL-330HHL); lb, kg (RL-330HHD)
- Colorful markers to track weight values

Part Number/Price

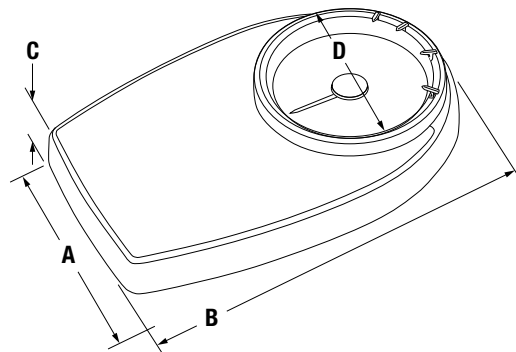
Part #	Model #	Capacity	Price
110592	RL-330HHL	330 lb x 1 lb (lb markings only)	\$61.00
113500	RL-330HHD	330 lb x 1 lb (150 kg x 0.5 kg) (lb and kg)	\$61.00

Shipping Weight

Part #	Model #	L (in)	W (in)	H (in)	Package Wgt. (lb)	Dim Wgt. (lb)	Shipping Wgt. (lb)
113500	RL-330HHD	19	12	6	9	10	10
110592	RL-330HHL	19	13	5	9	9	9

Dimensions

	Inches	Centimeters
A	11.22	28.5
B	16.93	43
C	2.5	6.4
D	7.87	20



NEW DHH-10 Digital Home Health Scale



Model DHH-10

Specifications

Master Carton:

(2) scales contained in each master carton

Capacity:

440 lb x 0.2 lb (200 kg x 0.1 kg)

Battery Type:

(2) AAA alkaline batteries (included)

Warranty:

One-year limited warranty

DHH-10BT:

Designed to work with AccuroFit App available for Apple and Android



Standard Features

- 8 mm tempered safety glass weighing surface
- Battery operation
- Low battery indication
- Display lb or kg with the simple press of a button
- Large LCD display

Part Number/Price

Part #	Model #	Capacity	Price
*195261	DHH-10	440 lb x 0.2 lb (200 kg x 0.1 kg)	\$100.00
*195262	DHH-10BT	440 lb x 0.2 lb (200 kg x 0.1 kg) with Bluetooth	\$125.00

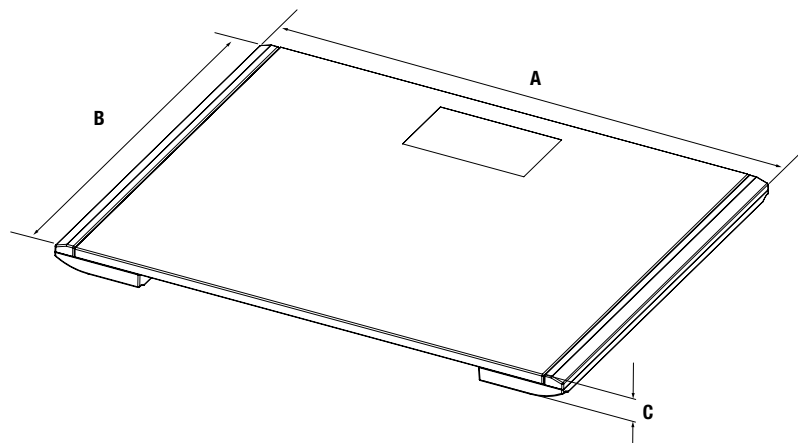
*(2) scales contained in each master carton

Shipping Weight

Part #	Model #	L (in)	W (in)	H (in)	Package Wgt. (lb)	Dim Wgt. (lb)	Shipping Wgt. (lb)
195261	DHH-10	18	15	4	13.7	7.8	13.7
195262	DHH-10BT	18	15	4	13.7	7.8	13.7

Dimensions

	Inches	Centimeters
A	15.4	39
B	11.8	30
C	0.984	2.5



RL-MPS Mechanical Physician Scale

Lb and Kg

Specifications

Capacity:

440 lb x 4 oz (200 kg x 100 g)

Platform Dimensions:

(W x L x H) 10.75 in x 14.75 in x 4.125 in

Height Rod:

24-84 in (60-210 cm)

Height Division:

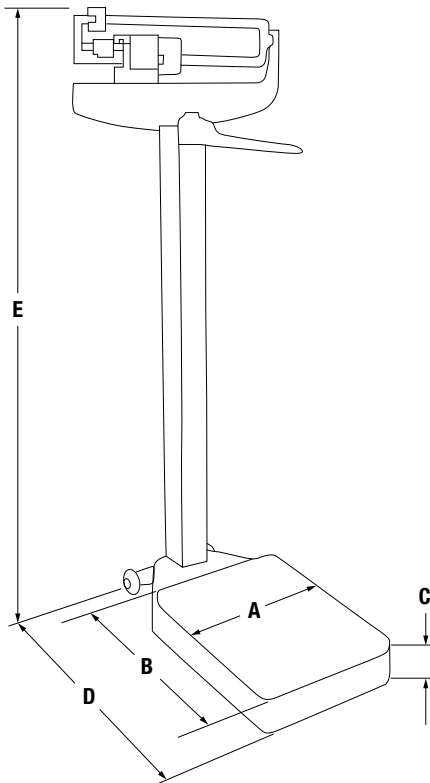
0.125 in (0.1 cm)

Warranty:

Two-year limited warranty



Model RL-MPS



Dimensions

	Inches	Centimeters
A	10.75	27.3
B	14.75	37.5
C	4.125	10.5
D	22.25	56.5
E	58.5	148.6

Standard Features

- Sturdy, enameled steel body
- Painted beam
- Rugged scale understructure
- Durable wheels for easy transport
- Easy operation with two sliding weights
- Removable slip-resistant scale base cover
- Aluminum height rod measures from 24 to 84 in (60 to 210 cm)

Part Number/Price

Part #	Model #	Capacity	Price
102613	RL-MPS	440 lb x 4 oz (200 kg x 100 g)	\$275.00

Shipping Weight

Part #	Model #	L (in)	W (in)	H (in)	Package Wgt. (lb)	Dim Wgt. (lb)	Shipping Wgt. (lb)
102613	RL-MPS	60	21	7	42	64	64

RL-MPS-10 Mechanical Physician Scale

Lb Only



LB Only

Specifications

Capacity:

450 lb x 4 oz

Platform Dimensions:

(W x L x H) 10.75 in x 14.75 in x 4.125 in

Height Rod:

24-84 in

Height Division:

0.125 in

Warranty:

Two-year limited warranty

Standard Features

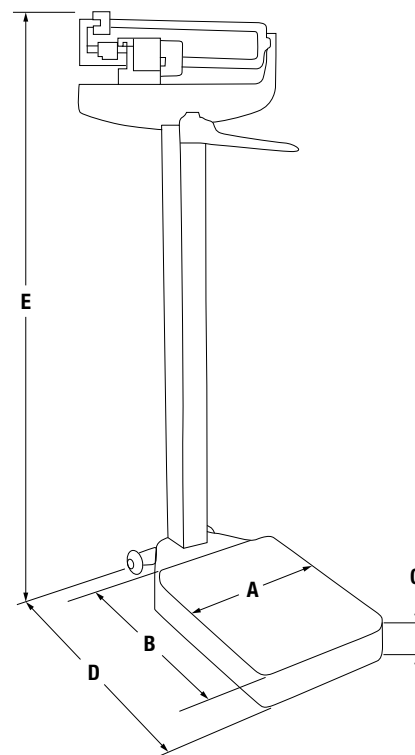
- Sturdy, enameled steel body
- Painted beam
- Rugged scale understructure
- Durable wheels for easy transport
- Easy operation with two sliding weights
- Removable slip-resistant scale base cover
- Aluminum height rod measures from 24 to 84 inches

Part Number/Price

Part #	Model #	Capacity	Price
124223	RL-MPS-10	450 lb x 4 oz	\$275.00

Shipping Weight

Part #	Model #	L (in)	W (in)	H (in)	Package Wgt. (lb)	Dim Wgt. (lb)	Shipping Wgt. (lb)
124223	RL-MPS-10	60	21	7	42	64	64



Dimensions

	Inches	Centimeters
A	10.75	27.3
B	14.75	37.5
C	4.125	10.5
D	22.25	56.5
E	58.5	148.6

RL-MPS-20 Mechanical Physician Scale

Lb and Kg

Specifications

Capacity:

440 lb x 4 oz (200 kg x 100 g)

Platform Dimensions:

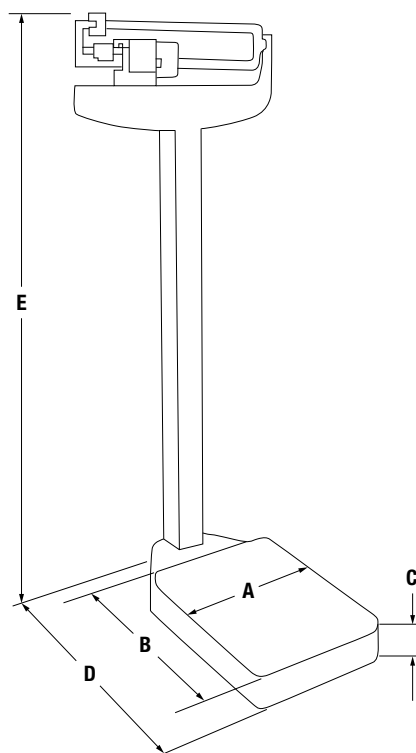
(W x L x H) 10.75 in x 14.75 in x 4.125 in

Warranty:

Two-year limited warranty



Model RL-MPS-20



Standard Features

- Sturdy, enameled steel body
- Painted beam
- Rugged scale understructure
- Easy operation with two sliding weights
- Removable slip-resistant scale base cover

Part Number/Price

Part #	Model #	Capacity	Price
124222	RL-MPS-20	440 lb x 4 oz (200 kg x 100 g)	\$255.00

Shipping Weight

Part #	Model #	L (in)	W (in)	H (in)	Package Wgt. (lb)	Dim Wgt. (lb)	Shipping Wgt. (lb)
124222	RL-MPS-20	60	21	7	36	64	64

Dimensions

	Inches	Centimeters
A	10.75	27.3
B	14.75	37.5
C	4.125	10.5
D	22.25	56.5
E	58.5	148.6

MEDICAL SCALES

www.ricelake.com | Phone: 800-472-6703

RICE LAKE

787

RL-MPS-30 Mechanical Physician Scale

Kg Only



KG Only
with handpost

Model RL-MPS-30

Specifications

Capacity:

180 kg x 100 g

Platform Dimensions:

(W x L x H) 27.5 cm x 37.5 cm x 10.5 cm

Height Division:

0.1 cm

Height Rod:

60-212 cm

Warranty:

Two-year limited warranty

Standard Features

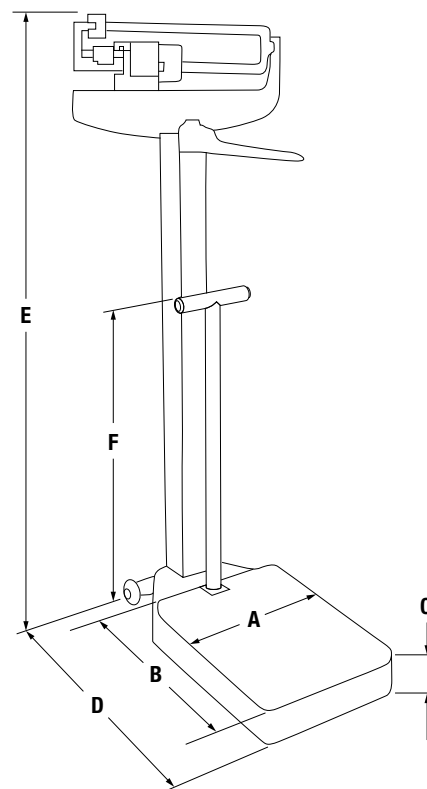
- Sturdy, enameled steel body
- Painted beam
- Rugged scale understructure
- Handpost
- Durable wheels for easy transport
- Easy operation with two sliding weights
- Removable slip-resistant scale base cover
- Aluminum height rod measures from 60 to 212 cm

Part Number/Price

Part #	Model #	Capacity	Price
132703	RL-MPS-30	180 kg x 100 g	\$296.00

Shipping Weight

Part #	Model #	L (in)	W (in)	H (in)	Package Wgt. (lb)	Dim Wgt. (lb)	Shipping Wgt. (lb)
132703	RL-MPS-30	60	21	7	40	64	64



Dimensions

	Inches	Centimeters
A	10.75	27.3
B	14.75	37.5
C	4.125	10.5
D	22.25	56.5
E	58.5	148.6
F	31.5	80.0

RL-MPS-40 Mechanical Physician Scale

Lb and Kg

Specifications

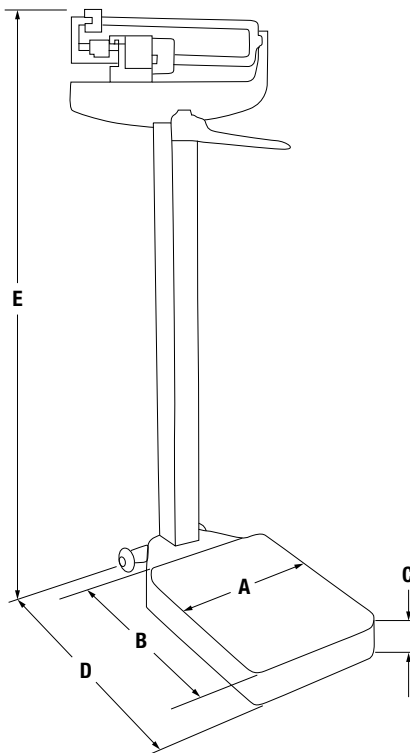
Capacity with counterpoise weights:
490 lb x 4 oz (220 kg x 100 g)

Platform Dimensions:
(W x L x H) 10.75 in x 14.75 in x 4.125 in

Height Rod:
24-84 in (60-210 cm)

Height Division:
0.125 in (0.1 cm)

Warranty:
Two-year limited warranty



Dimensions

	Inches	Centimeters
A	10.75	27.3
B	14.75	37.5
C	4.125	10.5
D	22.25	56.5
E	58.5	148.6



Model RL-MPS-40

Standard Features

- Dual-read capacity and height rod
- Sturdy enameled steel body
- Painted beam designed to hold counterpoise weights
- Rugged scale understructure
- Removable slip-resistant plastic base cover
- Retractable aluminum height rod
- Easy operation with two sliding weights and two counterpoise weights
- Rear wheels for portability ease
- Aluminum height rod measures from 24 to 84 in (60 to 210 cm)

Part Number/Price

Part #	Model #	Capacity	Price
185289	RL-MPS-40	490 lb x 4 oz (220 kg x 100 g)	\$291.00

Shipping Weight

Part #	Model #	L (in)	W (in)	H (in)	Package Wgt. (lb)	Dim Wgt. (lb)	Shipping Wgt. (lb)
185289	RL-MPS-40	60	21	7	44	64	64

NEW RL-MPS-50 Mechanical Physician Scale



Model RL-MPS-50

Specifications

- Capacity:**
450 lb x 4 oz (200 kg x 100 g)
- Platform Dimensions:**
(W x L x H) 11.02 in x 14.96 in x 4.21 in
- Height Division:**
0.25 in (5 mm)
- Height Rod:**
29.5-78.75 in (75-200 cm)
- Warranty:**
One-year limited warranty

Standard Features

- Ease of transport with rear wheels
- Aluminum height rod included
- Poise travels free on weigh beam with simple finger tap
- Easy-to-read weigh beam's color-coded black inset shows LB markings, white inset shows KG markings. The beam can be rotated to the desired unit of measure.

Part Number/Price

Part #	Model #	Capacity	Price
195264	RL-MPS-50	450 lb x 4 oz (200 kg x 100 g)	\$295.00

Shipping Weight

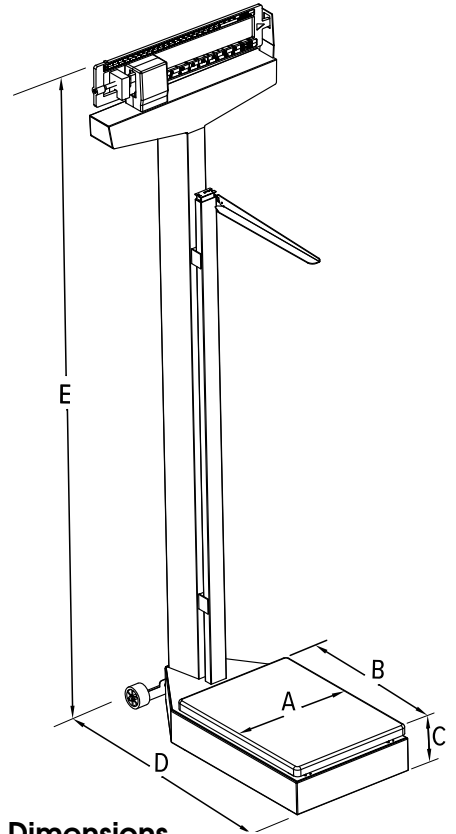
Part #	Model #	L (in)	W (in)	H (in)	Package Wgt. (lb)	Dim Wgt. (lb)	Shipping Wgt. (lb)
195264	RL-MPS-50	60	21	5	39	46	46



KG



LB



Dimensions

	Inches	Centimeters
A	11.02	28
B	14.96	38
C	4.21	10.7
D	22.24	56.5
E	58.86	149.5

150-10-5 Digital Physician Scale Eye-level

Specifications

Capacity:

550 lb x 0.2 lb (250 kg x 0.1 kg)

Platform Dimensions:

(W x L x H) 14.5 in x 14.5 in x 3 in

Power:

9 VDC, provided by six AA alkaline batteries (included) or AC adaptor (optional)

Battery Type:

Six AA alkaline (included)

Operating Temperature:

50° F to 104° F (14° C to 40° C)

Battery Use:

25 hours continuous use with batteries
Automatic power-off can be configured

Display:

5-digit LCD display, 0.75 in (1.9 mm) digit height

Approvals:

c-Met, E113986

Warranty:

Two-year limited warranty



Standard Features

- Rubber wheels for easy transport
- Large, stable scale base
- Push-button LCD display
- BMI (body mass index) function
- Hold function
- Units of measure: lb only, kg only, lb/kg
- Motiontrap™ movement compensation technology
- EHR capable
- Integrated height rod measures from 27.5 in to 82 in (70 cm to 208 cm)

Part Number/Price

Part #	Model #	Capacity	Price
119113	150-10-5	550 lb x 0.2 lb (250 kg x 0.1 kg), with USB	\$515.00
161818	150-10-5BT	550 lb x 0.2 lb (250 x 0.1 kg), with USB and Bluetooth® 2.0	\$605.00
194726	150-10-5BLE	550 lb x 0.2 lb (250 kg x 0.1 kg), with Bluetooth® BLE 4.0	\$707.00

Shipping Weight

Part #	Model #	L (in)	W (in)	H (in)	Package Wgt. (lb)	Dim Wgt. (lb)	Shipping Wgt. (lb)
119113	150-10-5	30	18	9	26	35	35
161818	150-10-5BT	30	18	9	26	35	35
194726	150-10-5BLE	30	18	9	26	35	35

150-10-5 Digital Physician Scale Eye-level

Options/Accessories

Part #	Description	Price
115655 †	9 VDC adaptor, 120 V/230 V auto switching c-MET medical grade power supply	\$33.00
133077 †	9 VDC adaptor, 120 V/230V auto switching	\$15.00
102508 ††	9 VDC adaptor, 230 V	\$20.00
81076	Epson TM-U220 tape printer	\$420.00
186830	Printer cable, 25-pin D-Sub male to RJ-45, 6 ft	\$65.00



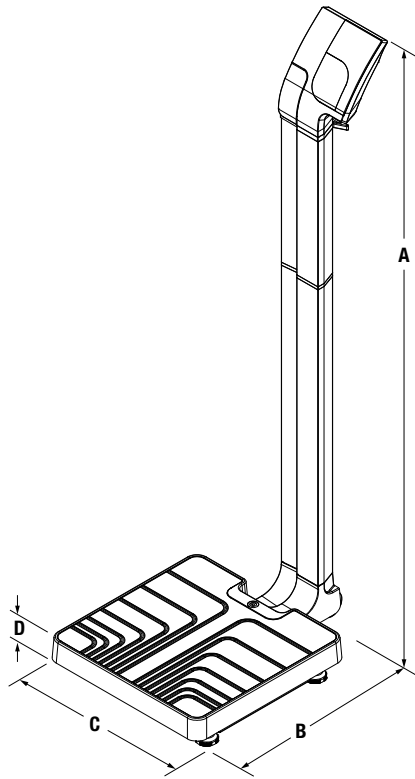
† NEMA 1-15 Plug



†† CEE 7/16 Plug

Dimensions

	Inches	Centimeters
A	54	137.2
B	22.4	57
C	14.7	37.5
D	3.0	7.6



150-10-6 Digital Physician Scale Waist-level

Specifications

Capacity:

550 lb x 0.2 lb (250 kg x 0.1 kg)

Platform Dimensions:

(W x L x H) 14.5 in x 14.5 in x 3 in

Power:

9 VDC, provided by six AA alkaline batteries (included) or AC adaptor (optional)

Battery Type:

Six AA alkaline (included)

Operating Temperature

50° F to 104° F (14° C to 40° C)

Battery Use:

25 hours continuous use with batteries
Automatic power-off can be configured

Display:

5-digit LCD display, 0.75 in (1.9 mm) digit height

Approvals:

c-Met, E113986

Warranty:

Two-year limited warranty



Model 150-10-6

Standard Features

- Rubber wheels for easy transport
- Large, stable scale base
- Push-button LCD display
- BMI (body mass index) function
- Hold function
- Units of measure: lb only, kg only, lb/kg
- Motiontrap™ movement compensation technology
- EHR capable

Part Number/Price

Part #	Model #	Capacity	Price
161786	150-10-6	550 lb x 0.2 lb (250 kg x 0.1 kg), with USB	\$495.00
161819	150-10-6BT	550 lb x 0.2 lb (250 x 0.1 kg), with USB and Bluetooth® 2.0	\$583.00
194732	150-10-6BLE	550 lb x 0.2 lb (250 x 0.1 kg), with Bluetooth® BLE 4.0	\$685.00

Shipping Weight

Part #	Model #	L (in)	W (in)	H (in)	Package Wgt. (lb)	Dim Wgt. (lb)	Shipping Wgt. (lb)
161786	150-10-6	30	19	9	25	37	37
161819	150-10-6BT	30	19	9	25	37	37
194732	150-10-6BLE	30	19	9	25	37	37

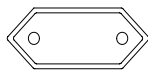
150-10-6 Digital Physician Scale Waist-Level

Options/Accessories

Part #	Description	Price
115655 †	9 VDC adaptor, 120 V/230 V auto switching c-MET medical grade power supply	\$33.00
133077 †	9 VDC adaptor, 120 V/230V auto switching	\$15.00
102508 ††	9 VDC adaptor, 230 V	\$20.00
81076	Epson TM-U220 tape printer	\$420.00
186830	Printer cable, 25-pin D-Sub male to RJ-45, 6 ft	\$65.00



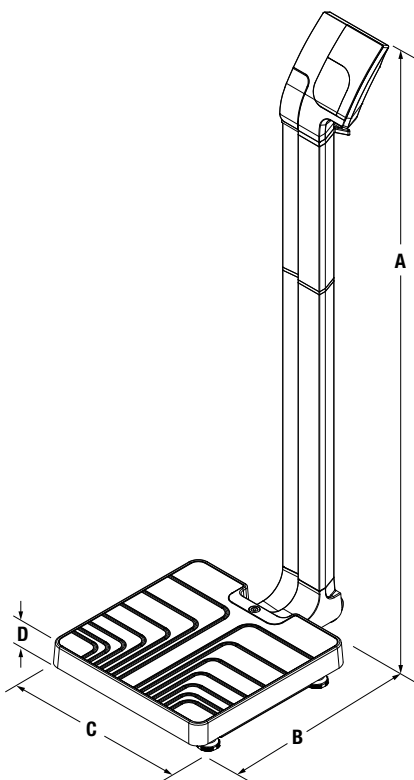
† NEMA 1-15 Plug



†† CEE 7/16 Plug

Dimensions

	Inches	Centimeters
A	48.4	123
B	22.4	57
C	14.7	37.5
D	3.0	7.6



150-10-7 Digital Physician Scale

Floor-level

Specifications

Capacity:

550 lb x 0.2 lb (250 kg x 0.1 kg)

Platform Dimensions:

(W x L x H) 14.5 in x 14.5 in x 3 in

Power:

9 VDC, provided by six AA alkaline batteries (included) or AC adaptor (optional)

Battery Type:

Six AA alkaline (included)

Battery Use:

25 hours continuous use with batteries
Automatic power-off can be configured

Operating Temperature:

50° F to 104° F (14° C to 40° C)

Display:

5-digit LCD display, 0.75 in (1.9 mm) digit height

Approvals:

c-Met, E113986

Warranty:

Two-year limited warranty



Model 150-10-7

Standard Features

- Large, stable scale base
- Push-button LCD display
- BMI (body mass index) function
- Hold function
- Units of measure: lb only, kg only, lb/kg
- Motiontrap™ movement compensation technology
- EHR capable
- 6 ft cable between digital display and base

Part Number/Price

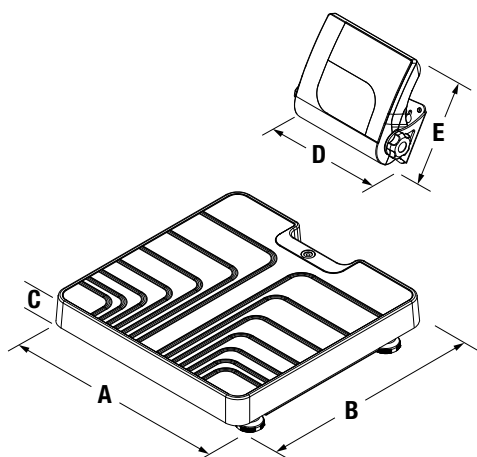
Part #	Model #	Capacity	Price
121304	150-10-7	550 lb x 0.2 lb (250 kg x 0.1 kg), with USB	\$400.00
161820	150-10-7BT	550 lb x 0.2 lb (250 kg x 0.1 kg), with USB and Bluetooth® 2.0	\$489.00
194728	150-10-7BLE	550 lb x 0.2 lb (250 kg x 0.1 kg), with Bluetooth® BLE 4.0	\$591.00

Shipping Weight

Part #	Model #	L (in)	W (in)	H (in)	Package Wgt. (lb)	Dim Wgt. (lb)	Shipping Wgt. (lb)
121304	150-10-7	25	18	6	17	20	20
161820	150-10-7BT	25	18	6	17	20	20
194728	150-10-7BLE	25	18	6	17	20	20

Options/Accessories

Part #	Description	Price
102508 ††	9 VDC adaptor, 230 V	\$20.00
107445	Carrying case	\$92.00
115655 †	9 VDC adaptor, 120 V/230 V auto switching c-MET medical grade power supply	\$33.00
133077 †	9 VDC adaptor, 120 V/230V auto switching	\$15.00
81076	Epson TM-U220 tape printer	\$420.00
186830	Printer cable, 25-pin D-Sub male to RJ-45, 6 ft	\$65.00

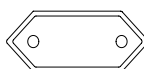


Dimensions

	Inches	Centimeters
A	14.7	37.5
B	14.7	37.5
C	3.0	7.8
D	7.8	20
E	6.7	17



† NEMA 1-15 Plug



†† CEE 7/16 Plug

160-10-7N Digital Athletic Low-profile Scale



Model 160-10-7N

Specifications

Capacity:

550 lb x 0.2 lb (250 kg x 0.1 kg)

Platform Dimensions:

(W x L x H) 14.4 in x 14.4 in x 1.65 in

Power:

9 VDC, provided by six AA alkaline batteries (included) or 120V/230V AC adaptor, NEMA 1-15 plug (included)

Battery Type:

Six AA alkaline (included)

Battery Use:

25 hours continuous use with batteries
Automatic power-off can be configured

Operating Temperature:

50° F to 104° F (14° C to 40° C)

Display:

5-digit LCD display, 0.75 in (1.9 mm) digit height

Approvals:

c-Met, E113986
NTEP CC 18-011
Measurement Canada AM-6097

Warranty:

Two-year limited warranty

Standard Features

- Large, stable scale base
- Push-button LCD display
- Unit of Measure: lb only, kg only, lb/kg
- Motiontrap™ movement compensation technology
- EHR capable
- 6 ft cable between digital display and base

APPROVALS

Measurement
Canada
Approved

Part Number/Price

Part #	Model #	Capacity	Price
193355	160-10-7N	550 lb x 0.2 lb (250 kg x 0.1 kg)	\$709.00

Shipping Weight

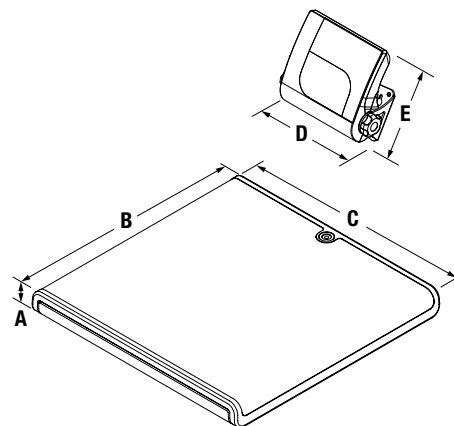
Part #	Model #	L (in)	W (in)	H (in)	Package Wgt. (lb)	Dim Wgt. (lb)	Shipping Wgt. (lb)
193355	160-10-7N	20	18	6	18	16	18

Options/Accessories

Part #	Description	Price
107445	Carrying case	\$92.00
81076	Epson TM-U220 tape printer	\$420.00
186830	Printer cable, 25-pin D-Sub male to RJ-45, 6 ft	\$65.00



† NEMA 1-15 Plug



Dimensions

	Inches	Centimeters
A	1.65	4.19
B	14.4	36.58
C	14.4	36.58
D	7.8	20
E	6.7	17

NEW RL-WMS-10 Wall Mount Stadiometer

Specifications

Master Carton:

10 stadiometers per master carton

Measurement Range:

23 to 82 in (60 to 210 cm)

Height Divisions:

1/16 in (1 mm)

Warranty:

One-year limited warranty



Standard Features

- Aluminum construction
- Folding head piece making the product compact when not in use
- Measures both inches and cm
- Hardware included for mounting to metal, wood or sheet rock walls

Part Number/Price

Part #	Model #	Capacity	Price
*195263	RL-WMS-10	23-82 x 1/16 in (60-120 cm x 1 mm)	\$980.00

*10 Stadiometers per master carton

RL-MIS Mechanical Baby Scale

Lb and Kg Beam



Model RL-MIS

Specifications

Capacity:

135 lb x 1 oz (62 kg x 20 g)

Tray Dimensions:

(W x L x H) 24 in x 16 in x 3 in
61 cm x 41 cm x 7.5 cm

Warranty:

Two-year limited warranty

Standard Features

- Painted beam
- Sturdy, enameled steel body
- Easy-to-clean ABS plastic tray
- Dual-read capacity; lb and kg
- Built-in measuring tape 0-23 in (0-58 cm)

Part Number/Price

Part #	Model #	Capacity	Price
131470	RL-MIS	135 lb x 1 oz (62 kg x 20 g)	\$296.00

Shipping Weight

Part #	Model #	L (in)	W (in)	H (in)	Package Wgt. (lb)	Dim Wgt. (lb)	Shipping Wgt. (lb)
131470	RL-MIS	28	20	14	30	57	57

RL-MIS-20 Mechanical Baby Scale

Kg Beam

Specifications

Capacity:

70 kg x 20 g

Tray Dimensions:

(W x L x H) 61 cm x 41 cm x 7.5 cm

Warranty:

Two-year limited warranty



Standard Features

- Painted beam
- Sturdy, enameled steel body
- Easy-to-clean ABS plastic tray
- Unit of measure: kg
- Built-in measuring tape 0-58 cm

Part Number/Price

Part #	Model #	Capacity	Price
131471	RL-MIS-20	70 kg x 20 g	\$296.00

Shipping Weight

Part #	Model #	L (in)	W (in)	H (in)	Package Wgt. (lb)	Dim Wgt. (lb)	Shipping Wgt. (lb)
131471	RL-MIS-20	28	20	14	30	57	57

Digital Baby Scale - Suspended Infant Scale



Specifications

Capacity:

OS-10: 22 lb x 0.02 lb (22 lb x 0.25 oz)
(10 kg x 0.01 kg)
OS-25: 55 lb x 0.05 lb (55 lb x 0.5 oz)
(25 kg x 0.02 kg)
OS-45: 99 lb x 0.1 lb (99 lb x 1 oz)
(45 kg x .05 kg)

Power:

Battery operated, two AA batteries included

Operating Temperature:

32° F to 104° F (6° C to 40° C)

Warranty:

One-year limited warranty

Standard Features

- Hold function
- Units of measure kg/lb/lb-oz
- Adjustable automatic shut-off
- Ergonomic handheld design
- Carrying case and top s-hook included

Part Number/Price

Part #	Model #	Capacity	Price
130292	OS-10	22 lb x 0.02 lb (22 lb x 0.25 oz) (10 kg x 0.01 kg)	\$80.00
130293	OS-25	55 lb x 0.05 lb (22 lb x 0.5 oz) (25 kg x 0.02 kg)	\$80.00
130294	OS-45	99 lb x 0.1 lb (22 lb x 1 oz) (45 kg x 0.05 kg)	\$80.00

Shipping Weight

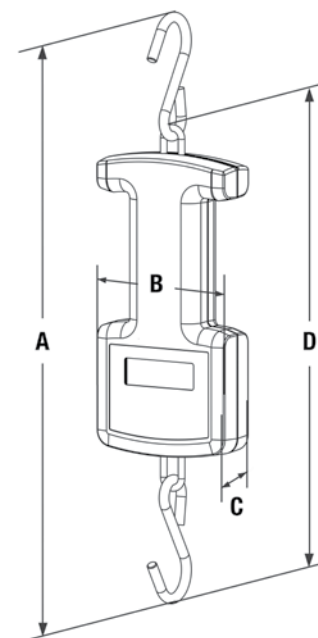
Part #	Model #	L (in)	W (in)	H (in)	Package Wgt. (lb)	Dim Wgt. (lb)	Shipping Wgt. (lb)
130292	OS-10	10	5	3	2	2	2
130293	OS-25	10	5	3	2	2	2
130294	OS-45	10	5	3	2	2	2

Options/Accessories

Part #	Description	Price
141444	Suspended pediatric sling seat trousers	\$5.00



Optional suspended pediatric sling trousers



Dimensions

	Inches	Centimeters
A	14.27	36.25
B	3.62	9.2
C	1.26	3.2
D	11.56	29.35

RL-DBS Digital Baby Scale

Specifications

Capacity:

44 lb x 0.5 oz (20 kg x 10 g)

Power:

Four AA alkaline batteries (included) or AC adaptor (included)

Battery Type:

Four AA alkaline (included)

Approvals:

AC adaptor: UL and C-UL

Warranty:

Two-year limited warranty



Model RL-DBS

Standard Features

- Large, easy-to-read one-inch LCD display
- Lb or kg locking capability
- Recall function to view last weight
- Automatic shut-off for long battery life
- Built-in measuring tape 0-22.5 in (0-57 cm)

Part Number/Price

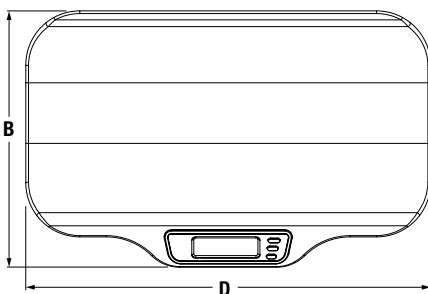
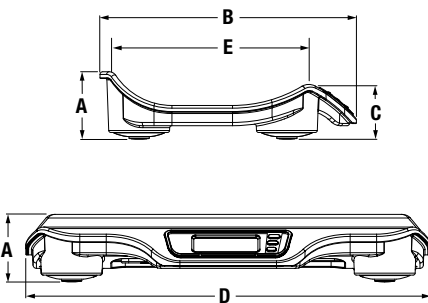
Part #	Model #	Capacity	Price
107423	RL-DBS	44 lb x 0.5 oz (20 kg x 10 g), includes 120 VAC adaptor	\$132.00
112571	RL-DBS	44 lb x 0.5 oz (20 kg x 10 g), includes 230 VAC adaptor	\$132.00

Shipping Weight

Part #	Model #	L (in)	W (in)	H (in)	Package Wgt. (lb)	Dim Wgt. (lb)	Shipping Wgt. (lb)
107423	RL-DBS 120V	28	18	6	8	22	22
112571	RL-DBS 230V	27	18	6	10	21	21

Options/Accessories

Part #	Description	Price
112570	Carrying Case	\$56.00
158463	Growth Chart, Birth to 36 months, Boy, contains 100 sheets	\$26.00
158464	Growth Chart, Birth to 36 months, Girl, contains 100 sheets	\$25.00
158465	Growth Chart, 2-20 years Boy, contains 100 sheets	\$26.00
158466	Growth Chart, 2-20 years Girl, contains 100 sheets	\$26.00



Dimensions

	Inches	Centimeters
A	3.9	9.9
B	15.0	38.1
C	3.1	7.9
D	23.6	60.9
E	11	27.9



Optional Transport/Carrying Case



Optional Growth Charts

RL-DBS-2 Digital Baby Scale

Dual Range



Model RL-DBS-2

DUAL RANGE

Specifications

Capacity:

0-22 lb x 0.2 oz (0-10 kg x 5 g)
22-44 lb x 0.5 oz (10-20 kg x 10 g)

Power:

Four AA alkaline batteries (included) or AC adaptor (included)

Battery Type

Four AA alkaline (included)

Approvals:

AC adaptor: UL and C-UL

Warranty:

Two-year limited warranty

Standard Features

- Large, easy-to-read one-inch LCD display
- Dual-range capacity for increased precision from 0-22 lb
- Accuracy within five grams
- Lb or kg locking capability
- Recall function to view last weight
- Automatic shut-off for long battery life
- Built-in measuring tape 0-22.5 in (0-57 cm)
- Optional carrying case

Part Number/Price

Part #	Model #	Capacity	Price
155922	RL-DBS-2	0-22 lb x 0.2 oz, 22-44 lb x 0.5 oz (0-10 kg x 5 g, 10-20 kg x 10 g) includes 120 VAC adaptor	\$158.00
155923	RL-DBS-02	0-22 lb x 0.2 oz, 22-44 lb x 0.5 oz (0-10 kg x 5 g, 10-20 kg x 10 g) includes 230 VAC adaptor	\$158.00

Shipping Weight

Part #	Model #	L (in)	W (in)	H (in)	Package Wgt. (lb)	Dim Wgt. (lb)	Shipping Wgt. (lb)
155922	RL-DBS-2 120V	28	18	6	10	22	22
155923	RL-DBS-2 230V	28	18	6	10	22	22

Options/Accessories

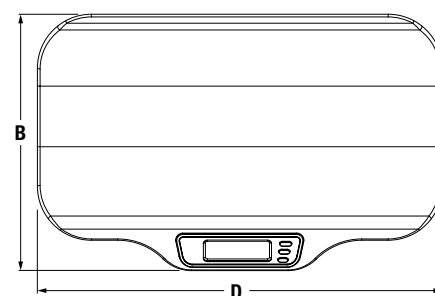
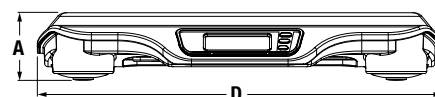
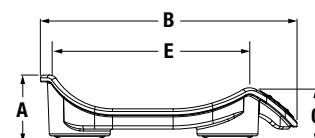
Part #	Description	Price
112570	Carrying Case	\$56.00
158463	Growth Chart, Birth to 36 months, Boy, contains 100 sheets	\$26.00
158464	Growth Chart, Birth to 36 months, Girl, contains 100 sheets	\$25.00
158465	Growth Chart, 2-20 years Boy, contains 100 sheets	\$26.00
158466	Growth Chart, 2-20 years Girl, contains 100 sheets	\$26.00



Optional Growth Charts



Optional Transport/Carrying Case



Dimensions

	Inches	Centimeters
A	3.9	9.9
B	15.0	38.1
C	3.1	7.9
D	23.6	60.9
E	11	27.9

D400 Adult and Child Scale

Specifications

Capacity:

No tare entered:

0-100 lb x 0.1 lb; 100-440 lb x 0.2 lb

Tare entered: 0-100 lb x 2 oz; 100-400 lb x 4 oz

Metric: 0-50 kg x 0.05 kg; 50-200 kg x 0.1 kg

Power:

Four AA alkaline batteries (included) or AC adaptor (included)

Battery Type:

Four AA alkaline (included)

Warranty:

One-year limited warranty



Model D400

Standard Features

- Large, stable scale base
- LCD display
- Standard or Adult and Child weighing mode
- Tap to turn on
- Auto power-off ensures long battery life
- Master power switch to prevent power-on during transport
- Units of measure: lb, kg
- Scale capacity switches from pounds to ounces when tare function for adult weight is used
- Optional carrying case

Part Number/Price

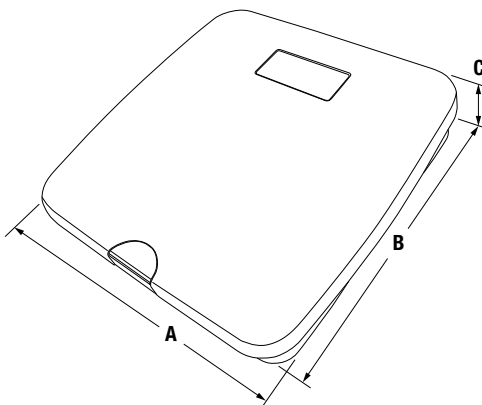
Part #	Model #	Capacity	Price
157108	D400	440 lb (220 kg)	\$132.00

Shipping Weight

Part #	Model #	L (in)	W (in)	H (in)	Package Wgt. (lb)	Dim Wgt. (lb)	Shipping Wgt. (lb)
157108	D400	17	15	6	9	12	12

Options/Accessories

Part #	Description	Price
107445	Carrying case	\$92.00



Dimensions

	Inches	Centimeters
A	12.68	32.2
B	12.68	32.2
C	1.97	5.0



Optional Transport/Carrying Case

650-10-1 Neonatal Scale

Dual Range



Model 650-10-1

Specifications

Capacity:

0-10 lb x 0.05 oz (0-5 kg x 1 g)
10-33 lb x 0.1 oz (5-15 kg x 2 g)

Power:

12 VDC, provided by six AA lithium batteries (included) or AC adaptor (optional)

Battery Type:

Six Li-FeS₂ batteries

Operating Temperature:

50° F to 95° F (14° C to 35° C)

Display:

5-digit LCD display, 0.75 in (1.9 mm) digit height

Approvals:

c-Met E113986

Warranty:

Two-year limited warranty

Standard Features

- Large, easy-to-read, 0.75- in LCD display
- Dual-range capacity for increased precision from 0-10 lb
- Lb or kg locking capability
- Automatic shut-off for long battery life
- Motiontrap™ movement compensation technology
- Built-in measuring tape 0-23.5 in x 0.125 in (0-60 cm x 0.25 cm)

Part Number/Price

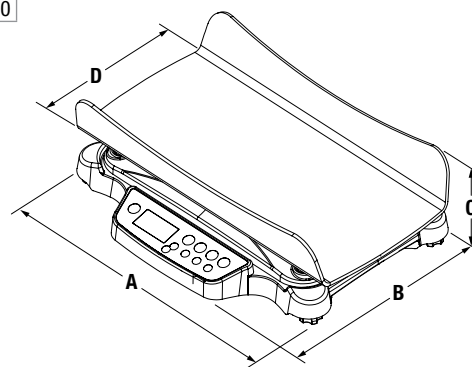
Part #	Model #	Capacity	Price
161784	650-10-1	0-10 lb x 0.05 oz, 10-33 lb x 0.1 oz (0-5 kg x 1 g, 5-15 kg x 2 g) 120V/230V	\$883.00

Shipping Weight

Part #	Model #	L (in)	W (in)	H (in)	Package Wgt. (lb)	Dim Wgt. (lb)	Shipping Wgt. (lb)
161784	650-10-1	18	28	11	25	40	40

Options/Accessories

Part #	Description	Price
165138	AC adaptor, input voltage 100-240V, c-Met, medical grade	\$46.00



Dimensions

	Inches	Centimeters
A	24	60.8
B	19	48.2
C	6.75	17.1
D	17	43.5

RL-PMM Pediatric Measuring Mat



Standard Features

- Graduations in inches and centimeters along both edges for easy viewing (PN 180124)
- Graduations in centimeters along both edges for easy viewing (PN 182999)
- Washable surface
- Fixed head positioner with sliding foot piece
- Soft, flexible, latex free material
- Head positioner and foot piece designed with rounded edges for safety
- Carry handle and lightweight design for easy portability

Part Number/Price

Part #	Model #	Capacity	Est. Weight	Price
180124	RL-PMM-10	4 in - 39 in (20 cm - 99 cm) measuring range 1/4 in (5 mm) graduation	2 lb	\$41.00
182999	RL-PMM-20	20 cm - 99 cm measuring range 5 mm graduation	2 lb	\$41.00

RL-PCT-10 Pediatric Circumference Tape



Standard Features

- Button to make tape retract around measurement surface for accurate body measurements
- Easy to read measurements, inches on one side centimeters on the other side
- Compact and portable

Part Number/Price

Part #	Model #	Measuring Range	Est. Weight	Price
186608	RL-PCT-10	0-205 cm x 1 mm; 0-80 in x 1/8 in	1 lb	\$6.00

260-10-1 Bariatric Handrail Scale



Model 260-10-1

Standard Features

- Handrails for extra support and safety
- Integrated wheels for easy transport
- Large, stable scale base
- Push-button LCD display
- BMI (body mass index) function
- Hold function
- Units of measure: lb only, kg only, lb/kg
- Motiontrap™ movement compensation technology
- EHR capable
- Optional height rod installed on-site

Part Number/Price

Part #	Model #	Capacity	Price
170139	260-10-1	800 lb x 0.2 lb (360 kg x 0.1 kg) with USB	\$1,046.00

Shipping Weight


Part #	Model #	L (in)	W (in)	H (in)	Package Wgt. (lb)	Dim Wgt. (lb)	Shipping Wgt. (lb)
170139	260-10-1	40	40	10	58	116	116
172958	Height Rod	33	9	3	3	7	7

Options/Accessories

Part #	Description	Price
133077 †	9 VDC adaptor, 120 V/230V auto switching	\$15.00
102508 ††	9 VDC adaptor, 230 V	\$20.00
172958	Height rod 30-83 in (77-210 cm)	\$66.00
81076	Epson TM-U220 tape printer	\$420.00
186830	Printer cable, 25-pin D-Sub male to RJ-45, 6 ft	\$65.00



† NEMA 1-15 Plug



†† CEE 7/16 Plug

Dimensions

	Inches	Centimeters		Inches	Centimeters
A	24	61	D	25.5	65
B	24	61	E	33.5	85
C	2.75	7	F	43	109

Specifications

Capacity:

800 lb x 0.2 lb (360 kg x 0.1 kg)

Platform Dimensions:

(W x L x H) 24 in x 24 in x 2.75 in

Height Rod Dimensions:

30-83.125 in (77-211 cm)

Power:

9 VDC, provided by six AA alkaline batteries (included) or AC adaptor (optional)

Battery Type:

Six AA alkaline (included)

Battery Use:

25 hours continuous use with batteries
Automatic power-off can be configured

Display:

5-digit LCD display, 0.75 in (1.9 mm) digit height

Operating Temperature:

50° F to 104° F (14° C to 40° C)

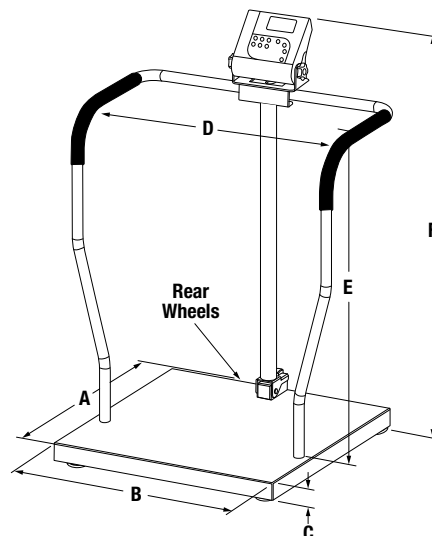
Warranty:

Two-year limited warranty



Height rod can be mounted on either side

Shown with optional height rod



250-10-2 Bariatric Handrail Scale

Specifications

Capacity:

1,000 lb x 0.2 lb (450 kg x 0.1 kg)

Platform Dimensions:

(W x L x H) 20 in x 25 in x 3 in

Power:

9 VDC, provided by six AA alkaline batteries (included) or AC adaptor (optional)

Battery Type:

Six AA alkaline (included)

Battery Use:

25 hours continuous use with batteries
Automatic power-off can be configured

Operating Temperature:

50° F to 104° F (14° C to 40° C)

Display:

5-digit LCD display, 0.75 in (1.9 mm) digit height

Approvals:

c-Met, E113986

Warranty:

Two-year limited warranty



Model 250-10-2

Standard Features

- Handrails for extra support and safety
- Integrated wheels for easy transport
- Large, stable scale base
- Push-button LCD display
- BMI (body mass index) function
- Hold function
- Units of measure: lb only, kg only, lb/kg
- Motiontrap™ movement compensation technology
- EHR capable

Part Number/Price

Part #	Model #	Capacity	Price
133119	250-10-2	1,000 lb x 0.2 lb (450 kg x 0.1 kg) with USB	\$1,145.00
168350	250-10-2BT	1,000 lb x 0.2 lb (450 kg x 0.1 kg) with USB and Bluetooth® 2.0	\$1,235.00
194733	250-10-2BLE	1,000 lb x 0.2 lb (450 kg x 0.1 kg) Bluetooth® BLE 4.0	\$1,337.00

Shipping Weight


Part #	Model #	L (in)	W (in)	H (in)	Package Wgt. (lb)	Dim Wgt. (lb)	Shipping Wgt. (lb)
133119	250-10-2	45	29	9	66	85	85
168350	250-10-2BT	45	29	9	66	85	85
194733	250-10-2BLE	45	29	9	66	85	85

Options/Accessories

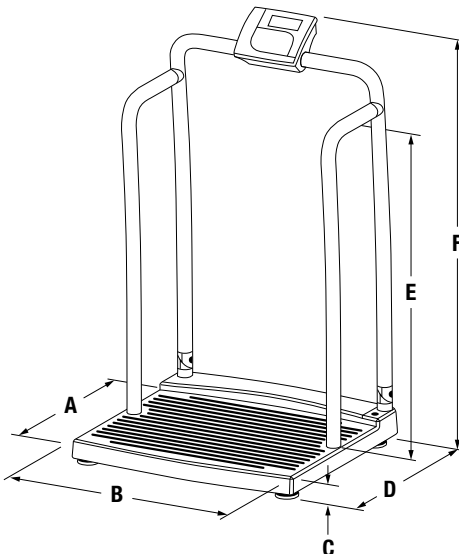
Part #	Description	Price
115655 †	9 VDC adaptor, 120 V/230 V auto switching c-MET medical grade power supply	\$33.00
133077 †	9 VDC adaptor, 120 V/230V auto switching	\$15.00
102508 ††	9 VDC adaptor, 230 V	\$20.00
81076	Epson TM-U220 tape printer	\$420.00
186830	Printer cable, 25-pin D-Sub male to RJ-45, 6 ft	\$65.00



† NEMA 1-15 Plug



†† CEE 7/16 Plug



Dimensions

	Inches	Centimeters
A	20	50.8
B	25	63.5
C	3	7.6
D	25	63.5
E	34	86.4
F	44.5	113

250-10-4 Bariatric Handrail Scale

With Seat



Specifications

Capacity:

1,000 lb x 0.2 lb (450 kg x 0.1 kg)

Platform Dimensions:

(W x L x H) 20 in x 25 in x 3 in

Power:

9 VDC, provided by six AA alkaline batteries (included) or AC adaptor (optional)

Battery Type:

Six AA alkaline (included)

Battery Use:

25 hours continuous use with batteries
Automatic power-off can be configured

Operating Temperature:

50° F to 104° F (14° C to 40° C)

Display:

5-digit LCD display, 0.75 in (1.9 mm) digit height

Approvals:

c-Met, E113986

Warranty:

Two-year limited warranty

Standard Features

- Handrails for extra support and safety
- Folding seat for added comfort
- Integrated wheels for easy transport
- Large, stable scale base
- Push-button LCD display
- BMI (body mass index) function
- Hold function
- Units of measure: lb only, kg only, lb/kg
- Motiontrap™ movement compensation technology
- EHR capable

Part Number/Price

Part #	Model #	Capacity	Price
133120	250-10-4	1,000 lb x 0.2 lb (450 kg x 0.1 kg) with USB	\$1,807.00
168448	250-10-4BT	1,000 lb x 0.2 lb (450 kg x 0.1 kg) with USB and Bluetooth® 2.0	\$1,897.00
194734	250-10-4BLE	1,000 lb x 0.2 lb (450 kg x 0.1 kg) Bluetooth® BLE 4.0	\$1,999.00

Shipping Weight


Part #	Model #	L (in)	W (in)	H (in)	Package Wgt. (lb)	Dim Wgt. (lb)	Shipping Wgt. (lb)
133120	250-10-4	32	27	46	70	286	286
168448	250-10-4BT	32	27	46	70	286	286
194734	250-10-4BLE	32	27	46	70	286	286

Options/Accessories

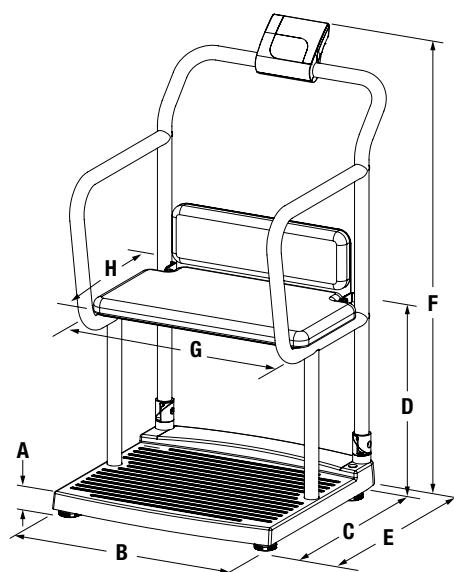
Part #	Description	Price
115655 †	9 VDC adaptor, 120 V/230 V auto switching c-MET medical grade power supply	\$33.00
133077 †	9 VDC adaptor, 120 V/230V auto switching	\$15.00
102508 ††	9 VDC adaptor, 230 V	\$20.00
81076	Epson TM-U220 tape printer	\$420.00
186830	Printer cable, 25-pin D-Sub male to RJ-45, 6 ft	\$65.00



† NEMA 1-15 Plug



†† CEE 7/16 Plug



Dimensions

	Inches	Centimeters
A	2.8	7
B	25.7	65.3
C	25.2	64
D	21.6	54.9
E	32	81.1
F	47.5	120.7
G	20	7.9
H	12	4.7

RL-MCS Mechanical Chair Scale

16 Inch Wide Seat

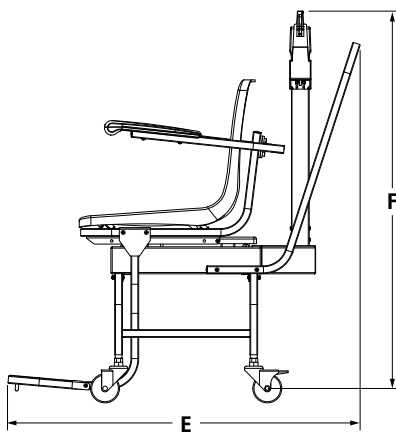
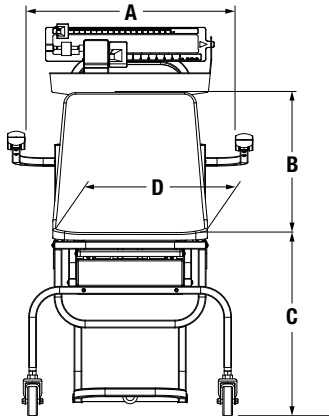
Specifications

Capacity:

Lb only beam 440 lb x 4 oz
Kg only beam 200 kg x 100 g

Warranty:

Two-year limited warranty



Standard Features

- Capacity: Lb only beam 440 lb x 4 oz; kg only beam 200 kg x 100 g
- Swing-up arms for easy access and exit
- Fold up footrest
- Sturdy enameled, steel frame
- Dual read die cast beam
- Polypropylene seat with ABS armrest
- Heavy duty wheels - two back wheels lock, two front wheels swivel

Part Number/Price

Part #	Model #	Capacity	Price
172098	RL-MCS-LB	450 lb x 4 oz	\$546.00
172099	RL-MCS-KG	200 kg x 100 g	\$546.00

Shipping Weight

Part #	Model #	L (in)	W (in)	H (in)	Package Wgt. (lb)	Dim Wgt. (lb)	Shipping Wgt. (lb)
172098	RL-MCS-LB	29	25	25	79	131	131
172099	RL-MCS-KG	29	25	25	79	131	131



Model RL-MCS-LB

Dimensions

	Inches	Centimeters
A	21.5	54.7
B	14.2	36
C	14.8	37.5
D	16	40.6
E	35.7	90.8
F	38.4	97.5

560-10-1 Digital Chair Scale

20 Inch Wide Seat



Model 560-10-1



Specifications

Capacity:

660 lb x 0.2 lb (300 kg x 0.1 kg)

Power:

9 VDC provided by six AA alkaline batteries (included) or 120 V/230 VAC adaptor (optional)

Display:

5-digit LCD display, 0.75 in (1.9 mm) digit height

Battery Type:

Six AA alkaline (included)

Battery Use:

25 hours continuous use with batteries
Automatic power-off can be configured

Warranty:

Two-year limited warranty

Standard Features

- Enameled tubular steel frame
- Four heavy-duty caster wheels (rear wheels locking)
- Lift-away arms
- One and a half foot -wide molded plastic seat
- Side-folding footrests
- Push-button LCD display
- BMI (body mass index) function
- Hold function
- Units of measure: lb only, kg only, lb/kg
- Motiontrap™ movement compensation technology
- EHR capable

Part Number/Price

Part #	Model #	Capacity	Price
166644	560-10-1	660 lb x 0.2 lb (300 kg x 0.1 kg)	\$1,046.00

Shipping Weight


Part #	Model #	L (in)	W (in)	H (in)	Package Wgt. (lb)	Dim Wgt. (lb)	Shipping Wgt. (lb)
166644	560-10-1	33	23	27	65	148	148

Options/Accessories

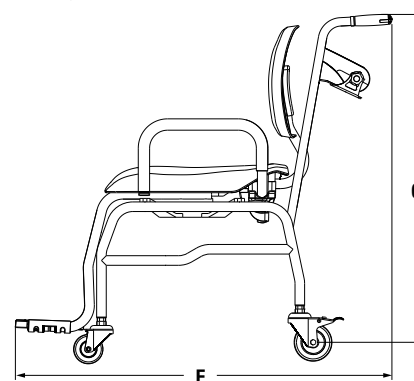
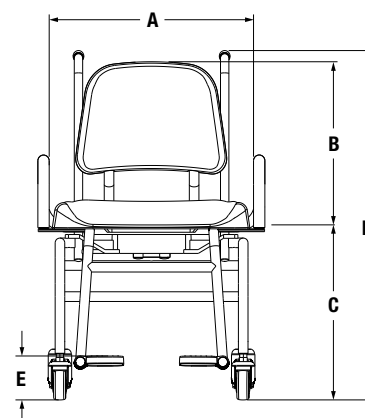
Part #	Description	Price
133077 †	9 VDC adaptor, 120 V/230V auto switching	\$15.00
102508 ††	9 VDC adaptor, 230 V	\$20.00
81076	Epson TM-U220 tape printer	\$420.00
186830	Printer cable, 25-pin D-Sub male to RJ-45, 6 ft	\$65.00



† NEMA 1-15 Plug



†† CEE 7/16 Plug



Dimensions

	Inches	Centimeters
A	20.1	51.0
B	17.3	44.0
C	20.1	51.0
D	36.4	92.5
E	5.9	15.0
F	42.9	109.0
G	34.6	88.0

550-10-1 Digital Chair Scale

17 Inch Wide Seat

Specifications

Capacity:

660 lb x 0.2 lb (300 kg x 0.1 kg)

Power:

9 VDC provided by six AA alkaline batteries (included) or 120 V/230 VAC adaptor (optional)

Display:

5-digit LCD display, 0.75 in (1.9 mm) digit height

Battery Type:

Six AA alkaline (included)

Battery Use:

25 hours continuous use with batteries
Automatic power-off can be configured

Operating Temperature:

50° F to 104° F (14° C to 40° C)

Approvals:

c-Met, E113986

Warranty:

Two-year limited warranty



Standard Features

- Enameled tubular steel frame
- Four heavy-duty locking caster wheels
- Swing-up arms
- Flip-up footrest
- Push-button LCD display
- BMI (body mass index) function
- Hold function
- Units of measure: lb only, kg only, lb/kg
- Motiontrap™ movement compensation technology
- EHR capable

Part Number/Price

Part #	Model #	Capacity	Price
119114	550-10-1	660 lb x 0.2 lb (300 kg x 0.1 kg) with USB	\$999.00
168349	550-10-1BT	660 lb x 0.2 lb (300 kg x 0.1 kg) with USB and Bluetooth® 2.0	\$1,088.00
194740	550-10-1BLE	660 lb x 0.2 lb (300 kg x 0.1 kg) with Bluetooth® BLE 4.0	\$1,190.00

Shipping Weight

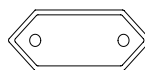
Part #	Model #	L (in)	W (in)	H (in)	Package Wgt. (lb)	Dim Wgt. (lb)	Shipping Wgt. (lb)
119114	550-10-1	29	27	30	56	169	169
168349	550-10-1BT	29	27	29	54	164	164
194740	550-10-1BLE	29	27	29	54	164	164

Options/Accessories

Part #	Description	Price
115655 †	9 VDC adaptor, 120 V/230 V auto switching c-MET medical grade power supply	\$33.00
133077 †	9 VDC adaptor, 120 V/230V auto switching	\$15.00
102508 ††	9 VDC adaptor, 230 V	\$20.00
81076	Epson TM-U220 tape printer	\$420.00
186830	Printer cable, 25-pin D-Sub male to RJ-45, 6 ft	\$65.00



† NEMA 1-15 Plug



†† CEE 7/16 Plug

Dimensions

	Inches	Centimeters
A	37.4	95
B	33.4	85
C	25.2	64
D	20.5	52
E	17	43.2
F	16	40.6
G	17	43.2

D300 Series Wireless Wheelchair Scale



Model D300

Specifications

Capacity:

D300-8: 800 lb x 0.5 lb (363 kg x 0.2 kg)

Power:

Wheel pads: Eight EL-123 batteries per scale system (two per pad) (included)

Controller: Three AAA lithium batteries (included)

Operating Temperature:

50° F to 90° F (14° C to 35° C)

Warranty:

Two-year limited warranty

Standard Features

- Four lightweight, wireless scale pads
- Powder -coated molded plastic and cast aluminum construction
- Four wheel-stops and roll-up ramps
- Handheld controller
- Rubber controller glove and lanyard
- Optional carrying case

Part Number/Price

Part #	Model #	Capacity	Price
157141	D300-8	800 lb x 0.5 lb (363 kg x 0.2 kg)	\$2,832.00

Shipping Weight

Part #	Model #	L (in)	W (in)	H (in)	Package Wgt. (lb)	Dim Wgt. (lb)	Shipping Wgt. (lb)
157141	D300-8	17	13	13	15	21	21

Options/Accessories

Part #	Description	Price
107445	Carrying Case	\$92.00



Optional transport/carrying case



Wheelchair positioned on pads



NEW 350-10-3M Dual-ramp Wheelchair Scale

Metal Platform

Specifications

Capacity:

1,000 lb x 0.2 lb (450 kg x 0.1 kg)

Platform Dimensions:

(W x L x H) 31.5 in x 29.5 in x 3.15 in

Power:

9VDC, provided by six AA alkaline batteries (included) or AC adaptor (optional)

Battery Type:

Six AA alkaline (included)

Battery Use:

25 hours continuous use with batteries
Automatic power-off can be configured

Operating Temperature:

50° F to 104° F (14° C to 40° C)

Display:

5-digit LCD display, 0.75 in (1.9 mm) digit height

Approvals:

c-Met, E113986

Warranty:

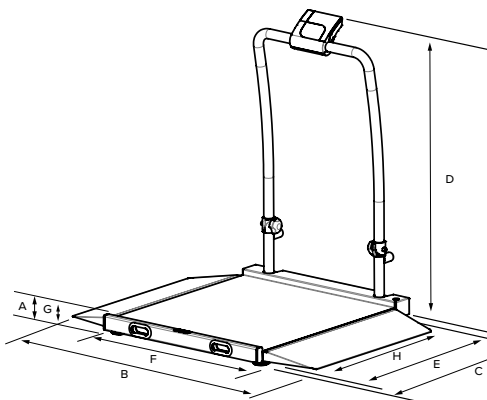
Two-year limited warranty



Model 350-10-3M



Wheelchair scale in folded position



Standard Features

- Metal platform with slip resistant surface
- Dual ramp for on/off access
- Integrated wheels for easy transport
- Large, stable scale base
- Push-button LCD display
- BMI (body mass index) function
- Hold function
- Ability to manually enter the tare weight of additional items, such as a wheelchair or oxygen tank
- Units of measure: lb only, kg only, lb/kg
- Motiontrap™ movement compensation technology
- EHR capable

Part Number/Price

Part #	Model #	Capacity	Price
193956	350-10-3M	1,000 lb x 0.2 lb (450 kg x 0.1 kg)	\$1,933.00

Shipping Weight

Part #	Model #	L (in)	W (in)	H (in)	Package Wgt. (lb)	Dim Wgt. (lb)	Shipping Wgt. (lb)
193956	350-10-3M	51	42	14	102	216	216

Options/Accessories

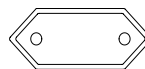
Part #	Description	Price
115655 †	9 VDC adaptor, 120 V/230 V auto switching c-MET medical grade power supply	\$33.00
133077 †	9 VDC adaptor, 120 V/230V auto switching	\$15.00
102508 ††	9 VDC adaptor, 230 V	\$20.00
81076	Epson TM-U220 tape printer	\$420.00
186830	Printer cable, 25-pin D-Sub male to RJ-45, 6 ft	\$65.00

Dimensions

	Inches	Centimeters
A	3.15	8.0
B	47.7	121
C	37.8	96
D	45.3	115
E	31.5	80
F	29.5	75
G	2.4	6
H	27.2	69



† NEMA 1-15 Plug



†† CEE 7/16 Plug

350-10-2 Single-Ramp Wheelchair Scale

with Handrail



Model 350-10-2

Standard Features

- Single ramp for on/off access
- Integrated wheels for easy transport
- Large, stable scale base
- Push-button LCD display
- BMI (body mass index) function
- Hold function
- Ability to manually enter the tare weight of additional items, such as a wheelchair or oxygen tank
- Units of measure: lb only, kg only, lb/kg
- Motiontrap™ movement compensation technology
- EHR capable
- Easy to store in closet, folded depth is 11.75 in

Part Number/Price

Part #	Model #	Capacity	Price
141445	350-10-2	1,000 lb x 0.2 lb (450 kg x 0.1 kg) with USB	\$1,145.00
168351	350-10-2BT	1,000 lb x 0.2 lb (450 kg x 0.1 kg) with USB and Bluetooth® 2.0	\$1,235.00
194739	350-10-2BLE	1,000 lb x 0.2 lb (450 kg x 0.1 kg) with Bluetooth® BLE 4.0	\$1,337.00

Shipping Weight

Part #	Model #	L (in)	W (in)	H (in)	Package Wgt. (lb)	Dim Wgt. (lb)	Shipping Wgt. (lb)
141445	350-10-2	42	41	14	90	174	174
168351	350-10-2BT	42	41	14	90	174	174
194739	350-10-2BLE	42	41	14	90	174	174

Options/Accessories

Part #	Description	Price
115655 †	9 VDC adaptor, 120 V/230 V auto switching c-MET medical grade power supply	\$33.00
133077 †	9 VDC adaptor, 120 V/230V auto switching	\$15.00
102508 ††	9 VDC adaptor, 230 V	\$20.00
81076	Epson TM-U220 tape printer	\$420.00
186830	Printer cable, 25-pin D-Sub male to RJ-45, 6 ft	\$65.00



† NEMA 1-15 Plug



†† CEE 7/16 Plug

Specifications

Capacity:

1,000 lb x 0.2 lb (450 kg x 0.1 kg)

Platform Dimensions Without Ramps:

(W x L x H) 32 in x 29.5 in x 2.375 in

Power:

9 VDC, provided by six AA alkaline batteries (included) or AC adaptor (optional)

Battery Type:

Six AA alkaline (included)

Battery Use:

25 hours continuous use with batteries
Automatic power-off can be configured

Operating Temperature:

50° F to 104° F (14° C to 40° C)

Display:

5-digit LCD display, 0.75 in (1.9 mm) digit height

Approvals:

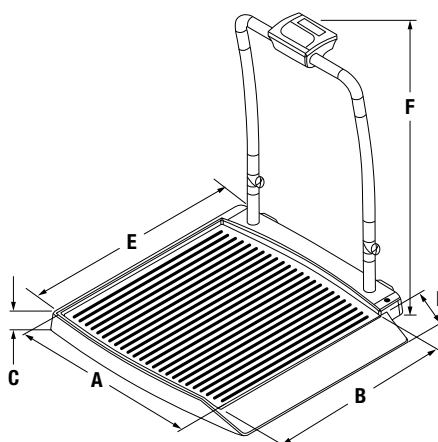
c-Met, E113986

Warranty:

Two-year limited warranty



Wheelchair scale in folded position



Dimensions

	Inches	Centimeters
A	29.5	74.9
B	32	81.3
C	2.375	6
D	9.25	23.5
E	37.5	95.2
F	45	114.3

350-10-7 Single-ramp Wheelchair Platform Scale

Specifications

Capacity:

1,000 lb x 0.2 lb (450 kg x 0.1 kg)

Platform Dimensions Without Ramps:

(W x L x H) 32 in x 29.5 in x 2.375 in

Power:

9 VDC, provided by six AA alkaline batteries (included) or AC adaptor (optional)

Battery Type:

Six AA alkaline (included)

Battery Use:

25 hours continuous use with batteries
Automatic power-off can be configured

Operating Temperature:

50° F to 104° F (14° C to 40° C)

Display:

5-digit LCD display, 0.75 in (1.9 mm) digit height

Approvals:

c-Met, E113986

Warranty:

Two-year limited warranty



Model 350-10-7

Standard Features

- Single ramp for on/off access
- Integrated wheels for easy transport
- Large, stable scale base
- Push-button LCD display
- BMI (body mass index) function
- Hold function
- Ability to manually enter the tare weight of additional items, such as a wheelchair or oxygen tank
- Units of measure: lb only, kg only, lb/kg
- Motiontrap™ movement compensation technology
- EHR capable

Part Number/Price

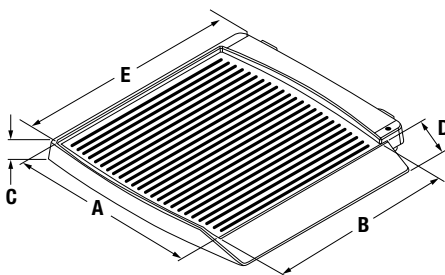
Part #	Model #	Capacity	Price
141446	350-10-7	1,000 x 0.2 lb (450 x 0.1 kg) with USB	\$1,093.00
168352	350-10-7BT	1,000 x 0.2 lb (450 x 0.1 kg) with USB and Bluetooth® 2.0	\$1,182.00
194738	350-10-7BLE	1,000 x 0.2 lb (450 x 0.1 kg) with Bluetooth® BLE 4.0	\$1,284.00

Shipping Weight

Part #	Model #	L (in)	W (in)	H (in)	Package Wgt. (lb)	Dim Wgt. (lb)	Shipping Wgt. (lb)
141446	350-10-7	45	44	7	78	100	100
168352	350-10-7BT	45	44	7	78	100	100
194738	350-10-7BLE	45	44	7	78	100	100

Options/Accessories

Part #	Description	Price
115655 †	9 VDC adaptor, 120 V/230 V auto switching c-MET medical grade power supply	\$33.00
133077 †	9 VDC adaptor, 120 V/230V auto switching	\$15.00
102508 ††	9 VDC adaptor, 230 V	\$20.00
81076	Epson TM-U220 tape printer	\$420.00
186830	Printer cable, 25-pin D-Sub male to RJ-45, 6 ft	\$65.00

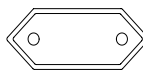


Dimensions

	Inches	Centimeters
A	29.5	74.9
B	32	81.3
C	2.375	6.0
D	9.25	23.5
E	37.5	95.3



† NEMA 1-15 Plug



†† CEE 7/16 Plug

350-10-3 Dual-ramp Wheelchair Scale

with Handrail



Model 350-10-3

Standard Features

- Dual ramp for on/off access
- Integrated wheels for easy transport
- Large, stable scale base
- Push-button LCD display
- BMI (body mass index) function
- Hold function
- Ability to manually enter the tare weight of additional items, such as a wheelchair or oxygen tank
- Units of measure: lb only, kg only, lb/kg
- Motiontrap™ movement compensation technology
- EHR capable
- Easy to store in closet, folded depth is 11.75 in

Part Number/Price

Part #	Model #	Capacity	Price
141447	350-10-3	1,000 lb x 0.2 lb (450 kg x 0.1 kg) with USB	\$1,755.00
168353	350-10-3BT	1,000 lb x 0.2 lb (450 kg x 0.1 kg) with USB and Bluetooth® 2.0	\$1,844.00
194736	350-10-3BLE	1,000 lb x 0.2 lb (450 kg x 0.1 kg) with Bluetooth® BLE 4.0	\$1,946.00

Shipping Weight

Part #	Model #	L (in)	W (in)	H (in)	Package Wgt. (lb)	Dim Wgt. (lb)	Shipping Wgt. (lb)
141447	350-10-3	51	42	14	102	216	216
168353	350-10-3BT	51	42	14	102	216	216
194736	350-10-3BLE	51	42	14	102	216	216

Options/Accessories

Part #	Description	Price
115655 †	9 VDC adaptor, 120 V/230 V auto switching c-MET medical grade power supply	\$33.00
133077 †	9 VDC adaptor, 120 V/230V auto switching	\$15.00
102508 ††	9 VDC adaptor, 230 V	\$20.00
81076	Epson TM-U220 tape printer	\$420.00
186830	Printer cable, 25-pin D-Sub male to RJ-45, 6 ft	\$65.00



† NEMA 1-15 Plug



†† CEE 7/16 Plug

Specifications

Capacity:

1,000 lb x 0.2 lb (450 kg x 0.1 kg)

Platform Dimensions:

(W x L x H) 32 in x 29.5 in x 2.375 in

Power:

9 VDC, provided by six AA alkaline batteries (included) or AC adaptor (optional)

Battery Type:

Six AA alkaline (included)

Battery Use:

25 hours continuous use with batteries
Automatic power-off can be configured

Operating Temperature:

50° F to 104° F (14° C to 40° C)

Display:

5-digit LCD display, 0.75 in (1.9 mm) digit height

Approvals:

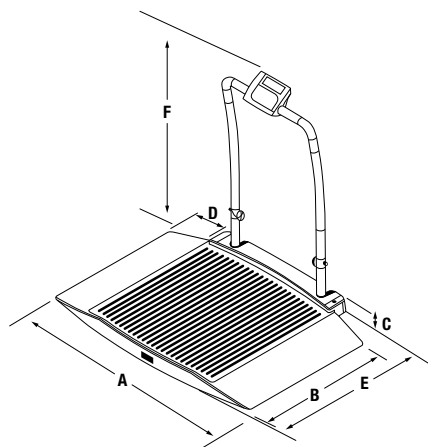
c-Met, E113986

Warranty:

Two-year limited warranty



Wheelchair scale in folded position



Dimensions

	Inches	Centimeters
A	48.5	123.2
B	32	81.3
C	2.375	6.0
D	9.25	23.5
E	38	96.5
F	45	114.3

350-10-4 Dual-ramp Wheelchair Scale

With Seat and Handrail

Specifications

Capacity:

1,000 lb x 0.2 lb (450 kg x 0.1 kg)

Platform Dimensions:

(W x L x H) 32 in x 29.5 in x 2.375 in

Chair Dimensions:

(W x D) 12 in x 6.25 in

Display:

5-digit LCD display, 0.75 in (1.9 mm) digit height

Power:

9 VDC, provided by six AA alkaline batteries (included) or AC adaptor (optional)

Battery Type:

Six AA alkaline (included)

Battery Use:

25 hours continuous use with batteries
Automatic power-off can be configured

Operating Temperature:

50° F to 104° F (14 C to 40° C)

Approvals:

c-Met, E113986

Warranty:

Two-year limited warranty



Standard Features

- Dual ramp for on/off access
- Fold-away padded seat with backrest
- Integrated wheels for easy transport
- Large, stable scale base
- Push-button LCD display
- BMI (body mass index) function
- Hold function
- Ability to manually enter the tare weight of additional items, such as a wheelchair or oxygen tank
- Units of measure: lb only, kg only, lb/kg
- Motiontrap™ movement compensation technology
- EHR capable

Part Number/Price

Part #	Model #	Capacity	Price
141448	350-10-4	1,000 lb x 0.2 lb (450 kg x 0.1 kg) with USB	\$2,521.00
168354	350-10-4BT	1,000 lb x 0.2 lb (450 kg x 0.1 kg) with USB and Bluetooth® 2.0	\$2,611.00
194737	350-10-4BLE	1,000 lb x 0.2 lb (450 kg x 0.1 kg) with Bluetooth® BLE 4.0	\$2,713.00

Shipping Weight

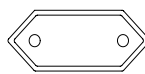
Part #	Model #	L (in)	W (in)	H (in)	Package Wgt. (lb)	Dim Wgt. (lb)	Shipping Wgt. (lb)
141448	350-10-4	51	43	21	132	332	332
168354	350-10-4BT	51	43	21	132	332	332
194737	350-10-4BLE	51	43	21	132	332	332

Options/Accessories

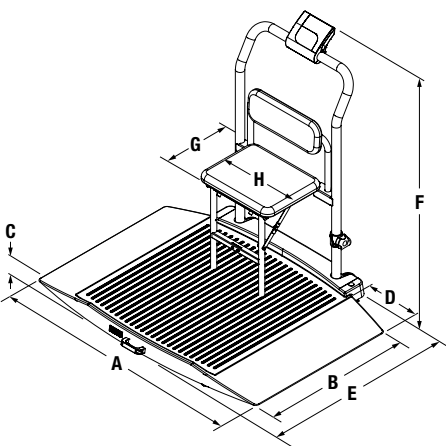
Part #	Description	Price
115655 †	9 VDC adaptor, 120 V/230 V auto switching c-MET medical grade power supply	\$33.00
133077 †	9 VDC adaptor, 120 V/230V auto switching	\$15.00
102508 ††	9 VDC adaptor, 230 V	\$20.00
81076	Epson TM-U220 tape printer	\$420.00
186830	Printer cable, 25-pin D-Sub male to RJ-45, 6 ft	\$65.00



† NEMA 1-15 Plug



†† CEE 7/16 Plug



Dimensions

	Inches	Centimeters
A	48.5	123.2
B	32	81.3
C	2.375	6.0
D	9.25	23.5
E	38	96.5
F	45	114.3
G	6.25	15.9
H	12	30.5

350-10-8 Dual-ramp Wheelchair Platform Scale

Model 350-10-8



Specifications

Capacity:

1,000 lb x 0.2 lb (450 kg x 0.1 kg)

Platform Dimensions Without Ramps:

(W x L x H) 35 in x 29.5 in x 2.375 in

Power:

9 VDC, provided by six AA alkaline batteries (included) or AC adaptor (optional)

Battery Type:

Six AA alkaline (included)

Battery Use:

25 hours continuous use with batteries
Automatic power-off can be configured

Operating Temperature:

50° F to 104° F (14° C to 40° C)

Display:

5-digit LCD display, 0.75 in (1.9 mm) digit height

Approvals:

c-Met, E113986

Warranty:

Two-year limited warranty

Standard Features

- Dual ramp for on/off access
- Integrated wheels for easy transport
- Large, stable scale base
- Push-button LCD display
- BMI (body mass index) function
- Hold function
- Ability to manually enter the tare weight of additional items, such as a wheelchair or oxygen tank
- Units of measure: lb only, kg only, lb/kg
- Motiontrap™ movement compensation technology
- EHR capable

Part Number/Price

Part #	Model #	Capacity	Price
141449	350-10-8	1,000 lb x 0.2 lb (450 kg x 0.1 kg) with USB	\$1,724.00
168355	350-10-8BT	1,000 lb x 0.2 lb (450 kg x 0.1 kg) with USB and Bluetooth® 2.0	\$1,813.00
194735	350-10-8BLE	1,000 lb x 0.2 lb (450 kg x 0.1 kg) with Bluetooth® BLE 4.0	\$1,915.00

Shipping Weight

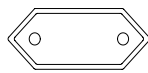
Part #	Model #	L (in)	W (in)	H (in)	Package Wgt. (lb)	Dim Wgt. (lb)	Shipping Wgt. (lb)
141449	350-10-8	53	45	7	86	121	121
168355	350-10-8BT	53	45	7	86	121	121
194735	350-10-8BLE	53	45	7	86	121	121

Options/Accessories

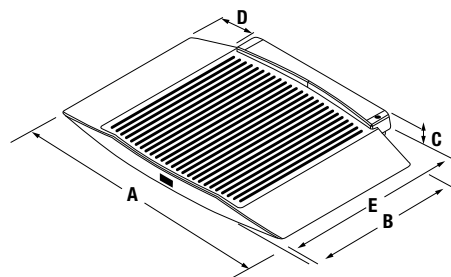
Part #	Description	Price
115655 †	9 VDC adaptor, 120 V/230 V auto switching c-MET medical grade power supply	\$33.00
133077 †	9 VDC adaptor, 120 V/230V auto switching	\$15.00
102508 ††	9 VDC adaptor, 230 V	\$20.00
81076	Epson TM-U220 tape printer	\$420.00
186830	Printer cable, 25-pin D-Sub male to RJ-45, 6 ft	\$65.00



† NEMA 1-15 Plug



†† CEE 7/16 Plug



Dimensions

	Inches	Centimeters
A	48.5	123.2
B	32	81.3
C	2.375	6.0
D	9.25	23.5
E	38	96.5

RL-350-5 Single-ramp Portable Bariatric Wheelchair Scale

34 Inches Wide

Specifications

Capacity:

1,000 lb x 0.2 lb (450 kg x 0.1 kg)

Platform Dimensions:

(W x L x H) 34 in x 34 in x 2.22 in

Power:

9 VDC, provided by six AA alkaline batteries (included) or AC adaptor (optional)

Battery Type:

Six AA alkaline (included)

Battery Use:

25 hours continuous use with batteries
Automatic power-off can be configured

Operating Temperature:

50° F to 104° F (14° C to 40° C)

Display:


5-digit LCD display, 0.75 in (1.9 mm) digit height

Approvals:

c-Met (pending)

Warranty:

Two-year limited warranty



Model RL-350-5

Standard Features

- Single ramp for on/off access
- Integrated handles and wheels for easy transport
- Large, stable scale base
- Push-button LCD display
- BMI (body mass index) function
- Hold function
- Ability to manually enter the tare weight of additional items, such as a wheelchair or oxygen tank
- Units of measure: lb only, kg only, lb/kg
- Motiontrap™ movement compensation technology
- EHR capable
- 10 ft cable between scale base and indicator

Part Number/Price

Part #	Model #	Capacity	Price
150703	RL-350-5	1,000 lb x 0.2 lb (450 kg x 0.1 kg) with USB	\$1,681.00
168357	RL350-5BT	1,000 lb x 0.2 lb (450 kg x 0.1 kg) with USB and Bluetooth® 2.0	\$1,771.00

Shipping Weight

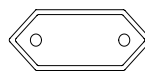
Part #	Model #	L (in)	W (in)	H (in)	Package Wgt. (lb)	Dim Wgt. (lb)	Shipping Wgt. (lb)
150703	RL-350-5	43	43	11	162	147	162
168357	RL350-5BT	43	43	11	162	147	162

Options/Accessories

Part #	Description	Price
133077 †	9 VDC adaptor, 120 V/230V auto switching	\$15.00
102508 ††	9 VDC adaptor, 230 V	\$20.00
81076	Epson TM-U220 tape printer	\$420.00
186830	Printer cable, 25-pin D-Sub male to RJ-45, 6 ft	\$65.00



† NEMA 1-15 Plug




†† CEE 7/16 Plug

Dimensions

	Inches	Centimeters
A	41	104.1
B	40	101.6
C	2.22	5.6
D	34	86.4
E	34	86.4

RL-350-6 Dual-ramp Portable Bariatric Wheelchair Scale

34 Inches Wide



RL-350-6

Specifications

Capacity:

1,000 lb x 0.2 lb (450 kg x 0.1 kg)

Platform Dimensions:

(W x L x H) 34 in x 34 in x 2.22 in

Power:

9 VDC, provided by six AA alkaline batteries (included) or AC adaptor (optional)

Battery Type:

Six AA alkaline (included)

Battery Use:

25 hours continuous use with batteries
Automatic power-off can be configured

Operating Temperature:

50° F to 104° F (14° C to 40° C)

Display:

5-digit LCD display, 0.75 in (1.9 mm) digit height

Approvals:

c-Met (pending)

Warranty:

Two-year limited warranty

Standard Features

- Dual ramp for on/off access
- Integrated handles and wheels for easy transport
- Large, stable scale base
- Push-button LCD display
- BMI (body mass index) function
- Hold function
- Ability to manually enter the tare weight of additional items, such as a wheelchair or oxygen tank
- Units of measure: lb only, kg only, lb/kg
- Motiontrap™ movement compensation technology
- EHR capable
- 10 ft cable between scale base and indicator

Part Number/Price

Part #	Model #	Capacity	Price
150704	RL-350-6	1,000 lb x 0.2 lb (450 kg x 0.1 kg) with USB	\$1,681.00
168358	RL-350-6BT	1,000 lb x 0.2 lb (450 kg x 0.1 kg) with USB and Bluetooth® 2.0	\$1,771.00

Shipping Weight

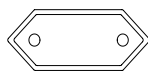
Part #	Model #	L (in)	W (in)	H (in)	Package Wgt. (lb)	Dim Wgt. (lb)	Shipping Wgt. (lb)
150704	RL-350-6	43	43	11	154	147	154
168358	RL-350-6BT	43	43	11	154	147	154

Options/Accessories

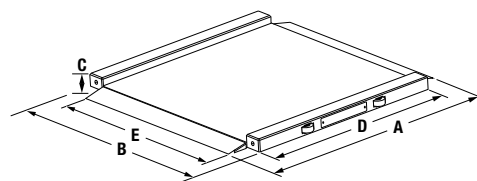
Part #	Description	Price
133077 †	9 VDC adaptor, 120 V/230V auto switching	\$15.00
102508 ††	9 VDC adaptor, 230 V	\$20.00
81076	Epson TM-U220 tape printer	\$420.00
186830	Printer cable, 25-pin D-Sub male to RJ-45, 6 ft	\$65.00



† NEMA 1-15 Plug



†† CEE 7/16 Plug



Dimensions

	Inches	Centimeters
A	41	104.1
B	40	101.6
C	2.22	5.6
D	34	86.4
E	34	86.4

SB-1150 Summit™ Bariatric Wheelchair Scale

Specifications

Capacity:

1,000 lb x 0.2 lb (450 kg x 0.1 kg)

Platform Dimensions:

(W x L x H) 36 in x 36 in x 4 in

Ramp Dimensions:

(W x L x H) 36 in x 28.5 in x 4 in

Display:

5-digit LCD display, 0.75 in (1.9 mm) digit height

Power:

9 VDC, provided by six AA alkaline batteries (included) or AC adaptor (optional)

Battery Type:

Six AA alkaline (included)

Battery Use:

25 hours continuous use with batteries
Automatic power-off can be configured

Operating Temperature:

50° F to 104° F (14° C to 40° C)

Warranty:

Two-year limited warranty

Approvals:

c-Met (pending)



Model SB-1150

Standard Features

- Heavy-duty mild steel construction
- Single ramp for on/off access
- Push-button LCD display
- BMI (body mass index) function
- Hold function
- Ability to manually enter the tare weight of additional items, such as a wheelchair or oxygen tank
- Units of measure: lb only, kg only, lb/kg
- Motiontrap™ movement compensation technology
- EHR capable
- 10 ft cable between scale base and indicator

Part Number/Price

Part #	Model #	Capacity	Price
150706	SB-1150	1,000 lb x 0.2 lb (450 kg x 0.1 kg) with USB	\$1,540.00
168359	SB-1150BT	1,000 lb x 0.2 lb (450 kg x 0.1 kg) with USB and Bluetooth® 2.0	\$1,661.00

Shipping Weight

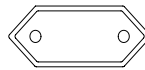
Part #	Model #	L (in)	W (in)	H (in)	Package Wgt. (lb)	Dim Wgt. (lb)	Shipping Wgt. (lb)
150706	SB-1150	49	48	24	363	407	407
168359	SB-1150BT	49	48	24	363	407	407

Options/Accessories

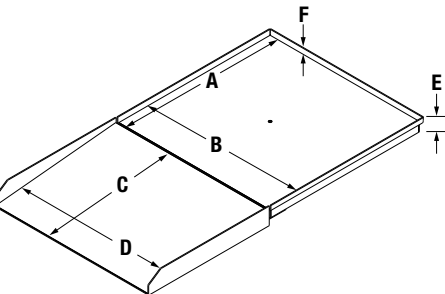
Part #	Description	Price
133077 †	9 VDC adaptor, 120 V/230V auto switching	\$15.00
102508 ††	9 VDC adaptor, 230 V	\$20.00
81076	Epson TM-U220 tape printer	\$420.00
186830	Printer cable, 25-pin D-Sub male to RJ-45, 6 ft	\$65.00



† NEMA 1-15 Plug



†† CEE 7/16 Plug



Dimensions

	Inches	Centimeters
A	36	91.4
B	36	91.4
C	28.5	72.4
D	36	91.4
E	4	10.2
F	1	2.5

SD-1150-WP Dialysis Wheelchair Scale



In Ground
Scale Package

Specifications

Capacity:

1,000 lb x 0.2 lb (450 kg x 0.1 kg)

Platform Dimensions:

(W x L x H) 36 in x 36 in x 3 in

Power:

9 VDC, provided by six AA alkaline batteries (included) or AC adaptor (optional)

Battery Type:

Six AA alkaline

Battery Use:

25 hours continuous use with batteries
Automatic power-off can be configured

Operating Temperature:

50° F to 104° F (14° C to 40° C)

Display:

5-digit LCD display, 0.75 in (1.9 mm) digit height

Warranty:

Two-year limited warranty

Approvals:

c-Met (pending)

Standard Features

- Package includes scale, pit frame, handrail and indicator
- Heavy-duty mild steel construction
- Handrail for added patient safety
- Push-button LCD display
- BMI (body mass index) function
- Hold function
- Ability to manually enter the tare weight of additional items, such as a wheelchair or oxygen tank
- Units of measure: lb only, kg only, lb/kg
- Motiontrap™ movement compensation technology
- EHR capable
- 10 ft cable between scale base and indicator

Part Number/Price

Part #	Model #	Capacity	Price
150707	SD-1150-WP	1,000 lb x 0.2 lb (450 kg x 0.1 kg) with USB	\$1,781.00
168360	SD-1150-WPBT	1,000 lb x 0.2 lb (450 kg x 0.1 kg) with USB and Bluetooth® 2.0	\$1,860.00

Shipping Weight


Part #	Model #	L (in)	W (in)	H (in)	Package Wgt. (lb)	Dim Wgt. (lb)	Shipping Wgt. (lb)
150707	SD-1150-WP	40	39	15	246	169	246
168360	SD-1150-WPBT	40	39	15	246	169	246

Options/Accessories

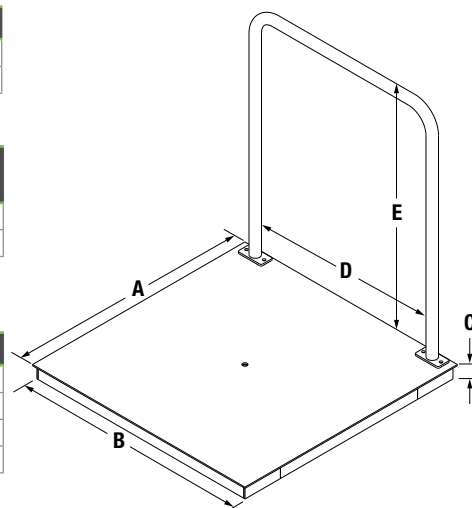
Part #	Description	Price
133077 †	9 VDC adaptor, 120 V/230V auto switching	\$15.00
102508 ††	9 VDC adaptor, 230 V	\$20.00
81076	Epson TM-U220 tape printer	\$420.00
186830	Printer cable, 25-pin D-Sub male to RJ-45, 6 ft	\$65.00



† NEMA 1-15 Plug



†† CEE 7/16 Plug

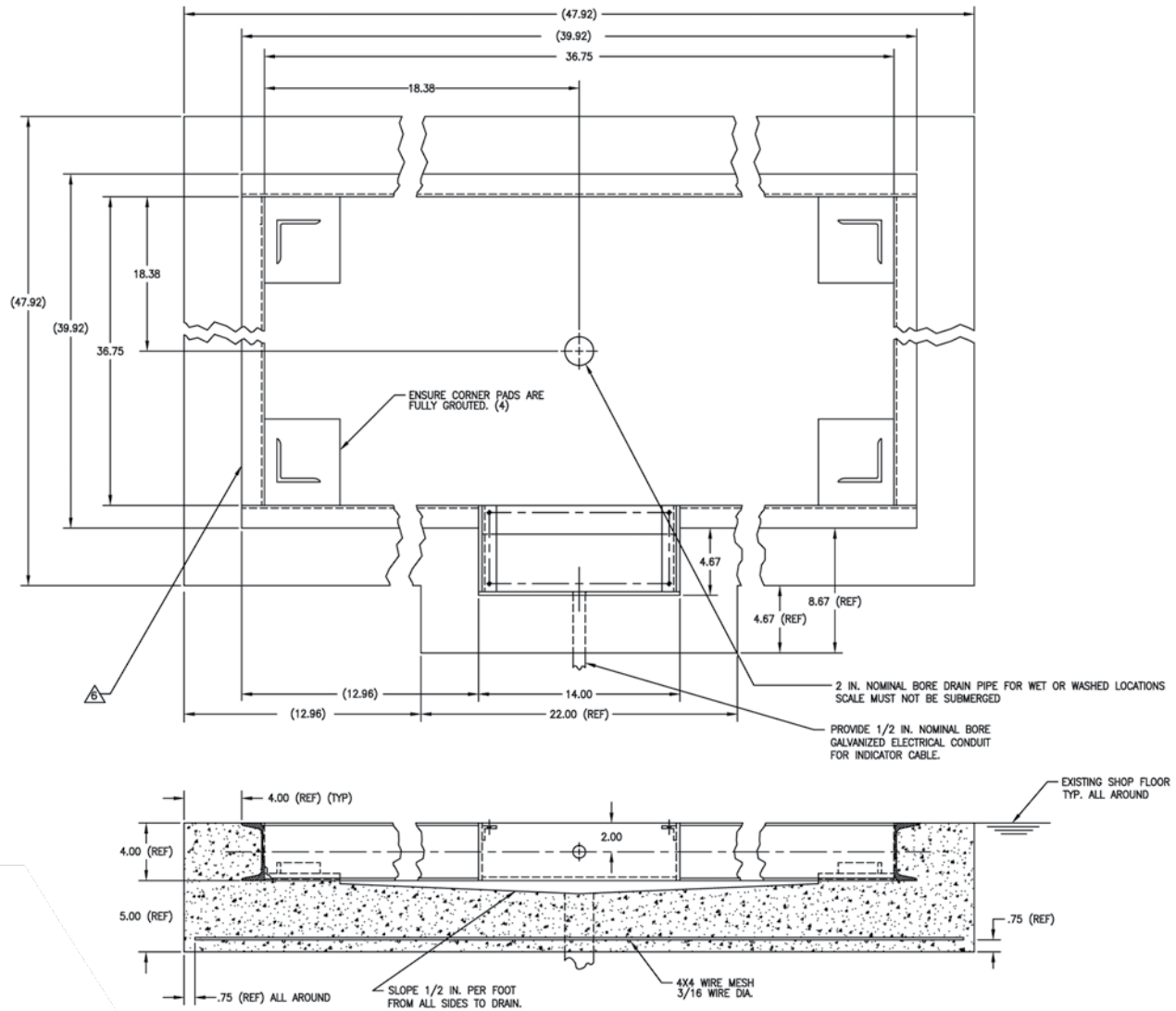


Dimensions

	Inches	Centimeters
A	36	91.4
B	36	91.4
C	3	7.6
D	31.5	80.0
E	37	94.0

Wheelchair Scales

Pit Frame Concrete Details



NOTE:

1. USE CONCRETE OF MINIMUM YIELD STRENGTH 5000 PSI OR 6-BAG MIX.
 2. ALLOW 7 DAYS TO CURE. WET CONCRETE PERIODICALLY DURING THIS TIME.
 3. DIMENSIONS SHOWN ASSUME FIRM, STABLE SOIL CONDITIONS. WHEN SOIL CONDITIONS ARE NOT ADEQUATE, PLACE FOUNDATION AT SUFFICIENT DEPTH.
 4. IN WET OR WASHDOWN APPLICATIONS WE RECOMMEND THE USE OF HERMETICALLY SEALED LOAD CELLS, AND THAT THE JUNCTION BOX BE MOUNTED REMOTELY IN A DRY LOCATION.
 5. WIRE MESH TO HAVE MINIMUM .75 COVER BOTTOM AND SIDES.
- ON STAINLESS STEEL VERSIONS, TWO PIECES OF 2 INCH ANGLE WILL BE SUBSTITUTED FOR THE 4 INCH CHANNEL.

This image shows a full page of blank graph paper. The grid consists of small, uniform squares formed by thin, light gray lines. There are no margins, text, or other markings on the page.

Monorail Scales

TABLE OF CONTENTS

MS200 AND MS202	826
<i>Portable and Permanent Monorail Scales</i>	

ESPAÑOL | Visite ricelake.com/spanish
para ver todos los materiales
Rice Lake que están
disponibles en español.

*The following product names, logos, brands, and other trademarks featured
or referred to within this publication are the property of their respective trademark holders.*

MS200 and MS202

Portable and Permanent Monorail Scales



Standard Features

- 8-in live-rail designed to weigh one trolley at a time
- 750 x .5 lb resolution in both portable and permanent models
- Available for rail sizes 3/8 x 2 1/2 in or 1/2 x 2 1/2 in
- Requires less than 41 in of straight rail to install (14 in between rail hangers for permanent model)
- Zinc plated, steel construction
- High accuracy, stainless steel load cell
- 25 ft of load cell cable for flexible installation
- Slightly recessed live-rail for the trolley roller provides stable weighments

APPROVALS



Measurement
Canada
Approved

**MS202 only*

Part Number/Price

Part #	Description	Est. Weight	Price
19743*	MS200HB, NTEP Certified portable	38 lb	\$2,065.00
19744*	MS202HB-3/8 in, NTEP Certified permanent	38 lb	\$2,065.00
19745*	MS202HB-1/2 in, NTEP Certified permanent	38 lb	\$2,065.00
196885	MS202HB-SS 3/8 in, SST rail	38 lb	\$2,400.00
196888	MS202HB-SS 1/2 in, SST rail	38 lb	\$2,400.00
167585	Load cell, 500 kg 2 mv/v 350 ohm SST construction, with 25 ft of cable	6 lb	\$795.00

**Scale only, indicator not included*

Options/Accessories

Part #	Description	Price
16984	Additional operating manual	\$5.00

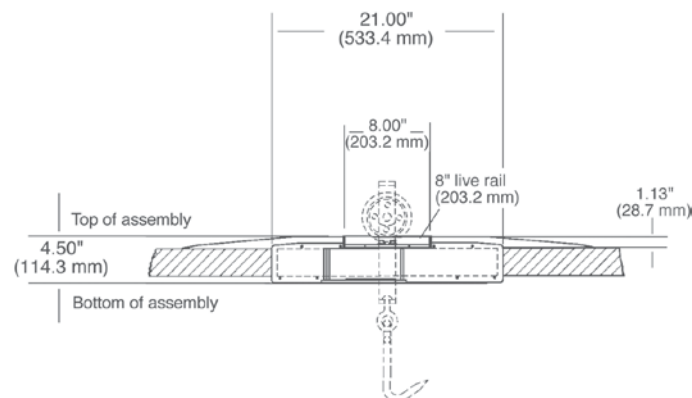
NOTE: If scale is not going to be moved to different locations, the MS202 permanent model is recommended for easier transfer of the load.



The 52 in (1320.8 mm) section of rail supplied with the MS202 allows ample length for custom fitting to your specific area. This length is necessary when replacing a mechanical lever system.

The rail can be cut down to as short as 14 in (355.6 mm) for installation between two rail hangers. To make the weighing operation as simple as possible, the 8 in (203.2 mm) live-rail is mounted flush and level with the trolley rail.

MS202 Permanent Monorail Scale



MS200/MS202 Dimensions

Specifications

Construction:

Zinc-plated steel construction, stainless steel hardware

Load Cell Construction:

Stainless steel

Bridge Resistance:

350 ohms nominal

Rated Output:

2 mV/V

Nonlinearity:

0.03% full scale

Approvals:

NTEP CC 90-003, Class III, nmax 1500
Measurement Canada *MS202 only

Warranty:

One-year limited

Onboard Weighing

TABLE OF CONTENTS

SEMI TRAILER KITS.....828

STRAIGHT TRUCK
AND LOGGING KITS.....829

TRADEROUTE™ HL SERIES.....833
Legal for Trade Onboard Weighing System

LOADRUNNER™ ONBOARD
WEIGHING SYSTEMS.....836
Dump Truck Systems Kit

ESPAÑOL | Visite ricelake.com/spanish
para ver todos los materiales
Rice Lake que están
disponibles en español.

*Product names, logos, brands and other trademarks featured
or referred to within this publication are the property of their respective trademark holders.*

Semi Trailer Kits

Part Number/Price

Part #	Model #	Description	Price
Complete Tractor/Trailer Air-Ride Kits			
114285	PL9700-100	Single transducer kit (tractor/trailer) Kit includes: 9700, (2) air transmitter, (2) air pressure transducer, 35 ft & 80 ft truck cable, 15 ft power cable	\$3,200.00
114286	PL9700-200	Dual transducer kit (tractor/trailer) Kit includes: 9700, (2) air transmitter 2-lead, (2) dual air pressure transducer, 35 ft & 80 ft truck cable, 15 ft power cable	\$3,700.00
114287	PL9704-3202	Three channel air transducer system Kit includes: 9704, (3) air transmitter 2-lead, (3) dual air pressure transducer, (2) 35 ft & 80 ft truck cable, 15 ft power cable	\$5,200.00
114288	PL9704-4202	Four channel air transducer system Kit includes: 9704, (4) air transmitter 2-lead, (4) dual air pressure transducer, (3) 35 ft & 80 ft truck cable, 15 ft power cable	\$6,900.00
114289	PL9704A-3202	Three channel air transducer system with auto ID indicator/transmitter Kit includes: 9704A, (3) air transmitter 2-lead auto ID, (3) dual air pressure transducer, (2) 35 ft & 80 ft truck cable, 15 ft power cable	\$5,400.00
114290	PL9704A-4202	Four channel air transducer system with auto ID indicator Kit includes: 9704A, (4) air transmitter 2-lead auto ID, (4) dual air pressure transducer, (3) 35 ft & 80 ft truck cable, 15 ft power cable	\$6,900.00
Half System Air-Ride Kits			
114292	PL9701-200	Dual transducer kit (tractor only) Kit includes: 9700, air transmitter 2-lead LC, dual air pressure transducer, 35 ft truck cable, 15 ft power cable	\$2,400.00
114294	PL9701-200	Dual transducer kit (trailer only) Kit includes: Air transmitter 2-lead LC, dual air pressure transducer, 80 ft truck cable	\$1,300.00
Half System 5th Wheel Kits			
114295	PL9701-250H	Holland fixed 5th wheel kit (25,000 lb max with dead load) Kit includes: 9700, dual lead transmitter, (2) 5th wheel bending beam/suspension load cell, 35 ft truck cable, 15 ft power cable, hardware	\$4,400.00
168365	–	Holland fixed 5th wheel kit with 9705 (25,000 lb max with dead load) Kit includes: 9705 with auto id and selectable base, dual lead transmitter, 603-1 wireless transmitter, (5) 5th wheel bending beam/ suspension load cell, 35 ft truck cable, 15 ft power cable and hardware	\$5,500.00
114296	PL9701-250F	Fontaine fixed 5th wheel kit (25,000 lb max with dead load) Kit includes: 9700, dual lead transmitter, (2) 5th wheel bending beam/suspension load cell, 35 ft truck cable, 15 ft power cable, hardware	\$4,300.00
168363	–	Fontaine fixed 5th wheel kit with 9705 (25,000 lb max with dead load) Kit includes: 9705 with auto id and selectable base, dual lead transmitter, 603-1 wireless transmitter, (5) 5th wheel bending beam/ suspension load cell, 35 ft truck cable, 15 ft power cable and hardware	\$5,200.00
132050	PL9701-250J	Jost fixed 5th wheel kit (25,000 lb max with dead load) Kit includes: 9700, dual lead transmitter, (2) 5th wheel bending beam/suspension load cell, 35 ft truck cable, 15 ft power cable, hardware	\$4,800.00
168366	–	Jost fixed 5th wheel kit with 9705 (25,000 lb max with dead load) Kit includes: 9705 with auto id and selectable base, dual lead transmitter, 603-1 wireless transmitter, (5) 5th wheel bending beam/ suspension load cell, 35 ft truck cable, 15 ft power cable and hardware	\$5,400.00
Equalizing Leaf Spring Suspension Kits			
114299	PL9720-250	Tandem axle center hanger load cell kit (25,000 lb max with dead load) Kit includes: Dual lead load cell transmitter, (2) 5th wheel bending beam/suspension load cell, 80 ft truck cable, (4) bearing plates, hardware	\$3,100.00
114300	PL9720-450	Tri-axle center hangers load cell kit (25,000 lb max with dead load) Kit includes: Four-lead load cell transmitter, (4) 5th wheel bending beam/suspension load cell, 80 ft truck cable, (8) bearing plates, hardware	\$5,200.00
163091	–	Hutch center equalizer hanger for tandem/tri-axle kit Kit includes: Two hangers	\$2,400.00
Tandem Trailer Single-Point Suspension Kits			
117667	PL9720-216	Single-point clamp load cell kit, 40,000 lb (80,000 lb max with dead load) Kit includes: Dual lead transmitter, (2) bearing plates, (2) 40,000 lb load cells, (8) bearing plates	\$3,800.00
161660	–	Single-point clamp load cell kit, 40,000 lb (80,000 lb max with dead load) Kit includes: (2) 40K load cells, (4) body springs, (2) nuts, bolts and washers, bearing plates	\$3,000.00
Indicator Kits			
114163	PL9700-02	Dual-channel indicator kit Kit includes: 9700, (2) dual lead transmitter, 35 ft & 80 ft truck cable, 15 ft power cable	\$2,400.00
114174	PL9710-02	Dual-channel indicator air kit with serial ports Kit includes: 9710, 2-lead transmitter, 2-lead air transmitter	\$2,800.00
114304	PL9704-03	Three-channel indicator air kit with serial ports Kit includes: 9704, (3) 2-lead air transmitter, 35 ft & (2) 80 ft truck cables, 15 ft power cable	\$3,700.00
114305	PL9704-04	Four-channel indicator air kit with serial ports Kit includes: 9704, (4) 2-lead air transmitter, 35 ft & (3) 80 ft truck cables, 15 ft power cable	\$4,100.00

Straight Truck and Logging Kits

Part Number/Price

Part #	Model #	Description	Price
Rigid Underbody Load Cell Kits			
114307	PL9710-414.4	Four-point indicator kit with 14.4 in load cells (50,000 lb max with dead load) Kit includes: 9710, four-lead transmitter, (4) 14.4 in load cell, (4) bearing plates, (4) body coil springs, 35 ft truck cable, 15 ft power cable	\$6,500.00
114308	PL9710-614	Six-point indicator kit with 14.4 in load cells (75,000 lb max with dead load) Kit includes: 9710, six-lead transmitter, (6) 14.4 in load cell, (6) bearing plates, (8) body coil springs, anti rotation plate, 35 ft truck cable, 15 ft power cable	\$8,400.00
114309	PL9710-426	Four-point indicator kit with 26 in load cells (50,000 lb max with dead load) Kit includes: 9710, four-lead transmitter, (4) 26 in load cells, (8) bearing plates, (6) body coil springs, 35 ft truck cable, 15 ft power cable	\$7,900.00
161660	—	Single-point clamp load cell kit, 40,000 lb (80,000 lb max with dead load) Kit includes: (2) 40K load cells, (4) body springs, nuts, bolts and washers, bearing plates	\$3,000.00
Tipping Body/Hoist Chassis Kits			
118572	—	Six-point pivot pin kit with groove lock load cells, live weigh Kit includes: 9710, six-lead transmitter, 35 ft truck cable, 15 ft power cable, (4) bearing plates, (4) shear beam underbody load cells, (4) groove lock kits, (2) Labrie hinge pin kits (50,000 lb max with dead load)	\$9,600.00
178831	—	Three-point roll-off kit (Galbreath) includes: 9710, two-lead transmitter, 35 ft truck cable, 15 ft power cable	\$6,600.00
Air-Ride Kits			
114313	PL9700-1200	Dual transducer/transmitter air ride kit Kit includes: 9700, two-lead air transmitter, air pressure transducer, 35 ft truck cable, 15 ft power cable	\$2,400.00
119287	—	GPS indicator kit Kit includes: 9700/ RS-232 and GPS serial output, (2) dual lead air transmitters, Wireless transceiver, wireless receiver, 35 ft truck cable, 15 ft power cable	\$3,500.00
174310	—	Smart pressure sensor	\$1,300.00
Indicator Kits			
114176	PL9710-04	Four-point indicator kit with serial ports Kit includes: 9710, four-lead transmitter, 35 ft truck cable, 15 ft power cable	\$2,300.00
114177	PL9710-06	Six-point indicator kit with serial ports Kit includes: 9710, six-lead transmitter, 35 ft truck cable, 15 ft power cable	\$2,400.00
171429	—	In-cab display, single channel serial ports and load/deliver shrink calc software	\$1,095.00
174778	—	In-cab display, dual channel with 10 key pad	\$2,500.00
Logging Kits			
182971	—	North West Short Logger Kit	\$15,000.00
182972	—	North West Long Logger Kit	\$7,900.00

Replacement/SVC Parts

Part Number/Price

Part #	Model #	Description	Price
Indicator and Scoreboard Replacement Parts			
114185	PL9700-10	In-cab indicator, dual-channel, gross net	\$995.00
114186	PL9710-10	In-cab indicator, single-channel, load deliver with printer ports	\$1,095.00
114187	PL9704-10	In-cab indicator, four-channel	\$1,095.00
114188	PL9705-10	In-cab indicator, with auto ID	\$1,095.00
164237	PL9705-1	In-cab indicator, dual-channel auto ID with RS-232	\$1,500.00
164490	PL9795-13	Remote display, dual-port repeater, AC/DC 12vdc, selectable base (works with 9705)	\$1,600.00
171429	–	9710, single-channel load deliver, printer ports, shrink calc software	\$1,095.00
174133	PL9710SP	9710, single-channel load deliver, axle weigh software	\$1,600.00
118570	PL9704A	In-cab indicator, four-channel with Auto ID	\$1,195.00
119284	PL97000-SF	In-cab indicator with GPS serial output	\$1,175.00
129394	–	SCT-10 with enclosure	\$550.00
107714	–	920i® deep universal indicator, 9-36VAC	\$2,475.00
111144	–	Remote Display LaserLT 1550, 9-36V	\$1,095.00
115138	–	Visor, Laser LT RD-1550	\$75.00
153265	–	go-between board	\$410.00
65635	–	Epson® TMU-295 ticket printer	\$595.00
Options			
119285	601	Wireless transceiver, pair with receiver PN 119286	\$575.00
119286	602	Wireless receiver, pair with transceiver PN 119285	\$575.00
114316	PL605D	Printek mtP400si thermal lister printer Kit includes: Printer, mounting bracket, serial & power cable, two paper rolls	\$1,495.00
115528	–	Paper, receipt MtP4000si thermal, width 4.125 in, 2.625 in OD, 0.75 in Core	\$6.30
114319	PL9897	Dual-limit setpoint remote relay module, 9710 only. Compatible with 118572 and 9710. For use when weight 1 is exceeded, activates signal, exceeds weight 2 setpoint, activates signal	\$395.00
175754	–	10 Key pad accessory used on 9710 indicators	\$1,350.00
Load Cell Replacement Parts			
116435	PL9000-11	Feed wagon cantilever beam 7,000 lb replaces 118195 for use on old Lodec feed wagons limited stock	\$480.00
114322	PL9000-14	13 in low profile bending beam 10,000 lb for use as SI replacement load cell	\$725.00
115345	PL9000-14.4	14.4 in under body shear beam 12,500 lb for use on part numbers 114307 or 114308	\$825.00
111766	PL9000-22	22.6 in underbody/axle scale load cell replaces 114324 for use in axle scales, SI replacement SI830042010	\$1,050.00
114325	PL9000-26	26 in shear beam load cell 12,500 lb for use on 114309 and used as Vulcan® or SI® replacement	\$995.00
150712	–	26 in shear beam load cell 12,500 lb for use on with 114309 and used as Vulcan or SI replacement with 30 ft cable	\$1,250.00
114326	PL9000-50	5th wheel bending beam/ suspension load cell 12,500 lb for use on 114295 and 114296	\$850.00
117666	PLSB-40K	40,000 lb double ended shear beam load cell for use on 117667	\$1,075.00
118369	PLSB-40K	40,000 lb double ended shear beam load cell and bearing plate for use on 117667	\$1,125.00
118086	–	Load cell tester	\$895.00
Air Transducer Replacement Parts			
114320	PL9000-102	Air pressure transducer, single element	\$345.00
114321	PL9000-202	Air pressure transducer, dual element	\$575.00
Transmitter and Cabling Replacement Parts			
114189	PL8705	2-lead transmitter, SI® replacement	\$575.00
118276	PL8701	Single-lead transmitter, SI replacement	\$625.00
118217	PL9720-20010	2-lead Vulcan® V200 transmitter	\$625.00
114190	PL7042	2-lead LC transmitter	\$595.00
114191	PL7052	2-lead air transmitter	\$595.00
114192	PL8042	2-lead LC transmitter with Auto ID	\$625.00
114193	PL8052	2-lead air transmitter with Auto ID	\$625.00
114353	PL7154	4-lead LC transmitter	\$725.00
114354	PL7156	6-lead LC transmitter	\$800.00
114196	PL7041	Single-lead LC transmitter	\$595.00
114197	PL7051	Single-lead air transmitter	\$595.00
120053	PL8051	Single-lead air transmitter with Auto ID	\$575.00
114198	PL8044	4-lead LC transmitter with Auto ID	\$725.00
129993	PL8702	2-lead LC transmitter with 8 ft cable, 4-Pin connector, 90 degree	\$625.00

Part Number/Price

Part #	Model #	Description	Price
Transmitter and Cabling Replacement Parts			
119285	601	Wireless transmitter	\$575.00
164244	603-1	Wireless transmitter, low power	\$850.00
119286	602	Wireless receiver	\$575.00
164245	604-1	Wireless receiver, low power	\$575.00
174310	—	Hydraulic pressure transducer/transmitter kit	\$1,300.00
88956	—	JB4SS junction box	\$250.00
91783	—	JBBSPT junction box, eight-channel	\$625.00
114199	PL9720-35	Cable 2-wire, 35 ft	\$95.00
114200	PL9720-45	Cable 2-wire, 45 ft	\$130.00
114201	PL9720-80	Cable 2-wire, 80 ft	\$170.00
166650	—	Homerun cable, blunt end to Conxall®, 20 lb	\$140.00
115093	PL9700-15	Power cable wire, 15 ft	\$12.00
114357	PL9700-17	6-Pin terminal strip	\$12.00
118713	—	Replacement serial cable for Printek mtP400si, data and power	\$80.00
115954	—	30 ft load cell cable extension, 4-Pin connector to bare wire	\$95.00
117799	—	Bulk cable 16AWG black and white (price per ft)	\$2.00
15493	—	Cable (price per ft)	\$1.35
Hardware (Bolts and Washers) Replacement Parts			
26069	PL9000-08CP	Cotter pin, 1/4 x 2 1/2 zinc plated	\$1.10
114240	PL9000-17C	Plated bolt, 3/4 - 16 x 1.50 in Grade 8	\$3.00
114241	PL9000-17D	Plated bolt, 3/4 - 16 x 2.00 in Grade 8, use with bearing plate PN 114339	\$3.00
114244	PL9000-17E	Plated bolt, 3/4 - 16 x 4.00 in Grade 8	\$6.00
114250	—	Plated bolt, 1-14 x 1.50 in Grade 8	\$6.00
114251	PL9000-22C	Plated bolt, 1- 14 x 2.00 in Grade 8	\$5.00
114249	PL9000-22D	Plated bolt, 1- 14 x 2.50 in Grade 8, use with bearing plate PN 114340	\$6.00
114252	PL9000-22F	Plated bolt, 1- 14 x 5.50 in Grade 8	\$12.00
114342	PL9000-26C	Plated bolt, 1 1/8-12 x 3.25 in Grade 8, use with bearing plate PN 114341, 115309, or 168521	\$22.00
114343	PL9000-13C	Plated bolt, 1.25-12 x 2.50 in Grade 8, use with bearing plate PN 114338	\$20.00
114243	PL9000-17W	Plated bolt, 1.25-12 x 2.50 in, use with bearing plate PN 114339	\$1.00
114254	PL9000-22W	Plated washer F436, 1 in, use with bearing plate PN 114340	\$3.00
114256	PL9000-26W	Plated washer F436, 1 1/8 in, use with bearing plate PN 114341, 115309, or 168521	\$2.00
114255	PL9000-13W	Plated washer F436, 1 1/4 in, use with bearing plate Pn 114338	\$5.00
117606	—	3/4 in bolt for clamp assy (8 per kit)	\$3.00
117600	—	5/8 in bolt for clamp assy (12 per kit)	\$5.00
Bearing Plates Replacement Parts			
114339	PL9000-14B	Single bearing plate use with RL9000-14 (PN 114322), (Bolt - PN 114241, Washer - PN 114243)	\$90.00
115309	PL9000-14.4B	Single bearing plate use with RL9000-14.4 (PN 115345), (Bolt - PN 114342, Washer - PN 114256)	\$95.00
114340	PL9000-24B	Bearing plate (need two) use with RL9000-22 (PN 111766), (Bolt - PN 114249, Washer - PN 114254)	\$20.00
114341	PL9000-26B	Bearing plate (need two) use with RL9000-26 (PN 114325), (Bolt - PN 114342, Washer - PN 114256)	\$20.00
168521	—	Single bearing plate use with RL9000-26 (PN 114325), (Bolt - PN 114342, Washer - PN 114256)	\$150.00
114338	PL9000-50B	Bearing plate (need two) use with RL9000-50 (PN 114326), (Bolt - PN 114343, Washer - PN 114255)	\$35.00
115643	—	Chasis bracket 1/2 x 4 x 6 x 8.5 Long (must be ordered with 164110)	\$45.00
164110	—	Chasis bracket 1/2 x 4 x 6 x 16 Long (must be ordered with 115643)	\$75.00
114349	PL9000-01S	Body spring, 3/4 in bolt x 3 in (L) 1800 lb per inch	\$45.00
114350	PL9000-02S	Body spring , 1 in bolt x 3 in (L) 2200 lb per inch	\$45.00

Replacement/SVC Parts

Part Number/Price

Part #	Model #	Description	Price
Bushing and Trunnion Replacement Parts			
114332	PL9000-50H	Holland 5th wheel trunnion kit Kit includes: bushing, (4) cap screws and washers, shear slug, trunnion	\$225.00
115104	—	Holland trunnion 4.25 x 3.11 x 8.6 in	\$160.00
114236	—	Holland bushing 2 3/4 (OD) x 1 1/8 (ID) x 4 1/4 in	\$55.00
114333	PL9000-50F	Fontaine 5th wheel trunnion kit Kit includes: bushing, (4) cap screws and washers, shear slug, trunnion	\$250.00
115328	—	Fontaine trunnion 3.5 x 9.08 x 5.125 in	\$150.00
114235	—	Fontaine bushing 4 (OD) x 1 1/4 (ID) x 2 1/4 in	\$55.00
168371	PL9000-50J	Jost 5th wheel trunnion kit Kit includes: bushing, (4) cap screws and washers, shear slug, trunnion	\$250.00
131997	—	Jost trunnion	\$200.00
132563	—	Jost bushing	\$50.00
114334	PL9000-50S	Shear slug for PN 114326	\$5.00

Specifications: 920i® USB Indicator

Power:

DC voltage: 9-36VDC,
Consumption 25W

Excitation Voltage:

10 ± VDC, 16 x 350 Ω or 32 x 700 Ω load cells
per A/D card

Analog Signal Input Range:

-10 mV to +45 mV

Analog Signal Sensitivity:

0.3 µV/graduation minimum at 7.5 Hz
1.0 µV/graduation typical at 120 Hz
4.0 µV/graduation typical at 960 Hz

A/D Sample Rate:

7.5 to 960 Hz, software selectable

Resolution:

Internal resolution: 8 million counts
Weight display resolution: 9,999,999

System Linearity:

± 0.01% full scale

Digital I/O:

Six I/O channels on CPU board; optional 24-channel
I/O expansion boards available

Circuit Protection:

RFI, EMI, ESD protection

Serial Ports:

Four ports on CPU board support up to
115,200 bps; optional dual-channel serial
expansion boards available
Port 1: Full duplex RS-232
Port 2: USB Type A and Type B connectors
Port 3: Full duplex RS-232, 20 mA output
Port 4: Full duplex RS-232, 2-wire RS-485,
20 mA output

Display (W x H):

4.6 x 3.4 in (116 W x 86 mm H), 320 x 240 pixel
VGA Liquid Crystal Display (LCD) module with
adjustable contrast

Keyboard:

27-key membrane panel, tactile feel

Operating Temperature:

Legal: 14°F to 104°F (-10°C to 40°C)
Industrial: 14°F to 122°F (-10°C to 50°C)

Weight:

45 lb, weigh center

Rating/Material:

NEMA Type 4X/IP66, stainless steel

Warranty:

Two-year limited warranty

Indicator Approvals:

NTEP CC 01-088, Class III/IIIL 10,000d
Measurement Canada AM-5426,
Class II/III HD 10,000d

OIML UK 2658, 6,000/10,000

CE marked

UL & C-UL listed (Universal, Deep and Wall Mount Enclosure)



Double-double Assembly

Standard Features System

Legal for Trade Onboard System Includes:

- 3- or 4-point onboard system RL20000B load cell with 20 ft cable, IP67
- 80-ft conduit cable
- Magnetic transport alarm sensor with 15 ft cable
- JB4SS junction box
- Hydraulic line locks and hoses
- 920i® Onboard Weigh Center
- Hydraulic pump not included
- Minimum 3,000 PSI recommended to maintain 2,200 PSI during lift

Approvals:

- NTEP CC 15-102
- Measurement Canada AM-4847

920i Onboard Weigh Center:

- Epson® TM-U295 printer with splash shield
- Pre-installed 30 ft power cable, 30 ft load cell cable and inclinometer
- Transport alarm LEDs
- Power switch
- Start/End switch
- Waterproof enclosure
- Vibration mounts
- Mounting bracket to body not included

920i USB Universal with Onboard Software:

- RS-232 port for connecting to ticket printer
- Standard onboard software
- USB interface board only

USB Interface Functions:

- Available upon special request using a Type A sealed connection
- USB interface card on Port 2
- Supports weigh mode and configuration mode functions
- Supports upload of databases and 920i configuration file
- Supports download of databases, 920i configuration file, iRite®, COD file and firmware file
- Sanity checks for command errors
- Create STD database files

Flash Drives:

- Supports USB 2.0 (optional)
- Create subdirectories by unit ID and database name
- Use the root directory for generic files

Approvals



Measurement
Canada
Approved

TradeRoute™ HL Series

Legal for Trade Onboard Weighing System



Single Assembly



Double Assembly

Specifications RL2000B S-Beam Load Cell

Full Scale Output:
3.0 mV/V

Output Resistance:
350 (\pm 3) ohms

Input Resistance:
385 (\pm 5) ohms

Material/Finish:
High-alloy steel, nickel plated

Temperature:
Compensated range
14°F to 104°F (-10°C to 40°C)

Seal Type:
Environmentally sealed, IP67

Safe Overload:
150% Full scale

Rated Excitation:
10 V DC (15 V maximum)

Nonlinearity:
0.03% Full scale

Hysteresis:
0.02% Full scale

Insulation Resistance:
5000 megohms

Cable Length:
20 ft (6.1 m)

Cable Diameter:
0.200 polyurethane jacket

Cable Color Code:
Red.....+ Excitation
Black.....- Excitation
Green.....+ Signal
White.....- Signal

Warranty:
Two-year limited warranty

Specifications JB4SS Junction Box

Cable Fittings:
PN 88956:
(4) PG7 0.118-0.255 strain relief
(2) PG11 0.197-0.394 strain relief
(1) PreVent™ breather vent
PN 107700:
(4) PG9 0.138-0.315 strain relief
(2) PG11 0.197-0.394 strain relief
(1) PreVent™ breather vent

Enclosure:
Stainless steel NEMA Type 4X

Connectors:
Spring clamp screwless, 12-28 AWG

Trimming:
Individual cell, signal trim, ranges zero trim 12.49
K-100 K ohms with 2.49 K ohms isolation resistors

Potentiometers:
100 K ohms, 25 turn cermet

Circuit Board:
3.8. x 2.3 in. (96.5 x 58.4 mm), with conformal coating

Warranty:
One-year limited warranty

Specifications Epson® TM-U295 Printer

Print Speed:
1.9 to 2.3 lines per second (5 x 7 character, 3 dot line spacing)

Column Capacity:
35/42 columns

Characters Per Line:
35 standard font

Print Area:
2.59 in W (65.8 mm W)

Character Formation:
5 x 7 and 7 x 7 dot matrix

Character Height:
0.11 standard font

Print Head Life:
Approximately 100 million strokes/pin

Form Thickness:
Single-ply - 0.003 in to 0.009 in
Copy paper - 0.003 in to 0.014 in

Ribbon:
Cassette-type purple ribbon. Ribbon life is approximately 1.5 million characters (continuous prints). Black ink also available.

Approvals:
UL listed, CSA certified, CE marked

Warranty:
One-year limited warranty (includes print head)

Part Number/Price

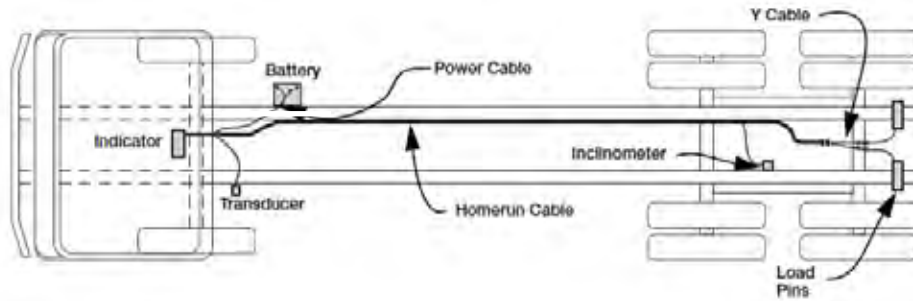
Part #	Model #	Description	Price
Complete System			
131098	–	15,000 lb x 5 lb/8,000 x 2 kg 3-point onboard system (Class III), qty one each OB5-SGL5, OB10-DBL5, 920i® Weigh Center	\$12,900.00
131099	–	20,000 lb x 5 lb/10,000 x 2 kg 4-point onboard system (Class III/IIIL), qty two OB10-DBL5, qty 1, 920i Weigh Center	\$15,700.00
131100	–	30,000 lb x 10 lb/15,000 x 5 kg 3-point onboard system (Class III), qty one each OB10-SGL10, OB20-DBL10, 920i Weigh Center	\$14,100.00
131101	–	40,000 lb x 10 lb/20,000 x 5 kg 4-point onboard system (Class III) qty two OB20-DBL10 qty 1, 920i Weigh Center	\$15,700.00
Consult	–	20,000 kg x 5 kg 3-point onboard system (Class III) qty one each, OB15-SGL105, OB30-DBL15, 920i Weigh Center	\$16,095.00
131103	–	60,000 lb x 10 lb/30,000 x 5 kg 4-point onboard system (Class III/IIILD) qty two, OB30-DBL15, qty 1, 920i Weigh Center	\$17,600.00
Consult	–	50,000 lb kit x 10 lb/30,000 x 5 kg 4-point onboard system (Class III/IIIL), qty two, OB30-DBL15, JB4SS, 30 ft homerun cable, 60 ft conduit, power cable (PN 127958 with PN 155300)	Consult
Consult	–	60,000 lb kit x 10 lb/30,000 x 5 kg 4-point onboard system (Class III/IIIL), qty two, OB30-DBL15, JB4SS, 30 ft homerun cable, 60 ft conduit, power cable (PN 127958 with PN 155300)	Consult
Weighing Module Assembly Kits (indicator package required)			
154125	–	20,000 lb x 5 lb/10,000 x 2 kg 4-point onboard system (Class III/IIIL), qty two, OB10-DBL5, JB4SS, 30 ft homerun cable, 60 ft conduit, power cable	\$10,900.00
154124	–	40,000 lb x 10 lb/20,000 x 5 kg 4-point onboard system (Class III/IIIL), qty two, OB20-DBL10, JB4SS, 30 ft homerun cable, 60 ft conduit, power cable	\$10,900.00
154122	–	60,000 lb x 10 lb/30,000 x 5 kg 4-point onboard system (Class III/IIIL), qty two, OB30-DBL15, JB4SS, 30 ft homerun cable, 60 ft conduit, power cable	\$12,900.00
Consult	–	50,000 lb kit x 10 lb/30,000 x 5 kg 4-point onboard system (Class III/IIIL), qty two, OB30-DBL15, JB4SS, 30 ft homerun cable, 60 ft conduit, power cable (PN 127958 with PN 155300)	Consult
Consult	–	60,000 lb kit x 10 lb/30,000 x 5 kg 4-point onboard system, qty two, OB30-DBL15, JB4SS, 30 ft homerun cable, 60 ft conduit, power cable (Class III/IIIL) (PN 127958 with PN 155300)	Consult
System Components			
131442	–	920i® Weigh Center package includes: indicator, Epson® Ticket Printer, 25 ft load cell cable, power cable, housing, vibration mounts for installation to customer supplied mounting bracket	\$4,800.00
154109	–	In-cab indicator 920i (requires 154112, 154111 and printer)	\$3,400.00
154112	–	In-cab LED alarm assembly, 8 ft cable	\$110.00
154111	–	Inclinometer, junction box assembly, 35 ft cable	\$650.00
65635	–	Epson TM-U295 printer	\$595.00
131811	–	Optional LED cab alarm, 35 ft	\$120.00
15494	EL146HE	Four conductor hostile environment load cell cable	\$1.65/ft
88956	JB4SS	JB4SS signal trim j-box with PG37 cord grips	\$250.00
128123	–	Conduit, 1/2 in non metallic liquid tight polyurf®	\$12.00/ft
127617	–	Retrofit kit 10,000 lb eyebolts for 1 cell	\$350.00
128670	OB5-SGL5	Low profile 5,000 lb single assembly	\$3,500.00
128666	OB10-DBL5	Low profile 10,000 lb double assembly	\$4,400.00
127956	OB10-SGL10	Low profile 10,000 lb single assembly	\$3,500.00
127958	OB20-DBL10	Low profile 20,000 lb double assembly	\$4,400.00
127959	OB30-DBL15	Low profile 30,000 lb double assembly	\$6,100.00
155300	–	Low profile 30,000 lb single tandem assembly	\$7,400.00
130107	Packaging	Double/double packaging	\$110.00

Note: Connect to your existing hydraulic pump with a maximum pressure of 3,000 PSI with a minimum flow of 5 GPM for best performance of lifting speed.

Note: Contact factory for other capacities not shown.

Loadrunner™ Onboard Weighing Systems

Dump Truck Systems Kit



OB-350 Indicator

PN 131219



Hydraulic Transducer

PN 131211



Dump Truck Load Pin

PN 181895



Onboard Inclinometer

PN 131222



Dump Truck Hardware Kit



Power Cable

PN 131221



Y-Splitter Cable

PN 131226



Homerun Cable

PN 131228

Compatibility note: The Loadrunner dump truck kit has been designed for use on dual pin hinge pivot type dump bodies only. For dump truck body rear pivot assemblies using a single hinge bar, contact Rice Lake.

Part Number/Price

Part #	Description	Price
System		
158195	Dump truck system with 2 in load pins, indicator, cables and hardware	\$4,900.00
Replacement Spare Parts		
154189	Onboard weighing dump truck hardware kit for right rear (load pin not included)	\$200.00
159840	Onboard weighing dump truck hardware kit for left rear (load pin not included)	\$200.00
181895	Dump truck load pin, 20,000 lb at 1.3mV/V 350 ohm with male M12 Lumberg connector, 2.0in x 11.8in l	\$700.00
131211	Hydraulic transducer, RL300-h, 5,000 psi, 32 ft stainless steel IP68 with male M12 connector	\$450.00
131219	OB-350 two-channel indicator, RS232 CANbus interface (does not include power cable)	\$750.00
131221	Assembly fuse cable, in-line power cable with fuse for OB350 indicator	\$35.00
131222	Onboard inclinometer, 35ft CANbus cable inclinometer junction box for OB350 indicator	\$425.00
131226	Y-splitter cable, M12 four-way connectors, for use on two-way junction box	\$75.00
131228	Assembly 15ft cable, homerun cable with M12 five way CANbus F/M connectors	\$75.00
131800	Assembly 6ft cable, homerun cable with M12 male/female connectors	\$45.00
158196	Onboard hydraulic bracket, angle bracket kit used for inclinometer	\$30.00
116559	Screw cap hex head, 1/2-20NFx3-1/2, grade 8 steel yellow zinc plated	\$3.50
119963	Ring, 0.25 x 2.25 x 3 in	\$4.00
119966	Support, 1 x 4 x 5.16 in with 2.02 in hole	\$15.00
119973	Load cell mount weldment	\$50.00
119974	Glass tubing, 2.233 OD x 2.015 ID x 6.5 long	\$45.00
153116	Top lock nut, 1/2-20NF grade 9 yellow zinc	\$3.50
15173	Plain washer, 1/2 type B series N steel zinc plate	\$2.00
159839	Support ring weldment, left rear	\$40.00
119969	Support ring weldment, right rear	\$40.00
162356	Installation manual	N/C

Pipe Lever Scales

TABLE OF CONTENTS

PIPE LEVER SCALE.....	838
-----------------------	-----

ESPAÑOL | Visite [ricelake.com/spanish](https://www.ricelake.com/spanish)
para ver todos los materiales
Rice Lake que están
disponibles en español.

*Product names, logos, brands and other trademarks featured
or referred to within this publication are the property of their respective trademark holders.*

Pipe Lever Scale



Custom sizes fit your tank/hopper system for fewer modifications and less installation time.

Specifications

End Load Capacity:

100% full scale

mV/V Output:

1.50 - 1.87 mV/V nominal

Cable Length:

20 ft (6.1 m)

Warranty:

One-year limited warranty

Approvals:

NTEP CC 94-126 Model PLS-XXYY-ZZK Class III/
IIL, 5000
Measurement Canada Approved, AM-5114, Legal
For Trade on sizes greater than 1.6 m, or a capacity
greater than 10,000 kg

Standard Features

- Capacity range: 5,000 lb to 60,000 lb
- NTEP Certified and Measurement Canada Approved models available
- RL20000 alloy steel load cell standard (prices include load cell and ITCM load cell assembly)
- Mild steel construction, black paint finish
- Stainless steel, hermetically sealed load cells available
- Custom built

APPROVALS



Measurement
Canada
Approved



Part Number/Price

Part #	Dimensions	Est. Weight	Price
25,000 lb			
29587	62 5/8 in x 62 5/8 in	532 lb	\$3,495.00
29586	60 1/2 in x 66 in	528 lb	\$3,495.00
29588	66 1/2 in x 91 in	640 lb	\$3,495.00
29589	64 in x 64 in	538 lb	\$3,495.00
35008	62 in x 92 in	561 lb	\$3,495.00
35009	62 in x 105 in	—	\$3,495.00
40409	72 in x 72 in	618 lb	\$3,495.00
83433	64 3/4 in x 64 3/4 in	567 lb	\$3,495.00
25,000 lb Stainless Steel			
71709	62 5/8 in x 62 5/8 in	405 lb	\$7,995.00
71711	60 1/2 in x 66 in	2,080 lb	\$7,995.00
46266	66 1/2 in x 91 in	610 lb	\$7,995.00
50172	64 in x 64 in	—	\$7,995.00
50173	62 in x 92 in	—	\$7,995.00
50174	62 in x 105 in	—	\$7,995.00
40,000 lb			
39152	5 ft x 5 ft	—	\$8,095.00
39153	6 ft x 6 ft	—	\$8,095.00
39154	7 ft x 7 ft	—	\$8,095.00
39155	8 ft x 8 ft	—	\$8,095.00
39156	9 ft x 9 ft	—	\$8,095.00
39157	10 ft x 10 ft	—	\$8,095.00
50,000 lb			
39158	5 ft x 5 ft	—	\$8,095.00
39159	6 ft x 6 ft	1,875 lb	\$8,095.00
39160	7 ft x 7 ft	—	\$8,095.00
39161	8 ft x 8 ft	—	\$8,095.00
39162	9 ft x 9 ft	—	\$8,095.00
39163	10 ft x 10 ft	—	\$8,095.00

Please complete and fax this form to Rice Lake Weighing Systems for pricing. Fax: (715) 234-6967

10K Total Load*			25K Total Load*			30K Total Load*			40/50K Total Load*		
Standard		Minimum	Standard		Minimum	Standard		Minimum	Standard		Minimum
A	—	48.00 in	—	48.00 in	—	—	60.00 in	—	—	60.00 in	—
B	—	48.00 in	—	48.00 in	—	—	60.00 in	—	—	60.00 in	—
C	12.25 in	4.50 in	15.50 in	7.00 in	15.62 in	7.00 in	18.00 in	7.00 in	18.00 in	7.00 in	7.00 in
D	6.00 in	6.00 in	9.50 in	8.75 in	9.50 in	8.75 in	13.00 in	12.00 in	13.00 in	12.00 in	12.00 in
E	6.00 in	6.00 in	9.50 in	8.75 in	9.50 in	8.75 in	13.00 in	12.00 in	13.00 in	12.00 in	12.00 in
F	8.62 in	8.62 in	13.56 in	13.56 in	13.81 in	13.81 in	18.18 in	18.18 in	18.18 in	18.18 in	18.18 in
G	4.50 in	3.50 in	6.50 in	4.75 in	6.50 in	4.75 in	9.25 in	6.50 in	9.25 in	6.50 in	6.50 in
H	4.50 in	3.50 in	6.50 in	4.75 in	6.50 in	4.75 in	9.25 in	6.50 in	9.25 in	6.50 in	6.50 in
J	24.00 in	24.00 in	32.25 in	32.25 in	32.25 in	32.25 in	37.25 in	37.25 in	37.25 in	37.25 in	37.25 in

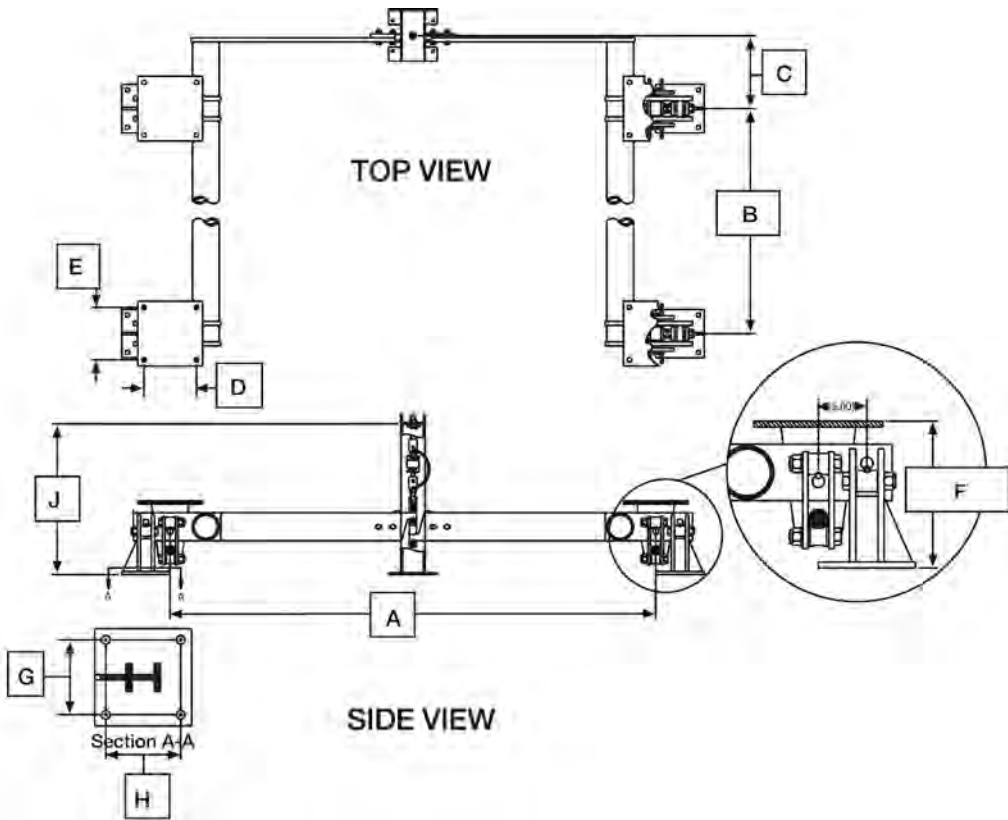
A x B must be equal to or less than 64 square feet, or consult factory.

A x B must be equal to or less than 100 square feet, or consult factory.

A x B must be equal to or less than 100 square feet, or consult factory.

A x B must be equal to or less than 100 square feet, or consult factory.

* Live and dead load



A	
B	
C	
D+	
E+	
F	
G**	
H**	
J	

+ Chair hole dimensions ** Stand hole dimensions

☐ 5,000lb Total Load***

Material Type:

☐ 10,000lb Total Load***

Finish:

☐ 25,000lb Total Load***

NTEP: ☐ Yes ☐ No

☐ 30,000lb Total Load***

☐ 40,000lb Total Load***

☐ 50,000lb Total Load***

☐ Stainless steel hermetically sealed load cell (specify model number)

☐ Mild steel load cell (specify model number)

*** Live and dead load

These drawings are not to be used as installation guidelines

This image shows a full page of blank graph paper. The grid consists of small, uniform squares formed by thin, light gray lines. There are no margins, text, or other markings on the page.

Power Conditioning

TABLE OF CONTENTS

SELECTING THE BEST POWER CONDITIONING DEVICES/EQUIPMENT FOR YOUR APPLICATION842

TRANSIENT PROTECTION AC, DC, SERIES AND PARALLEL844

TP232 RS-232845

Serial Surge Protector

TRIPP-LITE DNET1846

Ethernet Surge Suppressor

LCP-1 DC846

DC Transient Protector

UJB3T6 DC847

DC Transient Protector

TP75 DC848

DC Transient Protector

ISOBLOK®849

AC Transient Protector

ISOBAR®850

AC Transient Protector

EL226851

AC Transient Protector

EL225-4852

AC Transient Protector

SOLA MCR SERIES852

Power Regulator

TRIPP-LITE PV SERIES853

Power Converter

TRIPP-LITE LC1200853

Power Regulator

SOLA S1K/S3K854

Uninterruptible Power Supply (UPS)

LIEBERT PSP/PSA855

Uninterruptible Power Supply (UPS)

EATON 3S/5S855

Uninterruptible Power Supply (UPS)

ESPAÑOL | Visite ricelake.com/spanish
para ver todos los materiales
Rice Lake que están
disponibles en español.

Product names, logos, brands, and other trademarks featured
or referred to within this publication are the property of their respective trademark holders.


Selecting the Best Power Conditioning Devices/Equipment for Your Application

Digital weighing indicators utilize an incredibly small signal in their operation. These signals are easily disturbed by any number of voltage distortions. Additionally, many weighing systems are now designed with a complex array of peripheral equipment, including printers and computers. To maintain proper operation and provide maximum protection, Rice Lake Weighing Systems offers a wide variety of power conditioning products as your first line of defense in the battle to improve power problems.

The following is a list of power problems you are likely to experience, with a reference to the equipment we recommend to solve each problem. A “quick reference” power conditioning equipment chart is also included for your convenience.

Voltage Surge

A voltage surge is a temporary rise in voltage level lasting at least one AC cycle (1/60 second). They are typically caused by switching off high-power electric motors (electric welders, compressors, machine tools, conveyors, material handling equipment and power tools), momentarily boosting the line voltage. Regulation of the line to an acceptable voltage level is required to prevent the damage caused by voltage surges. The SOLA MCR series of voltage regulators, MCR070, MCR150 and MCR250, are designed to keep the voltage level within acceptable and harmless limits.



Voltage Dip

A voltage dip is the opposite of a voltage surge, lasting at least one AC cycle (1/60 second). They are typically caused by a sudden nearby increase in an electrical load, such as turning on high-power electrical motors (electric welders, compressors, machine tools, conveyors, material handling equipment and power tools). During this time, every other piece of operating equipment is forced to operate with the reduced available voltage. Regulation of the line voltage is required to remedy this situation. The SOLA MCR series of voltage regulators, MCR070, MCR150 and MCR250, solve your problem by temporarily boosting the line voltage to within acceptable limits until the voltage dip condition has corrected itself.



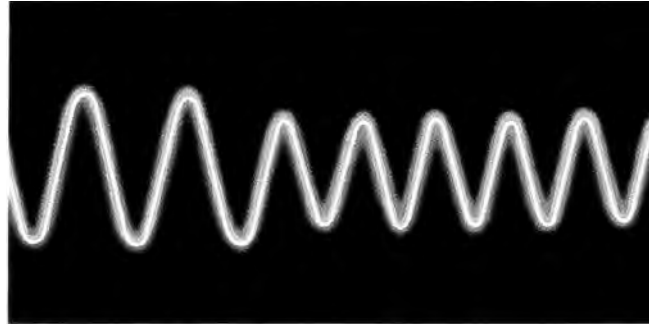
Voltage Spikes

A voltage spike is a large, damaging voltage pulse caused when lightning strikes a powerline, communications line, signal or sensing line, or even the nearby ground. Voltage spikes last only a few milliseconds, but can reach a potential of 1,000 volts. High-quality protection is the only practical answer. For your load cells, RS-232 or 20 mA communication lines and other DC protection needs, the UJB3T6, LCP-1 and TP-75 are practical solutions. For line-powered equipment, the Tripp-Lite ISOBLOK® and ISOBAR® or Rice Lake's EL225 or EL226 are the most effective protection against voltage spikes.



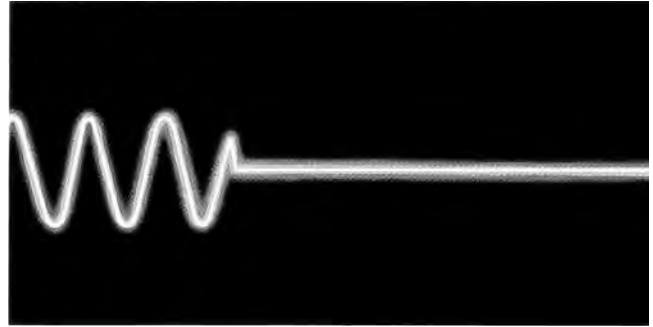
Brownouts

Brownouts are prolonged voltage dips of as much as 15 percent, lasting from several hours to several days. This condition is initiated by local power companies during hours of unusually high demands. Brownouts create many forms of abnormal behavior. The only way to safeguard the operation of critical equipment is to bring the powerline voltage back up to normal specifications. The SOLA MCR series of line voltage regulators, MCR070, MCR150 and MCR250; or the Sola SK Series, the Liebert or Eaton uninterruptible power systems can eliminate the problems associated with brownout conditions.




Blackouts

The ultimate power problem! The only way to keep critical electrical equipment running during a blackout is to provide a new supply of power either from batteries or generators. The Liebert PSA uninterruptible power system is our answer for battery-supplied electrical power.



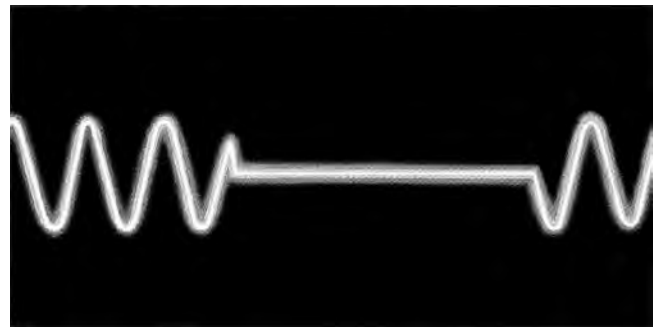
Electrical Noise

Noise is a disturbance of electrical power caused by distant lightning, radio transmitters, welding equipment, electrical switching equipment and poor brush contact on motors and other electronic devices utilizing switching power supplies. One solution is to prevent noise from entering the equipment by filtering the powerline input. The Tripp-Lite ISOBLOK and ISOBAR, or Rice Lake's EL225 or EL226 will effectively filter most electrical noise problems. In severe cases, the use of uninterruptible power systems such as Liebert PSA and Sola S1K Series are recommended.



Dropouts

A dropout is a temporary loss of electrical power normally caused by utility and maintenance switching functions where break-before-make switching strategies are used. This simply means the old source of power is disconnected momentarily prior to the connection of the new power source. Your local utility company may be the most common source of this type of disturbance, causing many problems—notably computer lockups, software errors, equipment resets and diagnostic self-tests. The SOLA MCR series of regulators; MCR070, MCR150 and MCR250 are available to deal with short-term dropouts (less than three milliseconds). For longer-lasting protection, Liebert PSA and Sola SK Series uninterruptible power systems are recommended.



Transient Protection AC, DC, Series and Parallel

AC Protection

AD protection is designed to filter voltage spikes and electrical noise from AC wall receptacles providing power to sensitive microprocessor-based equipment such as computers, printers and indicators. Clamping voltages typically are set to 140 volts AC rms and peak current handling capacities are near 6,000 amperes.

DC Protection

DC protection is designed to filter voltage spikes and electrical noise from load cell cables, and both RS-232 and 20 milliamp serial communication lines protecting indicators, communications interfaces and computers.

Parallel Protection

Parallel protection is provided by “diverting” or “bypassing” elements that attempt to quickly change the direction of the voltage spike, typically toward earth ground. Examples of “diverting” type elements are gas tubes, MOVs and Transzorbs™. In a parallel-type transient protector, the equipment to be protected is not removed from the line in the event of a protector damaging voltage spike, leaving the possibility of a second catastrophic voltage spike to enter the unprotected equipment.

Series Protection

Series protection is provided by “blocking” type elements that buffer the equipment to be protected from the line voltage available at the wall receptacle. Examples of “blocking” type protective elements that are used in series-type transient protectors are fuses, circuit breakers, common mode coils and inductors. In addition, series-type protectors will utilize “diverting” elements used in parallel protectors. In the series type of transient protector, the equipment to be protected is generally removed from the line source in the event of a damaging transient or surge.

Rice Lake Weighing Systems endorses only series type AC and DC transient protectors. The additional performance and protection they provide are substantial compared to parallel type counterparts.

A Message About Grounds...

A good ground is essential for any successful transient protection scheme. However, simply driving a copper ground rod is not enough. The conductivity of the soil can vary seasonally, particularly if the local water table rises and falls with the season. An adequate ground in spring, when the water table is high, may not be adequate in late summer when the water table is low (and thunderstorms are common). Check the resistivity of your ground regularly throughout the year. If problems appear, check with your local utility about alternate grounding techniques.

Type of Disturbance	AC Line Disturbance Solutions			
	TRANSIENT PROTECTORS	VOLTAGE REGULATORS	UNINTERRUPTIBLE POWER SYSTEMS	
	ISOBLOK/ISOBAR Our Best - EL225, EL226	MCR Series	Sola Series	Leibert
SURGE	*	✓	✓	✓
DIP		✓	✓	✓
BROWNOUT		✓	✓	✓
DROPOUT		✓	✓	✓
BLACKOUT			✓	✓
SPIKES	✓		✓	✓
NOISE EMI/RFI	✓		✓	✓

** Will provide some protection against surges; however, we recommend that transient protectors be used on lines where spikes, noise and interference occur.*

Our Policy

Rice Lake Weighing Systems recommends the installation of AC and/or DC transient protection, which is effective in significantly reducing both the frequency and degree of damage caused by AC and/or DC transient voltage occurrences. However, transient protection devices will not eliminate all damage caused by transient voltage. Rice Lake Weighing Systems does not warrant or guarantee any transient protection device against damage or repair or any scale-related or other electrical/electronic device, which is intended to be protected by any transient protection device. No other warranty or guarantees—express or implied—contrary to this written policy are supported or acknowledged by Rice Lake Weighing Systems.

Specifications

- Clamping Voltage (Stage One):**
72 V DC minimum, 108 V DC maximum
- Series Resistance (Stage Two):**
2.7 ohm
- Clamping Voltage (Stage Three):**
14.3 V minimum, 15.7 V maximum
- Temperature:**
Operating Range: 0°F to 122°F (-18°C to 50°C)
- Clamping Time:**
Less than 5 x 10-9 seconds
- Connectors:**
Five-position terminal blocks
- Dimensions:**
Approximately 4.5 L x 3.3 W x 1.8 in H (114.3 L x 83.8 W x 45.7 mm H)
- Weight:**
Approximately 0.42 lb (0.19 kg)
- Approvals:**
CE marked
- Warranty:**
One-year limited warranty



Standard Features

- Two metal mounting brackets
- Three stages of protection: Gas discharge tube, series resistor and transient voltage suppressor (TVS)
- Two terminal posts for ground
- RS-232 high energy surge protector
- Terminal blocks for transmit, receive, request to send, clear to send and signal ground
- Safe for use with computers and PLCs

Approvals
CE

Applications

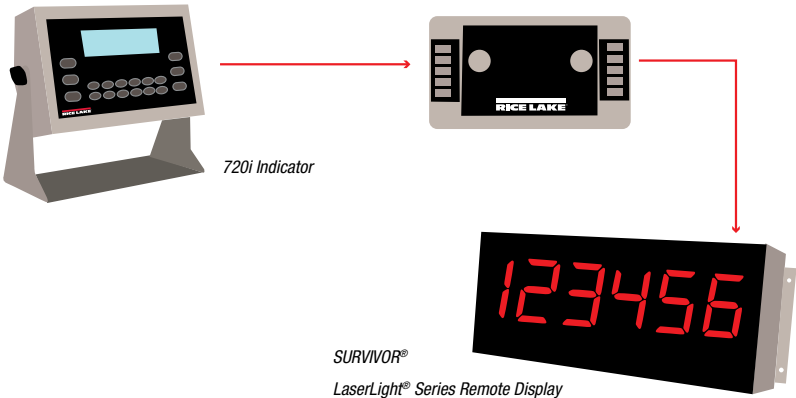
- Indicators
- Remote displays
- Printers
- Computers
- PLC

Part number/Price

Part #	Description	Weight	Price
69201	RS-232 transient serial protection TP232 high energy surge protector	1.0lb	\$175.00

Options/Accessories

Part #	Description	Price
17778	12 in ground strap, copper braid	\$14.00
17781	24 in ground strap, copper braid	\$18.00
69516	Additional installation manual	\$6.00



Tripp-Lite DNET1

Ethernet Surge Suppressor



Standard Features

- RJ45 input and output connections
- Five inch Ethernet patch cable enables ideal protection placed as close as possible to the point of use
- Six inch heavy gauge lead connects to designated grounding lugs on protected equipment
- Surge suppression utilizing high speed avalanche diodes divert excess energies on the network to ground

Part Number/Price

Part #	Description	Weight	Price
72682	DNET1 Ethernet surge suppressor	1 lb	\$40.00

Specifications

Interface Type:
RJ45

Application:

100 Base-T, 10 Base-T, Token Ring, AS400/Sys3x, RS-422. Ideal for NICs, terminals, hubs, MAUs, LAN equipment. RJ11/45-compatible. RJ45 cable included

Lines Protected:
1-8

Peak Pulse Clamping Voltage:
7.5 V

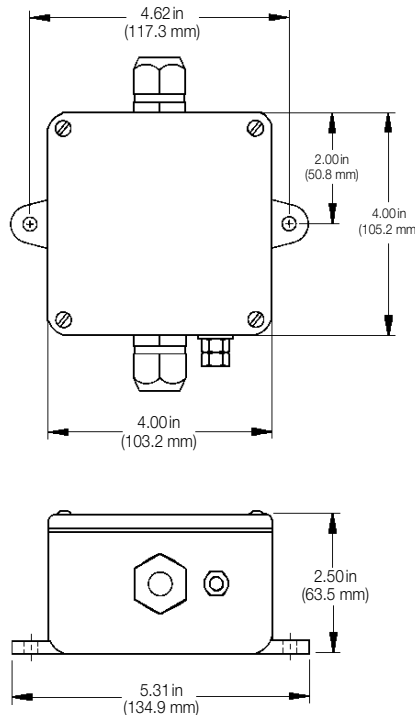
Maximum Current:
750 amps

Shunt Capacitance:
<40 μ F

Warranty:
One-year limited warranty

LCP-1 DC

DC Transient Protector



Specifications

Protection Type:

Four-channel series type with separate shield

Maximum Excitation Voltage:
18 VDC or 18 VAC

Clamping Voltage:
75 VDC or 75 VAC

Clamping Time:
<100 nanoseconds typical

Peak Surge Currents:
5,000 Amps any line to ground and 5,000 Amps excitation to excitation
Maximum Serial Transmission Rate: 30 Kbaud

Grounding:

Through a .25 in (6.35 mm) lug to a 20 ft (6.1 m) insulated #10 AWG ground wire provided

Cable Fitting:

(2) Standard nylon strain relief for 0.187 in-0.312 in (4.7 mm-7.9 mm) diameter cable

Enclosure:

Chemically-resistant PVC. This device, for outdoor or indoor service, is not intended for washdown service (NEMA 4) or for submersion (NEMA 6). Optional NEMA 4X available

Operating Temperature:

14°F to 104°F (-10°C to 40°C) consistent with NTEP guidelines

Leakage:

7,500 M Ω minimum

Dimensions:

4.0 W x 4.0 H x 2.50 in D
(103.2 W x 103.2 H x 63.5 mm D)

Warranty:

One-year limited

Standard Features

- Low cost, non-serviceable
- Effective series protection for strain gauge transducers
- Encapsulated circuitry ensures positive protection against fungus or corrosion on boards
- Two nylon strain reliefs for 0.187 in-0.312 in (4.7 mm-7.9 mm) diameter cable

Part Number/Price

Part #	Description	Weight	Price
21143	LCP-1 DC with cable compression fittings	2 lb	\$210.00

Specifications

Protection Type:

Six-channel type with separate shield

Maximum Excitation Voltage:

20 VDC or 20 VAC

Clamping Voltage:

75 VDC or 75 VAC

Clamping Time:

75 VDC Stages <100 nanoseconds typical

Peak Surge Currents:

75 VDC Stage-5000 amperes

Maximum Serial Transmission Rate:

50K baud

Series resistance:

0.219 ohm typical

Series inductance:

110 µh typical

Grounding:

20 ft (6.1 m) insulated # 10 AWG wire

Cable Fitting:

(2) nylon strain relief for 0.079-0.236 in
(2.0-6.0 mm) diameter cable

Enclosure:

Fiberglass-Reinforced Polyester (FRP) NEMA Type 4X, maximum 40 psi washdown

Operating Temperature:

14°F to 104°F (-10°C to 40°C)

Circuit Board:

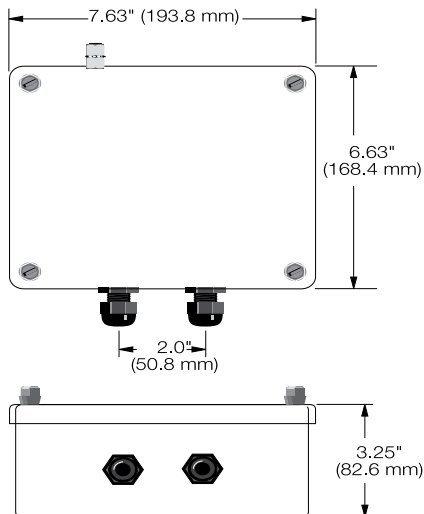
6.75 x 4.75 in (171.5 x 120.7 mm) with
anti-fungal coating

Dimensions:

7.63 W x 6.63 H x 3.25 in D
(193.8 W x 168.3 H x 82.6 mm D)

Warranty:

One-year limited warranty



Standard Features

- Factory serviceable
- Full six-wire with shield protection
- #6 SEMS screw type; accepts spade lugs, tinned leads or bare wires up to #12 AWG
- Up to eight parallel or summed load cells
- 50K baud maximum transmission frequency
- Up to six serial data lines can be protected instead of load cells

Applications

- Protects load cells from voltage transients
- Compatible with signals down to 1 µV grad
- Installations exposed to significant transients
- Protects serial communication lines

Part Number/Price

Part #	Description	Weight	Price
21134	UJB3T6 DC	4 lb	\$425.00

Options/Accessories

Part #	Description	Price
21135	UJB3T6 DC six-channel load cell transient protector, board only	\$250.00

TP75 DC

DC Transient Protector



Standard Features

- Avalanche diode design
- Full six-wire with shield protection
- NEMA Type 4X enclosure
- Unlimited number of parallel load cells; up to eight in series
- Terminal lugs provided

Applications

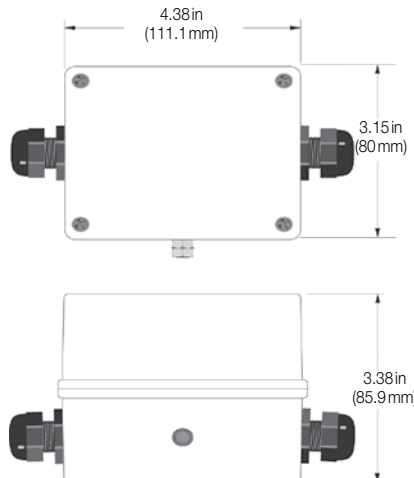
- Protects load cells and indicators from voltage transients
- Tank, bin and hopper scales
- Truck and railroad scales
- Suitable for outdoor use

Part Number/Price

Part #	Description	Weight	Price
33185	TP75, load cell protector and mounting hardware	2 lb	\$225.00

Options/Accessories

Part #	Description	Price
31164	TP75 DC transient protection, board only, with labels	\$170.00



Specifications

Protection Type:

Six-channel type with separate shield

Maximum Excitation Voltage:

22.8 VDC

Response Time:

Five nanoseconds

Peak Surge Currents:

100 amps

Series Resistance:

0.0 ohm

Series Inductance:

0.0 µh

Grounding:

10 AWG wire or larger (not provided)

Cable Fitting:

(2) nylon strain relief for 0.187in-0.312in
(4.7mm-7.9mm) diameter cable

Enclosure:

Impact-resistant polycarbonate NEMA Type 4X,
maximum 40 psi washdown

Operating Temperature:

4°F to 121°F (-20°C to 85°C)

Circuit Board Dimensions:

2.22 x 2.22 in (56.4 x 56.4 mm)

Dimensions:

(W x H x D) 4.38 x 3.15 X 3.38
(111.1 x 80 x 85.9 mm)

Warranty:

One-year limited warranty

Specifications

Clamp Voltage:
140 V rms

Peak Surge Current:
6,500 Amps

Clamping Time:
<Five nanoseconds

Input Voltage:
120 VAC

Maximum Current:
15 Amps

Maximum Power:
1,875 Watts

Noise Suppression:
Frequency Attenuation
50 KHz>20 db
150 KHz>40 db
1 MHz>80 db
>6 MHz>30 db

Dimensions:
2.37 W x 4.15 H x 2.31 in D
(60.2 W x 105.4 H x 58.7 mm D)

Weight:
Approximately 1 lb (0.45 kg)

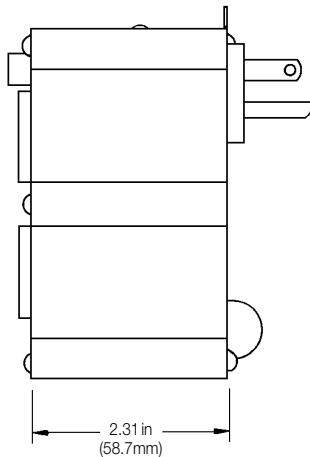
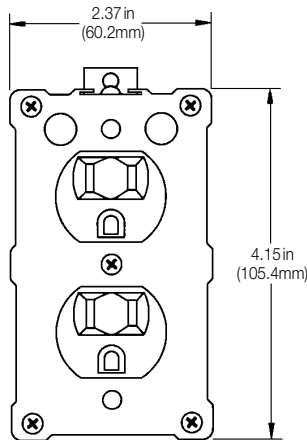


Standard Features

- Two outlets, direct plug-in
- LED indicator for power on
- LED indicator for protection circuitry
- UL1449 listed at 330 volts
- Mounting clamp assures positive connection

Part Number/Price

Part #	Description	Weight	Price
21145	ISOBLOK® AC two-outlet transient protector	1 lb	\$65.00





Standard Features

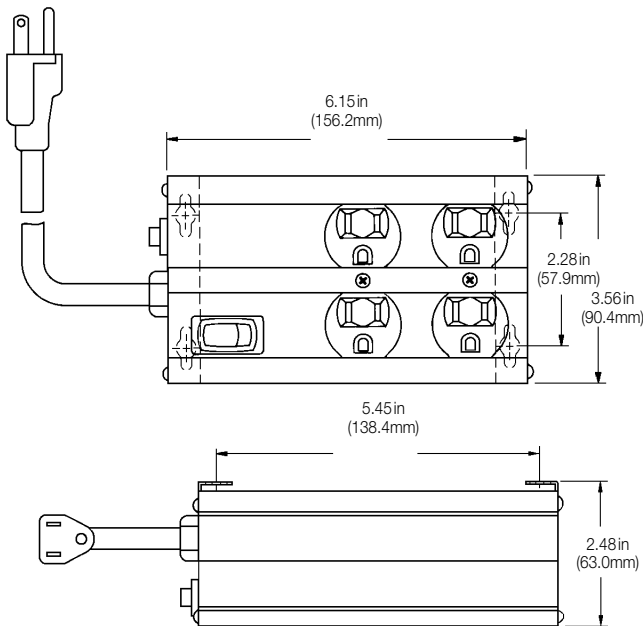
- Four outlets
- Six-foot cord with grounded three-prong plug
- Lighted on/off switch
- Circuit breaker protected
- Multiple filter design prevents the different components of your system from interfering with each other
- UL1449 listed at 330 volts
- Exclusive isolated filter banks prevent equipment interaction
- ISOBAR's cascade circuitry allows you to choose more protection for your most sensitive equipment and a lesser degree of protection for equipment with more tolerance

Part Number/Price

Part #	Description	Weight	Price
21146	ISOBAR® AC four-outlet transient protector, 115 VAC	2 lb	\$110.00
36663	ISOBAR 230 VAC Euro	3 lb	\$155.00

Specifications

- Clamp Voltage:**
140 V rms
- Peak Surge Current:**
13,000 amps
- Clamping Time:**
Less than five nanoseconds
- Input Voltage:**
120 VAC
- Maximum Current:**
15 amps
- Maximum Power:**
1,875 watts
- Noise Suppression:**
Frequency Attenuation
50 KHz>20 db
150 KHz>40 db
1 MHz>80 db
>6 MHz>30 db
- Dimensions:**
6.15 W x 3.56 H x 2.48 in D
(156.2 W x 90.4 H x 63.0 mm D)
- Weight:**
Approximately 2 lb (0.91 kg)



Specifications

- Operating Voltage:**
120 VAC 50/60 Hz, nominal
- Maximum Current:**
10 rms instantaneous, 7.5 rms continuous
- Clamping Time:**
Less than three to five nanoseconds
- EMI/RFI Protection:**
13 stages
- Protection Type:**
13-stage filters out both common and normal mode transients
- Grounding:**
20 ft (6.1 m) insulated #10 AWG wire provided
- Enclosure:**
Stainless steel
- Operating Temperature:**
14°F to 104°F (-10°C to 40°C)
- Circuit Board:**
Fiberglass-reinforced 4-glass epoxy
- Dimensions:**
(W x H x D) 8.00 x 6.00 x 2.50 in
(203.2 x 152.4 x 63.5 mm)
- Warranty:**
One-year limited warranty

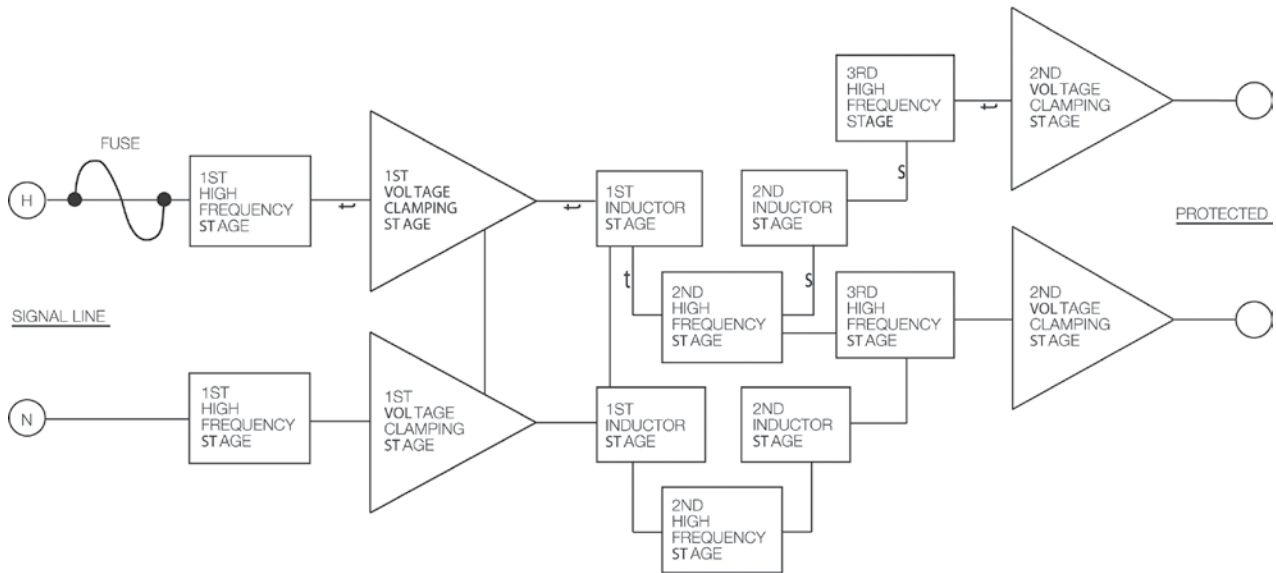


Standard Features

- Duplex receptacle
- 20ft (6.1m) ground cable
- Factory serviceable
- 9 ft (2.7m) cord with three-prong plug
- Stainless steel industrial enclosure
- Plugs into any grounded three-prong outlet
- Indicator light shows protection is secure
- Excellent as a prefilter for voltage regulators
- Reliability and quality top-of-the-line performance
- Shielded line cord for protection against induced transients
- Positive proven protection for scales, computers and printers
- Convenient mounting holes; can be mounted on any surface

Part Number/Price

Part #	Description	Weight	Price
21136	EL226 AC two-outlet transient protector, 115 VAC	6 lb	\$370.00



EL225-4

AC Transient Protector



Standard Features

- Dedicated series transient protection
- Bidirectional design reduces noise on surrounding lines

Part Number/Price

Part #	Description	Weight	Price
21142	EL225-4 AC transient protector (chassis mount) 115 VAC+	1 lb	\$285.00

Sola MCR Series

Power Regulator



Standard Features

- UL listed, CSA certified
- Automatic overload protection
- Convenient lighted on/off switches
- Available in 70, 150 and 250VA outputs
- Offered in standard 120 volt, 60Hz models
- Two duplex receptacles allow several pieces of equipment to economically share the same source of regulated power

Approvals



Part Number/Price

Part #	Description	Weight	Price
21155	Sola MCR 070 regulator 120 VAC power 70VA power	16 lb	\$625.00
21156	Sola MCR 150 AC power regulator, 150VA	21 lb	\$1,095.00
21157	Sola MCR 250 AC power regulator, 250VA	29 lb	\$1,395.00

Specifications

Operating Voltage:

117 VAC 50/60 Hz, nominal

Maximum Current:

2 amps continuous

Clamping Time:

Less than five nanoseconds

Dimensions:

(H x W x L) 2 x 2.05 x 4.005 in

EMI/RFI Protection:

Nine stages

Protection Type:

Nine-stage series type filters out both common and normal mode transients

Grounding:

20 ft (6.1 m) insulated #10 AWG wire provided

Operating Temperature:

14°F to 104°F (-10°C to 40°C)

Warranty:

One-year limited warranty

Specifications

Input:

Voltage: 120 V

Input Voltage Range: +10% to -20% of input nominal voltage

Control: Lighted Enable Switch Output:

Voltage: 120 V

Voltage Regulation: $\pm 3\%$ for an input line variation of +10% to -20%. Output will remain within NEMA voltage specifications for input voltages as low as 65% of nominal. No loss of output for line loss of three milliseconds.

Harmonic Distortion: Less than 3% total RMS content at full load

Noise Reduction:

Common mode noise rejection exceeds 120 dB (DC to 1 MHz)

Transverse mode noise rejection exceeds 60 dB (10 KHz to 1 MHz)

Protection:

Input: Surge suppression module

Output: Surge suppression module and ferroresonant technology suppresses ANSI/IEEE C62.41-1980 Class A and B waveforms to safe levels (formerly IEEE 587-1980)

Efficiency:

90% at full load (typical)

Reliability:

25-year continuous life, average

Operating Temperature:

-4°F to 122°F (-20°C to 50°C)

Construction:

Cruciform-type construction with precision die-cut shunts, gaps and spacing between windings

Approvals:

UL listed to UL1012; CSA certified to CSA C22.2-66

Dimensions:

(W x H x D) 6.75 x 6.25 x 9.25 in (171.5 x 158.8 x 235.0 mm)

Weight:

70 VA - Approximately 16 lb (7.3 kg)

150 VA - Approximately 21 lb (9.5 kg)

250 VA - Approximately 26 lb (11.8 kg)

Warranty:

One-year limited warranty

Specifications

Input VDC:

PV-375—12 V

Output VAC:

PV-375—120 VAC

Frequency Hz:

PV-375—60 Hz

Maximum Output Continuous:

PV-375—375 Watts

Maximum Output Intermittent:

PV-375—375 Watts

Input AMP - No Load:

PV-375—.65 Amps

Input AMP - Full load:

PV-375—40 Amps

Enclosure:

Non-sealed aluminum

Dimensions:

(W x H x D) 4.25 x 2 x 7 in

Warranty:

One-year limited warranty



Standard Features

- Two 5-15R outlets
- Convenient on/off switch
- 120 VAC 60 Hz sine wave output
- Transistorized and solid state for long life and quiet operation
- Packaged in a compact, rugged aluminum case
- Three-foot cord with DC plug

Part Number/Price

Part #	Description	Weight	Price
79679	375VA, 200 VA, 12 VDC to 120 VAC converter	3 lb	\$130.00

Specifications

Output Wattage (continuous):

1,200

Voltage/Frequency:

120/60

Cordset:

6 ft (1.8 m)

AC Receptacles:

Four NEMA 5-15R

LED Indicators:

Seven (very high voltage, high voltage, normal voltage, low voltage, very low voltage, line fault, line OK)

Surge Energy Rating (Joules):

1,200

High Frequency Noise Suppression (@ 1 MHZ):

80 dB

Dimensions:

(H x W x D) 6.75 x 5.75 x 6.75 in (171.4 H x 146.1 W x 171.4 mm)

Ship Weight:

9 lb (4 kg)

Warranty:

One-year limited warranty

NOTE: LC models have isolated filter banks. Each duplex outlet pair is filtered from the rest to prevent interference between connected equipment.



Standard Features

- Maintains usable 120V nominal output during brownouts as low as 87V and overvoltages as high as 140V
- 1,200 watts output power rating supports heavy 120V loads up to 10 amps
- Network grade surge suppression rated at 1,200 joules
- Complete EMI/RFI noise filtering
- Seven diagnostic LEDs indicate input voltage levels, surge suppression status and line fault conditions
- Four protected NEMA Type 5-15R outlets
- Six-foot AC power cord with standard NEMA 5-15P input plug

Part Number/Price

Part #	Description	Weight	Price
70726	LC1200, 120 VAC power regulator	11 lb	\$210.00

Tripp-Lite LC1200

Power Regulator

Sola S1K/S3K

Uninterruptible Power Supply (UPS)



Standard Features

- Offline with Automatic Voltage Regulation (AVR) topology
- Protects against most adverse power conditions, including: frequency variations, surge, noise, blackouts, lightning, spike, brownouts, and over and under voltages
- Data-line surge protection for phone or network included on every unit
- Greater uptime with intelligent power management, full-sequence battery testing and two-level overload protection

Approvals



Part Number/Price

Part #	Model #	Capacity (Va/Watts)	Volts, Frequency In/Out	Typical Backup (Minutes)	Weight	Input Plug/ Output Receptacle	Price
110812	520 VA S1K	520	115/115,50/60 Hz	15	12 lb	5-15P(4) 5-15R	\$325.00
109910	1,000 VA S3K	1,000/750	115/115,50/60 Hz	18	39 lb	5-15P(4) 5-15R	\$850.00

Note: 230 VAC versions available. Consult factory.

Note: Air around the above units must be free of dust, chemicals or other materials that corrode or contaminate

Specifications

Input Voltage Range (for online operation):
115 VAC: +20%/-25%

Operating Frequency (online):
50/60 Hz \pm 1 Hz auto sensing

Overload Capacity:
120% \pm 10% (Three minutes on line mode, 10 seconds on battery)

Transfer Time:
Four ms typical

On Battery Voltage:
115 VAC: 115 VAC rms \pm 10%

Output Voltage Waveform:
Step Sine Wave at 115 V

Output Protection:
Electronically limited

Input Protection:
Circuit breaker

Recharge Time (to 95% capacity):
Four hours

Lightning & Surge Protection:
ANSI/IEEE C62.41 categories A & B, IEC801.4, 801.5

Safety Certification:
115 VAC: UL listed to 1778, designed to meet UL497A, CSA certified to CSAC22.2 No. 107.1

EMI Compliance:
115 VAC: FCC Class B

Data Line Protection:
115 VAC: fax/modem, network

Indicators:
Online/utility fail/overload/replace battery

Audible Alarms:
Utility fail/overload/replace battery

Dimensions (inches) H x W x D:
S1K: (H x W x D) 5.3 x 3.8 x 12.6 in
S2K: (H x W x D) 8.3 x 5.5 x 17.2 in

Warranty:
Two-year limited warranty

Specifications

Input Voltage Range (for online operation):

89-151 VAC (3S)
93-138 VAC (5S)

Operating Frequency (online):

50/60 Hz out sensing

UPS and Surge Protection:

Both models

Safety Markings:

UL, CUL, NOM

Data Line Protection:

Yes

Indicators:

Power, LED

Alarms:

No

Dimensions:

Model 3S: (H x W x D) 3.4 x 5.5 x 13.2 in
Model 5S: (H x W x D) 9.8 x 3.4 x 10.2 in

Warranty:

Three-year limited warranty



Standard Features

- Five outlets with surge protection (both)
- Five outlets with battery back up and surge protection
- Coax surge protection (5S)
- Replaceable battery

Part Number/Price

Part #	Model #	Capacity (Va/Watts)	Volts, Frequency In/Out	Weight	Input Plug/Output Receptacle	Price
154127	Eaton 3S	550/330	120 V	10 lb	NEMA Type 5-15R	\$165.00
154128	Eaton 5S	700/450	120 V	16 lb	NEMA Type 5-15R	\$350.00

Precision Industrial Weighing

TABLE OF CONTENTS

MINEBEA INTEC MIDRICS SERIES	858
<i>Complete Scale</i>	
MINEBEA INTEC MIDRICS 2 SERIES	859
<i>Midrics/Combics System</i>	
MINEBEA INTEC COMBICS 2	860
<i>Complete Scale</i>	
MINEBEA INTEC SIGNUM SERIES	861
<i>Complete Scale</i>	
MINEBEA INTEC MIDRICS®	
1 AND 2 SERIES	863
<i>Digital Weight Indicator</i>	
MINEBEA INTEC COMBICS 1	864
<i>Digital Weight Indicator</i>	
MINEBEA INTEC COMBICS 2	865
<i>Digital Weight Indicator</i>	
MINEBEA INTEC COMBICS 3	866
MINEBEA INTEC COMBICS	867
<i>Bench and Floor Platform Scales</i>	
<i>Painted/Stainless Steel</i>	
MINEBEA INTEC IF SERIES	869
<i>Painted Steel Platform Scale</i>	
<i>Stainless Steel Platform Scale</i>	
MINEBEA INTEC IS SERIES	874
<i>Weighing Platforms</i>	
MINEBEA INTEC SIGNUM EX SUPREME	876
MINEBEA INTEC COMBICS 2 EX	878
<i>Explosion Proof Digital Weight Indicator</i>	
MINEBEA INTEC COMBICS	879
<i>Explosion Proof Bench and Floor Platform Scales</i>	
MINEBEA INTEC IF SERIES	880
<i>Explosion Proof Weighing Platform Scales</i>	
MINEBEA INTEC IS-X	883
<i>Explosion Proof Scales</i>	
MINEBEA INTEC PR6201	884
<i>Zinc-Plated Steel Star Mount Kits</i>	
<i>Stainless Steel Star Mount Kits</i>	
MINEBEA INTEC PR6202	886
<i>Hygienic Weigh Module Kits</i>	
MINEBEA INTEC CONTEGO-HYGIENIC WEIGH MODULE KITS	887
<i>Lateral Cable Outlet</i>	
<i>Top Cable Outlet</i>	
MINEBEA INTEC PR5220 ETHERNET TRANSMITTER	889
MINEBEA INTEC PR5230 FIELDBUS TRANSMITTER	890

ESPAÑOL | Visite ricelake.com/spanish para ver todos los materiales Rice Lake que están disponibles en español.

Product names, logos, brands and other trademarks featured or referred to within this publication are the property of their respective trademark holders.

Minebea Intec Midrics Series

Complete Scale



Specifications

Indicators:

MIS1 - UR 20 mm LCD

Power Supply:

100 - 200 VAC, 50 - 60 Hz

Readability:

15,000 scale intervals

Cable Length:

2.5 m

Warranty:

Two-year limited warranty

Standard Features

- There are hundreds of possible applications for an industrial scale. Whatever, wherever and however – the Midrics® can do it all:
- Capacities from 6 kg to 60 kg
- Painted versions have IP65 protection rating for industrial use
- 304 Stainless steel versions have IP67/IP68 protection ratings
- Four adjustable feet, level indicator on LCE and NCE
- 10 ft cable platform
- Midrics 1 display, for simple weighing tasks
- Midrics 2 with 10-key touch pad and application programs
- Midrics 2 application programs - counting, checkweighing, classification, totalizing, net-total formulation, animal weighing, percent weighing, neutral measurement
- Accessories: user installed interface kits, printer, external battery pack, software tools, panel mount kit

Part Number/Price

RLWS PN	Minebea PN	Dimensions	# Load Cells	Capacity	Readability	Est. Weight	Price
103668	MW1P1U-6DC-L	12.5 x 9.5 in	1	6 kg	0.5 g	22 lb	\$1,343.00
103669	MW1P1U-15DC-L	12.5 x 9.5 in	1	15 kg	1 g	24 lb	\$1,343.00
103670	MW1P1U-30ED-L	15.75 x 11.8 in	1	30 kg	2 g	24 lb	\$1,420.00
103671	MW1P1U-60ED-L	15.75 x 11.8 in	1	60 kg	5 g	24 lb	\$1,420.00
103672	MW1P1U-60FE-L	19.5 x 15.75 in	1	60 kg	5 g	22 lb	\$1,635.00

Options/Accessories

RLWS PN	Minebea PN	Description	Price
171727	YDH12CWSUS	Holder base mount for ED base	\$77.00
Consult	Consult	Stainless steel column	Consult
105607	YDH02CISUS	Wall-mount bracket, SST, tiltable	\$77.00
193048	YDC01SW	Indicator dust cover pack of two	\$76.00
Consult	YBP03CIS	Base for installing floor mounted option, SST	\$200.00
Consult	YAS03MI	Indicator panel mount option	\$193.00

Custom Part No. Configuration

MW / P / 1 / U - 30ED-L

MW = Model= MW1 or MW2
 P = Painted, S=Stainless
 1 = 1 Cell
 U = Platform Size
 30 = Kg Capacity
 ED = Selected Resolution

Capacities

6 kg x 0.5 g
 15 kg x 1 g
 30 kg x 2 g
 60 kg x 5 g

Platform Sizes

DC = 12.5 x 9.5 in
 ED = 15.75 x 11.8 in
 FE = 19.5 x 15.75 in

Minebea Intec Midrics 2 Series

Midrics/Combics System

Specifications

Power Supply:

100 - 200 VAC, 50 - 60 Hz

Readability:

15,000 scale intervals

Cable Length:

3 m

Warranty:

Two-year limited warranty



Standard Features

- Painted versions have IP65 protection rating for industrial use
- 304 stainless steel versions have IP67/IP68 protection ratings
- Four adjustable feet, level indicator on LCE and NCE
- 10 ft cable platform
- Midrics 2 with 10-key touch pad and application programs
- Midrics 2 application programs - counting, checkweighing, classification, totalizing, net-total formulation, animal weighing, percent weighing, neutral measurement
- Weighing ranges from 6 kg to 150 kg
- Optional accessories: User installed interface kits, printer, external battery pack, software tools, panel mount kit

Part Number/Price

RLWS PN	Minebea PN	Dimensions	Capacity	Readability	Est. Weight	Price
Mild Steel with MIS2-U						
156428	MW2P1UE-10CC-I	10 x 10 in	15 lb (6 kg)	0.0005 lb (0.0002 kg)	18 lb	\$1,437.00
156429	MW2P1UE-50DD-I	12 x 12 in	60 lb (30 kg)	0.002 lb (0.001 kg)	22 lb	\$1,540.00
156430	MW2P1UE-100EE-I	18 x 18 in	150 lb (60 kg)	0.005 lb (0.002 kg)	63 lb	\$1,730.00
156431	MW2P1URE-250GG-I	24 x 24 in	300 lb (150 kg)	0.01 lb (0.005 kg)	118 lb	\$3,085.00
Stainless Steel with MIS2-U						
156432	MW2S1UE-10CC-I	10 x 10 in	15 lb (6 kg)	0.0005 lb (0.0002 kg)	18 lb	\$1,777.00
156433	MW2S1UE-50DD-I	12 x 12 in	60 lb (30 kg)	0.002 lb (0.001 kg)	22 lb	\$1,849.00
156434	MW2S1UE-100EE-I	18 x 18 in	150 lb (60 kg)	0.005 lb (0.002 kg)	63 lb	\$2,101.00
156435	MW2S4URE-250GG-I	24 x 24 in	300 lb (150 kg)	0.01 lb (0.005 kg)	118 lb	\$5,660.00

Options/Accessories

RLWS PN	Minebea PN	Description	Price
156440	YDH01CWSUS	Post mount assembly for 10 x 10 in platforms, 13 in high	\$195.00
156441	YDH02CWSUS	Post mount assembly for 12 x 12 in platforms, 19 in high	\$210.00
156442	YDH03CWSUS	Post mount assembly for 18 x 18 in platforms, 29 in high	\$241.00
193048	YDC01SW	Indicator dust cover pack of two	\$76.00

Minebea Intec Combics 2

Complete Scale



Shown with optional post mount assembly

Application Note:

Counting, checkweighing, differential weighing, percentage weighing, gross-net-tare, sorting, net-total, animal weighing, averaging, totalizing

Standard Features

- Amber backlit LCD display, 0.8 in, 13 segment
- External calibration routine
- RS-232C
- Numeric keypad (with two IDs) for entering identifier codes and preset tares
- Info key for quick and easy display of tare input and ID codes
- Date/time fully integrated
- Three built-in LED checkweighing lights
- Bar graph weighing range indicator
- Optional barcode scanner for preset tare, reference weight and ID entry
- Stored customer specific data records
- Two scale connections, analog or digital
- 10 ft cable

Part Number/Price

RLWS PN	Minebea PN	Dimensions	Capacity	Readability	Est. Weight	Price
Mild Steel with CAISL2-U						
156409	CAW2P1U-10CC-I	10 x 10 in	15 lb (6 kg)	0.0005 lb (0.0002 kg)	20 lb	\$1,990.00
156414	CAW2P1U-50DD-I	12 x 12 in	60 lb (30 kg)	0.002 lb (0.001 kg)	24 lb	\$2,021.00
156420	CAW2P1U-100EE-I	18 x 18 in	150 lb (60 kg)	0.005 lb (0.002 kg)	65 lb	\$2,320.00
156423	CAW2P1U-250GG-I	24 x 24 in	300 lb (150 kg)	0.01 lb (0.005 kg)	120 lb	\$3,145.00
Stainless Steel with CAIS2-U						
156424	CAW2S1U-10CC-I	10 x 10 in	15 lb (6 kg)	0.0005 lb (0.0002 kg)	22 lb	\$2,469.00
156425	CAW2S1U-50DD-I	12 x 12 in	60 lb (30 kg)	0.002 lb (0.001 kg)	30 lb	\$2,598.00
156426	CAW2S1U-100EE-I	18 x 18 in	150 lb (60 kg)	0.005 lb (0.002 kg)	68 lb	\$2,753.00
156427	CAW2S4UR-250GG-I	24 x 24 in	300 lb (150 kg)	0.01 lb (0.005 kg)	127 lb	\$6,026.00

CAW2P are an IP65 mild steel base with an IP44 indicator

CAW2S are an IP67 stainless steel base with an IP69K indicator

Options/Accessories

RLWS PN	Minebea PN	Description	Price
156440	YDH01CWSUS	Post mount assembly for 10 x 10 in platforms, 13 in high	\$195.00
156441	YDH02CWSUS	Post mount assembly for 12 x 12 in platforms, 19 in high	\$210.00
156442	YDH03CWSUS	Post mount assembly for 18 x 18 in platforms, 29 in high	\$241.00
171727	YDH12CWSUS	Bench mount bracket	\$77.00
105607	YDH02CISUS	Tilttable wall mount bracket	\$77.00
Consult	69CW0126	Power supply	Consult

Specifications

Supply Voltage:
9 V

Power Requirements:
120-240 VAC, 17 W / 23 VA maximum

Indicator Housing:
AISI 304 stainless steel

Indicator Dimensions:
(W x D x H): 11.9 x 7.4 x 3.5 in
(302.3 x 188 x 89 mm)

Operating Temperature:
14° F to 104° F (-10° C to 40° C)

Warranty:
Two-year limited warranty
Accessories: one-year limited warranty

Minebea Intec Signum Series

Complete Scale

Specifications

Platform Size:

13.8 x 9.5 in (350.5 x 241.3 mm)

Power:

Multi-range, 110-240 V

Operating Temperature:

14° F to 104° F (-10° C to 40° C)

Measurement Technology:

SIWRDCP-Load cell signum regular
SIWADCP-Mechatronic cell-advanced
SIWSDCP-Monolythic-supreme

Cable Length:

Display: 6 ft (1.83 m) approximately

Warranty:

Two-year limited warranty
Accessories: one-year limited warranty



Standard Features

- The Signum is extremely rugged and resistant, and adapts perfectly to any ambient conditions in an industrial environment
- Compact scale built as custom
- Painted steel frame with a stainless steel cover
- Available in three indicator models - 6, 14 or 28 keys
- Available in three weighing technologies - load cell, mechatronic or monolithic
- Resolution 35,000 d to 350,000 d
- Built-in motorized calibration weight (Signum Supreme)
- RS-232 output
- IP65

Weighing Technology	Indicator Options	Capacity	Readability	Included
SIWRDCP (Load Cell)	Applications level 1 - Tare, Zero, Weight	3, 6, 15, 35, and 60 kg	30,000 d	IP65, RS-232, detachable display
SIWADCP (Temperature Compensated Load Cell)	Toggle OR Application level 3 - Tare, Zero, Counting, Checkweighing, ID's	7, 16, 35 and 65 kg	70,000 d	IP65, RS-232
SIWSDCP (Monolythic)		6, 16 and 35 kg	160,000 d-600,000 d	IP65, RS-232, detachable display

Minebea Intec Signum Series

Complete Scale

PRECISION INDUSTRIAL WEIGHING

Part Number/Price

RLWS PN	Minebea PN	Dimensions	# Load Cells	Application Level	Capacity	Readability	Est. Weight	Price
103665	SIWADCP-V3	13.7 x 9.5 in	1	1	7 kg	0.1 g	29 lb	\$2,245.00
103666	SIWADCP-V4	13.7 x 9.5 in	1	3	7 kg	0.1 g	29 lb	\$2,875.00
105853	SIWADCP-V5	13.7 x 9.5 in	1	3	35 kg	0.5 g	29 lb	\$2,875.00
105854	SIWADCP-V6	13.7 x 9.5 in	1	3	65 kg	1 g	29 lb	\$2,875.00
105855	SIWRDCP-V6	13.7 x 9.5 in	1	1	3 kg	0.11 g	29 lb	\$1,670.00
103657	SIWRDCP-V7	13.7 x 9.5 in	1	1	6 kg	0.2 g	29 lb	\$1,722.00
103658	SIWRDCP-V8	13.7 x 9.5 in	1	1	15 kg	0.5 g	29 lb	\$1,741.00
103659	SIWRDCP-V9	13.7 x 9.5 in	1	1	35 kg	1 g	29 lb	\$1,760.00
103660	SIWRDCP-V10	13.7 x 9.5 in	1	1	60 kg	2 g	29 lb	\$1,781.00
151372	SIWSBBP-V16	7.1 x 7.1 in	1	1	3 kg	0.01 g	16.5 lb	\$4,269.00
151373	SIWSBBP-V17	7.1 x 7.1 in	1	1	6 kg	0.01 g	16.5 lb	\$4,987.00
151374	SIWSDCP-V18	13.7 x 9.5 in	1	1	16 kg	0.1 g	29 lb	\$5,110.00
151375	SIWSDCP-V19	13.7 x 9.5 in	1	1	35 kg	0.1 g	29 lb	\$5,413.00
151376	SIWRDCP-V20	13.7 x 9.5 in	1	3	6 kg	0.2 g	29 lb	\$2,400.00
151377	SIWRDCP-V21	13.7 x 9.5 in	1	3	15 kg	0.5 g	29 lb	\$2,421.00
151378	SIWRDCP-V22	13.7 x 9.5 in	1	3	35 kg	1 g	29 lb	\$2,437.00
151379	SIWRDCP-V23	13.7 x 9.5 in	1	3	60 kg	2 g	29 lb	\$2,459.00
151410	SIWADCP-V24	13.7 x 9.5 in	1	1	16 kg	0.2 g	29 lb	\$2,256.00
151411	SIWADCP-V25	13.7 x 9.5 in	1	1	35 kg	0.5 g	29 lb	\$2,288.00

Options/Accessories

RLWS PN	Minebea PN	Description	Price
36907	YDP21	Data printer, statistics and T/D functions, 5 ft Cable (requires 83248)	\$1,020.00
31106	6906918	Ribbon	\$56.00
31103	6906937	Paper	\$51.00
83248	YCC01-0016M3	Cable, 9.8 ft, 12-Pin round to 25 D-Sub female	\$359.00
105607	YDH02CISUS	Wall mount bracket	\$77.00
153218	YDH01P	Column for DC platforms, 19 in	\$306.00
155884	YDH02P	Column to BBP	\$610.00
155804	YCC05-001M5	RS-232 cable, 25-Pin D-sub male to 9/25-Pin D-sub female	\$103.00
193048	YDC01SW	Dust cover pack of two	\$76.00
194664	YD001CS-ETH	Ethernet option	\$717.00
Consult	69CW0126	Power cord	Consult

www.ricelake.com | Phone: 800-472-6703

RICE LAKE

Minebea Intec Midrics® 1 and 2 Series

Digital Weight Indicator

Specifications

Load Cell Connection:

Excitation voltage 8.4 V
4 or 6 conductor

Power Requirements:

100 - 240 VAC (-15/10) 50-60Hz, Max 17 W/23 VA

Power Cord:

3 m

Housing:

304 stainless steel enclosure, IP65

Dimensions:

(W x D x H): 9 1/3 x 6 1/2 x 3 3/4 in (238 x 165 x 94 mm)

Operating Temperature:

14° F to 104° F (-10° C to 40° C)

Net Weight:

5 lb (2.3 kg)

Warranty:

Two-year limited warranty

Approvals:

NTEP Class III



Standard Features

- Backlit 14-segment, 20 mm LCD display
- 304 stainless steel enclosure, IP65 rated
- Wall-mount bracket
- Time and date
- RS-232 and clock

Midrics 2 Additional Feature

- Numerical keyboard

Applications:

- Weighing
- Counting
- Checkweighing
- Sorting (3 or 5 classes)
- Totalizing
- Net-total
- Animal weighing
- Weighing in percent
- Neutral measurement

Options

- 4-20 mA

Part Number/Price

RLWS PN	Minebea PN	Description	Price
155855	MIS1UR-V1	Midrics 1, wall bracket (table top versions with U bracket)	\$630.00
155857	MIS1U-L9	Midrics 1, wall bracket, internal battery pack	\$1,100.00
155856	MIS2UR-V2	Midrics 2, wall bracket (table top versions with U bracket)	\$712.00
155859	MIS2U-L9	Midrics 2, wall bracket, internal battery pack	\$1,220.00
155860	Consult	Interface, RS-232 and Clock	\$175.00

Options/Accessories

RLWS PN	Minebea PN	Description	Price
103044	YDA01M-20MA	Analog current output, 0-20 mA, 4-20 mA, 0-10 V (16-bit)	\$454.00
155805	YCC01-USBM2	Connecting cable from RS-232 to USB connector, 2 m	\$260.00
155806	YCC02-D25F6	Connecting cable for accessories 25-Pin D-SUB female	\$260.00
Consult	YAS03-M1	Panel mount option	Consult
193048	YDC01SW	Dust cover pack of two	\$76.00
171727	Consult	Bracket, bench mount for DC, ED, and FE	\$77.00

Minebea Intec Combics 1

Digital Weight Indicator



Application Note:

Combics 1 indicator is designed for use with both Combics, IF and IS series platforms. However, various accessories may differ and are application dependent.

Standard Features

- IP protection rating, IP44, IP69K
- Amber backlit LCD display, 0.8 in
- External calibration routine
- RS-232C
- On/Off, Zero, Tare, Print/Data Key
- Function keys for: Gross/net toggle; three-way unit toggle; 10X higher resolution toggle
- Automatic tare feature
- One scale connection

Part Number/Price

RLWS PN	Minebea PN	Description	Est. Weight	Price
102396	CAISL1-U	IP44 protection rated	7.5 lb	\$1,101.00
102398	CAIS1-U	IP69K protection rated	7.5 lb	\$1,458.00
115668	CAISL1-UV1	IP44, controller for IS base	7.5 lb	\$1,601.00
115671	CAIS1-UV1	IP69K, controller for IS base	7.5 lb	\$1,757.00

Options/Accessories

RLWS PN	Minebea PN	Description	Price
105607	YDH02CISUS	Wall mount bracket	\$77.00
171727	YDH12CWSUS	Bench mount bracket	\$77.00
156440	YDH01CWSUS	Post mount assembly for 10 x 10 in platforms, 13 in high	\$195.00
156441	YDH02CWSUS	Post mount assembly for 12 x 12 in platforms, 19 in high	\$210.00
156442	YDH03CWSUS	Post mount assembly for 18 x 18 in platforms, 29 in high	\$241.00
103049	YAS02MI	24 V industrial power supply	\$198.00
162640	YD002C-ETH	Ethernet TCP/IP	\$789.00
155826	YD002C-AO	Analog output, 0-20 mA, 4-20 mA, 0-10 V	\$789.00
Cables			
155804	YCC05-001M2	RS-232 9/25-Pin D-Sub female, 1.5 m, IP44	\$103.00
155805	YCC01-USBM2	RS-232 to USB connector, 2 m IP44	\$260.00
155806	YCC02-D25F6	RS-232 open to 25 D-Sub female	\$260.00
193048	YDC01SW	Dust cover pack of two	\$76.00

Specifications

Load Cell Connection:

4 or 6 wire

Excitation Voltage:

9V

Power Requirements:

120-240 VAC, 17 W/23 VA maximum

Housing:

AISI 304 stainless steel

Dimensions:

(W x D x H): 11.9 x 7.4 x 3.5 in

Operating Temperature:

14° F to 104° F (-10° C to 40° C)

Net Weight:

5 lb

Warranty:

Two-year limited warranty

Accessories: One-year limited warranty

Minebea Intec Combics 2

Digital Weight Indicator

Specifications

Load Cell Connection:

4 or 6 wire

Excitation Voltage:

9 V

Power Requirements:

120-240 VAC, 17 W / 23 VA maximum

Housing:

AISI 304 stainless steel

Dimensions:

(W x D x H): 11.9 x 7.4 x 3.5 in

Operating Temperature:

14° F to 104° F (-10° C to 40° C)

Net Weight:

5 lb

Warranty:

Two-year limited warranty on indicator

Accessories: One-year limited warranty



Application Note:

Combics 2 and Combics 3 indicators are designed for use with both Combics, IF and IS series platforms. However, various accessories may differ and are application dependent.

Applications Software Pre-installed:

Counting, checkweighing, differential weighing, percentage weighing, gross-net-tare, sorting, net-total, animal weighing, averaging, totalizing

Standard Features

- Choice of IP protection rating (IP44, IP69K)
- Amber backlit LCD display, 0.8 in, 13-segment
- External calibration routine
- RS-232C
- On/Off, Zero, Tare, Print/Data Keys
- Function keys for: Gross/net toggle; three-way unit toggle; 10X higher resolution toggle
- Numeric keypad with two IDs for entering identifier codes and preset tare
- Info key for quick and easy display of tare input and ID codes
- Date/time fully integrated
- GMP compliant printable record
- NICE Label Express FlexiPrint compatible
- Platform toggling and four function keys
- Three built-in LED checkweighing lights
- Bar graph weighing range indicator
- Application data and totalization memory stored in battery-backed RAM
- Optional barcode scanner for preset tare, reference weight and ID entry
- Stored customer-specific data records
- Optional two scale connections, analog or digital

Part Number/Price

RLWS PN	Minebea PN	Description	Est. Weight	Price
102402	CAISL2-U	IP44 protection rated	7.5 lb	\$1,369.00
102404	CAIS2-U	IP69K protection rated	7.5 lb	\$1,738.00
115670	CAISL2-UV1	IP44, controller for IS base	7.5 lb	\$1,863.00
115673	CAIS2-UV1	IP69K, controller for IS base	7.5 lb	\$2,123.00

Options/Accessories

RLWS PN	Minebea PN	Description	Price
105607	YDH02CISUS	Wall mount bracket	\$77.00
171727	YDH12CWSUS	Bench mount bracket	\$77.00
156440	YDH01CWSUS	Post mount assembly for 10 x 10 in platforms, 13 in high	\$195.00
156441	YDH02CWSUS	Post mount assembly for 12 x 12 in platforms, 19 in high	\$210.00
156442	YDH03CWSUS	Post mount assembly for 18 x 18 in platforms, 29 in high	\$241.00
103049	YAS02MI	24 V industrial power supply	\$198.00
162640	YD002C-ETH	Ethernet TCP/IP	\$789.00
155826	YD002C-A0	Analog output, 0-20 mA, 4-20 mA, 0-10 V	\$789.00
Cables			
155804	YCC05-001M2	RS-232 9/25-Pin D-Sub female, 1.5 m, IP44	\$103.00
155805	YCC01-USBM2	RS-232 to USB connector, 2 m IP44	\$260.00
155806	YCC02-D25F6	RS-232 open to 25 D-Sub female	\$260.00
193048	YDC01SW	Dust cover pack of two	\$76.00

Minebea Intec Combics 3

Digital Weight Indicators

Combics 2 and Combics 3 indicators are designed for use with both Combics, IF and IS series platforms. However, various accessories may differ and are application dependent.

Applications Software Pre-installed:

Counting, checkweighing, differential weighing, percentage weighing, gross-net-tare, sorting, net-total, animal weighing

Custom Applications Packages:

Single component batching BASIC

Single component batching PRO



Specifications

Load Cell Connection:

4 or 6 wire

Supply Voltage:

9V

Power Requirements:

120-240 VAC, 17 W/23 VA maximum

Housing:

AISI 304 stainless steel

Dimensions:

(W x D x H): 11.9 x 7.4 x 3.5 in

Operating Temperature:

14° F to 104° F (-10° C to 40° C)

Net Weight:

5 lb

Warranty:

Two-year limited warranty

Accessories: One-year limited warranty

Standard Features

- IP protection rating (IP44, IP69K)
- Amber backlit LCD display
- On/Off Zero, Tare, Print/Data Keys
- Function keys for: Gross/net toggle; three-way unit toggle; 10X higher resolution toggle
- Keypad with two IDs for entering identifier codes and preset tare
- Info key for quick and easy display of tare input and ID codes
- Date/time fully integrated
- GMP/GLP printable record
- Platform toggling and four function keys
- Three built-in LED checkweighing lights
- Bar graph weighing range indicator
- Application data and totalization memory stored in battery-backed RAM
- Optional barcode scanner for preset tare, reference weight and ID entry
- Stored customer-specific data records
- Key for toggling between weighing applications, and five soft keys with text-supported user guidance
- Input functions for entering up to four alphanumeric ID texts

Part Number/Price

RLWS PN	Minebea PN	Description	Est. Weight	Price
102405	CAISL3-U	IP44 protection rated	7.5 lb	\$1,832.00
Consult	CAISL3-UV1	IP44, controller for IS base	7.5 lb	\$2,174.00
102407	CAIS3-U	IP69K protection rated	7.5 lb	\$2,195.00
115674	CAIS3-UV1	IP69K, controller for IS base	7.5 lb	\$2,508.00

Options/Accessories

RLWS PN	Minebea PN	Description	Price
105607	YDH02CISUS	Wall mount bracket	\$77.00
171727	YDH12CWSUS	Bench mount bracket	\$77.00
156440	YDH01CWSUS	Post mount assembly for 10 x 10 in platforms, 13 in high	\$195.00
156441	YDH02CWSUS	Post mount assembly for 12 x 12 in platforms, 19 in high	\$210.00
156442	YDH03CWSUS	Post mount assembly for 18 x 18 in platforms, 29 in high	\$241.00
103049	YAS02MI	2 V industrial power supply	\$198.00
155826	YD002C-A0	Analog output, 0-20 mA, 4-20 mA, 0-10 V	\$789.00
162640	YD002C-ETH	Ethernet TCP-IP	\$789.00
Cables			
155804	YCC05-001M2	RS-232 9/25-Pin D-Sub female, 1.5 m, IP44	\$103.00
155805	YCC01-USBM2	RS-232 to USB connector, 2 m IP44	\$260.00
155806	YCC02-D25F6	RS-232 open to 25 D-Sub female	\$260.00
193048	YDC01SW	Dust cover pack of two	\$76.00

Specifications

Cable Length:

10 ft/3 m-up to 1,000 lb 30 x 30 in
20 ft/6 m 1,000 lb and above 36 x 36 in

Operating Temperature:

14° F to 104° F (-10° C to 40° C)


Height:

Adjustable feet

Warranty:

Two-year limited warranty

Accessories: One-year limited warranty



Standard Features

- One or four load cells (as noted)
- NTEP Certified (up to 5000e) and high resolution 30,000 d versions available
- Compatible with all Rice Lake and Combics indicators
- 10 or 20 ft platform cable

Optional Configurations

- Complete selection of pit frames for flush mounting available
- R2 - Electropolished 316T, stainless steel
- T1 - Pressure lift system (only available for II platforms and larger)
- Drive-on ramps
- Pit frame
- Mild steel painted or 304 stainless steel
- 304 stainless steel platters

Minebea Intec Combics

Painted/Stainless Steel

PRECISION INDUSTRIAL WEIGHING

www.ricelake.com | Phone: 800-472-6703

RICE LAKE

Part Number/Price

RLWS PN	Minebea PN	Dimensions	Foot Adjustable Height	# Load Cells	Capacity Readability	Capacity Readability	Est. Weight	Price
Painted Steel								
102285	CAPP1U-10CC-LU	10 x 10 in	2.7 in - 3.6 in	1	15 lb	0.0005	6 kg	\$747.00
102286	CAPP1U-20CC-LU	10 x 10 in	2.7 in - 3.6 in	1	30 lb	0.001	15 kg	\$747.00
102287	CAPP1U-50CC-LU	10 x 10 in	2.7 in - 3.6 in	1	60 lb	0.002	30 kg	\$747.00
102288	CAPP1U-50DD-LU	12 x 12 in	3.6 in - 4.5 in	1	60 lb	0.002	30 kg	\$821.00
102291	CAPP1U-100DD-LU	12 x 12 in	3.6 in - 4.5 in	1	150 lb	0.005	60 kg	\$821.00
102289	CAPP1U-50EE-LU	18 x 18 in	3.5 in - 4.4 in	1	60 lb	0.002	30 kg	\$1,098.00
102292	CAPP1U-100EE-LU	18 x 18 in	3.5 in - 4.4 in	1	150 lb	0.005	60 kg	\$1,098.00
102297	CAPP1U-200EE-LU	18 x 18 in	3.5 in - 4.4 in	1	200 lb	0.01	100 kg	\$1,098.00
102294	CAPP1U-100GG-LU	24 x 24 in	5.7 in - 6.7 in	1	150 lb	0.005	60 kg	\$1,948.00
102299	CAPP1U-250GG-LU	24 x 24 in	5.9 in - 6.4 in	1	300 lb	0.01	150 kg	\$1,948.00
102302	CAPP1U-500GG-LU	24 x 24 in	5.7 in - 6.7 in	1	600 lb	0.02	300 kg	\$1,922.00
102296	CAPP1U-100HH-LU	30 x 30 in	5.7 in - 6.7 in	1	150 lb	0.005	60 kg	\$2,577.00
102301	CAPP1U-250HH-LU	30 x 30 in	5.7 in - 6.7 in	1	300 lb	0.01	150 kg	\$2,577.00
102304	CAPP1U-500HH-LU	30 x 30 in	5.7 in - 6.7 in	1	600 lb	0.02	300 kg	\$2,577.00
102306	CAPP1U-1000HH-LU	30 x 30 in	5.7 in - 6.7 in	1	1500 lb	0.05	600 kg	\$2,577.00
Pit Frames								
104313	YEG-HG-PUS	30 x 24 in (HG)						\$884.00
104314	YEG-HH-PUS	30 x 30 in (HH)						\$880.00
104315	YPF01KKP-MUS	36 x 36 in (KK)						\$982.00
Stainless Steel								
102429	CAPS1U-10CC-LU	10 x 10 in	2.6 in - 3.4 in	1	15 lb	0.0005	6 kg	\$1,016.00
102430	CAPS1U-20CC-LU	10 x 10 in	2.6 in - 3.4 in	1	30 lb	0.001	15 kg	\$1,016.00
102431	CAPS1U-50CC-LU	10 x 10 in	2.6 in - 3.4 in	1	60 lb	0.002	30 kg	\$1,016.00
102432	CAPS1U-50DD-LU	12 x 12 in	3.3 in - 4.4 in	1	60 lb	0.002	30 kg	\$1,103.00
102433	CAPS1U-100DD-LU	12 x 12 in	3.5 in - 4.4 in	1	150 lb	0.005	60 kg	\$1,103.00
102434	CAPS1U-50EE-LU	18 x 18 in	3.5 in - 4.4 in	1	60 lb	0.002	30 kg	\$1,364.00
102435	CAPS1U-100EE-LU	18 x 18 in	3.5 in - 4.4 in	1	150 lb	0.005	60 kg	\$1,364.00
102436	CAPS1U-200EE-LU	18 x 18 in	3.5 in - 4.4 in	1	200 lb	0.01	100 kg	\$1,364.00
102458	CAPS4U-100GG-LU	24 x 24 in	3.4 in - 3.6 in	4	150 lb	0.005	60 kg	\$4,794.00
102460	CAPS4U-250GG-LU	24 x 24 in	3.4 in - 3.6 in	4	300 lb	0.01	150 kg	\$4,794.00
102461	CAPS4U-500GG-LU	24 x 24 in	3.4 in - 3.6 in	4	600 lb	0.02	300 kg	\$4,794.00
102466	CAPS4U-100HH-LU	30 x 30 in	3.4 in - 3.6 in	4	150 lb	0.005	60 kg	\$5,047.00
102467	CAPS4U-250HH-LU	30 x 30 in	3.4 in - 3.6 in	4	300 lb	0.01	150 kg	\$5,047.00
102468	CAPS4U-500HH-LU	30 x 30 in	3.4 in - 3.6 in	4	600 lb	0.02	300 kg	\$5,047.00
102469	CAPS4U-1000HH-LU	30 x 30 in	3.4 in - 3.6 in	4	1500 lb	0.05	600 kg	\$5,047.00
102470	CAPS4U-1000KK-LU	36 x 36 in	3.5 in	4	1500 lb	0.05	600 kg	\$5,665.00
102471	CAPS4U-2500KK-LU	36 x 36 in	3.5 in	4	3000 lb	0.1	1500 kg	\$5,665.00
102472	CAPS4U-5000KK-LU	36 x 36 in	3.5 in	4	6000 lb	0.2	3000 kg	\$5,665.00
102473	CAPS4U-1000NN-LU	48 x 48 in	3.5 in	4	1500 lb	0.05	600 kg	\$6,846.00
102474	CAPS4U-2500NN-LU	48 x 48 in	3.5 in	4	3000 lb	0.1	1500 kg	\$6,846.00
102475	CAPS4U-5000NN-LU	48 x 48 in	3.5 in	4	6000 lb	0.2	3000 kg	\$6,799.00
Pit Frames								
104322	YEG-HH-SUS	30 X 30 in (HH)						\$2,354.00
104323	YPF01KKT-MUS	36 x 36 in (KK)						\$2,573.00
104324	YPF01NNT-MUS	48 x 48 in (NN)						\$3,092.00

Minebea Intec IF Series

Painted Steel Platform Scale

Specifications

Cable Length:
6 m (19.7 ft)

Ingress Protection Rating:
IP65

Regulatory Compliance:
HACCP, FDA

Warranty:
Two-year limited warranty



*Does not represent
standard models
(This is the stainless version shown
with additional optional features)*

Standard Features

- Various options for portability utilizing unique MoveLine weighing platform
- Four strain gauge stainless steel load cells ensure precise results
- Ultra low profile: standard platform height
- Material/surface finish: mild steel powder coated
- Resolution: scale intervals of 15,000 d or 30,000 d
- Drive-on ramp included with every platform
- No pit required
- IP65/NEMA Type 4 dust and water protection

Applications

- Pharmaceutical, chemical, electronics, food processing, precious metals, metal production and processing

Optional Configurations

- T14: Integrated column
- T4: Stop bar
- T15: Second ramp

Part Number/Price

RLWS PN	Minebea PN	Weighing Surface Dimensions	Platform Height	# Load Cells	Capacity	Readability	Capacity	Readability	Est. Weight	Price
100970	IFP4-150GG	23.6 x 23.6 in	25 mm	4	330 lb	0.01	150 kg	0.005	198 lb	\$7,588.00
100973	IFP4-300GG	23.6 x 23.6 in	25 mm	4	660 lb	0.02	300 kg	0.01	198 lb	\$7,588.00
100974	IFP4-600GG	23.6 x 23.6 in	25 mm	4	1320 lb	0.05	600 kg	0.02	198 lb	\$7,588.00
100975	IFP4-1000GG	23.6 x 23.6 in	25 mm	4	2200 lb	0.1	1000 kg	0.05	198 lb	\$7,588.00
100984	IFP4-150IG	31.5 x 23.6 in	25 mm	4	330 lb	0.01	150 kg	0.005	221 lb	\$7,698.00
100986	IFP4-300IG	31.5 x 23.6 in	25 mm	4	660 lb	0.02	300 kg	0.01	221 lb	\$7,698.00
100987	IFP4-600IG	31.5 x 23.6 in	25 mm	4	1320 lb	0.05	600 kg	0.02	221 lb	\$7,698.00
100988	IFP4-1000IG	31.5 x 23.6 in	25 mm	4	2200 lb	0.1	1000 kg	0.05	221 lb	\$7,698.00
100991	IFP4-150II	31.5 x 31.5 in	25 mm	4	330 lb	0.01	150 kg	0.005	243 lb	\$7,772.00
100992	IFP4-300II	31.5 x 31.5 in	25 mm	4	660 lb	0.02	300 kg	0.01	243 lb	\$7,772.00
100993	IFP4-600II	31.5 x 31.5 in	25 mm	4	1320 lb	0.05	600 kg	0.02	243 lb	\$7,772.00
100994	IFP4-1000II	31.5 x 31.5 in	25 mm	4	2200 lb	0.1	1000 kg	0.05	243 lb	\$7,772.00
100995	IFP4-1500II	31.5 x 31.5 in	25 mm	4	3300 lb	0.1	1500 kg	0.05	243 lb	\$7,772.00
101005	IFP4-150LG	39.4 x 23.6 in	25 mm	4	330 lb	0.01	150 kg	0.005	243 lb	\$7,772.00
101006	IFP4-300LG	39.4 x 23.6 in	25 mm	4	660 lb	0.02	300 kg	0.01	243 lb	\$7,772.00
101007	IFP4-600LG	39.4 x 23.6 in	25 mm	4	1320 lb	0.05	600 kg	0.02	243 lb	\$7,772.00
101008	IFP4-1000LG	39.4 x 23.6 in	25 mm	4	2200 lb	0.1	1000 kg	0.05	243 lb	\$7,772.00
101009	IFP4-1500LG	39.4 x 23.6 in	25 mm	4	3300 lb	0.1	1500 kg	0.05	243 lb	\$7,772.00
101010	IFP4-150LI	39.4 x 31.5 in	25 mm	4	330 lb	0.01	150 kg	0.005	265 lb	\$7,877.00
101011	IFP4-300LI	39.4 x 31.5 in	25 mm	4	660 lb	0.02	300 kg	0.01	265 lb	\$7,877.00
101012	IFP4-600LI	39.4 x 31.5 in	25 mm	4	1320 lb	0.05	600 kg	0.02	265 lb	\$7,877.00
101013	IFP4-1000LI	39.4 x 31.5 in	25 mm	4	2200 lb	0.1	1000 kg	0.05	265 lb	\$7,877.00
101014	IFP4-1500LI	39.4 x 31.5 in	35 mm	4	3300 lb	0.1	1500 kg	0.05	265 lb	\$7,877.00
101015	IFP4-150LL	39.4 x 39.4 in	25 mm	4	330 lb	0.01	150 kg	0.005	375 lb	\$8,393.00

Minebea Intec IF Series

Painted Steel Platforms

PRECISION INDUSTRIAL WEIGHING

www.ricelake.com | Phone: 800-472-6703

RICELAKE

Part Number/Price

RLWS PN	Minebea PN	Weighing Surface Dimensions	Platform Height	# Load Cells	Capacity	Readability	Capacity	Readability	Est. Weight	Price
101016	IFP4-300LL	39.4 x 39.4 in	25 mm	4	660 lb	0.02	300 kg	0.01	375 lb	\$8,393.00
101017	IFP4-600LL	39.4 x 39.4 in	25 mm	4	1320 lb	0.05	600 kg	0.02	375 lb	\$8,393.00
101018	IFP4-1000LL	39.4 x 39.4 in	25 mm	4	2200 lb	0.1	1000 kg	0.05	375 lb	\$8,393.00
101019	IFP4-1500LL	39.4 x 39.4 in	35 mm	4	3300 lb	0.1	1500 kg	0.05	376 lb	\$8,393.00
101020	IFP4-3000LL	39.4 x 39.4 in	45 mm	4	6600 lb	0.2	3000 kg	0.1	376 lb	\$8,393.00
101021	IFP4-150NL	49.2 x 39.4 in	25 mm	4	330 lb	0.01	150 kg	0.005	397 lb	\$8,556.00
101022	IFP4-300NL	49.2 x 39.4 in	25 mm	4	660 lb	0.02	300 kg	0.01	397 lb	\$8,556.00
101023	IFP4-600NL	49.2 x 39.4 in	25 mm	4	1320 lb	0.05	600 kg	0.02	397 lb	\$8,556.00
101024	IFP4-1000NL	49.2 x 39.4 in	25 mm	4	2200 lb	0.1	1000 kg	0.05	397 lb	\$8,556.00
101025	IFP4-1500NL	49.2 x 39.4 in	35 mm	4	3300 lb	0.1	1500 kg	0.05	397 lb	\$8,556.00
101026	IFP4-3000NL	49.2 x 39.4 in	45 mm	4	6600 lb	0.2	3000 kg	0.1	397 lb	\$8,556.00
101027	IFP4-150NN	49.2 x 49.2 in	25 mm	4	330 lb	0.01	150 kg	0.005	481 lb	\$8,878.00
101028	IFP4-300NN	49.2 x 49.2 in	25 mm	4	660 lb	0.02	300 kg	0.01	481 lb	\$8,878.00
101029	IFP4-600NN	49.2 x 49.2 in	35 mm	4	1320 lb	0.05	600 kg	0.02	481 lb	\$8,878.00
101030	IFP4-1000NN	49.2 x 49.2 in	35 mm	4	2200 lb	0.1	1000 kg	0.05	481 lb	\$8,878.00
101031	IFP4-1500NN	49.2 x 49.2 in	35 mm	4	3300 lb	0.1	1500 kg	0.05	481 lb	\$8,878.00
101032	IFP4-3000NN	49.2 x 49.2 in	45 mm	4	6600 lb	0.2	3000 kg	0.1	481 lb	\$8,878.00
101033	IFP4-150RN	59.1 x 49.2 in	25 mm	4	330 lb	0.01	150 kg	0.005	547 lb	\$9,351.00
101034	IFP4-300RN	59.1 x 49.2 in	25 mm	4	660 lb	0.02	300 kg	0.01	547 lb	\$9,351.00
101035	IFP4-600RN	59.1 x 49.2 in	35 mm	4	1320 lb	0.05	600 kg	0.02	547 lb	\$9,351.00
101036	IFP4-1000RN	59.1 x 49.2 in	35 mm	4	2200 lb	0.1	1000 kg	0.05	547 lb	\$9,351.00
101037	IFP4-1500RN	59.1 x 49.2 in	35 mm	4	3300 lb	0.1	1500 kg	0.05	547 lb	\$9,351.00
101038	IFP4-3000RN	59.1 x 49.2 in	45 mm	4	6600 lb	0.2	3000 kg	0.1	547 lb	\$9,351.00
101039	IFP4-150RR	59.1 x 59.1 in	35 mm	4	330 lb	0.01	150 kg	0.005	628 lb	\$9,868.00
101040	IFP4-300RR	59.1 x 59.1 in	35 mm	4	660 lb	0.02	300 kg	0.01	628 lb	\$9,868.00
101041	IFP4-600RR	59.1 x 59.1 in	35 mm	4	1320 lb	0.05	600 kg	0.02	628 lb	\$9,868.00
101042	IFP4-1000RR	59.1 x 59.1 in	45 mm	4	2200 lb	0.1	1000 kg	0.05	628 lb	\$9,868.00
101043	IFP4-1500RR	59.1 x 59.1 in	45 mm	4	3300 lb	0.1	1500 kg	0.05	628 lb	\$9,868.00
101044	IFP4-3000RR	59.1 x 59.1 in	45 mm	4	6600 lb	0.2	3000 kg	0.1	628 lb	\$9,868.00
101045	IFP4-150WR	78.7 x 59.1 in	35 mm	4	330 lb	0.01	150 kg	0.005	739 lb	\$10,194.00
101046	IFP4-300WR	78.7 x 59.1 in	35 mm	4	660 lb	0.02	300 kg	0.01	739 lb	\$10,194.00
101047	IFP4-600WR	78.7 x 59.1 in	35 mm	4	1320 lb	0.05	600 kg	0.02	739 lb	\$10,194.00
101048	IFP4-1000WR	78.7 x 59.1 in	45 mm	4	2200 lb	0.1	1000 kg	0.05	739 lb	\$10,194.00
101049	IFP4-1500WR	78.7 x 59.1 in	45 mm	4	3300 lb	0.1	1500 kg	0.05	739 lb	\$10,194.00
101050	IFP4-3000WR	78.7 x 59.1 in	45 mm	4	6600 lb	0.2	3000 kg	0.1	739 lb	\$10,194.00

Minebea Intec IF Series

Stainless Steel Platform Scale

Specifications

Cable Length:

6 m (19.7 ft)

Ingress Protection Rating:

IP68

Load Cells:

Four hermetically sealed IP68

Regulatory Compliance:

HACCP, FDA, Class 10,000 clean rooms
(US Federal Standard 209D)

Warranty:

Two-year limited warranty



*Does not represent
standard models
(Shown with additional
optional features)*

Standard Features

- Each IF Series stainless steel platform is built with an IP68 protection rating
- Capacities from 330 lb to 6,614 lb with resolutions up to 30,000 d
- Various portability options utilizing the unique MoveLine weighing platform
- Ultra low profile: standard platform height
- Material/surface finish: 304 bead-blasted stainless steel
- Drive-on ramp included with every platform
- No pit required
- Convenient for application-oriented weighing systems from processing to the chemical industry
- All units built for easy cleaning and disinfection to meet HACCP and FDA requirements for the food/pharmaceutical industries

Optional Configurations

- L6: IP69K kit
- T4: Stop bar
- T9: Bottom plate
- T5: Towing bar
- T6: Two handles, two rollers
- T13: Four handles
- T14: Integrated column
- T15: 2nd ramp
- Pressure lift

Note: Consult factory for lifting device options and compatibility of combined options

Applications

- Pharmaceutical, chemical, electronics, food processing, precious metals, metal production and processing

Minebea Intec IF Series

Stainless Steel Platforms

Part Number/Price

RLWS PN	Minebea PN	Weighing Surface Dimensions	Platform Height	# Load Cells	Capacity	Readability	Capacity	Readability	Est. Weight	Price
101266	IFS4-150GG	23.6 x 23.6 in	25 mm	4	330 lb	0.01	150 kg	0.005	198 lb	\$11,686.00
101267	IFS4-300GG	23.6 x 23.6 in	25 mm	4	660 lb	0.02	300 kg	0.01	198 lb	\$11,686.00
101268	IFS4-600GG	23.6 x 23.6 in	25 mm	4	1320 lb	0.05	600 kg	0.02	198 lb	\$11,686.00
101269	IFS4-1000GG	23.6 x 23.6 in	25 mm	4	2200 lb	0.1	1000 kg	0.05	198 lb	\$12,385.00
101270	IFS4-150IG	31.5 x 23.6 in	25 mm	4	330 lb	0.01	150 kg	0.005	221 lb	\$11,894.00
101274	IFS4-300IG	31.5 x 23.6 in	25 mm	4	660 lb	0.02	300 kg	0.01	221 lb	\$11,894.00
101275	IFS4-600IG	31.5 x 23.6 in	25 mm	4	1320 lb	0.05	600 kg	0.02	221 lb	\$11,894.00
101279	IFS4-1000IG	31.5 x 23.6 in	25 mm	4	2200 lb	0.1	1000 kg	0.05	221 lb	\$12,614.00
101281	IFS4-150II	31.5 x 31.5 in	25 mm	4	330 lb	0.01	150 kg	0.005	243 lb	\$12,106.00
101282	IFS4-300II	31.5 x 31.5 in	25 mm	4	660 lb	0.02	300 kg	0.01	243 lb	\$12,106.00
101283	IFS4-600II	31.5 x 31.5 in	25 mm	4	1320 lb	0.05	600 kg	0.02	243 lb	\$12,106.00
101284	IFS4-1000II	31.5 x 31.5 in	25 mm	4	2200 lb	0.1	1000 kg	0.05	243 lb	\$12,838.00
101285	IFS4-1500II	31.5 x 31.5 in	25 mm	4	3300 lb	0.1	1500 kg	0.05	243 lb	\$12,838.00
101286	IFS4-150LG	39.4 x 23.6 in	25 mm	4	330 lb	0.01	150 kg	0.005	243 lb	\$12,532.00
101287	IFS4-300LG	39.4 x 23.6 in	25 mm	4	660 lb	0.02	300 kg	0.01	243 lb	\$12,532.00
101288	IFS4-600LG	39.4 x 23.6 in	25 mm	4	1320 lb	0.05	600 kg	0.02	243 lb	\$12,532.00
101289	IFS4-1000LG	39.4 x 23.6 in	25 mm	4	2200 lb	0.1	1000 kg	0.05	243 lb	\$13,282.00
101290	IFS4-1500LG	39.4 x 23.6 in	25 mm	4	3300 lb	0.1	1500 kg	0.05	243 lb	\$13,282.00
101291	IFS4-150LI	39.4 x 31.5 in	25 mm	4	330 lb	0.01	150 kg	0.005	265 lb	\$12,967.00
101293	IFS4-300LI	39.4 x 31.5 in	25 mm	4	660 lb	0.02	300 kg	0.01	265 lb	\$12,967.00
101294	IFS4-600LI	39.4 x 31.5 in	25 mm	4	1320 lb	0.05	600 kg	0.02	265 lb	\$12,967.00
101295	IFS4-1000LI	39.4 x 31.5 in	25 mm	4	2200 lb	0.1	1000 kg	0.05	265 lb	\$13,746.00
101296	IFS4-1500LI	39.4 x 31.5 in	35 mm	4	3300 lb	0.1	1500 kg	0.05	265 lb	\$13,746.00
101304	IFS4-150LL	39.4 x 39.4 in	25 mm	4	330 lb	0.01	150 kg	0.005	375 lb	\$13,584.00
101305	IFS4-300LL	39.4 x 39.4 in	25 mm	4	660 lb	0.02	300 kg	0.01	375 lb	\$13,584.00
101306	IFS4-600LL	39.4 x 39.4 in	25 mm	4	1320 lb	0.05	600 kg	0.02	375 lb	\$13,584.00
101307	IFS4-1000LL	39.4 x 39.4 in	25 mm	4	2200 lb	0.1	1000 kg	0.05	375 lb	\$14,408.00
101308	IFS4-1500LL	39.4 x 39.4 in	35 mm	4	3300 lb	0.1	1500 kg	0.05	375 lb	\$14,408.00
101309	IFS4-3000LL	39.4 x 39.4 in	45 mm	4	6600 lb	0.2	3000 kg	0.1	375 lb	\$14,408.00
101310	IFS4-150NL	49.2 x 39.4 in	25 mm	4	330 lb	0.01	150 kg	0.005	397 lb	\$14,149.00
101311	IFS4-300NL	49.2 x 39.4 in	25 mm	4	660 lb	0.02	300 kg	0.01	397 lb	\$14,149.00
101312	IFS4-600NL	49.2 x 39.4 in	25 mm	4	1320 lb	0.05	600 kg	0.02	397 lb	\$14,149.00
101313	IFS4-1000NL	49.2 x 39.4 in	25 mm	4	2200 lb	0.1	1000 kg	0.05	397 lb	\$15,000.00
101314	IFS4-1500NL	49.2 x 39.4 in	35 mm	4	3300 lb	0.1	1500 kg	0.05	397 lb	\$15,000.00
101315	IFS4-3000NL	49.2 x 39.4 in	45 mm	4	6600 lb	0.2	3000 kg	0.1	397 lb	\$15,000.00
101317	IFS4-150NN	49.2 x 49.2 in	25 mm	4	330 lb	0.01	150 kg	0.005	481 lb	\$14,771.00
101318	IFS4-300NN	49.2 x 49.2 in	25 mm	4	660 lb	0.02	300 kg	0.01	481 lb	\$14,771.00
101319	IFS4-600NN	49.2 x 49.2 in	35 mm	4	1320 lb	0.05	600 kg	0.02	481 lb	\$14,771.00
101320	IFS4-1000NN	49.2 x 49.2 in	35 mm	4	2200 lb	0.1	1000 kg	0.05	481 lb	\$15,658.00
101321	IFS4-1500NN	49.2 x 49.2 in	35 mm	4	3300 lb	0.1	1500 kg	0.05	481 lb	\$15,658.00
101322	IFS4-3000NN	49.2 x 49.2 in	45 mm	4	6600 lb	0.2	3000 kg	0.1	481 lb	\$15,658.00
101323	IFS4-150RN	59.1 x 49.2 in	25 mm	4	330 lb	0.01	150 kg	0.005	547 lb	\$15,357.00
101324	IFS4-300RN	59.1 x 49.2 in	25 mm	4	660 lb	0.02	300 kg	0.01	547 lb	\$15,357.00
101325	IFS4-600RN	59.1 x 49.2 in	35 mm	4	1320 lb	0.05	600 kg	0.02	547 lb	\$15,357.00
101326	IFS4-1000RN	59.1 x 49.2 in	35 mm	4	2200 lb	0.1	1000 kg	0.05	547 lb	\$16,279.00
101327	IFS4-1500RN	59.1 x 49.2 in	35 mm	4	3300 lb	0.1	1500 kg	0.05	547 lb	\$16,279.00

Minebea Intec IF Series

Stainless Steel Platforms

Part Number/Price

RLWS PN	Minebea PN	Weighing Surface Dimensions	Platform Height	# Load Cells	Capacity	Readability	Capacity	Readability	Est. Weight	Price
101328	IFS4-3000RN	59.1 x 49.2 in	45 mm	4	6600 lb	0.2	3000 kg	0.1	628 lb	\$16,279.00
101329	IFS4-150RR	59.1 x 59.1 in	35 mm	4	330 lb	0.01	150 kg	0.005	628 lb	\$15,951.00
101330	IFS4-300RR	59.1 x 59.1 in	35 mm	4	660 lb	0.02	300 kg	0.01	628 lb	\$15,951.00
101331	IFS4-600RR	59.1 x 59.1 in	35 mm	4	1320 lb	0.05	600 kg	0.02	628 lb	\$15,951.00
101332	IFS4-1000RR	59.1 x 59.1 in	45 mm	4	2200 lb	0.1	1000 kg	0.05	628 lb	\$16,911.00
101333	IFS4-1500RR	59.1 x 59.1 in	45 mm	4	3300 lb	0.1	1500 kg	0.05	628 lb	\$16,911.00
101334	IFS4-3000RR	59.1 x 59.1 in	45 mm	4	6600 lb	0.2	3000 kg	0.1	739 lb	\$16,911.00
101335	IFS4-150WR	78.7 x 59.1 in	35 mm	4	330 lb	0.01	150 kg	0.005	739 lb	\$16,553.00
101337	IFS4-300WR	78.7 x 59.1 in	35 mm	4	660 lb	0.02	300 kg	0.01	739 lb	\$16,553.00
101338	IFS4-600WR	78.7 x 59.1 in	35 mm	4	1320 lb	0.05	600 kg	0.02	739 lb	\$16,553.00
101339	IFS4-1000WR	78.7 x 59.1 in	45 mm	4	2200 lb	0.1	1000 kg	0.05	739 lb	\$17,545.00
101340	IFS4-1500WR	78.7 x 59.1 in	45 mm	4	3300 lb	0.1	1500 kg	0.05	739 lb	\$17,545.00
101341	IFS4-3000WR	78.7 x 59.1 in	45 mm	4	6600 lb	0.2	3000 kg	0.1	739 lb	\$17,545.00

Options/Accessories

Part #	Description	Price
T4	Stop bar	Consult
T5	Tow bar and Stop bar	Consult
T6	2 handles and 2 rollers	Consult
T7	Retractable wheels (not available with the GG and IG models)	Consult
T9	Bottom plate	Consult
Stainless Steel		
R2	316, T1, 2B cold-rolled steel, electropolished stainless steel	Consult
R6	304, 2B cold-rolled steel, electropolished stainless steel	Consult

Minebea Intec IS Series

Weighing Platforms



Standard Features

- The standard RS-485 interface is X-bus compatible. An RS-232C interface is optionally available. Power requirements range from 10.6 VDC to 30 VDC.
- At the touch of the unique ISO TEST key, the IS platform calibrates and adjusts itself automatically using a built-in calibration weight
- High internal resolution guarantees reliable weight readouts
- Weighing results: up to 50 times/second
- All scales come standard with stainless steel load plate (wrap-around design optional). High IP rating for ideal protection.
- Internal Calibration (ISEDE and ISIGG models only)

Accessories and Options

- A complete selection of options and accessories are available, including interfaces, cables and connectors, power supplies, mechanical accessories, software and mechanical security devices

Specifications

Indicator Connectivity:

Combics UV1

Models Sensing:

Force motor cell

Cable Length:

6 meters

Stability:

Weight stabilizes 1.5 second

Power Requirements:

10.6 VDC to 30 VDC supplied by external power
Supply, battery pack or Combics IS indicator

Weighing Design:

Electro magnetic

Indicators Options:

Combics UVI models

Construction:

Stainless steel platforms
Die-cast or galvanized base construction (model dependent)

Ingress Protection Rating:

BBD/DCP: IP54
EDE: IP65
IGG: IP67

Warranty:

Two-year limited warranty
Accessories: One-year limited warranty

Part Number/Price

RLWS PN	Minebea PN	Platform Size	# Load Cells	Capacity	Readability	Capacity	Readability	Est. Weight	Price
174127	ISBBP-06-H	4.5 in Ø	1	1.6 lb	0.00002	0.62 kg	0.001 g	19 lb	\$3,285.00
174128	ISBBP-3-H	7.1 in x 7.1 in	1	6.8 lb	0.00002	3.1 kg	0.01 g	19 lb	\$2,868.00
174129	ISBBP-6-H	7.1 in x 7.1 in	1	13.7 lb	0.00002	6.2 kg	0.01 g	19 lb	\$3,650.00
102003	ISDCS-16-H	15.8 in x 11.8 in	1	35 lb	0.0002	16 kg	0.1 g	41 lb	\$4,584.00
102004	ISDCS-35-H	15.8 in x 11.8 in	1	75 lb	0.0002	34 kg	0.1 g	41 lb	\$5,626.00
102005	ISEDE-64-SV1	15.8 in x 11.8 in	1	141 lb	0.002	64 kg	1 g	41 lb	\$5,470.00
102006	ISEDE-64-HV1	15.8 in x 11.8 in	1	141 lb	0.0002	64 kg	0.1 g	41 lb	\$7,504.00
102008	ISIGG-150-HV1	32 in x 24 in	1	330 lb	0.002	150 kg	1 g	185 lb	\$7,806.00
102009	ISIGG-300-HV1	32 in x 24 in	1	660 lb	0.005	300 kg	2 g	185 lb	\$7,806.00
Special Order									
102010	ISEDE-16-DS1	15.8 in x 11.8 in	1	35 lb	0.00002	16 kg	0.01 g	41 lb	Consult
102012	ISIGG-150-DS1	32 in x 24 in	1	330 lb	0.0002	150 kg	0.1 g	185 lb	\$8,377.00
102013	ISIGG-300-DS1	32 in x 24 in	1	660 lb	0.0005	300 kg	0.2 g	185 lb	\$8,826.00

Options/Accessories

RLWS PN	Minebea PN	Description	Price
Consult	-	Interface Mode (RS-485/422) required with Combics II indicators	Consult
Consult	-	DC power supply to weigh platform	Consult
Consult	YCC05_001M5	Cable, 25-Pin to 9-Pin D sub, cable for PC	Consult
32636	YRB06Z	External rechargeable battery pack - approx 29 hours of operation	\$755.00

Indicators

RLWS PN	Description	Comments	Price
115668	CAISL1-UV1	Combics 1 indicator for IS base, IP44	\$1,601.00
115670	CAISL2-UV1	Combics 2 indicator for IS base, IP44	\$1,863.00
Consult	CAISL3-UV1	Combics 3 indicator for IS base, IP44	\$2,121.00
115671	CAIS1-UV1	Combics 1 indicator for IS base, IP69K	\$1,757.00
115673	CAIS2-UV1	Combics 2 indicator for IS base, IP69K	\$2,123.00
115674	CAIS3-UV1	Combics 3 indicator for IS base, IP69K	\$2,508.00

Minebea Intec Signum Ex Supreme

Explosion Proof Bench Scale



Standard Features

- Monolithic weighing system
- Resolution up to 620,000 d
- Stainless steel weighing pan
- IECEx/ATEX Zone 1/2/21/22
- FM Class I, II, III; Div. 1; Groups ABCDEFG and T4
- Stainless or painted versions
- Requires YPS02-XUR (RL # 46518) US hazardous area or YPS02-ZKR (RL# 46517) safe area connection

APPROVALS



Specifications

Material:

SIWXSBBP, SIWXSDCP – Stainless steel display unit, painted platform with stainless steel load plate
SIWXSBBBS, SIWXSDCS – Brushed stainless steel

IP Protection:

IP65
IP44 Zone 1 ONLY: SIWXSBBP, SIWXSBBBS 1.3 lb (0.6kg)

Net Weight/Gross Weight:

SIWXSBBP, SIWXSBBBS : 19.8/23.8 lb (9.0/10.8 kg)
SIWXSDCP, SIWXSDCS : 33/39.6 lb (15.0/18.0 kg)

Packaging Dimensions:

SIWXSBBP, SIWXSBBBS (W x D x H): 22.4 x 15.7 x 14.5 in (570 x 400 x 370 mm)
SIWXSDCP, SIWXSDCS (W x D x H): 20 x 17.3 x 16.1 in (510 x 440 x 410 mm)

Operating Temperature:

SIWXSBBP, SIWXSBBBS 50° F to 104° F (10° C to 40° C)
SIWXSDCP, SIWXSDCS 14° F to 104° F (-10° C to 40° C)

Data Interfaces:

RS-232
Can be switched to RS-485 or RS-422 connection via 14-Pin round socket

Supply Voltage:

Via external power supply, connection via 14-Pin round socket (20 cm cable)

Power Supply Hazardous Area:

ATEX: YPSC01-X

Power Supply Safe Area:

ATEX: YPSC01-Z
FM/CSA: YPS02-ZKR (PN 46517)

Battery Operation:

Via external battery YRB02-X (103068) Charger PN 103069

Cable Length:

2 m (6.6 ft) between display unit and platform

Warranty:

Two-year limited warranty

Minebea Intec Signum Ex Supreme

Explosion Proof Bench Scale

Part Number/Price

RLWS PN	Minebea PN	Description	Platform Dimensions	Price
Painted				
155866	SIWXSBBP-3-06-H	1.3 x 0.000002 lb (0.62 kg x 0.001 g)	5 in ø	\$6,581.00
155867	SIWXSBBP-3-3-H	6.8 x 0.00002 lb (3.1 kg x 0.01 g)	7.1 x 7.1 in	\$4,850.00
155868	SIWXSBBP-3-6-H	13.5 x 0.00002 lb (6.1 kg x 0.01 g)	7.1 x 7.1 in	\$5,892.00
155870	SIWXSDBP-3-35-H	75 x 0.0002 lb (35 kg x 0.1 g)	13.7 x 9.7 in	\$6,180.00
Stainless				
155871	SIWXSBBP-3-3-H	6.8 x 0.00002 lb (3.1 kg x 0.01 g)	7.1 x 7.1 in	\$6,763.00
155872	SIWXSBBP-3-6-H	13.5 x 0.0002 lb (6.1 kg x 0.01 g)	7.1 x 7.1 in	\$7,796.00
155873	SIWXSDBP-3-35-H	75 x 0.0002 lb (35 kg x 0.1 g)	13.7 x 9.7 in	\$7,686.00

Options/Accessories

RLWS PN	Minebea PN	Description	Price
46518	YPS02-XUR	Hazardous area power supply - (FM approved for use in the USA) (8 ft. of intrinsic cable and 8 ft. of cable requiring hard wiring by licensed electrician)	\$2,081.00
46517	YPS02-ZKR	Safe area power supply (3 ft to wall plug and 65 ft of intrinsically safe cable to the scale)	\$1,408.00
103055	YDI05-ZU2	Zener barrier hazardous area RS-232 to RS-232 converter, 14-Pin plug	\$991.00
103059	YDI05-ZU3	Zener barrier hazardous area RS-422 to RS-232 (requires 6971413, RL 50232, power supply) cable connection not included	\$835.00
153218	YDH01P	Column for DCP platforms, height 19 in, painted	\$306.00
155884	YDH02P	Column for BBP platforms, height 15.75 in, painted	\$610.00
Consult	YDH01CWSUS	Column for DCS platform, height 13 in, stainless steel	Consult
Consult	YDH02CWSUS	Column for DCS platform, height 19.6 in, stainless steel	Consult
Consult	YDH03CWSUS	Column for DCS platform, height 25.5 in, stainless steel	Consult
Consult	YDH02S	Column for BBS platform, height 15.75 in, stainless steel	Consult
103068	YRB02-X	Rechargeable battery (requires 103069 battery charger)	\$1,664.00
103069	YRB02-LD	Battery charger (requires power cord)	\$385.00
103057	YCC422-X	Cable without connectors for RS-422	\$15.00/ft
102078	6971954	Power cord	\$45.00

Minebea Intec Combics 2 Ex

Explosion Proof Digital Weight Indicator



Standard Features

- Amber backlit LCD dot matrix display
- On/Off, Zero, Tare and Print/Data Keys
- Function keys for: Gross/net toggle; three-way unit toggle; 10X higher resolution toggle
- Two header line storage
- Battery charge status display (with connection of battery pack)
- Numeric keypad with two IDs for entering identifier codes and preset tare
- Date/time fully integrated
- GMP printable record
- Three built-in LED checkweighing lights
- Bar graph weighing range indicator
- Application data and totalization memory stored in battery-backed RAM
- Optional barcode scanner for preset tare, reference weight and ID entry
- Requires power supply

APPROVALS



Specifications

Load Cell:

4 or 6 wire

Supply Voltage:

6 V

Housing:

304 stainless steel

Ingress Protection Rating:

IP69K/NEMA Type 4X

Dimensions:

(W x D x H): 11.9 x 7.4 x 3.5 in
(302.3 x 188 x 89 mm)

Operating Temperature:

14° F to 104° F (-10° C to 40° C)

Warranty:

Two-year limited warranty
Accessories: One-year limited warranty

Approvals:

NTEP: 19-055
FM approved

Applications Software Pre-installed

- Counting, checkweighing, differential weighing, percentage weighing, gross-net-tare, sorting, net-total, animal weighing.
- Ex approval: FM Class 1,2,3, Division 1, Groups ABCDEFG and temperature class T4.
- Weighbridge connectivity – maximum two precision weighing platforms or load cells, and one precision platform or 1 Combics Ex and one precision platform.
- Power supply can be provided by 110-220 VAC connections and a 24 VDC industrial power module (each suitable for hazardous and safe areas) and a rechargeable battery pack in stainless steel casing.

Part Number/Price

RLWS PN	Minebea PN	Description	Est. Weight	Price
158644	CAIXS2-U	Indicator, CAIXS2-U IP69K protection rated	7 lb	\$2,301.00
197168	CAIXS2-UA19M26	Indicator, CAIXS2 EX IS-X	7 lb	\$2,795.00

*IS power supply or battery pack required

Options/Accessories

RLWS PN	Minebea PN	Description	Price
46518	YPS02-XUR	Power supply, hazardous area, United States	\$2,081.00
46517	YPS02-ZKR	Power supply, safe area, 65 ft cable	\$1,408.00
103068	YRB02-X	Battery pack, 30+ hours (requires 103069)	\$1,664.00
103069	YRB02-LD	Charger for battery pack	\$385.00
103054	YCC02-XR14F02	Quick disconnect cable, for Zener Barrier	\$269.00
155882	YDI05-ZU1	Zener Barrier, requires 103054	\$991.00
155918	A19	485 interface (IS-X Base)	\$188.00
155919	M26	Cable to IS-X	\$265.00
105607	YDH02CISUS	Wall mount bracket	\$77.00
156440	YDH01CWSUS	Post mount assembly for 10 x 10 in platforms, 13 in high	\$195.00
156441	YDH02CWSUS	Post mount assembly for 12 x 12 in platforms, 19 in high	\$210.00
156442	YDH03CWSUS	Post mount assembly for 18 x 18 in platforms, 29 in high	\$241.00

Minebea Intec Combics

Explosion Proof Bench and Floor Platform Scales

Specifications

Cable Length:

Up to 30 x 30 - 10 ft
36 x 36 and over - 20 ft

Operating Temperature:

14° F to 104° F

Ingress Protection Rating:

NEMA Type 4/IP67

Indicator Option:

CIXS3-U

Warranty:


Two-year limited warranty
Accessories: One-year limited warranty

Approvals:

FM approved Classes 1,2,3, Division 1, Groups ABCDEGFT4, US and Canadian hazardous areas, when used with CIXS3-U or FCT01-X indicator



*GLP/GMP requires use of Combics 1 Plus or higher digital weight indicator



Standard Features

- FM Approved: Classes 1,2,3, Division 1, Groups ABCDEGFT4, U.S. and Canadian hazardous areas, when used with CIXS3-U
- Can be used in areas where explosive gas and dust mixtures occur
- Documentation to verify intrinsic safety available upon request
- Completely constructed with AISI 304 stainless steel
- All units are built for easy cleaning and disinfection and meet HACCP and FDA requirements for the food industry
- Load cells are hermetically sealed, IP68 protection rated
- Load cell cables are 10 ft (for bases up to 30 x 30 in) or 20 ft (for bases 36 x 36 in and larger)
- NEMA Type 4/IP67 protection rated
- Pit frames for flush mounting available
- High resolution 30,000 d

APPROVALS



Applications

- Pharmaceutical, chemical, electronics, food processing, precious metals, metal production and processing
- Regulatory Compliance: NEMA, HACCP, FDA, GLP/GMP*, FM

Part Number/Price

RLWS PN	Minebea PN	Dimensions	Height Adjustment	# Load Cells	Capacity	Readability	Capacity	Readability	Est. Weight	Price
100919	CAPXS1U-10CC	10 x 10 in	2.37 in	1	15 lb	0.0005	6 kg	0.0002	16 lb	\$1,088.00
100920	CAPXS1U-20CC	10 x 10 in	2.37 in	1	30 lb	0.001	15 kg	0.0005	16 lb	\$1,088.00
100921	CAPXS1U-50CC	10 x 10 in	2.37 in	1	60 lb	0.002	30 kg	0.001	16 lb	\$1,088.00
100922	CAPXS1U-50DD	12 x 12 in	3.87 in	-	60 lb	0.002	30 kg	0.001	24 lb	\$1,217.00
100923	CAPXS1U-100DD	12 x 12 in	3.87 in	1	150 lb	0.005	60 kg	0.002	24 lb	\$1,217.00
100924	CAPXS1U-50EE	18 x 18 in	3.5 in	1	60 lb	0.002	30 kg	0.001	62 lb	\$1,505.00
100925	CAPXS1U-100EE	18 x 18 in	3.5 in	1	150 lb	0.005	60 kg	0.002	62 lb	\$1,505.00
100926	CAPXS1U-200EE	18 x 18 in	3.5 in	1	200 lb	0.01	100 kg	0.005	62 lb	\$1,505.00
100934	CAPXS4U-250GG	24 x 24 in	3.31 in	4	300 lb	0.01	150 kg	0.005	12 lb	\$4,799.00
100935	CAPXS4U-500GG	24 x 24 in	3.31 in	4	600 lb	0.02	300 kg	0.01	12 lb	\$4,799.00
100943	CAPXS4U-500HH	30 x 30 in	3.31 in	4	600 lb	0.02	300 kg	0.01	187 lb	\$5,047.00
100944	CAPXS4U-1000HH	30 x 30 in	3.31 in	4	1500 lb	0.05	600 kg	0.02	187 lb	\$5,047.00
100945	CAPXS4U-1000KK	36 x 36 in	3.75 in	4	1500 lb	0.05	600 kg	0.02	250 lb	\$5,979.00
100946	CAPXS4U-2500KK	36 x 36 in	3.75 in	4	3000 lb	0.1	1500 kg	0.05	250 lb	\$5,768.00
100947	CAPXS4U-5000KK	36 x 36 in	3.75 in	4	6000 lb	0.2	3000 kg	0.1	250 lb	\$5,768.00
100949	CAPXS4U-2500NN	48 x 48 in	3.75 in	4	3000 lb	0.1	1500 kg	0.05	390 lb	\$7,140.00
100950	CAPXS4U-5000NN	48 x 48 in	3.75 in	4	6000 lb	0.2	3000 kg	0.1	390 lb	\$7,140.00

Minebea Intec IF Series

Explosion Proof Weighing Platform Scales



Shown with additional optional features

Standard Features

- Capacities from 150 kg to 3,000 kg with resolutions up to 30,000 d
- Ultra low profile: standard platform height is 35 mm; optional heights available as low as 25 mm
- Material/surface finish: 304 bead-blasted stainless steel
- Drive-on ramp included with every platform
- No pit required
- Convenient for application-oriented weighing systems from processing to the chemical industry
- Standard configuration: AISI 304 stainless steel

APPROVALS



Optional Configurations

- Electro-polished finish
- AISI 304 electro-polished stainless steel platform
- AISI 316Ti electro-polished stainless steel platform
- Ingenious manually-operated lifting mechanism option (patented system) for effortless raising of the platform to facilitate cleaning underneath.
- R2: Cold rolled AISI 316Ti stainless steel, electro-polished
- R6: AISI 304 2b stainless steel, electro-polished
- T4: Stop bar
- T5: Tow bar and stop bar
- T6: Two handles and two rollers
- T7: Retractable wheels (reduces effective resolution to 15,000 dd)
- T9: Additional bottom plate
- T15: Second ramp
- T14: Integrated column
- T13: Four handles

Applications

- Pharmaceutical, chemical, electronics, food processing, precious metals, metal production and processing

Specifications

Ingress Protection Rating:
IP68

Load Cells:
Four hermetically sealed IP68

Cable Length:
19.7 ft (6 m)

Regulatory Compliance:
HACCP, FDA, Class 10,000 clean rooms (US Federal Standard 209D)

Warranty:
Two-year limited warranty

Approvals:
FM approved, IFXS4 series, are certified for use in Class 1,2,3, Div. 1, Groups ABCDEFT4 (Verification of Intrinsic Safety included; also covers any explosion-protected Minebea components combined with this platform series)

Regulatory Compliance

- NEMA, HACCP, FDA, GLP/GMP*, Class 10,000 clean rooms (US Federal Standard 209D) (Equivalent to Class C in accordance with EEC-GWP), FM
- *GLP/GMP requires use of Combics 1 Plus or higher digital weight indicator



Minebea Intec IF Series

Explosion Proof Weighing Platforms

Part Number/Price

RLWS PN	Minebea PN	Weighing Surface Dimensions	# Load Cells	Capacity	Readability	Capacity	Readability	Est. Weight	Price
102530	IFXS4-150GG	23.6 x 23.6 in	4	330 lb	0.01	150 kg	0.005	198 lb	\$12,066.00
102531	IFXS4-300GG	23.6 x 23.6 in	4	660 lb	0.02	300 kg	0.01	198 lb	\$11,822.00
102532	IFXS4-600GG	23.6 x 23.6 in	4	1320 lb	0.05	600 kg	0.02	198 lb	\$12,188.00
102533	IFXS4-1000GG	23.6 x 23.6 in	4	2200 lb	0.1	1000 kg	0.05	198 lb	\$12,250.00
102534	IFXS4-150IG	31.5 x 23.6 in	4	330 lb	0.01	150 kg	0.005	221 lb	\$12,127.00
102536	IFXS4-300IG	31.5 x 23.6 in	4	660 lb	0.02	300 kg	0.01	221 lb	\$12,066.00
102537	IFXS4-600IG	31.5 x 23.6 in	4	1320 lb	0.05	600 kg	0.02	221 lb	\$12,310.00
102538	IFXS4-1000IG	31.5 x 23.6 in	4	2200 lb	0.1	1000 kg	0.05	221 lb	\$12,432.00
102540	IFXS4-150II	31.5 x 31.5 in	4	330 lb	0.01	150 kg	0.005	243 lb	\$12,432.00
102541	IFXS4-300II	31.5 x 31.5 in	4	660 lb	0.02	300 kg	0.01	243 lb	\$12,176.00
102542	IFXS4-600II	31.5 x 31.5 in	4	1320 lb	0.05	600 kg	0.02	243 lb	\$12,554.00
102543	IFXS4-1000II	31.5 x 31.5 in	4	2200 lb	0.1	1000 kg	0.05	243 lb	\$12,675.00
102544	IFXS4-1500II	31.5 x 31.5 in	4	3300 lb	0.1	1500 kg	0.05	243 lb	\$12,432.00
102545	IFXS4-150LG	39.4 x 23.6 in	4	330 lb	0.01	150 kg	0.005	243 lb	\$12,554.00
102546	IFXS4-300LG	39.4 x 23.6 in	4	660 lb	0.02	300 kg	0.01	243 lb	\$12,554.00
102547	IFXS4-600LG	39.4 x 23.6 in	4	1320 lb	0.05	600 kg	0.02	243 lb	\$12,798.00
102548	IFXS4-1000LG	39.4 x 23.6 in	4	2200 lb	0.1	1000 kg	0.05	243 lb	\$13,163.00
102549	IFXS4-1500LG	39.4 x 23.6 in	4	3300 lb	0.1	1500 kg	0.05	243 lb	\$12,798.00
102550	IFXS4-150LI	39.4 x 31.5 in	4	330 lb	0.01	150 kg	0.005	265 lb	\$12,920.00
102551	IFXS4-300LI	39.4 x 31.5 in	4	660 lb	0.02	300 kg	0.01	265 lb	\$13,041.00
102552	IFXS4-600LI	39.4 x 31.5 in	4	1320 lb	0.05	600 kg	0.02	265 lb	\$13,163.00
102553	IFXS4-1000LI	39.4 x 31.5 in	4	2200 lb	0.1	1000 kg	0.05	265 lb	\$13,407.00
102554	IFXS4-1500LI	39.4 x 31.5 in	4	3300 lb	0.1	1500 kg	0.05	265 lb	\$13,163.00
102555	IFXS4-150LL	39.4 x 39.4 in	4	330 lb	0.01	150 kg	0.005	375 lb	\$13,651.00
102556	IFXS4-300LL	39.4 x 39.4 in	4	660 lb	0.02	300 kg	0.01	375 lb	\$13,529.00
102557	IFXS4-600LL	39.4 x 39.4 in	4	1320 lb	0.05	600 kg	0.02	375 lb	\$13,651.00
102558	IFXS4-1000LL	39.4 x 39.4 in	4	2200 lb	0.1	1000 kg	0.05	375 lb	\$14,017.00
102559	IFXS4-1500LL	39.4 x 39.4 in	4	3300 lb	0.1	1500 kg	0.05	375 lb	\$13,651.00
102560	IFXS4-3000LL	39.4 x 39.4 in	4	6600 lb	0.2	3000 kg	0.1	375 lb	\$13,651.00
102561	IFXS4-150NL	49.2 x 39.4 in	4	330 lb	0.01	150 kg	0.005	397 lb	\$14,017.00
102562	IFXS4-300NL	49.2 x 39.4 in	4	660 lb	0.02	300 kg	0.01	397 lb	\$14,139.00
102563	IFXS4-600NL	49.2 x 39.4 in	4	1320 lb	0.05	600 kg	0.02	397 lb	\$14,139.00
102564	IFXS4-1000NL	49.2 x 39.4 in	4	2200 lb	0.1	1000 kg	0.05	397 lb	\$14,382.00
102565	IFXS4-1500NL	49.2 x 39.4 in	4	3300 lb	0.1	1500 kg	0.05	397 lb	\$14,260.00
102566	IFXS4-3000NL	49.2 x 39.4 in	4	6600 lb	0.2	3000 kg	0.1	397 lb	\$14,382.00
102567	IFXS4-150NN	49.2 x 49.2 in	4	330 lb	0.01	150 kg	0.005	481 lb	\$14,625.00
102568	IFXS4-300NN	49.2 x 49.2 in	4	660 lb	0.02	300 kg	0.01	481 lb	\$14,626.00
102569	IFXS4-600NN	49.2 x 49.2 in	4	1320 lb	0.05	600 kg	0.02	481 lb	\$14,870.00
102570	IFXS4-1000NN	49.2 x 49.2 in	4	2200 lb	0.1	1000 kg	0.05	481 lb	\$14,748.00
102571	IFXS4-1500NN	49.2 x 49.2 in	4	3300 lb	0.1	1500 kg	0.05	481 lb	\$14,748.00
102572	IFXS4-3000NN	49.2 x 49.2 in	4	6600 lb	0.2	3000 kg	0.1	481 lb	\$14,748.00
102573	IFXS4-150RN	59.1 x 49.2 in	4	330 lb	0.01	150 kg	0.005	547 lb	\$15,358.00
102574	IFXS4-300RN	59.1 x 49.2 in	4	660 lb	0.02	300 kg	0.01	547 lb	\$15,040.00
102575	IFXS4-600RN	59.1 x 49.2 in	4	1320 lb	0.05	600 kg	0.02	547 lb	\$15,358.00
102576	IFXS4-1000RN	59.1 x 49.2 in	4	2200 lb	0.1	1000 kg	0.05	547 lb	\$15,236.00
102577	IFXS4-1500RN	59.1 x 49.2 in	4	3300 lb	0.1	1500 kg	0.05	547 lb	\$15,358.00

Rails add 16.1 in to width

PRECISION INDUSTRIAL WEIGHING

www.ricelake.com | Phone: 800-472-6703

RICE LAKE

Minebea Intec IF Series

Explosion Proof Weighing Platforms

Part Number/Price

RLWS PN	Minebea PN	Weighing Surface Dimensions	# Load Cells	Capacity	Readability	Capacity	Readability	Est. Weight	Price
102578	IFXS4-300RN	59.1 x 59.1 in	4	6600 lb	0.2	3000 kg	0.1	547 lb	\$15,418.00
102579	IFXS4-150RR	59.1 x 59.1 in	4	330 lb	0.01	150 kg	0.005	628 lb	\$15,626.00
102580	IFXS4-300RR	59.1 x 59.1 in	4	660 lb	0.02	300 kg	0.01	628 lb	\$15,626.00
102581	IFXS4-600RR	59.1 x 59.1 in	4	1320 lb	0.05	600 kg	0.02	628 lb	\$15,966.00
102582	IFXS4-1000RR	59.1 x 59.1 in	4	2200 lb	0.1	1000 kg	0.05	628 lb	\$15,844.00
102583	IFXS4-1500RR	59.1 x 59.1 in	4	3300 lb	0.1	1500 kg	0.05	628 lb	\$15,843.00
102584	IFXS4-3000RR	59.1 x 59.1 in	4	6600 lb	0.2	3000 kg	0.1	628 lb	\$15,626.00
102585	IFXS4-150WR	78.7 x 59.1 in	4	330 lb	0.01	150 kg	0.005	739 lb	\$16,210.00
102586	IFXS4-300WR	78.7 x 59.1 in	4	660 lb	0.02	300 kg	0.01	739 lb	\$16,210.00
102587	IFXS4-600WR	78.7 x 59.1 in	4	1320 lb	0.05	600 kg	0.02	739 lb	\$16,210.00
102588	IFXS4-1000WR	78.7 x 59.1 in	4	2200 lb	0.1	1000 kg	0.05	739 lb	\$16,210.00
102589	IFXS4-1500WR	78.7 x 59.1 in	4	3300 lb	0.1	1500 kg	0.05	739 lb	\$16,210.00
102590	IFXS4-3000WR	78.7 x 59.1 in	4	6600 lb	0.2	3000 kg	0.1	739 lb	\$16,210.00

Rails add 16.1 in to width

Options/Accessories - Not Available On All Models

Part #	Description	Price
T4	Stop bar	Consult
T5	Tow bar and stop bar	Consult
T6	Two handles and two rollers	Consult
T7	Retractable wheels	Consult
T9	Bottom plate	Consult
T13	Four handles	Consult
T14	Integrated column	Consult
T15	Second ramp	Consult
Stainless Steel		
R2	316, T1, 2B cold-rolled steel, electropolished stainless steel	Consult
R6	304, 2B cold-rolled steel, electropolished stainless steel	Consult

Note: Consult factory for lifting device options and compatibility of combined options

Specifications

Indicator Connectivity:
Combics CAIXS2 with option

Weighing Design:
Electro magnetic

Cable Length:
9 ft (2.75 m)

Stability:
Weight stabilizes 1.5 second

Interface:
RS-485 standard

Power Requirements:
Requires YPS02-XKR (46518) hazardous area power supply or YPS02-ZKR (46517) safe area power supply

Construction:
Stainless steel platform, die cast or galvanized base construction (model dependent)

Ingress Protection:
CCE: IP54
EDE: IP65
IGG: IP67

Warranty:
Two-year limited warranty; accessories one year

Sample Order Configuration:

1. Select base
2. Select two power supplies – base and indicator
158644 CAIXS2
197168 CAIXS2 with A19 and M6 option



Standard Features

- Network-capable: RS-485 interface is X-bus compatible
- Built-in internal calibration function: at the touch of the unique ISO TEST Key, the IS platform calibrates and adjusts itself automatically using a built-in calibration weight
- High resolution: guarantees reliable weight readouts
- Fast weighing results: up to 50 times/second
- Stainless steel load plate: all scales come standard with stainless steel load plate
- High IP rating for ideal protection

Part Number/Price

RLWS PN	Minebea PN	Description	Pan size	Price
Stainless Steel				
181654	ISXBBS-3-H	6.8 lb x 0.00002 lb (3.1 kg x 0.01 g)	7.1 x 7.1 in	\$5,689.00
155875	ISXBBS-6-H	13.4 lb x 0.00002 lb (6.1 kg x 0.01 g)		\$4,465.00
Painted Steel				
155877	IS16EDE-HX	35 lb x 0.0002 lb (16 kg x 0.1 g)	15.8 x 11.8 in	\$5,243.00
155878	IS34EDE-HX	75 lb x 0.0002 lb (34 kg x 0.1 g)	15.8 x 11.8 in	\$5,566.00
155879	IS64EDE-SX	141 lb x 0.002 lb (64 kg x 1 g)	15.8 x 11.8 in	\$6,452.00
156371	IS64EDE-HX	141 lb x 0.0002 lb (64 kg x 0.1 g)	15.8 x 11.8 in	\$8,195.00
155880	IS150IGG-HX	330 lb x 0.002 lb (150 kg x 1 g)	32 x 24 in	\$7,529.00
155881	IS300IGG-HX	660 lb x 0.005 lb (300 kg x 2 g)	32 x 24 in	\$7,969.00

Options/Accessories

RLWS PN	Minebea PN	Description	Price
Power Supply Required (one for base and one for indicator)			
46518	YPS02-XUR	Hazardous area power supply	\$2,081.00
46517	YPS02-ZKR	Safe area power supply	\$1,408.00
Indicator and Options Required			
158644	CAIXS2	Combics Ex (requires 155918 and 155919)	\$2,301.00
197168	CAIXS2-UA19M26	Indicator, CAIXS2 EX IS-X	\$2,795.00
155918	A19	485 Interface	\$188.00
155919	M26	Cable to IS-X	\$265.00
155882	YDI05-ZU1	Zener barrier, RS-232, 20 m cable open end	\$991.00
103055	YDI05-ZU2	Zener barrier, RS-232, 14-pin end	\$991.00
103059	YDI05-ZU3	Zener barrier, RS-422, RS-232 (requires 6971413 RL# 50232 power supply) cable connection not included	\$835.00

Minebea Intec PR6201

Zinc-Plated Steel Star Mount Kits

**DISCONTINUED
LIMITED STOCK
AVAILABLE**



Junction Box not shown



The PR6201 mounting kit family is optimized for the PR 6201 load cell family to ensure best weighing performance. It covers the capacity range from 500 kg up to 300t. The special design allows a horizontal displacement in the unconstrained direction of the load cell. All constrainers are 100% maintenance free. There are two different materials available: stainless steel or mild steel zinc plated. Its unique design includes a dummy function to install the vessel without a load cell. The top load disc remains in place even when the load cell is not mounted. The design principle integrates a lift-off protection and built-in stops.

Standard Features

- Fast and easy installation
- Mounting kit with dummy function included
- Designed to withstand high lateral forces
- Maintenance-free constrainer and module construction
- Patent pending DE 101 38 435A1
- Approval Certificate "Germanischer Lloyd" No. 47-458-03HH
- Load cell output 1 mV/V
- 15-year load cell warranty
- 10,000 division load cell
- 45 kN zinc-plated mount destructive lateral force; 20 kN permissible lift-off protection
- Foot 20 kN lateral force and lift-off protection

LOAD CELL CERTIFICATIONS



Zinc-Plated Steel Options

Total Capacity		Load Cell Capacity		RLWS Part #	Minebea Part #	Price
3-Module Kit						
3,300 lb	1,500 kg	1,100 lb	500 kg	158706	PR6201-1531-U	\$7,820.30
6,600 lb	3,000 kg	2,200 lb	1,000 kg	158708	PR6201-3031-U	\$7,820.30
13,200 lb	6,000 kg	4,400 lb	2,000 kg	158710	PR6201-6031-U	\$7,820.30
19,800 lb	9,000 kg	6,600 lb	3,000 kg	158712	PR6201-9031-U	\$7,820.30
33,000 lb	15,000 kg	11,025 lb	5,000 kg	158716	PR6201-15031-U	\$7,820.30
66,000 lb	30,000 kg	22,050 lb	10,000 kg	158719	PR6201-30031-U	\$7,820.30
132,000 lb	60,000 kg	44,100 lb	20,000 kg	158721	PR6201-60031-U	\$8,004.80
198,000 lb	90,000 kg	66,140 lb	30,000 kg	158723	PR6201-90031-U	\$8,146.25
330,500 lb	150,000 kg	110,200 lb	50,000 kg	158725	PR6201-150031-U	\$8,779.70
4-Module Kit						
4,400 lb	2,000 kg	1,100 lb	500 kg	158707	PR6201-2041-U	\$9,771.90
8,800 lb	4,000 kg	2,200 lb	1,000 kg	158709	PR6201-4041-U	\$9,771.90
17,600 lb	8,000 kg	4,400 lb	2,000 kg	158711	PR6201-8041-U	\$9,771.90
26,400 lb	12,000 kg	6,600 lb	3,000 kg	158713	PR6201-12041-U	\$9,771.90
44,000 lb	20,000 kg	11,025 lb	5,000 kg	158718	PR6201-20041-U	\$9,771.90
88,000 lb	40,000 kg	22,050 lb	10,000 kg	158720	PR6201-40041-U	\$9,771.90
176,000 lb	80,000 kg	44,100 lb	20,000 kg	158722	PR6201-80041-U	\$10,017.90
264,500 lb	120,000 kg	66,140 lb	30,000 kg	158724	PR6201-120041-U	\$10,206.50
440,500 lb	200,000 kg	110,200 lb	50,000 kg	158726	PR6201-200041-U	\$11,051.10

Complete Kit Includes:

PR6201 load cell, PR6001/10 (11) mount, junction box, load cell extension cable;

Four-mount kit includes PR6001/00 or (01) N foot

**DISCONTINUED
LIMITED STOCK
AVAILABLE**

Minebea Intec PR6201 Stainless Steel Star Mount Kits

The PR6201 mounting kit family is optimized for the PR 6201 load cell family to ensure best weighing performance. It covers the capacity range from 500 kg up to 300 t. The special design allows a horizontal displacement in the unconstrained direction of the load cell. All constrainters are 100% maintenance free. There are two different materials available: stainless steel or mild steel zinc plated. Its unique design includes a dummy function to install the vessel without a load cell. The top load disc remains in place even when the load cell is not mounted. The design principle integrates a lift-off protection and built-in stops.



Junction Box not shown

Standard Features

- Fast and easy installation
- Mounting kit with dummy function included
- PR 6201 load cell for capacities ranging from 500 kg to 300 t
- Designed to withstand high lateral forces
- Maintenance free constrainters and module construction
- Patent pending DE 101 38 435A1
- Approval Certificate "Germanischer Lloyd" No. 47-458-03HH
- Load cell output 1 mV/V
- 15-year load cell warranty
- 10,000 division load cell
- 39 kN stainless steel mount destructive lateral force; 20 kN permissible lift-off protection
- Foot 20 kN lateral force and lift-off protection

LOAD CELL CERTIFICATIONS



Stainless Steel Options

Total Capacity		Load Cell Capacity		RLWS Part#	Minebea Part #	Price
3-Module Kit						
3,300 lb	1,500 kg	1,100 lb	500 kg	158727	PR6201-1532-U	\$9,342.43
6,600 lb	3,000 kg	2,200 lb	1,000 kg	158788	PR6201-3032-U	\$9,342.43
13,200 lb	6,000 kg	4,400 lb	2,000 kg	158731	PR6201-6032-U	\$9,342.43
19,800 lb	9,000 kg	6,600 lb	3,000 kg	158733	PR6201-9032-U	\$9,342.43
33,000 lb	15,000 kg	11,025 lb	5,000 kg	158735	PR6201-15032-U	\$9,342.43
66,000 lb	30,000 kg	22,050 lb	10,000 kg	158737	PR6201-30032-U	\$9,342.43
132,000 lb	60,000 kg	44,100 lb	20,000 kg	158739	PR6201-60032-U	\$9,526.93
198,000 lb	90,000 kg	66,140 lb	30,000 kg	158741	PR6201-90032-U	\$9,668.38
330,500 lb	150,000 kg	110,200 lb	50,000 kg	158743	PR6201-150032-U	\$10,301.83
4-Module Kit						
4,400 lb	2,000 kg	1,100 lb	500 kg	158729	PR6201-2042-U	\$11,642.53
8,800 lb	4,000 kg	2,200 lb	1,000 kg	158730	PR6201-4042-U	\$11,642.53
17,600 lb	8,000 kg	4,400 lb	2,000 kg	158732	PR6201-8042-U	\$11,642.53
26,400 lb	12,000 kg	6,600 lb	3,000 kg	158734	PR6201-12042-U	\$11,642.53
44,000 lb	20,000 kg	11,025 lb	5,000 kg	158736	PR6201-20042-U	\$11,642.53
88,000 lb	40,000 kg	22,050 lb	10,000 kg	158738	PR6201-40042-U	\$11,642.53
176,000 lb	80,000 kg	44,100 lb	20,000 kg	158740	PR6201-80042-U	\$11,888.53
264,500 lb	120,000 kg	66,140 lb	30,000 kg	158742	PR6201-120042-U	\$12,077.13
440,500 lb	200,000 kg	110,200 lb	50,000 kg	158744	PR6201-200042-U	\$12,921.73

Complete Kit Includes:

PR6201 load cell, PR6001/10 (11) mount, junction box, load cell extension cable;

Four-mount kit includes PR6001/00 or (01) N foot

Minebea Intec PR6202

Hygienic Weigh Module Kits



The PR6202 range of load cells is specially designed to meet the high demands of the food, pharmaceutical and chemical industries. These products are made completely from stainless steel and are specially designed for use with process vessels. All horizontal surfaces are inclined for easy draining, and gaps and undercuts have purposely been avoided. The materials and surface quality were also selected to ensure the load cell meets tried and tested international standards and specifications. Its unique design principle enables it to compensate for motions caused by mechanical/thermal contractions or expansions of containers and/or padding construction in combination with its mounting kit, which has been specially designed for this area of application. The PR6202 is designed for consistent, high accuracy.

Standard Features

- Proven rocker pin principle for accurate repeatability
- Easy corner adjustment by matched load cell output
- All stainless steel construction (316 stainless steel load cells)
- Wide operating temperature range
- High overload capacity
- Resists vibration for consistent high accuracy
- Hermetically sealed, IP68/69K (depth of 1.5 m for 10,000 hours)
- EX-version available (PR 6202/..E)
- 10,000 division load cell, 2 mV/V
- 15-year warranty
- 50 kN destructive lateral force, and 25 kN permissible lift-off protection
- Foot 35 kN lateral force and lift-off protection

LOAD CELL CERTIFICATIONS



Zinc-Plated Steel Options

Total Capacity		Load Cell Capacity		RLWS Part#	Minebea Part #	Price
3-Module Kit						
6,600 lb	3,000 kg	2,200 lb	1,000 kg	158761	PR6202-3032-U	\$11,110.55
13,200 lb	6,000 kg	4,400 lb	2,000 kg	158764	PR6202-6032-U	\$11,110.55
26,000 lb	12,000 kg	8,820 lb	4,000 kg	158767	PR6202-12032-U	\$11,411.90
39,500 lb	18,000 kg	13,230 lb	6,000 kg	158770	PR6202-18032-U	\$11,411.90
66,000 lb	30,000 kg	22,050 lb	10,000 kg	158772	PR6202-30032-U	\$11,411.90
165,000 lb	75,000 kg	55,120 lb	25,000 kg	158929	PR6202-75032-U	\$11,713.25
330,500 lb	150,000 kg	110,230 lb	50,000 kg	158775	PR6202-150032-U	\$13,327.63
4-Module Kit						
8,800 lb	4,000 kg	2,200 lb	1,000 kg	158762	PR6202-4042-U	\$13,812.45
17,600 lb	8,000 kg	4,400 lb	2,000 kg	158765	PR6202-8042-U	\$13,812.45
35,000 lb	16,000 kg	8,820 lb	4,000 kg	158769	PR6202-16042-U	\$14,214.25
52,900 lb	24,000 kg	13,230 lb	6,000 kg	158771	PR6202-24042-U	\$14,214.25
88,000 lb	40,000 kg	22,050 lb	10,000 kg	158773	PR6202-40042-U	\$14,214.25
220,000 lb	100,000 kg	55,120 lb	25,000 kg	158774	PR6202-100042-U	\$14,616.05
440,500 lb	200,000 kg	110,230 lb	50,000 kg	158776	PR6202-200042-U	\$16,768.55

Complete Kit Includes:

PR6202 load cell, PR6002/10S (11S) mount, junction box, load cell extension cable;

Four-mount kit includes PR6002/04S or (05S) foot

Minebea Intec Contego-Hygienic Weigh Module Kits

Lateral Cable Outlet

The protective cover made of FDA-compliant silicone ensures a reliable encapsulation of the module and prevents the intrusion of dirt and microorganisms. The connecting geometry between protective cover and mounting plates guarantees a safe fitting and, together with the already excellent resistance to aging of the silicone, ensures reliable protection over years.

The Contego® weighing module therefore represents an absolutely hygienic unity of load cell and installation kit. As a result, you can refrain from using other expensive and complicated constructions to protect the weighing technology against dirt.

Besides the hygienic aspect, the Contego weighing module provides all the other important mechatronic functions for a fast operational startup and reliable results. The integrated constraint holds the process vessel in the proper position and, at the same time, allows movement through thermal expansion of the vessel. The integrated lift-off protector is a reliable safety feature to protect the vessel from tilting. At the same time, this feature can be used as a lifting system as well. This way, the vessel leg can be raised a few millimeters without using supplemental tools.

A PR6241 S-type load cell is used with this module. This series is distinguished by its unmatched reliability, robustness and stability, enabling years of undisturbed usage without any readjustment, in addition to the high measuring accuracy and reproducibility.

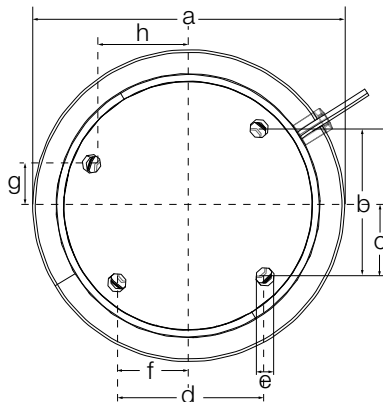


Junction Box not shown

Standard Features

- Compact and absolute hygienic weighing solution for a load range up to 2 t
- Quick and seamless installation
- Easy cleaning without residue
- High chemical resistance
- Protective cover made of FDA-compliant silicone
- Integrated S-like lift-off protector and jack-up function with constrainer for horizontal forces
- Proven rocker pin principle for accurate repeatability
- 10,000 divisions
- Load cell, 2 mV/V
- 15-year load cell warranty
- 30 kN destructive lateral force and 8 kN permissible lift-off protection

LOAD CELL CERTIFICATIONS



Options/Accessories

Part #	Type	Minebea Part #	Description	Price
160438	PR6041/80S	9405 360 41802	Bottom plate, tank leg connection	\$380.28

Lateral Cable Outlet Options

Total Capacity		Load Cell Capacity		RLWS Part #	Minebea Part #	Price
3-Module Kit						
660 lb	300 kg	220 lb	100 kg	158832	CTG-332A-U	\$8,816.60
1,300 lb	600 kg	440 lb	200 kg	158834	CTG-632A-U	\$8,816.60
1,900 lb	900 kg	660 lb	300 kg	158892	CTG-932A-U	\$8,816.60
3,300 lb	1500 kg	1,100 lb	500 kg	158837	CTG-1532A-U	\$8,816.60
6,600 lb	3000 kg	2,200 lb	1,000 kg	158839	CTG-3032A-U	\$8,816.60
13,200 lb	6,000 kg	4,400 lb	2,000 kg	158841	CTG-6032A-U	\$8,816.60
4-Module Kit						
880 lb	400 kg	220 lb	100 kg	158833	CTG-442A-U	\$11,556.43
1,700 lb	800 kg	440 lb	200 kg	158835	CTG-842A-U	\$11,556.43
2,500 lb	1200 kg	660 lb	300 kg	158836	CTG-1242A-U	\$11,556.43
4,400 lb	2000 kg	1,100 lb	500 kg	158838	CTG-2042A-U	\$11,556.43
8,800 lb	4000 kg	2,200 lb	1,000 kg	158840	CTG-4042A-U	\$11,556.43
17,600 lb	8000 kg	4,400 lb	2,000 kg	158842	CTG-8042A-U	\$11,556.43

Complete Kit Includes:

Contego load cell, junction box, load cell extension cable

Dimensions

Rated Capacity	A	B	C	D	E	F	G	H
in/mm								
Lateral cable	8.3 in (210 mm)	3.7 in (94 mm)	1.9 in (47 mm)	3.7 in (94 mm)	0.5 in (12 mm)	1.9 in (47 mm)	1.1 in (29 mm)	2.4 in (60 mm)

Minebea Intec Contego-Hygienic Weigh Module Kits

Top Cable Outlet



Junction Box not shown

Standard Features

- Compact and absolute hygienic weighing solution for a load range up to 2 t
- Quick and seamless installation
- Easy cleaning without residue High chemical resistance
- Protective cover made of FDA-compliant silicone
- Integrated S-like lift-off protector and jack-up function with constrainer for horizontal forces
- Proven rocker pin principle for accurate repeatability
- 10,000 divisions
- Load cell, 2 mV/V
- 15-year load cell warranty
- 30 kN destructive lateral force and 8 kN permissible lift-off protection

LOAD CELL CERTIFICATIONS



The protective cover made of FDA-compliant silicone ensures a reliable encapsulation of the module and prevents the intrusion of dirt and microorganisms. The connecting geometry between protective cover and mounting plates guarantees a safe fitting and, together with the already excellent resistance to aging of the silicone, ensures reliable protection over years.

The Contego® weighing module therefore represents an absolutely hygienic unity of load cell and installation kit. As a result, you can refrain from using other expensive and complicated constructions to protect the weighing technology against dirt.

Besides the hygienic aspect, the Contego weighing module provides all the other important mechatronic functions for a fast operational startup and reliable results. The integrated constraint holds the process vessel in the proper position and, at the same time, allows movement through thermal expansion of the vessel. The integrated lift-off protector is a reliable safety feature to protect the vessel from tilting. At the same time, this feature can be used as a lifting system as well. This way, the vessel leg can be raised a few millimeters without using supplemental tools.

A PR6241 S-type load cell is used with this module. This series is distinguished by its unmatched reliability, robustness and stability, enabling years of undisturbed usage without any readjustment, in addition to the high measuring accuracy and reproducibility.

Options/Accessories

Part #	Type	Minebea Part #	Description	Price
160438	PR6041/805	9405 36041802	Bottom plate, tank leg connection	\$380.28

Top Cable Outlet Options

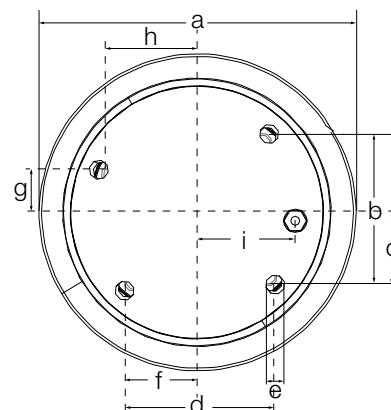
Total Capacity		Load Cell Capacity		RLWS Part #	Minebea Part #	Price
3-Module Kit						
660 lb	300 kg	220 lb	100 kg	158843	CTG-332B-U	\$8,816.60
1,300 lb	600 kg	440 lb	200 kg	158845	CTG-632B-U	\$8,816.60
1,900 lb	900 kg	660 lb	300 kg	158847	CTG-932B-U	\$8,816.60
3,300 lb	1,500 kg	1,100 lb	500 kg	158849	CTG-1532B-U	\$8,816.60
6,600 lb	3,000 kg	2,200 lb	1,000 kg	158851	CTG-3032B-U	\$8,816.60
13,200 lb	6,000 kg	4,400 lb	2,000 kg	158853	CTG-6032B-U	\$8,816.60
4-Module Kit						
880 lb	400 kg	220 lb	100 kg	158844	CTG-442B-U	\$11,556.43
1,700 lb	800 kg	440 lb	200 kg	158846	CTG-842B-U	\$11,556.43
2,500 lb	1,200 kg	660 lb	300 kg	158848	CTG-1242B-U	\$11,556.43
4,400 lb	2,000 kg	1,100 lb	500 kg	158850	CTG-2042B-U	\$11,556.43
8,800 lb	4,000 kg	2,200 lb	1,000 kg	158852	CTG-4042B-U	\$11,556.43
17,600 lb	8,000 kg	4,400 lb	2,000 kg	158854	CTG-8042B-U	\$11,556.43

Complete Kit Includes:

Contega load cell, junction box, load cell extension cable

Dimensions

Rated Capacity	A	B	C	D	E	F	G	H	I
in/mm									
Top cable	8.3 in (210 mm)	3.7 in (94 mm)	1.9 in (47 mm)	3.7 in (94 mm)	0.5 in (12 mm)	1.9 in (47 mm)	1.1 in (29 mm)	2.4 in (60 mm)	2.2 in (55 mm)



Minebea Intec PR5220 Ethernet Transmitter

Specifications

Housing:

Housing IP20 according to DIN 40050
Mounting on DIN Rail 35 mm according to DIN 46277
Material: polyamide RoHS conform

Dimensions:

Version 00 (W x D x H): 3.9 x 4.6 x 1.77 in
(99 x 116 x 45 mm)
Versions 01, 04, 06, 07 (W x D x H): 3.9 x 4.6 x 2.68 in (99 x 116 x 68 mm)

Supply Voltage:

24 VDC, $\pm 20\%$

Power Consumption:

6 W / 8 W (Versions /01, /04, /06, /07)

Control Outputs:

Quantity: 3 opto-isolated output, passive,
Voltage: max. 30 VDC:
Current: max. 30 mA
Functions: Limits, weight status

Control Inputs:

Quantity: 3, opto-isolated input, passive,
Functions: zero setting, taring
Voltage: max. 30 VDC
Current: max. 10 mA

In-Output:

All I/O circuits fully galvanically isolated from sensor input and supply

Load Cell Connection:

All strain gauge load cells; 6- or 4-wire connection

Load Cell Supply:

12 V, short-circuit proof. External load cell supply possible

Minimum Load Impedance:

Min. 75 Ω e.g. 6 load cells with 600 Ω or 4 load cells with 350 Ω

Measuring Principle:

Measuring amplifier: Delta-Sigma converter
Measuring time: min 5 ms - max. 1600 ms

Input Range:

7.5 mV (appr. 4.8 Mio. div.) Usable resolution: 0.2 μ V/d

Input Signal:

Measuring signal: 0 to 36 mV (for 100 % nominal load)

W & M Approval (in preparation):

10,000 e class III acc. to EN 45501; according to OIML R76, min. verification interval: 0.5 μ V/e

Linearity:

< 0.002 %

Temperature Effects:

Zero: TK0 m < 0.02 μ V/K RTI
Span: TKspan < \pm 2 ppm/K

Digital Filter for Load Cell:

4th order (low pass), Bessel, aperiodic or Butterworth

Ethernet Interface (functions):

Ethernet IP and Modbus/TCP
Definition of an IP address: – AutoIP; – DHCP Server classification; – manual entering of an IP address
Automatic detection of signal transmission and corresponding change over (cross-over or patch cable)
Webservice via SOAP/UPnP (Simple Object Access Protocol)
Synchronous Modbus UDP

Status Indicator:

Status LEDs to signal operation and error conditions.

Analogue Output:



The PR5220 Ethernet transmitter sets new standards in process instrumentation. The standard Ethernet TCP/IP interface enables easy transmission of information to super ordinate systems.

Specifications (cont.)

0 to 10 or 4-20 mA, internal resolution 16-bit, usable step-width: 0.5 μ A max. load 500 Ω ; user configurable

Serial Interfaces:

RS422/485 via screw terminals
Protocol: Remote display, SMA and Minebea digital scales (XBPI-protocol)

Electrical Connections:

All electrical connections via modular screw terminals for 2.5 mm² max. System Phoenix/COMBICO

Temperature:

WandM: -10° C to 40° C
Operation: -10° C to 50° C
Storage: -40° C to 70° C

Weight:

Version 00:
Net: 0.29 kg
Versions 01, 04, 06, 07
Net: 0.35 kg

Standard Features

- Configuring via VNC
- OPC server
- Full digital signal processing with up to 4.8 Mio divisions internal resolution
- SmartCalibration feature for fast calibration even without weights
- Requires supply voltage of 24 VDC
- IP20 housing, DIN Rail Mount
- Verifiable with remote display up to 10,000 e, CL III (EN 45501, OIML R76)
- Precision analog output
- Serial RS-485/422 interface
- CD supplied with software suite
- 10,000 divisions at six samples per second

Part Number/Price

Part #	Type	Minebea Part #	Description	Price
158856	PR5220/00	940515220003	PR5220 Ethernet Transmitter TCP/IP, 4-20 mA	\$1,614.00
158857	PR5220/01	940515220013	PR5220 Ethernet Transmitter TCP/IP, 4-20 mA with Profibus DP	\$1,942.00
158858	PR5220/04	940515220043	PR5220 Ethernet Transmitter TCP/IP, 4-20 mA with DeviceNet	\$1,942.00
158859	PR5220/06	940515220063	PR5220 Ethernet Transmitter TCP/IP, 4-20 mA with ProfiNet	\$1,942.00
158891	PR5220/07	940515220073	PR5220 Ethernet Transmitter TCP/IP, 4-20 mA with EtherNet IP	\$1,942.00

Minebea Intec PR5230 Fieldbus Transmitter



The fieldbus transmitter PR5230 is a product for readout and transmit weight values to installed networks and control systems. LCD display is configurable and displays up to 10 items, and can be installed at the process. Through the different interface upgrade possibilities and the robust stainless steel housing, the PR5230 is an innovative and flexible process unit.

Specifications (cont.)

Digital Filter for Load Cell:

4th order (low pass), Bessel, aperiodic or Butterworth

Ethernet Interface for Optional IP Card:

Ethernet TCP/IP and Modbus® TCP

Definition of an IP address: – AutoIP; – DHCP Server classification; – manual entering of an IP address

Automatic detection of signal transmission and corresponding change over (cross-over or patch cable)

Web service via SOAP/UPnP (Simple Object Access Protocol) Synchronal Modbus UDP

Serial Interfaces/strong>

RS 422/485 and RS232

Protocols: Remote Display, SMA, Modbus RTU, printer and Minebea digital scales (XBPI – protocol)

Options Analogue Output PR 5230/06 (C11):

0-10 VDC or 4-20 mA, internal resolution 16 bit, usable stepwidth: 0.5 µA max. load 500 Ω, user configurable

Fieldbus PR 1721/4x (C2x):

Profibus®-DP, Interbus-S, DeviceNet®, CC-Link, Profinet® and EtherNet/IP®

Load Cell Connection Board PR 5230/22 (C31):

For the internal connection of up to 4 Load cells (instead using a cable junction box)

Environmental Conditions Temperature:

WandM: -10° C to 40° C

Operation: -10° C to 50° C

Storage: -20° C to 70° C

ATEX Approvals PR 5230:

II 3G Ex nA nC IIC T4

II 3D Ex tD A22 IP6X T80° C

SAG 09ATEX004X

II (2)G [Ex ib] IIC

II (2)D [Ex ibD]

KEMA 10 ATEX 0065 X

Standard Features

- IP66, stainless steel, electro-polished construction
- Display for weight and status information
- OIML approval for 10,000e, and an internal resolution of 4 and 8 Mio. counts
- SmartCalibration feature for fast calibration even without weights
- Serial Interface RS-485/422 and RS-232
- Option cards: Analog output 0 to 10 or 4-20 mA, DeviceNet and Ethernet/IP
- Load cell connection board for up to four load cells

Part Number/Price

Part #	Type	Minebea Part #	Description	Price
158861	PR5230/00	9405 152 30000	PR5230 transmitter in field housing	\$2,276.00

Options/Accessories

Part #	Type	Minebea Part #	Description	Price
158863	PR1721/47	9405 317 21471	EtherNet IP interface module	\$1,046.00
158864	PR1721/44	9405 317 21441	DeviceNet interface module	\$917.00
160431	PR5230/06	9405 352 30061	0 to 4-20 mA interface module	\$169.00

Specifications

Housing:

Housing IP66 material: stainless steel electro-polished
RoHS conform

Dimensions:

(W x D x H): 13.78 x 9.84 x 5.91 in
(350 x 250 x 150 mm)

Weight:

Net: 1.45 kg (3.2 lb)

Display and Status:

LCD, transfective, back-lit

Weight: 6-digits

Size: 128 + 64 pixel, graphic

Information can be configured

Status LEDs to signal operation and error conditions.

Internal Keys:

In the housing: 3 keys for Zero, Tare, Test

Supply Voltage:

230 VAC, (+10/-15 %): 24 VDC, (±20 %)

Power Consumption:

11 W

Control Outputs:

Quantity: 3

Relay output, passive,

Functions: Limits, weight status

Voltage: max. 30 VDC:

Current: max. 30 mA

Control Inputs:

Quantity: 3 opto-isolated input, passive,

Functions: zero setting, taring

Voltage: max. 30 VDC

Current: max. 10 mA

Remote I/O:

The I/O can be set internally via a function and remote via fieldbus or PC

In/Output:

All I/O circuits fully galvanically isolated from sensor input and supply 3 inputs/3 outputs (relays)

Load Cell Connection:

All strain gauge load cells; 6- or 4-wire connection

Load Cell Supply:

12 V, short-circuit proof. External load cell supply possible.

Minimum Load Impedance:

Min. 75 Ω (e.g. 6 load cells with 600 Ω or 4 load cells with 350 ohm)

Measuring Principle:

Measuring amplifier: Delta-Sigma converter

Measuring time: min 5 ms – max. 1600 ms

Accuracy:

7.5 nV (appr. 4.8 Mio. div.) Usable resolution: 0.2 µV/d

LC Input Signal:

Measuring signal: 0 bis 36 mV (for 100 % nominal load)

WandM Approval (in preparation):

10,000 e class III acc. to EN 45501; according to OIML R76, min. verification interval: 0.5 µV/e at 160 ms

Linearity:

< 0.003 %

Temperature Effects:

Zero: TK0 m < 0.05 µV/K RTI

Span: TKspan < ±2.5 ppm/K

APPROVALS



Printers

TABLE OF CONTENTS

RICE LAKE SURVIVOR® SST3®892	ZEBRA® QLN420926
Washdown Label Printer	Mobile Printer
RICE LAKE GUARDIAN™894	DTL928
Stainless Steel Printer Enclosure	Direct Thermal Label
RICE LAKE GUARDIAN G-2™894	DTL PLUS/DTT929
Steel Printer Enclosure	DTL-SYN929
RICE LAKE POLY GUARD895	TTL930
Clear Printer Enclosure	Thermal Transfer Label
HONEYWELL E-CLASS III896	TTT STANDARD TAG931
HONEYWELL M-4206 MARK II/ M-4210 MARK II897	SDR SUPER DURABLE RIBBON931
HONEYWELL I-4212E MARK II899	FANTASTOCK THERMAL TRANSFER LABEL931
Direct Thermal Printer	MAXWAX™ GPR932
HONEYWELL H-4212 / H-4310901	General-Purpose Ribbon
Direct Thermal/Thermal Transfer Label Printer	TAPE AND TICKET PRINTER IMPACT RIBBONS933
HONEYWELL DMXREW1903	TAPE PRINTER PAPER SUPPLIES934
Label Rewinder/Unwinder	ELECTRONIC SCALE TICKETS935
EPSON® TM-T88V904	MECHANICAL SCALE TICKETS936
POS Printer	Create Your Own Custom Ticket
EPSON® TM-U220905	REPLACEMENT PRINT HEADS937
Tape Printer	PRINTER CABLES938
EPSON® TM-U295906	DUST COVERS939
Ticket Printer	
EPSON® TM-U590907	
Ticket Printer	
GODEX® DT2X908	
Label Printer	
GODEX® DT4XW909	
Label Printer	
GODEX® G500910	
Label Printer	
OKIDATA 186 PLUS912	
Microline Printers	
OKIDATA 320/390/420 TURBO913	
Microline Printers	
PRINTEK MTP400SI915	
Mobile Printer	
STAR® MICRONICS SP298916	
Dot Matrix Ticket Printer	
STAR® SP512/SP542/SP712/SP742918	
Dot Matrix Printers	
STAR® TSP 847920	
Receipt Thermal Printer	
STAR® TSP654II/TSP743 II921	
Direct Thermal Printers	
ZEBRA® ZD 410/TLP 2824 PLUS923	
Thermal Printer	
ZEBRA ZD SERIES924	
Label Printer	

ESPAÑOL | Visite ricelake.com/spanish
para ver todos los materiales
Rice Lake que están
disponibles en español.

Product names, logos, brands and other trademarks featured
or referred to within this publication are the property of their respective trademark holders.

Rice Lake SURVIVOR® SST3®

Washdown Label Printer



Standard Features

- IP69K rating
- Washdown 304 stainless steel enclosure
- Electronics protected from splashes
- Direct thermal
- 203 dpi printhead
- Label length detection
- Real-time clock
- USB, serial or parallel communications
- Line mode

Options

- Wireless or wired ethernet
- Heater
- Thermal transfer
- Cutter
- Present sensor

APPROVALS



Specifications

Print Speed:

2 in to 10 in per second
(51 mm to 152 mm)

Supply Roll Capacity:

8 in (203 mm) O D on 1.5 in to 3.0 in
(38 mm to 76.2 mm) cores.

Bar Code Modulus:

5 mil to 55 mil "X" dimension in picket fence or
ladder orientations

Media Width:

0.75 in to 4.65 in (17 mm to 118 mm)

Media Type:

Roll fed, die-cut or continuous labels;
perforated or continuous tag/ticket stock

Print Length:

0.25 in to 99 in (6 mm to 2475 mm)

Media Thickness:

0.0025 in to 0.0100 in (0.0635 mm to 0.254 mm)

Ribbons (Optional):

Industry standard ribbon widths:
1 in (25 mm) ribbon core, 1,476 ft (450 m) in length

Bar Codes:

Code 3 of 9, UPC-A, UPC-E, Interleaved 2 of 5, code
128, EAN-8, EAN-13, HIBC, Codabar, Plessey, UPC 2
and 5-digit addendums, Code 93, Postnet, UCC/Ean
Code 128, Telepen, UPS MaxiCode, FIM, PDF417,
USD-8, Datamatrix, QR Code, Aztec, TLC 39, Micro
PDF417, RSS

Graphics Support:

PCX, BMP and IMG files

Memory:

16 MB RAM (8 MB FLASH)
3 MB user available

Rating/Material:

IP69K/Stainless Steel 304

Interfaces:

USB, Centronics® Parallel port, RS-232 at 600 to
38,400 BPS

Power Source:

Auto-sensing 103.5 to 126.50 or 207 to 253 VAC at
47 to 63 Hz; US or European power cord

Operating Temperature:

40° F to 95° F (4° C to 35° C)

Dimensions:

(H x W x L): 27 x 14 x 13.6 in
(686.8 x 355.6 x 345.4 mm)

Approvals:

UL listed, CE marked

Processor:

Dragon ball, 150 MHz

Warranty:

One-year limited warranty
One-year or 1-million linear inches on original print
head. 90 days on replacement print head

Part Number/Price

Part #	Description	Est. Weight	Price
107402	SST3 direct thermal, peel and present, internal rewinder included	70 lb	\$4,775.00
110303	SST3 direct thermal, peel and present, internal rewinder with heater installed	70 lb	\$5,130.00
111868	SST3 direct thermal, peel and present, internal rewinder, 230 VAC European power cord	70 lb	\$4,775.00
111871	SST3 direct thermal, peel and present, internal rewinder, 230 VAC European power cord, heater	70 lb	\$5,130.00

Options/Accessories

Part #	Description	Price
111121	Heater kit for SST3 115 VAC (for installs after printer has been purchased)	\$505.00
111872	Heater kit for SST3, 230 VAC (for installs after printer has been purchased)	\$505.00
76729	Thermal transfer option Mark II	\$100.00
76732	Present sensor only M Class	\$125.00
52412	Network connectivity (MPS-1T,) 10 mbps micro print server	\$495.00
35664	Pre-saturated cleaning cards, 4 x 6 in, 25/box	\$50.00
93181	Film, print head cleaning 4 in wide, three/box	\$18.00
76734	Programmer's manual (PDF included on Honeywell CD-ROM)	\$125.00
77562	Operating manual (PDF included on Honeywell CD-ROM)	\$25.00
109181	Manual service SST3	\$15.00
76735	Maintenance manual, M class	\$83.00
103372	Internal LAN (Ethernet) card	\$250.00
113764	Wireless and LAN card, attaches to back, external antenna	\$940.00
103374	USB Host, LAN and wireless card, internal antenna	\$550.00

Label Stock/Ribbon (W x L)		
21776	Direct thermal, 3 x 3 in, 8 in diameter with perf., 2,000/roll	\$40.25/roll
150921	Direct thermal, 4 x 6 in, 8 in diameter with perf., 1,000/roll	\$30.50/roll
25975	Direct thermal, 4.25 x 2.5 in, 6 in diameter with perf., 1,095/roll	\$25.65/roll
21785	Thermal transfer, 2 x 1 in, 8 in diameter, 5,500/roll	\$12.95/roll
21788	Thermal transfer, 4 x 6 in, 8 in diameter, 1,000/roll	\$17.90/roll
20573	Thermal transfer, 4 x 6.5 in, 8 in diameter, 900/roll	\$19.20/roll
126629	Thermal kit, (4) 4 in labels, (2) 4 in ribbons and cleaning card	\$100.95
34056	Ribbon, black 4 in, 1,182 ft, wax	\$25.25/roll

Print Head		
103369	Print head 203 dpi, M4210 only	\$495.00

Cables		
41276	DB9 male RS-232 serial data cable with blunt end (Rice Lake indicators)	\$65.00
64794	DB9 RS-232 serial data cable with DB9F to DB9M	\$65.00
79074	USB-A (male) to USB-B (male) cable, 6ft	\$30.00
Consult	Custom 20 mA/RS-232 serial interface cable	\$100.00

Custom cables are designed to interface with your specific equipment. Please specify equipment model number and connector type.

Standard cable length is 5 ft. \$2.00 charge for each additional foot.

Rice Lake GUARDIAN™

Stainless Steel Printer Enclosure



Guardian Plus/Guardian Max

Specifications

Enclosure:

304 stainless steel; piano-style hinge

Dimensions:

Part #66762: (H x W x D): 14.25 x 14.25 x 21.25 in
(361.2 x 361.2 x 539.7 mm)

Weight:

Approximately 38 lb (17.2 kg)

Warranty:

One-year limited warranty

Standard Features

- Designed to protect the Honeywell, I-4208, I-4308 and I-4212 printers from harsh washdown environments
- Single lift-and-turn latch for easy access
- Adjustable anti-skid feet for easy leveling alignment and cleaning under unit
- Sliding label-access door
- Heavy-gauge 304 stainless steel construction for durability

Part Number/Price

Part #	Description	Est. Weight	Price
66762	Guardian stainless steel printer enclosure for Honeywell I-4206, I-4208, I-4308, I-4212 and Mark II	38 lb	\$2,900.00

Consult factory for additional models and pricing

Rice Lake GUARDIAN G-2™

Steel Printer Enclosure



Guardian G-2

Specifications

Enclosure:

Heavy-gauge 304 stainless steel

Dimensions:

Part #78672: (W x H x D): 12.75 x 8.25 x 18.5 in
(323.8 x 209.5 x 469.9 mm)

Weight:

Approximately 30 lb (13.6 kg)

Warranty:

One-year limited warranty

Standard Features

- Designed to protect various printers from harsh washdown environments
- Single lift-and-turn latch for easy access
- Adjustable anti-skid feet for easy leveling alignment and cleaning under unit
- Sliding label-access door
- Heavy-gauge 304 stainless steel construction for durability

Part Number/Price

Part #	Description	Est. Weight	Price
78672	Guardian, G-2 for Zebra TLP2844	24 lb	\$1,150.00
99465	Guardian, G-2, LP2844, GKD	24 lb	\$1,150.00
107638	Guardian, G-2 RL-42DT, DT4	24 lb	\$1,150.00
107639	Guardian, G-2 RL-42TT, G500	24 lb	\$1,150.00

Options/Accessories

Part #	Description	Price
46341	Heater option	\$210.00
46342	Fan option	\$110.00

Specifications

Dimensions:

Part #88531: (W x T x L): 13 in x 12 ¾ in x 23 ½ in
 Add ½ in sides for latches and ½ in side door
 Part #88532: 14 in x 14 ¾ in x 24 1/2 in
 Add ½ in sides for latches and ½ in side door

Weight:

24 lbs

Enclosure:

¾ in Polycarbonate
 Base-natural polyethylene (butcher's block)

Warranty:

90-day limited warranty



Standard Features

- Designed for use in meat and food processing plants
- Cover separates from bottom
- In washdown position, stainless latches hold bottom and cover together
- Power and data cable feed through sealed notch in back of enclosure
- Side door for easy label loading

Part Number/Price

Part #	Description	Price
88531	Enclosure, Honeywell M-Class	\$1,200.00
88532	Enclosure, Honeywell I-Class	\$1,450.00
Consult	Additional models available	Consult

Options/Accessories

Part #	Description	Price
Consult	Ventilation fan	Consult
Consult	Heater assembly with power	Consult

Honeywell E-Class III



Standard Features

- Printer
- 203 dpi (8 dots/mm) print resolution
- Drop-in media loading
- USB, RS-232 or parallel
- Gap label, black mark plain or fanfold label
- Label length detection
- Direct thermal and thermal transfer models
- Rugged construction to double wall and concentric hinges
- Media viewing window
- Field-installable options
- NETira software

Part Number/Price

Part #	Description	Est. Weight	Price
Basic Model			
121119	Printer, E-4204B direct thermal, tear bar 110/240 VAC printer	6 lb	\$495.00
Advanced Mode			
121120	Printer, E-4205A, direct thermal, 110/240 V printer	6 lb	\$595.00
121122	Printer, E-4205A, direct thermal, peel and present, 110/240 V printer	6 lb	\$630.00

Options/Accessories

Part #	Description	Price
126769	Peel and present option for basic model	\$145.00
64794	RS-232 DB9F to DB9M nine-pin serial cable	\$65.00
79074	USB-A (male) to USB-B (male) cable, 6ft	\$30.00
41276	6 ft serial cable, DB9 to blunt end (Rice Lake indicators)	\$65.00
68517	External rewinder/unwinder Honeywell REW1, 110 V	\$495.00
112517	Printhead, 203 dpi E-Class II/III	\$125.00
38941	Cleaning pens for open print head printers, 12 per box	\$57.00
Label Stock/Ribbon (W x L)		
40332	Direct thermal, 2.25 x 2 in, 5 in diameter with perf., 1,445/roll	\$14.25
53251	Direct thermal, 4.0 x 3 in, 5 in diameter with perf., 930/roll	\$23.35
40331	Direct thermal, 4.0 x 4.0 in, 5 in diameter with perf., 745/roll	\$23.35
37345	Direct thermal, 4.0 x 6.0 in, 5 in diameter with perf., 450/roll	\$20.00
53261	Thermal transfer, 4.0 x 3.0 in, 5 in diameter with perf., 930/roll	\$18.05
35477	Ribbon, 3.5 in x 360 ft, general purpose	\$8.25
35478	Ribbon, 4.33 in x 360 ft, general purpose	\$10.65

Specifications

Print Speed:

Basic: 4 inches per second
Advanced: 5 Inches per second (IPS) (127 mm/s)

Print Length Range:

0.375 to 99 in (9.5 to 2,514 mm)

Print Width:

4.25 in maximum

Media Types:

Label Roll OD: Max 5.0 in
Core: 1 in
Fan-fold, die-cut or continuous labels, perforated or continuous tag/ticket stock
Width: 0.75 to 4.4 in
Thickness: 0.0025 to 0.01 in
Sensing: Basic-fixed position
Advanced: Positional adjustable sensors capable of gap between labels, black bar on back, and notch or hole sensing

Printer language:

DPL, PL-Z or PL-E emulation

Ribbon:

Coated side in or coated side out (CSI/CSO)
Width range 1.0-4.3 in (25 to 109 mm)
Core: 0.5-1.0 in (13 to 25 mm)

Resident Fonts:

10 alphanumeric fonts from 0.08 to 0.25 in including OCR-A, OCR-B, CG
Triumvirate smooth font from AGFA

Bar Codes:

Linear (Code 3 of 9, Code 93, Code 128), UCC/EAN-128, UPC E, EAN 8/13, Interleaved 2 or 5, Codabar, Post Net, HIBC, UPC 2 and 5 Addendums, Plessey and Telepen

2-D Symbolologies:

MaxiCode, PDF417, Datamatrix, QR Code, USD-8, Aztec, TLC 39, Micro PDF417

Dimensions:

(W x L x H): 8.01 x 7.36 x 11.1 in
(203.5 x 187 x 282 mm)

Memory:

64MB Flash/16 MB DRAM

Interfaces:

Baud rate: up to 38,400 BPS
Standard: USB and RS-232 (DB-9)
Advanced model mini-parallel centronics also

Power:

Auto switching 100/240 VAC, 50/60 Hz,
U.S. Power Cord

Environment:

Operation: 40° F to 95° F (4° C to 35° C)

Operating Temperature:

40° F to 95° F (4° C to 35° C)

Weight:

5.2 lb (2.4 kg)

Warranty:

One-year limited warranty

Honeywell M-4206 Mark II/M-4210 Mark II

Specifications

Print Speed:

M-4206 Mark II: 2 in to 6 in per second
(51 mm to 152 mm)
M-4210 Mark II: 2 in to 10 in per second
(51 mm to 152 mm)
M4308: 2 in to 8 in per second
(51 mm to 203 mm)

Supply Roll Capacity:

8 in (203 mm) O D on 1.5 in to 3.0 in
(38 mm to 76.2 mm) cores
Fanfold stock accepted from rear and bottom of
printer

Bar Code Modulus:

5 mil to 55 mil "X" dimension in picket fence or
ladder orientations

Media Width:

0.75 in to 4.65 in (17 mm to 118 mm)

Media Type:

Roll fed or fan-fold materials, die-cut or continuous
labels; perforated or continuous tag/ticket stock

Print Length:

0.25 in to 99 in (6 mm to 2,475 mm)

Media Thickness:

0.0025 in to .01 in (.0635 mm to .254 mm)

Ribbons:

Industry standard ribbon widths; 1 in (25 mm)
ribbon core, 1,476 ft (450 m) in length

Bar Codes:

Code 3 of 9, UPC-A, UPC-E, Interleaved
2 of 5, Code 128, EAN-8, EAN-13, HIBC,
Codabar, Plessey, UPC 2 and 5 digit
addendums, Code 93, Postnet, UCC/EAN
Code 128, Telepen, UPS MaxiCode, FIM,
PDF417, USD-8, Datamatrix, QR Code, Aztec,
TLC 39, Micro PDF417, RSS

Graphics Supported:

.PCX, .BMP and .IMG files

Memory:

M4206: 8 MB RAM (8 MB FLASH),
1 MB user available
M4210: 16 MB RAM (8 MB FLASH),
3 MB user available

Construction:

Metal

Interfaces:

USB, Centronics® parallel port, RS-232 at 600
to 38,400 BPS

Power Source:

Auto-sensing 90 to 132 or 180 to 264 VAC at 47 to
63 Hz; specify appropriate power supply and cord
when ordering

Operating Temperature:

40° F to 95° F (4° C to 35° C)

Overall Dimensions:

(H x W x D): 10.21 x 10.10 x 18.19 in
(259 x 257 x 462 mm)

Approvals:

UL listed, CSA certified, CE marked, TUV-GS safety
standards, FCC Class A emissions, RoHS and
WEE compliant

Processor:

M-4206 Mark II Dragonball, 100 MHz
M-4210 Mark II Dragonball, 150 MHz

Weight:

27 lb

Warranty:

One-year limited warranty.
One-year or 1 million linear inches on original print
head. 90 days on replacement print head



RFID OPTION

Standard Features

- 203 dpi (8 dots/mm) print resolution (M4308, 300 dpi)
- Lightweight die-cast aluminum frame
- Supplies loading diagram embossed into the frame
- Collapsible ribbon hub for loading and unloading of ribbons
- Media window
- Scaleable font engine
- USB, serial and parallel communications
- Reverse fields/mirror image (fonts/graphics can be printed as a normal or reverse image)
- Real-time clock (M-4210)
- Support CD-ROM (contains DMX EM conf. tool, Windows® print drivers and manuals)
- Line mode
- LCD Graphical Display

Options

- R-series RFID HF and UHF M210 Mark II
- Cutter
- Present sensor
- Internal rewind
- Thermal transfer
- Peel/present
- Wired/wireless Ethernet

APPROVALS



Honeywell M-4206 Mark II/M-4210 Mark II

Part Number/Price

Part #	Description	Est. Weight	Price
M-4206 Mark II			
103364	Label printer, M-4206 Mark II direct thermal, 115/230 VAC	27 lb	\$1,145.00
103365	Label printer, M-4206 Mark II direct thermal, 115/230 VAC, Ethernet	27 lb	\$1,395.00
M-4210 Mark II			
103367	Label printer, M-4210 Mark II direct thermal, 115/230 VAC	27 lb	\$1,395.00
103366	Label printer, M-4210 Mark II direct thermal 115/230 VAC, Ethernet	27 lb	\$1,645.00
108891	Label printer, M-4210 Mark II direct thermal, peel and present, internal rewind	30 lb	\$1,800.00
Consult	Label printer, M-4308 models by request		Consult

Options/Accessories

Part #	Description	Price
76729	Thermal transfer option (coated side in)	\$100.00
76730	Peel mechanism and present sensor (requires internal rewinder)	\$205.00
76731	Internal rewinder	\$200.00
76732	Present sensor only	\$125.00
76733	Standard cutter kit for 10 mil stock	\$495.00
35664	Pre-saturated cleaning cards, 4 x 6 in 25/box	\$50.00
93181	Film, print head cleaning 4 in wide, 3/box	\$18.00
76734	Programmer's manual (PDF included on Honeywell CD-ROM)	\$125.00
77562	Operating manual (PDF included on Honeywell CD-ROM)	\$25.00
103372	Internal LAN (Ethernet) card	\$250.00
103373	Wireless and LAN card	\$475.00
103374	USB host, LAN and wireless card M-4210 only	\$550.00
Label Stock/Ribbon (W x L)		
21776	Direct thermal, 3 x 3 in, 8 in diameter with perf., 2,000/roll	\$40.25/roll
150921	Direct thermal, 4 x 6 in, 6 in diameter with perf., 1,000/roll	\$30.50/roll
25975	Direct thermal, 4.25 x 2.5 in, 6 in diameter, with perf. 1,095/roll	\$25.65/roll
21785	Thermal transfer, 2 x 1 in, 8 in diameter, 5,500/roll	\$12.95/roll
21788	Thermal transfer, 4 x 6 in, 8 in diameter, 1,000/roll	\$17.90/roll
20573	Thermal transfer, 4 x 6.5 in, 8 in diameter, 900/roll	\$19.20/roll
34056	Ribbon, black, 4 in, 1,181 ft, wax	\$25.25/roll
126629	Thermal kit, (4) 4 x 4 in labels, (2) 4 in ribbons and 1 cleaning card	\$100.95
Print Head		
103369	Print head 203 dpi M-class, M4210 only	\$495.00
103368	Print head 203 dpi M-4206	\$495.00
Cables		
41276	DB9 male RS-232 serial data cable with blunt end (Rice Lake indicators)	\$65.00
64794	DB9 RS-232 serial data cable with DB9F to DB9M	\$65.00
37527	6 ft parallel cable	\$35.00
79074	USB-A (male) to USB-B (male) cable, 6ft	\$30.00

Honeywell I-4212e Mark II

Direct Thermal Printer

Specifications

Print Speed:

12 in per second (305 mm)

Resolution:

203 DPI (8 dots/mm)

Maximum Print Width:

4.094 in (104 mm)

Media Width:

1 in to 4.65 in (25 to 118 mm)

Print Length:

0.25 in to 99 in (6 mm to 2,475 mm) .75 in (19 mm)
minimum print length with optional present sensor

Supply Roll:

8 in (203 mm) maximum diameter on 1.5 in to 3 in
(38 mm to 76 mm) core.
Fan-fold stock accepted from rear of printer

Revolving Media Hubs:

Standard in 1.5 in and 3 in; optional 40 mm

Ribbons:

Industry standard ribbon widths; 1 in (25 mm)
ribbon core, 1,968 ft (600 m) in length
Auto-sensing option

Bar Codes:

Code 39, Interleaved 2 of 5, Code 128 (subsets A,B and C), Codabar, LOGMARS, UPC-A, UPC-E, UPC 2 and 5 digit addendums, EAN-8, EAN-13, EAN 2 and 5 digit addendums, UPC random weight, Code 93, MSI Plessey, Universal Shipping Container Symbolology, UCC/EAN Code 128, QR Code, Postnet, Code 128 MOD 43, PDF 417, Micro PDF, UPS MaxiCode (mode 2 and 3), Datamatrix, Telepen, Aztec Code

Graphics Support:

.PCX, .BMP and .IMG files

Dimensions:

(H x W x D): 12.7 x 12.62 x 18.6 in
(322.6 x 320.5 x 472.4 mm)

Interfaces:

Centronics® parallel port (IEEE 1284 compliant), RS-232 at 300 to 38,400 BPS, USB, optional Ethernet

Power Source:

Auto-sensing 90-264 VAC at 47-63 Hz; specify appropriate power cord when ordering

Approvals:

UL listed, CSA certified, CE marked, RoHS and WEE compliant

Warranty:

One-year limited warranty on parts.
One-year or 1 million linear inches on original print head
90 days on replacement print head



Standard Features

- 203 dpi (8 dots/mm) print resolution
- Easy-to-read liquid crystal display (LCD)
- 3 in and 1.5 in (76.2 mm and 38.1 mm) revolving media hub
- 32 MB/64 MB memory
- Media window
- Honeywell CD-ROM (contains Windows® print drivers and manuals)
- NETira software

Options

- R-series RFID HF and UHF M210 Mark II
- Cutter
- Present sensor
- Internal rewind
- Thermal transfer
- Peel/present
- Wired/wireless Ethernet

APPROVALS



Honeywell I-4212e Mark II

Direct Thermal Printer

Part Number/Price

Part #	Description	Est. Weight	Price
131143	Label printer, I-4212e direct thermal, 115 VAC	50 lb	\$1,595.00
131145	Label printer, I-4212e direct thermal, 115 VAC, with internal rewind	50 lb	\$1,795.00
131146	Label printer, I-4212e direct thermal, 115 VAC Peel and Present, internal rewind	50 lb	\$1,945.00
131144	Label printer, I-4212e direct thermal, 230 VAC, Euro and British cord	50 lb	\$1,595.00

Options/Accessories

Part #	Description	Price
131147	Thermal transfer option bidirectional	\$100.00
131148	Peel mechanism and present sensor (requires internal rewinder)	\$205.00
131149	Internal rewinder	\$200.00
131150	Internal Ethernet, interface kit (field installable)	\$325.00
131151	Wired LAN with Wireless-LAN 802.11 a/b/g with WPA 2 security protocol	\$500.00
53918	Standard cutter kit for 10 mil stock	\$695.00
131152	GP10 applicator interface card	\$225.00
35664	Pre-saturated cleaning cards, 4 x 6 in, 25/box	\$50.00
93181	Film, print head cleaning 4 in wide, 3/box	\$18.00
38941	Cleaning pens, 12 per box	\$57.00
64898	Additional programmer's manual	\$125.00
64896	Additional maintenance manual	\$129.00
75098	Additional operating manual	\$60.00
53918	Cutter kit	\$695.00
Label Stock/Ribbon (W x L)		
21776	Direct thermal, 3 x 3 in, 8 in diameter with perf., 2,000/roll	\$40.25/roll
150921	Direct thermal, 4 x 6 in, 8 in diameter with perf., 1,000/roll	\$30.50/roll
25975	Direct thermal, 4.25 x 2.5 in, 6 in diameter with perf., 1,095/roll	\$25.65/roll
21785	Thermal transfer, 2 x 1 in, 8 in diameter, 5,500/roll	\$12.95/roll
21788	Thermal transfer, 4 x 6 in, 8 in diameter, 1,000/roll	\$17.90/roll
20573	Thermal transfer, 4 x 6.5 in, 8 in diameter, 900/roll	\$19.20/roll
126629	Thermal kit, (4) 4 x 4 in labels, (2) 4 in ribbons and 1 cleaning card	\$100.95
34056	Ribbon (black), 4 in, 1,181 ft, wax	\$25.25/roll
Cables		
41276	DB9 male RS-232 serial data cable with blunt end (Rice Lake indicators)	\$65.00
64794	DB9F to DB9M RS-232 cable	\$65.00
79074	USB-A (male) to USB-B (male) cable, 6ft	\$30.00
Print Head		
131153	Printhead, 203 dpi, I-4212e	\$450.00

Honeywell H-4212 / H-4310

Direct Thermal/Thermal Transfer Label Printer



Specifications

Print Speed:

H-4310(x): 2 in to 10 in per second
H-4212(x): 2 in to 12 in per second (50.8 to 304.8 mm) in 0.5 in (0.01 mm) programmable increments

Resolution:

H-4212x-200 dpi
H-4310x-300 dpi

Maximum Print Width/Length:

Width: 4.10 in (H-4212x) 4.16 in (H-4310x)
Length: 0.25 in to 99 in (6 mm to 2475 mm) 0.75 in (19 mm) minimum print length with optional present sensor

Media Width:

1 in to 4.65 in (25 mm to 118 mm)

Supply Roll:

8 in (203 mm) maximum diameter on 3 in (76 mm) core. Fan-fold stock accepted from rear and bottom of printer

Ribbons:

Industry standard ribbon widths; 1 in (25 mm) ribbon core, 1,968 ft (600 m) in length

MCL:

Macro Command Language allows printer to control the printing application

Dimensions:

H-4212: (H x W x D): 13.0 x 12.6 x 18.9 in
H-4310: (H x W x D): 16.37 x 12.51 x 18.83 in
RFID printers (Contact Rice Lake)
CABINET: Metal construction, clear side window

Bar Codes:

Code 3 of 9, Interleaved 2 of 5, Code 128, Codabar, UPC-A, UPC-E, UPC 2 and 5 digit addendums, EAN-8, EAN-13, EAN 2 and 5 digit addendums, Code 93, Plessey, UCC/EAN Code 128, Postnet, PDF 417, UPS MaxiCode, Datamatrix, FIM, Telepen, HIBC, Aztec, TLC39, QR Code, PDF417, USD-8, Micro PDF41, 7, RSS, USPS-4

Graphics Support:

.PCX, .BMP and .IMG files

Memory:

8 MB Flash Memory; 16 MB DRAM memory

Interfaces:

Centronics® parallel port (IEEE 1284 compliant), RS232/422 at 2400 to 38400 BPS
Ethernet, USB

Power Source:

Auto-sensing 115, 230 VAC 50/60 Hz; specify appropriate power cord when ordering

Operating Temperature:

32° F to 100° F (0° C to 38° C)

Approvals:

UL listed, CSA certified, CE marked, FCC Class A emissions standard, TUV-GS safety standards, RoHS and WEE compliant

Weight:

47 lb

Warranty:

One-year limited warranty on parts.
One-year or 1 million linear inches on original print head. 90 days on replacement print head.

Standard Features

- Peel and present
- Thermal transfer
- Nine bitmapped fonts
- Scalable engine
- Revolving media hub
- 16 MB RAM (optional)
- Media window
- 8 MB flash RAM
- Options easily field-installed
- Honeywell CD-ROM (contains Windows® print drivers and manuals)
- MCL Enabled
- Optional R series RFID and RFID ready printers
- Real-time clock
- Secure digital input (SDID) card slot-SDID flash memory card

APPROVALS



Honeywell H-4212 / H-4310

Direct Thermal/Thermal Transfer Label Printer

Part Number/Price

Part #	Description	Est. Weight	Price
H-4212			
96885	Label printer, H-4212X, direct/thermal transfer, internal rewind 203 dpi	47 lb	\$3,330.00
H-4310			
96886	Label printer, H-4310X, direct/thermal transfer, internal rewind 300 dpi	54 lb	\$3,530.00

Options/Accessories

Part #	Description	Price
96955	Honeywell rfNet Internal 802.11b Wi-Fi card	\$525.00
68517	External rewinder/unrewinder DMX	\$495.00
96956	Standard cutter kit for 10 mil stock	\$1,395.00
53913	Expansion board 8 MB flash	\$165.00
Label Stock/Ribbon (W x L)		
21776	Direct thermal, 3 x 3 in, 8 in diameter with perf., 2,000/roll	\$40.25/roll
150921	Direct thermal, 4 x 6 in, 6 in diameter with perf., 460/roll	\$30.50/roll
25975	Direct thermal, 4.25 x 2.5 in, 6 in diameter with perf., 1,095/roll	\$25.65/roll
21785	Thermal transfer, 2 x 1 in, 8 in diameter, 5,500/roll	\$12.95/roll
21788	Thermal transfer, 4 x 6 in, 8 in diameter, 1,000/roll	\$17.90/roll
20573	Thermal transfer, 4 x 6.5 in, 8 in diameter, 900/roll	\$19.20/roll
126629	Thermal kit, (4) 4 in labels, (2) 4 in ribbons and 1 cleaning card	\$100.95
34056	Ribbon (black), 4 in, 1,181 ft wax	\$25.25/roll
Print Head		
96957	Print head 203 dpi (H-4212x)	\$450.00
Cables		
15547	Blunt end, 25-Pin D-sub male RS-232 serial interface cable (Rice Lake indicators)	\$65.00
41502	PC to printer DB9 AT-style interface cable	\$55.00
79074	USB-A (male) to USB-B (male) cable, 6 ft	\$30.00
64794	RS-232 DB9FM/M null modem	\$65.00

Note: The following models are available by special order.

H-6210= 6 in wide, 203 dpi

H-6308= 6 in wide, 300 dpi

H-4408= 4 in wide, 400 dpi

H-4606= 4 in wide, 600 dpi

Honeywell DMXREW1

Label Rewinder/Unwinder

Specifications

Label Width:

Up to 4.5 in (113 mm)

Maximum Label Roll Weight:

8.5 lb (3.9 kg)

Label Roll Diameter:

Up to 8 in (200 mm)

Core Diameter:

Use any cardboard core from 1 in to 4 in (25 mm to 102 mm)

Speed:

Up to 10 ips (25+ mm/sec)
Switch adjustable rewind force
No adjustments are required

Start/Stop:

Convenient ON-OFF switch

Direction:

Bidirectional

Power Requirements:

115 VAC 60 Hz

Overall Size:

(H x W x D) 9 x 6 x 11 in
(229 x 152 x 279 mm)

Weight:

13 lb (5.9 kg)

Approvals:

UL listed, CSA certified

Warranty:

One-year limited warranty on parts and labor



Standard Features

- Rewinds or dispenses label rolls up to 4 in (101.6 mm) wide, up to 8 in (203 mm) diameter at 10 in (254 mm) per second
- Adjustable core holder
- Coreless rewinding
- Steel construction
- Anti-slip feet
- Constant adjustable Torque™ technology
- Bidirectional operation
- ON-OFF start/stop switch
- Inner label flange to keep edge of label web aligned as labels are rewound
- Compatible with all Datamax-O'Neil® I Series and Rice Lake SURVIVOR® SST printers

APPROVALS



Part Number/Price

Part #	Description	Est. Weight	Price
68517	Honeywell REW1 label rewinder/unwinder, 115 VAC	14 lb	\$495.00

EPSON® TM-T88V

POS Printer

**Standard Features**

- High-speed printing of both text and graphics (up to 300 mm/second)
- True grayscale image printing
- Best-in-class reliability
- Convenient drop-in paper loading, auto cutter and status LEDs
- ENERGY STAR® qualified
- Accommodates 58 mm or 80 mm paper roll
- Paper saving print features
- Improved cover protects from dust and debris
- OS support for Microsoft® Windows® 7, Vista, XP, 2000; Mac OS X v10.4, v10.5, v10.6 (Power PC/Intel Processor) and Linux

Part Number/Price

Part #	Description	Price
117233	TM-T88V, RS-232 and USB, PS-180 Power supply	\$580.00
117234	TM-T88V, USB and Wireless Ethernet, 802.11 B PS-180 Power supply	\$825.00

Options/Accessories

Part #	Description	Price
23112	Power supply, PS-180	\$110.00
69917	One-ply thermal, (W) 3.125 in (75.44 mm, 2.97 in dia.) 7/16 core 230 ft	\$5.00
83007	Parallel Option connect-it cartridge	\$62.00
15568	25-Pin D-sub male to 25-Pin D-sub male RS-232 serial interface cable	\$65.00
15547	Blunt end, 25-Pin D-sub male RS-232 serial interface (Rice Lake indicators)	\$65.00
Consult	Custom RS-232 serial cable	Consult
79074	USB-A (male) to USB-B (male) cable, 6 ft	\$30.00
167545	TM88IV and V printhead	\$125.00

Specifications**Interface:**

Built-in USB and serial interface; built-in USB and Ethernet; or built-in USB and Wireless LAN

Data Buffer:

Receive buffer: Selectable as 45 bytes or 4 KB using the DIP switch

Paper Dimensions:

80 mm: 3.13 in x 3.27 in diameter or 58mm: 2.26 in x 3.27 in diameter

Weight:

1.6 kg (3.53 lb)

Color:

Gray

Paper Thickness:

55-80 µm

Print Speed:

300 mm/s {11.81 inch/s}

Safety Standards:

EMI: FCC/ICES-003 Class A
Safety standards: UL60950-1/CSA C22.2 No.60950-1

Power:

24 VDC ±7%

Power Consumption:

Approx. 1.8 A (mean)

Temperature:

Operating : 31° F to 113° F (5° C to 45° C)
Storage: 140F to 122° F (-10° C to 50° C)

Reliability:

MTBF: 360,000 hours
MCBF: 70 million lines

Overall Dimensions:

(W x D x H): 5.71 x 7.68 x 5.83 in
(145 x 195 x 148 mm)

Warranty:

One-year warranty

Specifications

Print Speed:

Approximately 4.7 lines per second

Column Capacity:

40/42 or 33/35 columns

Characters Per Line:

40 characters

Print Area:

3 in (76.2 mm) W

Character Formation:

7 x 9 and 9 x 9 dot matrix

Character Height:

0.12 standard font

Character Set:

95 alphanumeric characters,
37 international characters,
128 x 12 graphic characters

Line Spacing:

0.17 in (4.32 mm)

Print Head Life:

Approximately 100 million strokes/pin

Form Thickness:

0.002 in to 0.003 in (0.06 to 0.085 mm)

Ribbon:

Cassette-type purple ribbon. Ribbon life is approximately 1.5 million characters (continuous prints). Black ink also available.

Serial Interfaces:

RS-232 compatible (25-Pin D-sub) or USB model

Baud Rates:

4800, 9600

Parity:

7 or 8 bits, none, even or odd

Operating Temperature:

32° F to 122° F (0° C to 50° C)

Stop Bits:

1 or more

Handshaking:

DTR/DSR or XON/XOFF control selectable

Overall Dimensions:

Type A: (W x D x H): 6.3 x 11.3 x 6.2 in
(160 x 286 x 157.5 mm)

Type D: (W x D x H): 6.3 x 9.7 x 5.4 in
(160 x 248 x 138.5 mm)

Approvals:

UL listed, CSA-certified, CE marked

Warranty:

Two-year limited warranty (includes print head)



Standard Features

- Nine-pin dot matrix print head
- High-speed 4.7 to 6.0 lines per second printing
- Drop-in paper set and auto paper loading
- Automatically transmits changes in printer status
- RS-232
- Optional connect-it cartridges for parallel, USB, 10 Base-T
- Uses MI88D mechanism

APPROVALS



Part Number/Price

Part #	Description	Est. Weight	Price
81076	TM-U220D, RS-232, 115/230 VAC, gray	10lb	\$420.00
81077	TM-U220A, internal rewind and cutter, RS-232, 115/230 VAC, gray	10lb	\$625.00
164387	TM-U220D, USB, 115/230 VAC, gray	10lb	\$450.00

Options/Accessories

Part #	Description	Price
83007	Parallel option connect-it cartridge	\$62.00
35666	Protective dust cover	\$60.00
31296	Ink cartridge (purple)	\$12.00
66499*	Ink cartridge (black and red)	\$12.00
69916	One-ply Bond paper roll, (W x L) 3 in x 150 ft (76.2 mm x 45.7 m, 3 in) OD	\$5.00/roll
69915	Two-ply Bond paper roll, (W x L) 3 in x 90 ft (76.2 mm x 27.4 m), white/canary yellow 3 in OD	\$7.00/roll
35667	Additional operating manual	\$16.00
72309	Power supply, 12 VDC vehicle cigarette plug	\$185.00
23112	115 VAC power supply (included with printer)	\$110.00
Cables		
15568	25-Pin D-sub male to 25-Pin D-sub male RS-232 serial interface cable	\$65.00
15547	Blunt end, 25-Pin D-sub male RS-232 serial interface cable (Rice Lake indicators)	\$65.00

Interfaces to: Rice Lake indicators with a serial port screw terminal connection. Consult custom 20 mA/RS-232 serial interface cable \$100.00 Custom cables are designed to interface with your specific equipment. Please specify equipment model number and connector type. Standard cable length is 5 ft. \$2.00 charge for each additional foot.

*Red/Black ribbon to turn on ASCII code-27,1,14,48 ON 27,1,14,49 OFF

EPSON® TM-U295

Ticket Printer



Standard Features

- High-speed 1.9 to 2.3 lines per second printing
- Single copy or up to four-part multicopy ticket printing
- Functions in slave capacity, printing information sent via RS-232

APPROVALS



Part Number/Price

Part #	Description	Est. Weight	Price
23113	TM-U295 Ticket Printer, RS-232, 115/230 VAC with power supply, cool white	9lb	\$615.00
35891	TM-U295 Ticket Printer, 115/230 VAC with RS-232 and power supply, 25 DB to blunt end cable, cool white	9lb	\$660.00
33816	TM-U295 Ticket Printer, RS-232, 24 VDC, cool white	9lb	\$585.00

Options/Accessories

Part #	Description	Price
29582	Protective dust cover	\$55.00
29584	Ink cartridge (purple) ERC-27	\$12.00
29583	Ink cartridge (black) ERC-27B	\$12.00
23112	Power supply	\$110.00
34344	Additional operating manual	\$20.00
72309	Power supply, 12 VDC vehicle cigarette plug	\$185.00
Cables		
15568	25-Pin D-sub male to 25-Pin D-sub male RS-232 serial interface cable	\$65.00
15547	Blunt end, 25-Pin D-sub male RS-232 serial interface cable (Rice Lake indicators)	\$65.00
41279	25-Pin D-sub male to 9-Pin D-sub male, RS-232 with handshaking	\$65.00
32810	25-Pin D-sub male to 8-Pin D-sub male, RS-232 with handshaking	\$65.00
Consult*	Custom 20mA/RS-232 serial interface cable	\$100.00

*Custom cables are designed to interface with your specific equipment. Please specify equipment model number and connector type.

Standard cable length is 5 ft. \$2.00 charge for each additional foot.

Specifications

Print Speed:

1.9 to 2.3 lines per second (5 x 7 character, 3 dot line spacing)

Column Capacity:

35/42 columns

Characters Per Line:

35 standard font

Print Area:

2.59 in W (65.8 mm W)

Character Formation:

5 x 7 and 7 x 7 dot matrix

Character Height:

0.11 standard font

Character Set:

Full 96-character ASCII; with software control, 32 international characters, 128 x 2 graphic characters

Line Spacing:

0.16 in (4.06 mm) software programmable in 1/60 in units

Print Head Life:

Approximately 100 million strokes/pin

Form Thickness:

Single-ply: 0.003 in to 0.009 in

(0.08 mm to 0.23 mm)

Copy paper: 0.003 in to 0.014 in

(0.08 mm to 0.36 mm)

Ribbon:

Cassette-type purple ribbon. Ribbon life is approximately 1.5 million characters (continuous prints). Black ink also available.

Serial Interfaces:

RS-232 compatible (25-Pin D-sub)

Baud Rates:

1200, 2400, 4800, 9600, selectable

Parity:

7 or 8 bits, none, even or odd

Stop Bits:

1 or more

Handshaking:

DTR/DSR or XON/XOFF control selectable

Overall Dimensions:

(W x D x H): 7.08 x 7.49 x 3.99 in

(180 x 190.5 x 101.5 mm)

Approvals:

UL listed, CSA certified, CE marked

Warranty:

One-year limited warranty (includes print head)

Specifications

Print Method:

Nine-pin, serial impact dot matrix

Font:

7 x 9 and 9 x 9

Column Capacity:

88/66 columns

Character Size:

(W x H): 0.05 in x 0.12 in/0.06 in x 0.12 in
(1.3 mm x 3.1 mm/1.6 mm x 3.1 mm)

Character Set:

Alphanumeric: 95
International: 32
Graphic: 128 x 10

Characters Per Inch:

16.7 CPI/12.5 CPI

Serial Interfaces:

RS-232/Bidirectional parallel/RS-485

Data Buffer:

4K/69 bytes

Paper Dimensions:

(W x L): 2.76 x 2.76 in/8.26 x 11.69 in
(70 x 70 mm/210 x 297 mm)

Paper Thickness:

0.003 in to 0.014 in (0.09 mm to 0.36 mm)

Copy Capabilities:

One original and four copies

Power:

24 VDC ±10%

Power Consumption:

Approx. 43 W
Drawer Kickout Device Function:
Two drives

Ribbon:

ERC-31 (purple)

Overall Dimensions:

(W x D x H): 9.92 x 10.47 x 7.28 in
(252 x 266 x 185 mm)

Approvals:

CE marked, FCC class A, VCC #1,
UL and C-UL listed, TUV

Warranty:

One-year limited warranty (includes print head)



Standard Features

- High-speed 2.8 lines per second printing for 88 columns of print; 4.9 lines per second printing for 40 columns
- Single copy and up to five-part
- Wide slip capability of A4 size documents
- Functions in slave capacity, printing information sent via RS-232
- 5.2 in wide print area

APPROVALS



Part Number/Price

Part #	Description	Est. Weight	Price
68502	TM-U590 Ticket Printer, RS-232 with power supply, 115/230 VAC, cool white	12lb	\$1,095.00
128726	TM-U590 Ticket Printer, RS-232 with European power supply, 115/230 VAC, cool white	12lb	\$1,130.00
164391	TM-U590, USB, with 115/230 VAC power supply, cool white	12lb	\$1,250.00

Options/Accessories

Part #	Description	Price
68525	Ink cartridge (purple) ERC-31	\$12.00
104145	Ink cartridge (black) ERC-31B	\$12.00
23112	Power supply, U.S. version PS-180	\$110.00
128746	Power supply, European version of PS-180	\$135.00
111840	Protective dust cover	\$65.00
68562	Additional operating manual	\$12.00
68725	Technical manual	\$35.00
72309	Power supply, 12VDC vehicle cigarette plug	\$185.00
Cables		
15568	25-pin D-sub male to 25-pin D-sub male RS-232 serial interface cable	\$65.00
15547	Blunt end, 25-Pin D-sub male RS-232 serial interface cable (Rice Lake indicators)	\$65.00
41279	25-pin D-sub male to nine-pin D-sub male, RS-232 with handshaking Interfaces to: Rice Lake indicators with a serial port screw terminal connection	\$65.00
32810	25-pin D-sub male to eight-pin D-sub male, RS-232 with handshaking Interfaces with DC-190, DC-100, DC-200, DC-300	\$65.00
Consult	Custom 20 mA/RS-232 serial interface cable	\$100.00

Custom cables are designed to interface with your specific equipment. Please specify equipment model number and connector type.

Standard cable length is 5 ft. \$2.00 charge for each additional foot.

GoDEX® DT2x

Label Printer



Standard Features

- Auto language emulations GEPL, GZPL
- Free GoLabel design software for EZPL
- 203 dpi (8 dot/mm)
- Drop-in media loading
- USB or RS-232 interface
- Plain, gap label, black, mark or fanfold label
- Label length detection
- Direct thermal
- Model G500- direct thermal/thermal transfer
- 32 Bit CPU
- Serrated tear bar

Part Number/Price

Part #	Description	Est. Weight	Price
167515	DT2x 2 in direct thermal, time and date 10/240 VAC printer	2.65 lb	\$345.00
167626	Label peeler, black	—	\$39.00
167627	Cutter, black	—	\$200.00
107532	Print head	—	\$110.00
Cables			
41276	6 ft serial cable DB9 M to blunt end (Rice Lake indicators)	—	\$65.00
79074	USB-A (male) to USB-B (male) cable, 6 ft	—	\$30.00
64661	6 ft serial cable DB9 M to 8-Pin DIN	—	\$65.00
64660	6 ft serial cable DB9 M to DB9 male	—	\$65.00
Consult	Custom RS-232 serial cable	—	\$100.00

Options/Accessories

Part #	Description	Price
38941	Cleaning pen for open print head printers 12/box	\$57.00
35664	Cleaning cards, (W x L) 4x 6 in for RL-42DT and RL-42TT	\$50.00
111085	Power supply, printers	\$158.00
15438	Power cord, detachable	\$17.75
193466	Real-time clock for DT4xW	\$20.00
Label Stock/Ribbon		
110347	Direct thermal, (W x L) 2.25 x 1.25 in, 5 in diameter with perf., 2,100/roll	\$12.80/roll
40332	Direct thermal, (W x L) 2.25 x 2 in, 5 in diameter with perf., 1,445/roll	\$14.25/roll
110348	Direct thermal, (W x L) 2.25 x 3 in, 5 in diameter with perf., 950/roll	\$13.50/roll
110349	Direct thermal, (W x L) 2.25 x 4 in, 5 in diameter with perf., 700/roll	\$10.80/roll
65617	Direct thermal, (W x L) 2.25 x 4.5 in, 5 in diameter with perf., 600/roll	\$14.60/roll
110346	Direct thermal, (W x L) 1.20 x 0.85 in, 5 in diameter with perf., 2710/roll	\$8.25/roll
47761	Direct thermal, (W x L) 2.5 x 121 ft, continuous 12 rolls/case	\$66.00/case

Specifications

Print Speed:

Up to 7 ips

Print Length:

Minimum: 0.16 in
Maximum: 68 in

Print Width:

2.12 in

Media:

Continuous form, gap labeling, black mark sensing and punched sensing
Label roll O.D. max: 5.0 in

Core:

1 in, 1.5 in
Thickness: 0.06 mm to 0.20 mm

Printer Language:

GZPL or GEPL, EZ PL auto switch

Resident Fonts:

11 resident alphanumeric fonts (included OCR A and B) are expandable eight times horizontally and vertically. All bit mapped fonts in eight orientations

Bar Codes:

Code 39, Code 93, Code 128 (subset A, B, C), UCC/EAN - 128 K-Mart, UCC/EAN - 128, UPC A/E (add on 2 and 5), 2 of 5, EAN 8/13 (add on 2 and 5), Codabar, Post Net, EAN 128, DUN 14, MaxiCode, HIBC, Plessey, Random Weight, Telepen, FIM, China Postal Code, RPS 128, PDF 417, Datamatrix code, QR Code

Dimensions:

(L x H x W): 8.58 x 6.77 x 3.94 in
(218 x 172 x 100 mm)

Interfaces:

Baud rate 4800 to 115200; DB9
USB port U2.0 (B-type)
Ethernet (RJ-45)

Memory:

8 MB flash

Power:

Auto switching 100/240 VAC 50/60 Hz

Environment:

Operation: 41° F to 104° F (5° C to 40° C)
Storage: -4° F to 122° F (-20° C to 50° C)

Humidity:

Operation: 30 to 85 % non-condensing, free air
Storage: 10 to 90 % non-condensing, free air

Approvals:

CE (EMC), FCC Class A, CB, CUL, CCC

Warranty:

Two-year limited warranty

APPROVALS



Specifications

Print Speed:

Up to 7 ips

Print Length:

Minimum: 0.16 in
Maximum: 68 in

Print Width:

4.25 in

Media:

Continuous form, gap labeling, black mark sensing and punched sensing
Label roll O.D. max: 5.0 in

Real Time Clock:

Standard

Core:

1 in, 1.5 in
Thickness: 0.06 mm to 0.20 mm

Printer Language:

GZPL or GEPL, EZ PL auto switch

Resident Fonts:

11 resident alphanumeric fonts (included OCR A and B) are expandable eight times horizontally and vertically. All bit mapped fonts in eight orientations

Bar Codes:

Code 39, Code 93, Code 128 (subset A, B, C,) UCC/EAN - 128 K-Mart, UCC/EAN - 128, UPC A/E (add on 2 and 5,) 2 of 5, EAN 8/13 (add on 2 and 5,) Codabar, Post Net, EAN 128, DUN 14, MaxiCode, HIBC, Plessey, Random Weight, Telepen, FIM, China Postal Code, RPS 128, PDF 417, Datamatrix code, QR Code

Dimensions:

(L x H x W): 8.58 x 6.53 x 6.61 in
(218 x 166 x 168 mm)

Interfaces:

Baud rate 4800 to 115200; DB9
USB port U2.0 (B-type)
Ethernet (RJ-45)

Memory:

8 MB flash

Power:

Auto switching 100/240 VAC 50/60 Hz

Environment:

Operation: 41° F to 104° F (5° C to 40° C)
Storage: -4° F to 122° F (-20° C to 50° C)

Humidity:

Operation: 30 to 85 % non-condensing, free air
Storage: 10 to 90 % non-condensing, free air

Approvals:

CE (EMC), FCC Class A, CB, CUL, CCC

Warranty:

Two-year limited warranty



Standard Features

- Auto language emulations GEPL, GZPL
- Free GoLabel design software for EZPL or Q Label
- 203 dpi (8 dot/mm)
- Drop in media loading
- USB or RS-232 interface
- Plain, gap label, black, mark or fanfold label
- Label length detection
- Direct thermal
- Model G500- direct thermal/thermal transfer
- 32 Bit CPU

APPROVALS



Part Number/Price

Part #	Description	Est. Weight	Price
167516	DT4xW 4 in direct thermal, time and date 110/240 VAC printer	3.3lb	\$365.00
167628	Label peeler, black	—	\$45.00
167629	Cutter, black	—	\$200.00
150743	Print head	—	\$195.00
107638	Guardian enclosure	—	\$1,150.00
Cables			
41276	6 ft serial cable DB9 M to blunt end (Rice Lake indicators)	—	\$65.00
79074	USB-A (male) to USB-B (male) cable, 6 ft	—	\$30.00
64661	6 ft serial cable DB9 M to 8-Pin DIN	—	\$65.00
64660	6 ft serial cable DB9 M to DB9 male	—	\$65.00
Consult	Custom RS-232 serial cable	—	\$100.00

Options/Accessories

Part #	Description	Price
38941	Cleaning pen for open print head printers 12/box	\$57.00
35664	Cleaning cards, (W x L) 4x 6 in for RL-42DT and RL-42TT	\$50.00
111085	Power supply, printers	\$158.00
15438	Power cord, detachable	\$17.75
193466	Real-time clock for DT4xW	\$20.00
Label Stock/Ribbon		
53251	Direct thermal, (W x L) 4 x 3 in, 5 in diameter with perf., 930/roll	\$23.35/roll
40331	Direct thermal, (W x L) 4 x 4 in, 5 in diameter with perf., 745/roll	\$23.35/roll
37345	Direct thermal, (W x L) 4 x 6 in, 5 in diameter with perf., 450/roll	\$20.00/roll

GoDEX® G500

Label Printer

**Standard Features**

- Auto language emulations GEPL, GZPL
- Free GoLabel design software for EZPL or Q Label
- 203 dpi (8 dot/mm)
- Drop in media loading
- USB or RS-232 interface
- Plain, gap label, black, mark or fanfold label
- Label length detection
- Direct thermal
- Model G500- direct thermal/thermal transfer
- 32-bit CPU

APPROVALS**Specifications****Print Speed:**

5 ips

Print Length:
 Minimum: 0.16 in
 Maximum: 68 in
Print Width:

4.25 in

Media:
 Continuous form, gap labeling, black mark sensing
 and punched sensing
 Label roll O.D. max: 5.0 in
Core:
 1 in, 1.5 in
 Thickness: 0.06 mm to 0.20 mm
Ribbon:
 Core: 1 in
 Length: 300 m
 Max ribbon roll O.D.: 2.67 in
 Wide: 1.18 to 4.33 in
Printer Language:

GZPL or GEPL, EZ PL auto switch

Resident Fonts:

11 resident alphanumeric fonts (included OCR A and B) are expandable eight times horizontally and vertically. All bit mapped fonts in eight orientations

Bar Codes:
 Code 39, Code 93, Code 128 (subset A, B, C,) UCC/
 EAN - 128 K-Mart, UCC/EAN - 128, UPC A/E (add on
 2 and 5,) 2 of 5, EAN 8/13 (add on 2 and 5,) Cod-
 abar, Post Net, EAN 128, DUN 14, MaxiCode, HIBC,
 Plessey, Random Weight, Telepen, FIM, China Postal
 Code, RPS 128, PDF 417, Datamatrix code, QR Code
Dimensions:
 (L x H x W): 11.2 x 6.8 x 8.9 in
 (285 x 171 x 226 mm)
Interfaces:
 Baud rate 4800 to 115,200; DB9
 USB port U2.0 (B-type)
 Ethernet (RJ-45)
Memory:

8 MB flash

Power:

Auto switching 100/240 VAC 50/60 Hz

Environment:
 Operation: 41° F to 104° F (5° C to 40° C)
 Storage: -4° F to 122° F (-20° C to 50° C)
Humidity:
 Operation: 30 to 85 % non-condensing, free air
 Storage: 10 to 90 % non-condensing, free air
Approvals:

CE (EMC), FCC Class A, CB, CUL, CCC

Warranty:


Two-year limited warranty

Part Number/Price

Part #	Description	Est. Weight	Price
132425	G500 4 in direct/thermal transfer, 110/240 VAC printer	6 lb	\$585.00
150744	Label peeler, black	—	\$40.00
150745	Cutter	—	\$425.00
150746	Print head	—	\$195.00
107639	Guardian enclosure	—	\$1,150.00
Cables			
41276	6 ft serial cable DB9 M to blunt end (Rice Lake indicators)	—	\$65.00
79074	USB-A (male) to USB-B (male) cable, 6 ft	—	\$30.00
64661	6 ft serial cable DB9 M to 8-Pin DIN	—	\$65.00
64660	6 ft serial cable DB9 M to DB9 male	—	\$65.00
Consult	Custom RS-232 serial cable	—	\$100.00

Options/Accessories

Part #	Description	Price
38941	Cleaning pen for open print head printers 12/box	\$57.00
35664	Cleaning cards, (W x L) 4x 6 in for RL-42DT and RL-42TT	\$50.00
111085	Power supply, printers	\$158.00
15438	Power cord, detachable	\$17.75
193466	Real-time clock for DT4xW	\$20.00
Label Stock/Ribbon		
53261	Thermal transfer, (W x L) 4 x 3 in, 5 in diameter with perf., 930/roll	\$18.05/roll
178965	Ribbon (black), 4.3 in wax/resin, 984 ft length	\$25.00/roll
110537	Ribbon (black), 2.5 in wax/resin, 984 ft length	\$4.50/roll



Okidata 186 Plus

Microline Printers



Standard Features

- Vertical tabs
- Long-lasting, self-inking ribbon cartridge
- Bit image graphics for plotting charts, graphs and drawings
- Full ASCII character set
- Friction and adjustable pin feed paper handling
- Nine-pin, long-life print head
- RS-232 interface and USB
- Near letter-quality printing at 50 characters per second
- Superscripts, subscripts and underlining
- Bottom, rear or top feed

Part Number/Price

Part #	Description	Est. Weight	Price
189603	Okidata 186 Plus Printer with RS-232 and USB 115 VAC	10 lb	\$660.00

Options/Accessories

Part #	Description	Price
20236	Tractor feed kit with friction rollers	\$88.00
20664	Ribbon cartridge black	\$8.00
21208	Protective dust cover	\$65.00
41364	Additional operating manual	\$35.00
Cables		
15547	Blunt end, 25-Pin D-sub male RS-232 serial interface cable (Rice Lake indicators)	\$65.00

Specifications

Print Method:

Nine-Pin (0.34 mm dia.) serial impact dot matrix

Graphics Resolution:

240 x 216 maximum

Print Speed* (CPS):

NLQ: 62; Utility: 250; High Speed Draft: 333; Super Speed Draft: 375

Feed Rate:

2.0 ips

Emulations:

IBM® 2480 Epson E6C/P or OKI® Microline®

Interface:

USB and RS-232

Compatibility:

186/Windows® XP, 2000, 98/95

Receive Buffer:

One line buffer

Paper Input:

Cut sheet, 7.2 in to 8.5 in W
(182.9 mm to 215.9 mm W)
Bottom feed with pull tractor option

Number Of Copies:

Five copies

Pin Feed:

Continuous, 9.5 in to 10.5 in wide
(241.3 mm to 266.7 mm wide)

Paper Thickness:

0.014 in (0.35 mm) maximum

Paper Path:

Bottom, rear or top

Paper Weight:

Cut sheet: 16 lb to 24 lb (7.2 kg to 10.8 kg),
Continuous: 16 lb to 20 lb (7.2 kg to 9.1 kg)

Electrical:

120 VAC: ±10%; 220/240 VAC: ±10%

Power Consumption:

Operating: 35 W
Idle: 7 W

Reliability (MTBF):

70,000 hours

Print Head Life:

200 million characters

Ribbon Type:

Black cartridge (2 million characters nominal life)

Operating Temperature:

40° F to 104° F (4° C to 40° C) at 25% to 80% relative humidity

Overall Size:

(W x D x H): 14.2 x 10.8 x 3.2 in
(360.7 x 274.3 x 81.3 mm)

Est. Ship Weight:

10 lb (4.5 kg)

Warranty:

One-year limited warranty (includes print head)

* Print speeds apply to all pitches (10, 12, 17.1, and 20 cpi)

** Requires optional pull tractor (part #41224)

Specifications

Print Method:

Okidata 320/420: 9-Pin (0.34 mm dia.) serial impact dot matrix
Okidata 390: 24-Pin (0.20 mm dia.) serial impact dot matrix

Graphics Resolution:

Okidata 320/420: 240 (H) x 216 (V) DPI maximum (Epson®/IBM®)
Okidata 390: 360 (H) x 360 (V) DPI maximum (Epson/IBM AGM)

Print Speed** (cps):

Okidata 320: NLQ: 75; Utility: 300;
High Speed Draft: 390; Super Speed Draft: 435
Okidata 390: LQ: 105; Utility: 315; Super Speed Draft: 390 (15 cpi)
Okidata 420: NLQ95; High Speed Draft: 5p 510; Utility: 570, Super 570

Feed Rate:

5.0 ips

Emulations:

Okidata 320: Epson EX-PPR II and OKI® Microline®
Okidata 390: Epson ESC/P2, IBM ProPrinter® and IBM AGM
Okidata 420: Epson Fx IMB Pro Point Micro

Interface:

Okidata 320/390/420: IEEE 1284 bidirectional parallel; Windows® 95 plug and play compatible, USB
Okidata 390: Centronics® and IEEE 1284 bidirectional parallel

Compatibility:

Windows® XP, 2000, 98/95

Receive Buffer:

Okidata 320: 28K
Okidata 390: 23K
Okidata 420: 128K

Code Pages:

Standard ASCII; Epson character set I and II; IBM character set I, I and All; Code Page 850, 860, 863, 865, 437; BRASCI and ABICOMP

Resident Fonts:

Okidata 390: LQ: Courier, Letter Gothic, Orator, Prestige, Roman and Swiss/Bold; Utility: Gothic

Scaleable Fonts:

Okidata 320/420: Courier, Gothic (22-216 pt. in one pt. increments)
Okidata 390: Courier, Roman and Swiss™ (8-64 pt. in one pt. increments)

Bar Codes:

Code 39, UPC A, UPC E, EAN 8, EAN 13, Interleaved 2 of 5, Code 128 (A, B, C), PostNet™

Paper Input:

Single/multi-part, continuous, cut sheet, envelopes, card stock, labels
Bottom feed with pull tractor option

Number Of Copies:

Okidata 320: Six
Okidata 390: Four
Okidata 420: Six

Tractor:

3.5 to 10.5 in wide (88.9-266.7 mm wide), rear push with zero tear and paper park (optional)

Paper Thickness:

Rear feed: 0.014 in (0.35 mm) maximum;
Bottom feed***: 0.017 in (0.43 mm) maximum, expandable to 0.01 in (.78 mm)

Paper Path:

Bottom, rear or top

Paper Weight:

Cut sheet 16 to 24 lb (7.2 to 10.8 kg), Continuous 16 to 20 lb (7.2 to 9.1 kg)



Okidata 320 Turbo Microline

Standard Features

- Vertical tabs
- Long-lasting, self-inking ribbon cartridge
- Bit image graphics for plotting charts, graphs and drawings
- Full ASCII character set
- Friction and adjustable pin feed paper handling

Okidata 320/420 Turbo*:

- Nine-pin, long-life print head (parallel input)
- Centronics®-compatible parallel interface
- Near letter-quality printing at 63 characters per second
- 80 columns with standard characters, 160 columns with condensed characters
- Front access panel for quick and easy control of type size, print quality and other frequently used printer functions

Okidata 390 Turbo:

- 24-pin, long-life print head
- Supports Windows® 95/98
- Superior, professional quality printer
- Auto-tear accurately positions continuous forms for a clean tear at the perforation
- Three scaleable fonts
* Use with CBI

Specifications Continued

Electrical:

115 VAC, 230 VAC

Power Consumption:

Okidata 320: Operating: 100 W
Okidata 390: Operating: 43 W Idle: 10 W
Okidata 420: 20,000 hours

Reliability (MTBF):

10,000 hours (25% duty cycle, 35% page density)

Print Head Life:

200 million characters

Ribbon Type:

Black cartridge (2 million characters nominal life)

Operating Temperature:

40° F to 104° F (4° C to 40° C) at 25% to 80% relative humidity

Overall Size:

Okidata 320 and 390: (W x D x H): 15.7 x 13.6 x 4.6 in (398.8 x 345.4 x 116.8 mm)
Okidata 420: 15.7 x 13.6 x 6.0 in

Est. Ship Weight:

Okidata 320: 16 lb (7.2 kg)
Okidata 390: 15 lb (6.8 kg)
Okidata 420: 17 lb (7.7 kg)

Warranty:

320/390: One-year limited warranty (includes print head)
420: Three-year limited warranty

** Print speeds apply to all pitches (10, 12, 17.1, and 20 cpi)

*** Requires optional pull tractor (part #41224)

Okidata 320/390/420 Turbo

Microline Printers

Part Number/Price

Part #	Description	Est. Weight	Price
126438	Okidata 320 Microline Turbo printer with RS-232 interface, 115 VAC	16 lb	\$960.00
41222	Okidata 320 Microline printer with parallel/USB interface, 115 VAC	16 lb	\$790.00
41223	Okidata 320 Microline printer with parallel/USB interface, 230 VAC	16 lb	\$790.00
75106	Okidata 390 Microline Turbo printer with parallel/USB interface, 115 VAC	15 lb	\$810.00
102959	Okidata 420 Microline Turbo printer with parallel/USB interface, 115 VAC	16 lb	\$825.00

Options/Accessories

Part #	Description	Price
Cables		
15547	Blunt end, 25-Pin D-sub male RS-232 serial interface cable (Rice Lake indicators)	\$65.00
320/420 Turbo Options and Accessories		
41224	Pull tractor kit for bottom-fed continuous forms and push/pull operation	\$98.00
20239	RS-232 input board, older revisions	\$170.00
121454	RS-232 option board, 320 Rev 10	\$170.00
20664	Ribbon cartridge black, 320 and 390	\$8.00
132249	Ribbon cartridge for 420	\$8.00
21226	Protective dust cover	\$65.00
41363	Additional operating manual	\$35.00
75107	Cut sheet feeder	\$490.00
390 Turbo Options and Accessories		
75107	Cut sheet feeder	\$490.00
20239	RS-232 option board, older version	\$170.00
41224	Pull tractor kit for bottom-fed continuous forms and push/pull operation	\$98.00
20664	Ribbon cartridge black	\$8.00

Standard unit has pins on roller for holes on paper

Interfaces to: Rice Lake indicators with a serial port screw terminal connection

Specifications

Print Method:

Direct thermal

Resolution:

203 dpi (8 dots per mm)

Print Speed:

Up to 3.3 ips

Width:

Up to 4.1 in (10.41 cm)

Fonts:

A wide range of font types and sizes, from 6 cpi to 34 cpi depending on emulation chosen, plus scaling

International Characters:

An expanding catalog available for download. Bar Codes: 39, 128, Intlv 2 of 5, EAN08 and 13, PDF-417 and UPC, depending on emulation chosen.

Connectivity:

RS-232

Software:

Drivers and Utilities: Drivers for WIN 98, 2000, XP, compatible with Windows® CE/Pocket PC and Palm OS print utilities and SDK's. Printer Setup program provides convenient configuration via a Windows interface from any computer

Emulations:

Emulates many popular printer brands and languages including O'Neil, Zebra CPCL and ZPL, Exttech, IPL, MPL, E-Sim and Printek Mt3. Can be upgraded as new emulations become available

Ingress Protection Rating:

IP54

Print Media:

Paper Type: Direct thermal roll
Roll Size: Maximum roll diameter 2.625 in (6.7 cm) allows roll widths from 3in to 4.125 in (7.6 to 10.5 cm)
Roll Capacity: Approximately 171 ft (52.1 cm) max.
Core Size: 0.75 in (1.9 cm)

Electronics/Power:

Ruggedized screw down-type DB-9 connector for power and I/O.
DC Input: 8 to 32 VDC
Overvoltage Protection: 80 VDC for 1 hour.
Failsafe to 180 VDC.
I/O Short Circuit: Tolerant of shorts to ground or DC input.

Dimensions:

(L x W x H): 7.7 x 6.6 x 3.1 in
(19.56 x 16.76 x 7.87 cm)

Weight:

2.0 lb (0.90 kg)

Memory:

2 MB Flash, 1 MB SRAM. Standard memory supports large and graphic intensive print jobs

Operating Temperature:

-40° F to 185° F (-40° C to 85° C)

Operating Humidity:

10% to 90% RH (non-condensing)
Rated IP54 per IEC529
Chemical resistant case per SAEJ1455

Operator Controls And Indicators:

4 illuminated icons for general fault, wireless connection, MCR ready and battery status.
2 line LCD for system alerts and messages, configuration setup and battery charge
Buttons for power, paper feed and setup menu.
Sensors for paper out, black mark detection, and door open.



Standard Features

- Designed for superior resistance to impact and harsh chemicals
- IP54 rated for water and dust resistance
- Rugged, screw down connector for power and data
- Simple drop-in paper loading
- Direct thermal printing
- Wide input voltage range and superior circuit protection
- Onboard weighing, forklift applications
- Data/power cable and one roll of paper supplied with printer

APPROVALS



FCC
NRTL

Specifications Continued

Durability And Reliability:

Survives multiple 4 foot drops to concrete (each face) and conforms to IEC 68-2

Vibration Resistance:

9.8 frms 24 to 2000 Hz
MTBF: 10,000 hours in normal use

Approvals:

FCC Class B, CE mark, UL listed AC adapters, E-mark on In-Vehicle adapters

Warranty:

One-year printer warranty on the entire printer—case and print head included

Part Number/Price

Part #	Description	Est. Weight	Price
115527	MtP400si, 4 in direct thermal printer, IP54, RS-232	2 lb	\$1,415.00

Options/Accessories

Part #	Description	Price
115528	Paper roll, thermal 4.125 in wide, 1.625 OD, .75 in core	\$6.30
115529	Universal ball-mount	\$24.00
118713	Uncoiled data/power cable	\$80.00

Star® Micronics SP298

Dot Matrix Ticket Printer



Standard Features

- Top and bottom paper sensing
- AutoSide Loading™ for quick and easy document loading
- Bidirectional serial impact printer capable of printing graphics using a highly reliable nine-pin printhead
- Up to 3.1 lines per second printing with bidirectional check mode
- Epson TM-U295/TM290 compatible with same size footprint and interchangeable power supply, easier paper and ribbon loading
- Single or up to three-part multicopy ticket printing
- Cash drawer driver

APPROVALS



Specifications

Print Speed:

3.1 lines per second (13 mm/sec)

Print Width:

2.5 in (63 mm)

Line Spacing:

1/6 in, N/144 in Star line mode,
1-60 in-ESC/POS™ mode

Print Head:

Nine-Pin

Number Of Columns:

42

Print Direction:

Bidirectional

Paper Width:

3.15 in to 7.17 in (80 mm to 182 mm)

Paper Thickness:

0.004 in to 0.008 in (0.09 mm to 0.2 mm)

Copy Capabilities:

1 original and 2 copies

Paper Sensors:

Top and bottom of form

Ribbon:

Cassette-type purple ribbon. Ribbon life is approximately 2.2 million characters (continuous print)

Printer Reliability:

9 million lines MCBF (CRT)

Print Head Reliability:

70 million characters

Interface:

RS-232 serial interface

Data Buffer:

Star mode: 2KB or 35 bytes ESC/POS mode: 512 bytes or 35 bytes

Emulation:

Star mode, ESC/POS™ (TM-U295/TM290)

Drawer Kickout Device Function:

2 drivers

Drivers:

Windows® 95/98/2000/NT 4.0, OPOS, JavaPOS™

Operating Temperature:

41° F to 104° F (5° C to 40° C)

Humidity:

10% to 80% RH

Overall Dimensions:

(W x H x D): 7.09 x 7.48 x 7.48 in
(180 x 138 x 190 mm)

Approvals:

UL and C-UL listed, TUV

Warranty:

Three-year limited warranty on parts
One-year limited warranty on print head

Part Number/Price

Part #	Description	Est. Weight	Price
69901	SP298 Ticket Printer with RS-232 and power supply, 115/230 VAC (gray)	9 lb	\$600.00
69902	SP298 Ticket Printer with RS-232, 24 VDC (gray) without power supply	9 lb	\$590.00

Options/Accessories

Part #	Description	Price
69921	Ink ribbon (purple)	\$12.00
69903	Power supply, PS-60-24A	\$100.00
72309	Power supply, 12 VDC with cigarette plug (also works with TM-U295)	\$185.00
Cables		
15547	Blunt end, 25-pin D-sub male RS-232 serial interface cable (Rice Lake indicators)	\$65.00
15568	25-pin D-sub male to 25-pin D-sub male RS-232 serial interface cable	\$65.00
72440	25-pin to nine-pin, D-sub female cable	\$65.00

USB and Parallel versions available for quote

Star® SP512/SP542/SP712/SP742

Dot Matrix Printers



Standard Features

- Spill-proof cover
- Single-color highlights
- Power switch cover
- Internal universal power supply
- Serial interface
- Star and ESC/POS emulation
- Black mark sensor
- More than four lines per second print speed
- Auto cutter and tear bar versions
- Prints multiple copies (original and two copies)
- High reliability
- Prints graphics

SP712 Only

- Clamshell design for easy paper loading
- Spill-proof and heat-resistant
- Swappable interfaces available
- Wall mount (option)
- External buzzer option

Specifications SP712/SP742

Print Method:

Nine-pin impact dot matrix

Print Speed:

13 RPM

Paper Width:

70 mm and 58 mm (with paper guide)

Emulation:

Star mode, ESC/POS

Power:

110 to 230 VAC

MCBF:

22 million lines

Cutter:

1 million cuts

Dimensions:

(W x H x D): 160 x 152 x 245 mm

Connectivity:

Nine-pin serial, 25-pin serial, parallel, USB, Ethernet, Wi-Fi

Drivers:

2000 XP (L), XP embedded (L), VISTA (G) (32-and 64-bit)

Warranty:

Three-year limited warranty

APPROVALS



Specifications SP512/SP542

Print Method:

Nine-pin impact dot matrix

Print Speed:

4 lines per second at 40 columns
8 lines per second at 16 columns

Number Of Columns:

42 at 16.9 cpi

Paper Width:

2.25 in/3 in (selectable)

Paper Thickness:

0.002 in to 0.003 in (0.07 to 0.10 mm)

Copy Capabilities:

Copies: original and 2 copies, maximum 0.007 in (0.20 mm)

Roll Diameter:

3.34 in (85 mm)

Paper Roll Core:

0.47 in (12 mm) ID, 0.70 in (18 mm) OD

Paper Loading:

Semi-automatic

Paper Sensors:

Paper out

Cutter Reliability:

0.5 million cuts

Printer Reliability:

70 million characters

Auto Cutter:

SP542: full and partial cut (software controlled)

Interface:

RS-232 serial

Baud Rates:

4800, 9600, 19200, 38400

Drivers:

Windows® 9x/NT/2000, OPOS, JavaPOS™

Emulation:

Star Mode, ESC/POS™

Cash Drawer:

2 drivers

Power Required:

100 to 240 VAC, 50/60 Hz

Overall Dimensions:

(W x D x H): 5.51 x 8.85 x 6.41 in
(140 x 225 x 163 mm)

Storage Temperature:

10% to 90% RH

Operating Temperature:

3° F to 104° F (0° C to 40° C)

Approvals:

UL and C-UL listed, TUV

Warranty:

Three-year limited warranty on parts
One-year limited warranty on print head and cutter

Part Number/Price

Part #	Description	Est. Weight	Price
103141	SP712 RS-232 tape printer, tear bar	9 lb	\$350.00
155825	SP712 RS-232 tape printer, tear bar, journal	9 lb	\$425.00
164392	SP712, USB tape printer, tear bar	9 lb	\$390.00
103142	SP742 RS-232 tape printer, cutter	9 lb	\$490.00

Consult factory for models with a parallel interface.

Options/Accessories

Part #	Description	Price
69921	Ink ribbon (purple) SP500, SP2000, SP200, series	\$12.00
103728	Ink ribbon (black), SP700 Series	\$12.00
69916	One-ply paper roll, (W x D) 3 x 3 in, 150 ft roll, Bond, 3 in OD	\$5.00
69915	Two-ply paper roll, (W x D) 3 x 3 in white/canary yellow, 90 ft roll, 3 in OD	\$7.00
121331	Wall mount bracket, SP700 Series	\$30.00
Cables		
15547	Blunt end, 25-pin D-sub male RS-232 serial interface cable (Rice Lake indicators)	\$65.00
15568	25-pin D-sub male to 25-pin D-sub male RS-232 serial interface cable	\$65.00
72440	25-pin to nine-pin D-sub female cable	\$65.00
79074	USB-A (male) to USB-B (male) cable, 6 ft	\$30.00

Star® TSP 847

Receipt Thermal Printer



Standard Features

- Direct Thermal
- Small desktop footprint
- Jam-proof patented cutter with full or partial cut
- Wide area printing
- Zoom raster drive allows letter-sized documents to be printed in 4.4 format
- Logo storage capability

Part Number/Price

Part #	Description	Est. Weight	Price
107617	TSP847D-24 line receipt printer (requires power supply)	5 lb	\$625.00

Options/Accessories

Part #	Description	Price
69903	Power supply, PS-60-24A	\$100.00
72309	Power supply, 12 VDC with car adaptor	\$185.00
107618	Thermal paper 4.4 in wide, 4 in OD	\$10.50
Cables		
15547	Blunt-end 25-pin D-sub male RS-232	\$65.00
15568	25-pin D-sub male to 25 pin D-sub male RS-232 serial interface cable (Rice Lake indicators)	\$65.00
72440	25-pin male to nine-pin female	\$65.00

Specifications

Print Speed:

1,200 dots per second (150 mm/sec)

Print Width:

Max 104 mm

Resolution:

203 dpi

Bar Codes:

Code 39, Interleaved 2 of 5, JAN/EAN/UPC, Code 128, Code 93, Coderbar, GS1-128

Roll Paper:

Paper width 111.5 mm (4.4 in)
Thickness 65 to 150
Diameter 4 in

Emulation:

Star, DP8340

Drivers:

Windows® 9X, 2000, XP, Linux, OPOS, JPOS,
Mac OSX™

Operating Temperature:

41°F to 113°F (5°C to 45°C)

Overall Dimensions:

(W x D x H): 7 x 8.4 x 5.8 in (180 x 213 x 148 mm)

Approvals:

RoHS compliant

Warranty:

Three-year limited warranty

Specifications

Print Speed:

TSP654: 300 mm per second, 60 RPM
TSP743: 7 in (177.8 mm) per second, 60 lines per second at 3 mm per line (180 mm/sec)

Print Width:

TSP654: 80 mm paper: 2.83 in (80 mm) 58 mm paper: 2.05 in (52 mm)
TSP743: Standard: 2.83 in (80 mm)
Optional: 2.05 in (52 mm), 3.15 in (80 mm)

Line Spacing:

3 mm, 4 mm (1/8 in, 1/6 in)

Resolution:

203 dpi (8 dots/mm)

Number Of Columns:

TSP654: 80 mm paper: 24, 48 or optional 64 (ESC/POS) 58 mm paper: 17, 34 or optional 46 (ESC/POS)
TSP743: Standard: 48, 71 (maximum)

Bar Codes:

TSP654: UPC-A/E, JAN/EAN-8/13, Code 39/93/128, Codabar (NW7), ITF
TSP743: UPC-A/E, JAN/EAN-8/13, Code 39/93/128, Codabar (NW7)

Paper Width:

Adjustable. Standard: 3.15 in (80 mm) Optional: 2.28 in (58 mm)
TSP743 Optional: 3.25 in (82.5 mm)

Paper Thickness:

TSP654: 0.002 in to 0.003 in (0.065 mm to 0.085 mm)
TSP743: 0.003 in to 0.006 in (0.065 mm to 0.150 mm)

Roll Diameter:

3.5 in (90 mm)

Paper Roll Core:

1/2 in to 1.00 in (12 mm to 25.4 mm)

Paper Path:

TSP654: Internal roll
TSP743: Slot in rear or internal roll

Paper Loading:

"Drop-in and print" and external rear feed

Paper Sensors:

TSP654: Near end, paper out, cover open
TSP743: Near end, paper out, top of form

Printer Reliability:

60 million lines MCBF (CRT)

Cutter Reliability:

TSP654: 0.5 million cuts
TSP743: 2 million cuts

Data Buffer:

8K bytes

Logo Store:

TSP654: 2 M bit
TSP743: 4 M bit

Emulation:

Star line mode, ESC/POS™ (TM-U295/TM290)

Drawer Kickout Device Function:

2 drivers

Auto Cutter:

Full and partial cut

Drivers:

Windows® 95/98/2000/NT 4.0, Windows® legacy printer, OPOS, JavaPOS™, Star Raster Graphics Mode, Linux



TSP654



TSP743

Standard Features

- 203 dpi (8 dots/mm) print resolution
- Two-color printing (software enabled)
- Small footprint
- Easy load "drop-in and print" paper loading
- Adjustable paper width
- Logo storage utility for easy logo data
- Drawer kickout device function
- Cutter
- Easy to change "cartridge-type interface" from RS-232 to parallel

TSP743

- Label printing

APPROVALS



Specifications Continued

Operating Temperature:

41° F to 113° F (5° C to 45° C)

Humidity:

10% to 90% RH (with out condensation)

Overall Dimensions:

TSP654: (W x H x D): 5.59 x 5.16 x 7.83 in (142 x 131 x 199 mm)
TSP743: (W x H x D): 5.79 x 5.83 x 8.39 in (147 x 148 x 213 mm)

Approvals:

UL and C-UL listed, FCC, TUV

Warranty:

Three-year limited warranty on parts
One-year limited warranty on print head and cutter

Star® TSP654II/TSP743 II

Direct Thermal Printers

Part Number/Price

Part #	Description	Est. Weight	Price
69910	TSP654II direct thermal, RS-232 with power supply, 115/230 VAC, wall mount bracket	7 lb	\$460.00
69907	*TSP743II direct thermal transfer, RS-232 with power supply, 115/230 VAC	8 lb	\$600.00
69908	*TSP743II direct thermal transfer, RS-232 only, 24 VDC	8 lb	\$590.00
85929	*TSP743II direct thermal, parallel without power supply	8 lb	\$590.00

* If using for labels with black mark, request printer to be configured by Rice Lake Weighing Systems

Options/Accessories

Part #	Description	Price
TSP654		
69903	Power supply, PS-60-24A	\$100.00
69917	One-ply thermal, (W) 3.125 in (75.44 mm, 2.97 in dia.) 7/16 core 230 ft	\$5.00
107041	MaxStick receipt paper for TSP654 3 1/8 wide 150 ft long adhesive strip	\$18.75
72309	Power supply, 12 VDC with vehicle cigarette lighter	\$185.00
71355	Parallel cartridge option	\$60.00
TSP743		
69919	Wall mount bracket	\$80.00
70598	Label, DTL, (W x L x D) 3 x 1 x 4 in, with black line timing mark 1,600 labels/roll	\$22.00
70597	Label, DTL, (W x L x D) 3 x 2 x 4 in, with black line timing mark 900 labels/roll	\$22.00
Cables		
15547	Blunt end, 25-pin D-sub male RS-232 serial interface cable, (Rice Lake indicators)	\$65.00
15568	25-pin D-sub male to 25-pin D-sub male RS-232 serial interface cable	\$65.00
72440	25-pin to nine-pin D-sub female cable	\$65.00

Zebra® ZD 410/TLP 2824 Plus

Thermal Printer

PRINTERS

Specifications

Resolution:

203 dpi (8 dpm)

Print Length:

0.005 in to 39.0 in (0.125 mm to 991 mm)

Print Width:

0.005 in to 2.2 in (0.125 mm to 56 mm)

Print Speed:

2 in to 4 in per second (ips)

Media Specifications:

Width: 1.00 in to 2.36 in (25 mm to 60 mm)

Communication Specifications:

Centronics parallel (option), USB, 10/100 Ethernet (option), RS-232 (TLP-standard, ZD 410-optional)

Label Length:

Minimum: 0.38 in (9.7 mm)

1.0 in with optional cutter

Maximum 39 in (991 mm)

Inner Core: 1.0 in

Max roll diameter: 5 in

Sensing: gap, black line, notch

Type: roll-fed, fan fold, die cut or continuous with or without black mark, tag stock

Bar Codes:

Code 11, Code 39, Code 93, Code 128, UPC-A, UPC-E, EAN-8, EAN-13, EAN-14, UPC-A and UPC-E with EAN 2 or 5 digit extensions, Plessey, POSTNET, Standard 2 of 5, Industrial 2 of 5, Interleaved 2 of 5, LOGMARS, MSI, Codabar, and GS1 DataBar (formerly RSS), PDF417, MicroPDF417, Code 49, Maxicode, Codablock, Data Matrix, QR code, Aztec

Power:

100-240 VAC, 50-60 Hz, US power cord

Operating Temperature:

-40°F to 105°F (-40°C to 40.5°C)

Dimensions:

(L x W x H): 5.3 x 9.5 x 7.0 in
(135 x 241 x 178 mm)

Weight:

3.5 lb

Warranty:

One-year limited warranty



Standard Features

- Print speeds of 4 in (102 mm) per second
- 203 dpi print resolution (8 dots/mm)
- Open ACCESS™ design for easy media loading
- Direct thermal (ZD 410) and thermal transfer (TLP) printing of barcodes, text and graphics
- Fully enclosed 5.0 in (127 mm) media compartment
- Double-walled ABS case construction
- EPL and ZPL® programming language, co-resident
- 32-bit RISC processor
- 8 MB SDRAM, 4 MB flash memory
- Zebra E3 print head energy control
- Auto-calibration of media
- Five resident expandable EPL2® fonts
- Auto-switching 100 V and 240 V power supply
- Linear and 2-D bar code symbologies
- Transmissive and reflective media sensing
- Head-up sensor
- Tear-off mode
- Certified Microsoft® Windows® drivers

Part Number/Price

Part #	Description	Est. Weight	Price
178855	ZD 410 Printer, 203 dpi, direct thermal, USB, 120 VAC U.S. power cord	6.0 lb	\$395.00
112875	TLP2824 Plus, 203 dpi, thermal transfer/direct, USB and Serial, 120 VAC U.S. power cord	6.0 lb	\$495.00

Parallel and Ethernet models available by special request

Options/Accessories

Part #	Description	Price
178856	RS-232 option card (ZD 410 only)	\$25.00
178857	10 - 100 Ethernet option card (ZD 410 only)	\$125.00
38941	Cleaning pens for open print head printers, 12/box	\$57.00
Label Stock/Ribbon		
110346	Direct thermal, (W x L x D) 1.2 x .85 x 5 in with perf., 2,700/LPR	\$8.25/roll
110347	Direct thermal, (W x L x D) 2.25 x 1.25 x 5 in with perf., 2,100/LPR	\$12.80/roll
40332	Direct thermal, (W x L x D) 2.25 x 2 x 5 in with perf., 1,445/LPR	\$14.25/roll
110348	Direct thermal, (W x L x D) 2.25 x 3 x 5 in with perf., 950/LPR	\$13.50/roll
110349	Direct thermal, (W x L x D) 2.25 x 4 x 5 in with perf., 700/LPR	\$10.80/roll
65617	Direct thermal, (W x L x D) 2.25 x 4.5 x 5 in with perf., 600/LPR	\$14.60/roll
126092	Thermal paper, (W x D) 2 x 5 in, 6 rolls/case	\$72.50/case
Cables		
41276	Serial cable, 6 ft (DB9 male to blunt end) (Rice Lake indicators)	\$65.00
79074	USB-A (male) to USB-B (male) cable, 6 ft	\$30.00
64794	DB9 RS-232 cable DB9F to DB9M	\$65.00

www.ricelake.com | Phone: 800-472-6703

RICE LAKE

923

Zebra ZD Series

Label Printer



Standard Features

- Print width 4.09 in
- Print speeds of 6 in per second
- 203 dpi
- USB 2.0 host
- Auto sense EPLZ or ZPL
- Tear bar

Options

- RS-232
- Peeler mechanism
- Models available with Ethernet

Specifications

Paper Width:
0.75 - 4.25 in

Paper Thickness:
0.003 - 0.0075 in

Paper Diameter (OD):
5 in

Paper Roll Shaft:
0.5 and 1.0 in standard

Resolution:
203 dpi/8 dots per mm

Memory:
512 MB flash, 128 MB SDRAM

Print Width:
4.09 in

Bar Code Symbolologies:

Barcode ratios: 2:1 (non-rotated) and 3:1 Linear bar codes; Codabar, Code 11 (ZPL), Code 128, Code 39, Code 93, EAN-13, EAN-8, EAN-14 (ZPL), German Post Code (EPL), Industrial 2-of-5 (ZPL), Interleaved 2-of-5, Japanese Postnet (EPL), ISBT-128 (ZPL), Logmars (ZPL), MSI, Plessey, Postnet, GS1 DataBar (RSS-14), Standard 2-of-5 (ZPL), UCC/EAN-128 (EPL), UPC and EAN 2 or 5 digit extensions (ZPL), UPCA, UPC-A and UPC-E with EAN 2 or 5 digit extensions, UPC-E and GS1 DataBar (formerly RSS) Two-dimensional: Codablock (ZPL), Code 49 (ZPL), Data Matrix, MaxiCode, QR Code, MicroPDF417, Aztec For EPL and ZPL except where noted

Maximum Print Length:
3.90 in

Maximum Print Speed:
6.0 in per second

Media Sensors:
Full width, movable reflective, multi-position transmissive/gap sensor

Ribbon Outside Diameter:
2.6 in

Ribbon Standard Length:
984 ft (300 m)

Ribbon Ratio:
1:4 media to ribbon

Ribbon Width:
0.585 - 4.65 in

Ribbon Core Inner Diameter:
1 in

Interface:
USB 2.0 host
Ethernet TCP/IP
Serial option

Operating Characteristics:

Operating temperature: 40° F to 105° F
(41° C to 4.4° C)

Storage temperature: -40° F to 140° F
(-40° C to 60° C)

Operating humidity: 5% to 95% non-condensing
Storage humidity: 5% to 95% non-condensing

Electrical:

Auto-detectable (PFC compliant)

Physical Characteristics:

ZD420d: (L x W x H) 8.69 x 6.98 x 5.93 in
ZD420t: (L x W x H) 10.5 x 8.0 x 7.5 in

Warranty:

One-year limited

Part Number/Price

Part #	Description	Est. Weight	Price
Direct Thermal			
192720	ZD420d direct thermal printer, USB host	10 lb	\$595.00
192721	ZD420d direct thermal printer, USB host, Ethernet LAN	10 lb	\$745.00
Thermal Transfer			
192722	ZD420t thermal transfer printer, USB host	10 lb	\$695.00
192723	ZD420t thermal transfer printer, USB host, Ethernet LAN	10 lb	\$845.00

Options/Accessories

Part #	Description	Price
192735	Peeler option, ZD420t, front mount, field installable	\$40.00
192737	Peeler option, ZD420d, front mount, field installable	\$40.00
192738	RS-232 option, ZD420 series	\$25.00
Label Stock/Ribbon		
192736	Ribbon core option, ZD420t, to accept 1 in ribbon cores (set of 2)	\$25.00
192724	2000 wax ribbon (ZD420t) 2.52 in x 984 ft, 1 in core	\$4.50
192725	2000 wax ribbon (ZD420t) 3.31 in x 984 ft, 1 in core	\$6.00
192726	2000 wax ribbon (ZD420t) 4.23 in x 984 ft, 1 in core	\$7.60
192727	5555 wax ribbon (ZD420t) 2.52 in x 984 ft, 1 in core	\$12.00
192728	5555 wax ribbon (ZD420t) 3.31 in x 984 ft, 1 in core	\$15.60
192729	5555 wax ribbon (ZD420t) 4.33 in x 984 ft, 1 in core	\$20.50
192730	5095 resin ribbon (ZD420t) 2.52 in x 984 ft, 1 in core	\$25.00
192731	5095 resin ribbon (ZD420t) 3.31 in x 984 ft, 1 in core	\$32.50
192732	5095 resin ribbon (ZD420t) 4.33 in x 984 ft, 1 in core	\$42.50

Zebra® QLn420

Mobile Printer



Standard Features

- Apple iOS, Android, Windows Mobile and BlackBerry connectivity
- Direct thermal printing of barcodes, text and graphics
- CPCL, EPL™ and ZPL® programming languages
- 256 MB Flash memory supports downloadable programs, receipt formats, fonts and graphics (64 MB available for user storage)
- PowerPrecision+ 4900 mAh Li-Ion rechargeable battery
- Built-in battery charger
- Serial and USB ports (both support strain relief)
- Belt clip for unobtrusive and convenient printing
- Black mark and gap media sensing using fixed center-position sensors
- Easy-to-use peel and present mode
- Label present sensor for issuing labels one at a time
- Tear bar for easy dispensing
- Center-loading media locking for variable roll widths
- “Clamshell” design for easy media loading
- Management: Mirror, SNMP, Web server, Profile Manager, AirWatch and Wavelink Avalanche®
- Large, easy-to-read LCD control panel (240 x 128 pixels)
- LCD can be customized using WML (text and icons)
- Printer alerts on the display, help menus
- Tolerance of multiple drops from 6' / 1.8 m to concrete
- IP43 dust- and water-resistance rating (IP54 with soft case)
- 400 MHz 32-bit ARM processor
- XML support
- Supports vertical and horizontal printing
- Printers can be used in any orientation
- QR barcode links to web-based help pages
- Zebra Print Touch simplifies Bluetooth pairing and launches web-based help pages with NFC-enabled devices
- Label odometer
- NTP (Network Time Protocol) support via WiFi or Ethernet

APPROVALS



Specifications

Paper Width:
4.40 in

Paper Thickness:
3.2 mil to 7.5 mil

Paper Diameter (OD):
2.6 in

Paper Roll Shaft:
0.75 in

Resolution:
203 dpi

Memory:
128 MB RAM / 256 MB Flash

Print Width:
4.10 in

Bar Code Symbolologies:
Codabar (NW-7), Code 39, Code 93, Code 128, EAN-8, EAN-13, UCC/EAN 128, UPC-A, UPC-E, PDF417, Micro PDF417, QR Code, TLC39

Maximum Print Length:
32 in

Maximum Print Speed:
4 ips

Media Sensors:
Black mark, Gap

Interface:
RS-232, USB, WiFi, Bluetooth®

Operating Characteristics:
Operating temperature: -4° F to 122° F
(-20° C to 50° C)

Approvals:
CE, UL, TUV, CSA

Physical Characteristics:
Width: 6.5 in
Height: 7.35 in
Depth: 3.25 in
Weight: 2.45 lb

Warranty:
One-year warranty

Part Number/Price

Part #	Description	Est. Weight	Price
181232	QLn420, 4 in direct thermal printer, 203 dpi, RS-232/USB/WiFi/Bluetooth®	3 lb	\$1,285.00

Options/Accessories

Part #	Description	Price
181233	Power supply, 12-24VDC	\$44.00
181236	Power supply, 15-60VDC	\$85.00
181234	RAM Handi-Mount kit	\$263.00
188144	AC Adapter	\$95.00
188145	Receipt paper	\$12.00
Label Stock/Ribbon		
181238	4 in x 4 in direct thermal labels, with Gap. 36 rolls per case	\$285.00
181239	4 in x 2 in direct thermal labels, with Gap. 36 rolls per case	\$268.00
Cables		
181235	RS-232C, 6 ft	\$36.00



Not recommended for applications with exposure to sunlight, fluorescent lamps or heat.

Standard Features

- Requires a 633 nm visible light diode (VLD) scanning device for barcodes
- All-temperature permanent acrylic adhesive with short repositioning time, withstands some contact with alcohol, blood, grease and water

Applications:

- Recommended for paper, corrugated containers, folding cartons with exterior varnish, glass, metal, PVC, polyesters, acetate, cellophane XT polymer, polystyrene, and some treated polypropylenes and polyethylenes

Part Number/Price

Part #	Width x Length	Roll Dia.	Case Qty	Labels Per Roll	Perf.	Price
0.75 in Core Size						
110463	2.00 x 3.00 in	2 in	36	125	Yes	\$97.00/case
1 in Core Size						
110346	1.20 x 0.85 in	5 in	6	2,710	Yes	\$8.25/roll
35342	2.0 x 1.0 in	4 in	12	1,375	Yes	\$8.50/roll
110350	2.00 x 1.00 in	5 in	16	2,600	Yes	\$15.05/roll
37354	2.25 x 1.25 in	2 in	12	260	Yes	\$5.15/roll
40332	2.25 x 2.00 in	5 in	12	1,445	Yes	\$14.25/roll
110348	2.25 x 3.00 in	5 in	16	950	Yes	\$13.50/roll
37352	2.25 x 4.00 in	4 in	12	380	Yes	\$8.50/roll
110349	2.25 x 4.00 in	5 in	12	700	Yes	\$10.80/roll
65617	2.25 x 4.50 in	5 in	16	600	Yes	\$14.60/roll
110347	2.25 x 1.25 in	5 in	16	2,100	Yes	\$12.80/roll
156746	3.00 x 2.00 in	4 in	8	800	Yes	\$9.95/roll
110352	3.00 x 3.00 in	5 in	8	950	Yes	\$18.75/roll
110351	3.50 x 1.00 in	5 in	8	2,600	Yes	\$22.00/roll
110353	4.00 x 1.00 in	5 in	8	2,500	Yes	\$21.60/roll
37350	4.00 x 1.50 in	4 in	12	960	Yes	\$27.45/roll
110354	4.00 x 1.50 in	5 in	8	1,800	Yes	\$21.00/roll
110345	4.00 x 2.00 in	5 in	8	1,400	Yes	\$19.20/roll
110355	4.00 x 2.50 in	5 in	8	1,100	Yes	\$20.10/roll
53251	4.00 x 3.00 in	5 in	12	930	Yes	\$23.35/roll
37348	4.00 x 3.00 in	2 in	12	110	Yes	\$5.95/roll
40331	4.00 x 4.00 in	5 in	8	745	Yes	\$23.35/roll
110356	4.00 x 5.00 in	5 in	8	500	Yes	\$19.00/roll
37345	4.00 x 6.00 in	5 in	8	450	Yes	\$20.00/roll
3 in Core Size						
21776	3.00 x 3.00 in	8 in	8	2,000	Yes	\$40.25/roll
156745	3.00 x 5.00 in	8 in	8	1,200	Yes	\$28.00/roll
91303	4.00 x 2.00 in	8 in	4	2,900	Yes	\$37.60/roll
43937	4.00 x 4.00 in	8 in	4	1,500	Yes	\$37.85/roll
25935	4.00 x 6.00 in	8 in	4	1,000	*	\$34.10/roll
150921	4.00 x 6.00 in	8 in	4	1,000	Yes	\$30.50/roll
20594	4.00 x 6.50 in	8 in	4	900	Yes	\$32.70/roll
25975	4.25 x 2.50 in	6 in	6	1,090	Yes	\$25.65/roll
20531	4.50 x 2.50 in	8 in	4	2,500	*	\$50.75/roll
20597	3.5 x 3.25 in	10 in	10	3,100	No	\$70.00/roll
Star Labels (1 in Core Size)						
70598	Black line, 3 x 1 in	4 in	10	1,600	No	\$22.00/roll
70597	Black line, 3 x 2 in	4 in	10	900	No	\$22.00/roll
Medical						
107134	1 x 11 in Datamax O-Neil SafeD-Band, wristband	5 in	4	350		\$398.00/case

* Perforated liner available upon request at no charge. Minimum order quantities may apply. NOTE: 8 and 10 in diameter rolls are not Allegro compatible

Custom label quote form online at www.ricelake.com/customlabel

Standard Features

DTL Plus/DTT

- Top-coated white matte finish
- Requires a visible light (633 nm) scanning device for bar codes
- Withstands some contact with alcohol, blood, grease and water



DTL-Plus
High-speed Thermal Transfer Label



DTT
Direct Thermal Tag Stock

Not recommended for applications with exposure to
sunlight, fluorescent lamps or heat

Part Number/Price

Part #	Description	Price
109340	3 in wide continuous tag stock, 7.2 mil, 3 in core, 8 in O.D., 480 ft wound out	\$37.50
109298	4 in wide continuous tag stock, 7.2 mil, 3 in core, 8 in O.D., 480 ft wound out	\$40.00
119829	3.5 x 5.5 in perforated, tow up fan folded stacks of 1,000, min. order of 1,000	\$0.05 each

DTL-SYN

Standard Features

DTL-SYN

- Top-coated white matte finish
- Requires a visible light (633 nm) scanning device for bar codes
- All-temperature permanent acrylic adhesive with short repositioning time
- Withstands some contact with alcohol, blood, grease and water



DTL-SYN
Direct Thermal Synthetic Label

Part Number/Price

Part #	Description	Price
109448	3.25 x 3.25, 3 in core, 8 in O.D., 1,800 LPR, wound out, 208 roll minimum order	\$90.00/roll

TTL

Thermal Transfer Label



Standard Features

- All-temperature permanent acrylic adhesive
- Withstands some contact with alcohol, oil, grease, blood and water

Part Number/Price

Part #	Width x Length	Roll Dia.	Case Qty	Labels Per Roll	Perf.	Price
1 in Core Size						
41978	4.00 x 3.00 in	4 in	8	500	Yes	\$11.50/roll
110357	1.50 x 1.00 in	5 in	8	2,260	Yes	\$8.40/roll
110362	2.00 x 1.00 in	5 in	8	2,260	Yes	\$10.45/roll
110358	2.25 x .750 in	5 in	6	3,320	Yes	\$10.35/roll
110360	2.25 x 3.00 in	5 in	6	930	Yes	\$11.05/roll
110359	2.25 x 1.25 in	5 in	12	2,100	Yes	\$10.35/roll
110365	4.00 x 2.00 in	5 in	6	1,370	Yes	\$18.00/roll
53261	4.00 x 3.00 in	5 in	12	930	Yes	\$18.05/roll
110366	4.00 x 4.00 in	5 in	12	700	Yes	\$18.00/roll
160934	4.00 x 4.00 in	5 in	12	700	No	\$18.00/roll
110367	4.00 x 6.00 in	5 in	12	475	Yes	\$16.50/roll
3 in Core Size						
21785	2.00 x 1.00 in	8 in	12	5,500	*	\$12.95/roll
25945	2.00 x 1.00 in	6 in	12	2,550	*	\$9.00/roll
66541	2.50 x 1.75 in	8 in	2	3,600		\$80.00/roll
44347	2.50 x 1.50 in	8 in	8	3,600	No	\$160.00/case
20671	3.00 x 3.00 in	8 in	8	2,000	*	\$23.00/roll
48408	3.50 x 1.00 in	8 in	4	5,500	Yes	\$86.55/case
156741	4.00 x 4.00 in	8 in	4	1,500	Yes	\$18.30/roll
21788	4.00 x 6.00 in	8 in	4	1,000	*	\$17.90/roll
20573	4.00 x 6.50 in	8 in	4	900	*	\$19.20/roll
156742	4.00 x 6.00 in	8 in	4	1,000	Yes	\$17.90/roll
20536	4.50 x 2.50 in	8 in	4	2,500	*	\$34.55/roll
Kit, 4 label rolls, 2 ribbons, 1 cleaning card						
126629	4.00 x 4.00 in	8 in	1	1,500		\$100.95/case

* Perforated liner available upon request at no charge. Minimum order quantities may apply.

NOTE: 8 in diameter rolls are not Allegro compatible. Custom label quote form available online

NOTE: Not recommended for long-term exposure to water or other liquids

Fantastock Thermal Transfer Label

Standard Features

- Withstands some contact with alcohol, oil, grease, blood and water
- Suited for alphanumerics, bar codes and graphics
- Top-coated white matte finish

Part Number/Price

Part #	Width x Length	Roll Qty.	Case	Labels Per Roll	Price
1 in Core Size					
35417	Fantastock 4 x 2.88 in	4	8	500	\$37.50/roll
126114	3 x 1 in TTL Fantastock	4	8	500	\$40.00/roll
129377	4 x 2.5 in	5	8	1,650	\$128.00/roll
21794	4 x 2.875 in , 3 in core, 8 in O.D. minimum four rolls	4	4		\$155.00/roll

NOTE: 8 in diameter rolls are not Allegro compatible

TTT Standard Tag



Standard Features

- Withstands some contact with alcohol, oil, grease, blood and water
- Suited for alphanumerics, bar codes and graphics
- Top-coated white matte finish

Part Number/Price

Part #	Width x Length	Roll Qty.	Case	Labels Per Roll/ft.	Perf.	Price
3 in Core Size						
89190	4 in wide continuous 7.5 pt	8 in	4	4,000 ft	No	\$38.50/roll
107621	3.25 wide x continuous 7.5 pt, 11 in O.D., 50 roll minimum order	—	—	1,010 ft	No	\$28.40/roll
124757	4.5 x 2.5 in, with sensing notch 20 roll minimum order	—	4	2,300	Yes	\$51.50/roll
164870	4 x 6 in, stack of 1,000	—		1,000		\$28.50/stack

NOTE: Not recommended for long-term exposure to water or other liquids

SDR Super Durable Ribbon



Standard Features

- 4.6 micron, thermal transfer resin-based ribbon
- Smudge and smear proof
- 1,182 ft (360.3 m) long (one ribbon prints two rolls of 8 in [203.2 mm] O.D. label or tag stock)
- Avoid exposure to heat, humidity and sunlight during storage

Part Number/Price

Part #	Width x Length	Color	Case Qty	Datamax Comp	Zebra/ Elton Desktop Comp	Zebra Ind. Comp.	Price
1/2 in Core Size Not for all 2" wide printers							
37366	2.50 in x 242 ft	No	12	No	800009-002	No	\$5.70/roll
126115	3.27 in x 243 ft	No	36	221967	No	No	\$7.95/roll
37368	4.30 in x 242 ft	No	12	No	800009-004	No	\$9.35/roll
92633	4.33 in x 360 ft	No	24	226757	No	No	\$15.00/roll
1 in Core Size							
21772	4.00 in x 1182 ft	Yes	24	221716	No	No	\$1,015.00/case
52343	4.30 in x 1476 ft	No	6	No	5095BK11045	Yes	\$84.00/roll
129378	4.30 in x 984 ft	—	24	296639	—	—	\$35.15/roll

Scannable colors include: Blue, Red, White, Gold



Standard Features

- 4.6 micron thermal transfer wax/resin ribbon
- Smudge and scratch resistant
- 1,182 ft (360.3 m) long (one ribbon prints two rolls of 8 in (203.2 mm) O.D. label or tag stock)
- Avoid exposure to heat, humidity and sunlight during storage

Part Number/Price

Part #	Width x Length	Color	GoDex Comp.	Datamax Comp.	Zebra/Eitron Comp.	Zebra Industrial Comp.	Case Qty	Price
1/2 in Core Size Not for all 2 inch wide printers								
81212*	2.50 in x 244 ft	No		Z28G-PRM064074	8000130-002	No	12	\$6.65/roll
37362	2.50 in x 298 ft	No		226351	800008-002	No	36	\$5.70/roll
35477	3.50 in x 360 ft	No		226455	No	Yes	12	\$8.25/roll
37364	4.30 in x 298 ft	No		226357	800008-004	No	36	\$10.40/roll
75895*	4.30 in x 244 ft	No		Z28G-PRM110074	800130-104	No	12	\$9.75/roll
35478	4.33 in x 360 ft	No		226457	No	Yes	12	\$10.65/roll
53265	1.30 in x 298 ft	No		No	800008-001	No	36	\$2.60/roll
1 in Core Size								
178965	4.30 in x 984 ft	No	GR4010				6	\$25.00/roll
110537	2.50 in x 984 ft	No			ZEBGPR-M064300		24	\$4.50/roll
34054	3.00 in x 1181 ft	Yes		226102	No	No	6	\$17.25/roll
40787	4.30 in x 1189 ft	No		No	800010-004	Yes	6	\$28.00/roll
110536	4.30 in x 984 ft	No		296143	NO	No	24	\$13.50/roll
34058	4.50 in x 1182 ft	Yes		226100	No	No	6	\$27.50/roll
42474	6.00 in x 1476 ft	Yes		224108	No	No	24	\$42.90/roll
GPR Plus (for use with Kimdura Stock)								
53611**	1.57 in x 1476 ft	No		No	No	5095BK04045	6	\$28.10/roll
20538	2.0 in x 1182 ft	No		222103	No	No	36	\$8.40/roll
20539	3.00 in x 1182 ft	No		222102	No	No	6	\$105.25/case
34056	4.00 in x 1182 ft	No		222116	No	No	24	\$25.25/roll

Prices for black ribbon only.

Color ribbon—contact RLWS sales for prices and availability.

Scannable colors include: Silver, gold, green, blue, brown, purple, maroon, midnight blue, fuchsia, kelly green, royal blue, lavender

Additional colors available: Red, orange, yellow, white, pink, pumpkin

* Ribbon for TLP2844

** Resin Performance

Tape and Ticket Printer Impact Ribbons

Standard Features

TicketPress:

- Cartridge-type
- Ribbon life approximately 3 million characters

SP2200 and SP2000:

- Cartridge-type
- Ribbon life is approximately 1 million standard characters

IDS-150A, IDS-152, and IDS-160:

- Inked spools

TM-U295, TM-U200, TM-300:

- Cassette-type
- TM-U295: Ribbon life is approx. 1.5 million standard characters
- TM-U200 and TM-300: Ribbon life is approx. 4 million characters (continuous printing)

Citizen® CBM-750 and Citizen® iDP-3111:

- Cassette-type
- CBM-750: Ribbon life is approx. 4 million lines (continuous printing) iDP-3111: Ribbon life is approx. 1 million lines (continuous printing)

Okidata 184 Turbo and 320:

- Self-inking
- Ribbon life is approximately 3 million characters

DH4000 and Toledo 8806A, SP298, SP2320 and SP2520, LC-7211, SP349 and SP300, DP8340:

- Cassette-type



Part Number/Price

Part #	Description	Price
SP2200 and SP2000 Ticket Printer		
20308	Black ink cartridge	\$24.00
TicketPress™ Ticket Printer		
128031	Black ribbon cartridge	\$21.00
132405	Purple ribbon cartridge	\$21.00
IDS-150A and IDS-152 Ticket Printer		
20440	Purple ink ribbon	\$10.00
IDS-160 Tape Printer		
20447	Purple ink ribbon	\$10.00
Epson® TM-U295 Ticket Printer		
29584	Purple ink cartridge (ERC 27)	\$12.00
29583	Black ink cartridge	\$12.00
Epson TM-U200/TM-U220 and TM-300 Tape Printer		
31296	Purple ink cartridge (ERC 30, 34)	\$12.00
66499	Red/black ink cartridge	\$12.00
Epson TM-U590 Ticket Printer		
68525	Purple ink cartridge (ERC-31)	\$12.00
Citizen CBM-750 Tape Printer		
41902	Red/black ribbon cartridge	\$10.00
Okidata 184 Turbo and 320 Line Printer		
20664	Ribbon cartridge	\$8.00
DH4000 and Toledo 8806A and Fairbanks 50-3925 Tape Printer		
20428	Purple ribbon cartridge (no blue guide)	\$20.00
Star® SP298, SP2320 and SP2520 Ticket Printer		
69921	Purple ribbon cartridge	\$12.00
Star SP349 and SP312 Tape Kiosk Printer		
69920	Purple ribbon cartridge	\$13.00
Star DP8340 Tape Printer		
20447	Purple ribbon cartridge	\$10.00
Star SP700 Tape Printer		
103728	Black ribbon cartridge	\$12.00

Don't see a ribbon or paper roll you need? Send us the manufacturer name and model of the printer and we will provide you a quotation.

Tape Printer Paper Supplies



Standard Features

IDS-150A, IDS-152, IDS-160, TM-U200, TM-300, and Citizen® CBM-750:

- One-ply paper roll (W x L): 3 in x 150 ft (76.2 mm x 45.7 m)
- Two-ply paper roll (W x L): 3 in x 90 ft (76.2 mm x 27.4 m)

Citizen® iDP-3111:

- One-ply paper roll (W): 2.25 in (57.1 mm)

Star®:

- One- and two-ply paper roll (W x L): 3 in x 3 ft (76.2 mm x 0.9 m)
- One-ply thermal paper roll (W x L): 3.125 in x 3.25 ft (76.2 mm x 0.99 m), 8 in roll dia.

Part Number/Price

Part #	Description	Price
IDS-150A, IDS-152, IDS-160, TM-U220, TM-300, and Citizen CBM-750:		
69916	One-ply Bond, (W x L) 3 in x 150 ft (76.2 mm x 45.7 m), 3 in dia., 1/2 in core	\$5.00/roll
69915	Two-ply Bond, (W x L) 3 in x 90 ft (76.2 mm x 27.4 m), 3 in dia, 1/2 in core white/canary yellow	\$7.00/roll
Citizen iDP-3111:		
42870	One-ply Bond, (W x L) 2.25 in x 150 ft (57.1 mm), 7/16 in core 2 7/8 in outer diameter	\$5.00/roll
Star:		
69916	One-ply Bond, (W x L) 3 in x 150 ft (76.2 mm x 45.7 m), 3 in dia., 1/2 in core	\$5.00/roll
69915	Two-ply Bond, (W x L) 3 in x 90 ft (76.2 mm x 27.4 m), 3 in dia, 1/2 in core white/canary yellow	\$7.00/roll
69917	One-ply thermal, (W) 3.125 in (75.44 mm, 2.97 in dia.) 7/16 core 230 ft	\$5.00/roll
70083	One-ply thermal, (W) 3.23 in (82 mm, 3 in dia.), 8 in roll dia. (2,020 ft long) 1 1/2 core	\$35.00/roll
71214	One-ply plain paper, (W) 3.25 in (82.5 mm, 3 in dia.), 50 rolls/case, 3/8 core	\$95.00/case
105711	Two-ply plain paper, (W) 3.25 in, 50/case, 3/8 core 3 in outer diameter	\$150.00/case
105712	Three-ply plain paper, (W) 3 in, 50 per case, 3/8 core, 3 in outer diameter (white, canary, pink)	\$160.00/case
102950	One-ply thermal, (W) 4.4 in, 6 in outer diameter, 1 in core, 930 ft roll	\$42.50/roll
20448	One-ply Bond, (W x L) 4.5 in x 165 ft, 7/16 core, 3 in outer diameter	\$8.00/roll
42672	Two-ply, (W x L) 4.5 in x 95 ft, 3 in outer diameter	\$7.00/roll
70683	One-ply Bond, (W x D) 4.5 x 3 in, sprocket feed, 140 ft	\$13.00/roll
107618	One-ply thermal, (W) 10 mm (4.4 in, 4 in) outer diameter, 500 ft	\$10.50/roll
102957	One-ply thermal, (W) 58 mm (2.28 in, 2 3/4 in) outer diameter, 1/2 in core	\$3.50/roll
Epson:		
105445	One-ply thermal, (W) 80 mm (3.1 in, 6 in) outer diameter, 710 ft/roll	\$25.00/roll
105446	One-ply thermal, (W) 80 mm (3.1 in, 8 in) outer diameter, 1,268 ft/roll	\$27.00/roll
75947	One-ply thermal, (W x L) 2.25 in x 85 ft, 1 7/8 outer diameter, Mobilink, 1/2 in core	\$6.00/roll
126092	One-ply receipt (W x L) 2 in x 574 ft, 1 in core, 5 in O.D., 6 rolls/case	\$72.50/case
Kiosk Printers:		
50426	One-ply, (W x D) 3.25 in x 6 in, 7/16 core 950 ft	\$24.00/roll
104940	One-ply thermal, (W x D) 112 mm x 5 in, 1 in core, 625 ft	\$24.00/roll
Zebra Mobile:		
105566	One-ply thermal, 2 in continuous 79 ft rolls, 2.5 in OD (36 per case)	\$66.25/case
105565	One-ply thermal, 4 in continuous 79 ft rolls, 2.5 in OD (36 per case)	\$121.00/case
Misc:		
66653	One-ply thermal, (W x L) 80 mm (3.1 in x 455 ft, 5 in diameter for Swecoin, Star TUP 900)	\$18.00/roll
76076	One-ply thermal, (W) 60 mm (2 3/8 in), 100 mm) outer diameter 40 mm core, wound out	\$13.00/roll
73134	One-ply Bond, (W) 1 3/4 in x 1-7/8 outer diameter, 7/16 core	\$3.50/roll
47341	One-ply thermal, (W x L) 64 mm x 50 m, 1 9/16 in core	\$5.00/roll
110463	(W x L) 2 x 3 in label, RW 220 or RW 420, 125 labels/roll, 2 in OD, 36 per case	\$97.00/case
165865	Thermal paper, (W x D) 4 x 5 in, 6 rolls/case	\$110.00/case
166916	Thermal paper, (W x D) 8.5 in x 565 ft, continuous, 4 rolls/case	\$200.00/case

Standard Features

Hecon® Printers, EL522 & EL516 - 20266

- Carbon triplicate interleaved
- Size (W x L): 4.25 in x 7.875 in (127 mm x 200 mm)
- Order quantity: 500 per package

20266

DATE _____		No. _____	
SELLER _____			
BUYER _____			
ADDRESS _____			
CITY _____	STATE _____	ZIP _____	
		GROSS _____	
		TARE _____	
		NET _____	
DRIVER ON <input type="checkbox"/> OFF <input type="checkbox"/> WEIGHED BY _____			
FORM 510			

Standard Features

SP2200, SP2000 - 20265

- Carbon triplicate interleaved, perforated and glued on one end
- Size (W x L): 5.5 in x 9 in (139.7 mm x 228.6 mm)
- Order quantity: 500 per package

20265

ELECTRONIC SCALE TICKET		No. _____
DATE _____		
SELLER _____		
BUYER _____		
ADDRESS _____		
CITY _____	STATE _____	ZIP _____
COMMODITY _____		
PRICE _____		
REMARKS _____		
DRIVER <input type="checkbox"/> ON <input type="checkbox"/> OFF _____		
WEIGHER _____		
Form ES-4		

Standard Features

Rice Lake Scales - 71630 or 105182

- Carbonless duplicate or triplicate
- Size (W x L): 4.25 in x 7 in (107 mm x 177.8 mm) attached at 4.25 side
- Order quantity: 500 per package
- Custom (Duplicate): Add company name (min. order two packs)
- Custom (Triplicate): Add company name (min. order two packs)

Customer Name: _____
Driver On <input type="checkbox"/> Driver Off <input type="checkbox"/>
Customer Signature: _____


Standard Features

Blank Scale Ticket - 22263

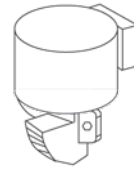
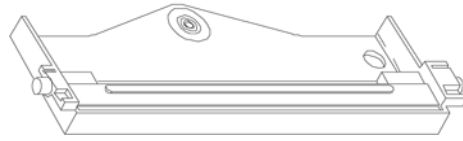
- 3-part carbonless
- White, canary yellow and pink
- Size (W x L): 4.25 in x 5.5 in (108 mm x 140 mm)
- Attached at 4.25 edge
- Custom: Add company name (min. order of 1,000)

--

Part Number/Price

Part #	Description	Price
20266	Hecon Printers, EL522 and EL516, 500/pack	\$92.00
20265	SP2200, SP2000, 500/pack	\$95.00
71630	Rice Lake ticket, two part, 500/pack	\$50.00
105182	Rice Lake ticket, three part, 500/pack white, canary yellow, pink	\$72.00
22263	Blank scale ticket, each	\$0.22 each

Replacement Print Heads



Part Number/Price

Part #	Description	Price
Ticket Printers		
Epson		
29535	TM-290/TM-U295	\$300.00
116659	TM-U590	\$300.00
68726	TM-U590 print mechanism	\$845.00
Rice Lake Weighing Systems		
35347	SP2200	\$300.00
Star		
72513	SP298	\$125.00
Tape Printers		
Epson		
118730	TM-U220	\$125.00
Label Printers		
Honeywell		
53939	I-4208 I-4210, I-4212 (203 dpi)	\$450.00
66748	I-4308 (300 dpi)	\$550.00
67552	W-6208 (203 dpi) prior to Dec, 1999, 6 in	\$695.00
82859	W-6208 (203 dpi), DPO 20-2164-01, 1,999 to to current, 6 in	\$695.00
67551	W-6308 (300 dpi), 6 in	\$995.00
103369	M-4210, 203 dpi	\$495.00
96957	H-4212, 203 dpi	\$450.00
72473	Ex2, E-4203 (203 dpi)	\$200.00
112517	E4205 (e) (203 dpi)	\$125.00
103368	M4206, (203 dpi)	\$495.00
118183	Print engine A-class model 4212, 203 dpi	\$450.00
Eltron/Zebra®		
53034	LP/TLP2622/2722 (2 in)	\$325.00
78998	LP/TLP-2824 (2 in)	\$165.00
78999	LP-2844 (4 in)	\$195.00
79000	TLP-2844 (4 in)	\$210.00
95375	Z4000, S4M (203 dpi)	\$695.00
111091	Zebra GK,(203 dpi)	\$200.00
GoDex		
107532	DT2X print head	\$110.00
150743	DT4xW print head	\$195.00
150746	G500 print head	\$195.00

Printer Cables



Part Number/Price

Part #	Description	Price
Interface Cables for TicketPress, SP-2200, TM-U295, TM-U590 and Star® Printers		
15547	Blunt end, 25-pin D-sub male RS-232 serial interface cable	\$65.00
15548	25-pin D-sub male to 25-pin D-sub male 20 mA serial interface cable (SP2200 only)	\$65.00
15568	25-pin D-sub male to 25-pin D-sub male RS-232 serial interface cable	\$65.00
Consult	Custom 20 mA/RS-232 serial interface cable	\$95.00
Interface Cables for I-Class		
15547	Blunt end, 25-pin D-sub male RS-232 serial interface cable	\$65.00
Consult	Custom RS-232 interface cable	\$95.00
Interface Cables for Desktops, GoDEX Models, Zebra, E-4203 and M-4206		
41276	DB9 male RS-232 cable to blunt end	\$65.00
Straight Cable		
70056	DB9 male to DB9 female	\$35.00
50749	DB9 female to DB9 female	\$55.00
41279	DB25 male to DB9 male	\$65.00
72440	DB25 male to DB9 female	\$65.00
Null Modem Cable		
66535	DB9F to DB9 female, Null modem	\$45.00
64794	DB9 male to DB9 female	\$65.00
USB Cable		
79074	USB-A (male) to USB-B (male) cable, 6 ft	\$30.00
153603	USB to nine-pin Male RS-232 adapter	\$91.00
Ethernet Cable/RJ45		
72697	RJ45 to RJ45, 7 ft	\$35.00
78860	RJ45 to RJ45, cross over 7 ft	\$35.00
75594	RJ45 to nine-pin female	\$65.00
Misc. Cables and Adapters		
22436	Blunt end, nine-pin D-sub female	\$60.00
130213	Blunt end DB25 male	\$55.00
165698	Female to male gender changer	\$10.50
119064	Slimline, Null modem gender changer, DB9 female/female	\$10.50
130789	Null modem DB9 M/F	\$12.00

Blunt-end cables interface to: UMC444, UMC555, UMC600, IQ700, IQ plus® 310A, IQ plus® 355, IQ plus® 390-DC, IQ plus® 510, IQ plus® 590-DC, IQ plus® 710, IQ plus® 800, and IQ plus® 810, 520 and 920®

Custom cables are designed to interface with your specific equipment. Please specify equipment model number and connector type. Standard cable length is 5 ft (1.5 m).

Standard Features

- Tough, flexible transparent vinyl, constructed with heavy-duty stitching
- Loose fit allows for operation of switches or controls through the dust cover
- Available for most types of scale equipment



Protect your electronic scales, weight indicators and printers with a scale veil. Reduce costly repairs and down time due to moisture penetrating through instrument enclosures during cleanup or operation.

Part Number/Price

Model	Part #	Price
Epson		
TM290/295	29582	\$55.00
TM-U200 TM-U220	35666	\$60.00
TM-U590	111840	\$65.00
Okidata		
Okidata 184 Turbo Printer	21208	\$65.00
Okidata 320/390	21226	\$65.00

Custom veils and specials available; consult factory.

Remote Displays / Scoreboards

TABLE OF CONTENTS

LASERLIGHT2™	942
<i>Four-inch or Six-inch, Four-inch Stop/Go Remote Display</i>	
LASERLT-60 AND LASERLT-100	944
<i>Two-inch or Four-inch Remote Display or Weight Indicator</i>	
RD-232	946
<i>0.8-inch LED Remote Display</i>	
RD-300	948
<i>1.0-inch LCD Remote Display</i>	

ESPAÑOL | Visite [ricelake.com/spanish](https://www.ricelake.com/spanish)
para ver todos los materiales
Rice Lake que están
disponibles en español.

*Product names, logos, brands, and other trademarks featured
or referred to within this publication are the property of their respective trademark holders.*

LaserLight2™

Four-inch or Six-inch, Four-inch Stop/Go Remote Display



Standard Features

- Available with a 4-in or 6-in display
- Six high-intensity red digits (double-row discrete LED)
- Time and date displayed when scale is empty
- Auto Learn mode of communication protocols
- Hold displayed weight (demand input)
- Software selectable standstill mode for no updates while in motion
- Durable weathertight IP66 enclosure
- Adjustable daylight/night intensity
- Non-glare contrast filtered lens
- Mirror (reverse image) function
- RS-232, 20 mA and RS-485 communications
- Auto sensing 115/230 VAC power supply
- PEMs for VESA flat-wall mount or side-mounting flange
- Polyethylene breather vent inhibits internal moisture buildup
- Red, green and arrow lights in stop/go version

APPROVALS*



*See Specific Part Numbers

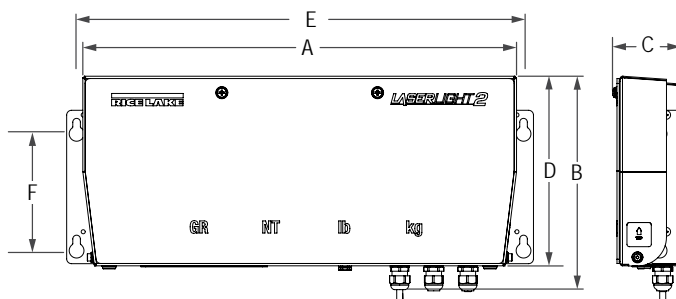
Dimensions

22-inch Enclosure (Four-inch Model)

A	22.28 in (565 mm)	D	9.80 in (250 mm)
B	10.96 in (280 mm)	E	23.00 in (584 mm)
C	3.28 in (85 mm)	F	6.00 in (152 mm) 3/8 in bolt

31-inch Enclosure (Six-inch and Stop/Go Models)

A	30.63 in (780 mm)	D	12.77 in (325 mm)
B	13.94 in (355 mm)	E	31.00 in (787 mm)
C	3.73 in (95 mm)	F	7.75 in (197 mm) 3/8 in bolt



Specifications

Display:

6-digit, 7-segment discrete oval red LED lamps
Contrast enhanced optical filtering lens
1- or 2-place decimal or comma indication
4 annunciators for GR, NT, lb, kg
4-inch red, green ball/arrow in Stop/Go model

Maximum Viewing Distance:

4 in: 250 ft (75 m)
6 in: 300 ft (100 m)

Input Interface:

RS-232, RS-485, 20 mA current loop (active or passive, switch selectable)

Output Interface:

Independently configurable echo out port or RS-232

Input Data Format:

Baud Rate: 1200, 2400, 4800, 9600 and 19200
self-learning or software selectable

Character Format:

7 or 8 data bits; even, odd, or no parity; 1 or 2 stop bits, self-learning or software selectable

Update:

Continuous or out-of-motion only; software selectable

Power Consumption:

4 in: 21 watt
6 in: 27 watt

Time:

Software enable/disable, 12- or 24-hour format

Date:

Software enable/disable, US or ISO format

Rating/Material:

IP66 weather tight, mild steel, powder coated

Dimensions:

4-inch (L x H): 22.28 in x 9.8 in
6-inch (L x H): 30.63 in x 12.77 in
Stop/Go (L x H): 30.63 in x 12.77 in
(flanges add 2.00 in width)

Weight:

4 in: 20 lb (9 kg)
6 in: 25 lb (11 kg)

Operating Temperature Range:

-40°F to 120°F (-40°C to 49°C)

Warranty:

Two-year limited warranty

Approvals:

UL/cUL on specific part numbers

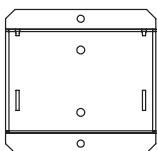
Part Number/Price

Part #	Description	Est. Weight	Price
Flange Mounted (included)			
167091	LaserLight2 remote display 4-inch (100 mm) includes PN 175305	20 lb	\$1,600.00
179521*	LaserLight2 remote display 4-inch (100 mm) marked UL/cUL includes PN 175305	20 lb	\$1,800.00
175286	LaserLight2 remote display 4-inch (100 mm) stainless steel includes PN 179910	20 lb	\$1,950.00
167092	LaserLight2 remote display 6-inch (150 mm) includes PN 175306	25 lb	\$2,100.00
179523*	LaserLight2 remote display 6-inch (150 mm) marked UL/cUL includes PN 175306	25 lb	\$2,300.00
167093	LaserLight2 remote display Stop/Go 4-inch (100 mm) includes PN 175306	25 lb	\$2,100.00
179525*	LaserLight2 remote display Stop/Go 4-inch (100 mm) marked UL/cUL includes PN 175306	25 lb	\$2,300.00
187120	LaserLight2 remote display Stop/Go 4-inch (100 mm) stainless steel includes PN 187123	25 lb	\$2,500.00
VESA Mounted (included)			
175860	LaserLight2 remote display 4-inch (100 mm) includes PN 175213	20 lb	\$1,650.00
179522*	LaserLight2 remote display 4-inch (100 mm) marked UL/cUL includes PN 175213	20 lb	\$1,850.00
175861	LaserLight2 remote display 6-inch (150 mm) includes PN 175213	25 lb	\$2,150.00
179524*	LaserLight2 remote display 6-inch (150 mm) marked UL/cUL includes PN 175213	25 lb	\$2,350.00
175862	LaserLight2 remote display Stop/Go 4-inch (100 mm) includes PN 175213	25 lb	\$2,150.00
179526*	LaserLight2 remote display Stop/Go 4-inch (100 mm) marked UL/cUL includes PN 175213	25 lb	\$2,350.00

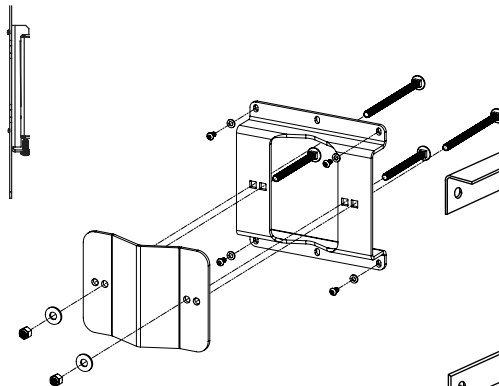
*UL/cUL on specific models

Options/Accessories

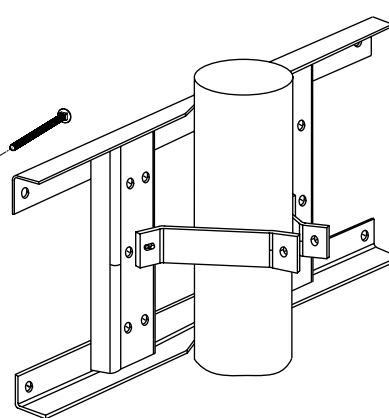
Part #	Description	Price
175052	Wireless interface, pair of ConnexLink Radios and mount	\$795.00
Consult	LaserLight2 green display (modified LED boards)	Consult
175213	Mount bracket, VESA flat-wall option (included with VESA mounted remote)	\$80.00
175305	Mount bracket, 4-inch flange option (included with flange mounted remote)	\$25.00
175306	Mount bracket, 6-inch flange option (included with flange mounted remote)	\$25.00
179910	Mount bracket, 4-inch stainless steel flange option (included with flange mounted stainless steel remote)	\$29.00
187124	Mount bracket, 6-inch stainless steel flange option (included with flange mounted stainless steel remote)	\$40.00
75856	Pole mount kit, 4-inch flange option (24-inch wide frame for 4-8 inch dia. pole)	\$225.00
77775	Pole mount kit, 6-inch and 4-inch stop/go flange option (32-inch wide frame for 4-8 inch dia. pole)	\$225.00
177865	Pole mount kit, VESA flat-wall option mount for 2-6 inch pole	\$75.00
178790	Offset kit (right or left flag mount) for universal pole mount (requires PN 177865)	\$60.00
181224	Visor for 22 inch enclosure (not required for weather protection)	\$150.00
181801	Visor for 31 inch enclosure (not required for weather protection)	\$150.00



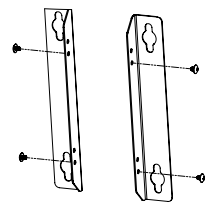
VESA flat-wall mount
PN 175213



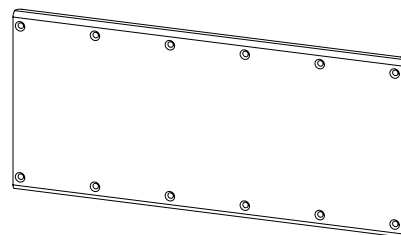
VESA pole mount kit
PN 177865



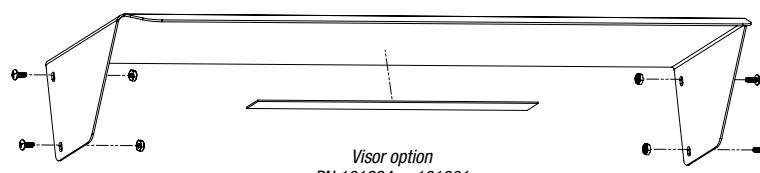
Flange pole mount kit
PN 75856 or 77775



Flange mount
PN 175305, 175306,
179910, 187124



Offset kit
PN 178790



Visor option
PN 181224 or 181801

LaserLT-60 and LaserLT-100

Two-inch or Four-inch Remote Display or Weight Indicator



LaserLT-60



LaserLT-100

Standard Features

- Available as a 2.4 in (60 mm) or 4 in (100 mm) display
- Six-digit display with high-intensity LEDs
- Auto Learn, weight value only
- Configuration for format length, weight location, termination character
- Parameters for motion, overload, decimal point, net character, COZ
- Status LEDs for Zero, Motion, Net, Unit 1, Unit 2
- Single units (Auto Learn mode), Dual Units (String Configuration mode)
- Integrated five-key waterproof keypad
- Adjustment for six levels of brightness through the keypad
- Includes removable back wall mount bracket
- Fitted with anti-condensation air valve to regulate humidity and pressure
- Power from 12 to 24VDC, comes with 110-240VAC internal power supply

APPROVALS



Specifications

Display:

6-digit, 7-segment discrete oval red LED lamps, single width
2.4 in (60 mm) or 4 in (100 mm) digit
Decimal/comma indication in any position
Annunciators for NT, Stability, COZ

Maximum Viewing Distance:

LaserLT-60: 2.4 in digit 75 ft (25 m)
LaserLT-100: 4 in digit 150 ft (50 m)

Input Interface:

RS-232, RS-485

Output Interface:

RS-232, RS-485

Input Data Format:

Baud Rate: 1200 to 115.2K software selectable.
Even parity 7 data bits, or no parity 8 data bits

Update:

Software selectable 1-20/sec

Digital I/O:

Two inputs, 12-24VDC
Two outputs, 48VAC, 60VDC max

Rating/Material:

304 stainless steel, IP68

Weight:

10 lb

Operating Temperature:

-40°F to 120°F (-40°C to 49°C)

Warranty:

One-year limited warranty

Approvals:

CE marked

Dimensions

LaserLT-60

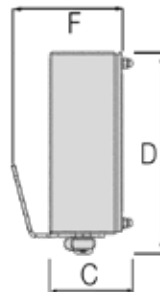
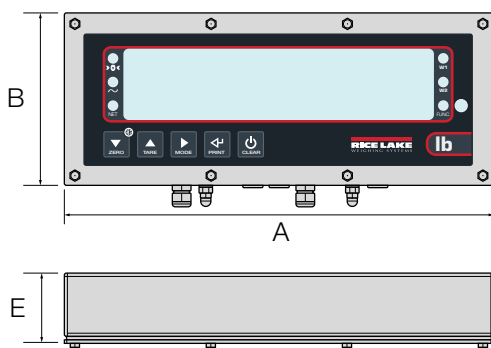
A	16.14 in (410 mm)	D	7.28 in (185 mm)
B	6.50 in (165 mm)	E	2.64 in (67 mm)
C	3.03 in (77 mm)	F	4.84 in (123 mm)

LaserLT-100

A	16.93 in (430 mm)	D	7.63 in (194 mm)
B	7.28 in (185 mm)	E	2.64 in (67 mm)
C	2.52 in (64 mm)	F	3.98 in (101 mm)

Optional Side Bracket

G	3.875 in (98 mm)
---	------------------



LaserLT-100
Optional Side Bracket

LaserLT-60 and LaserLT-100

Two-inch or Four-inch Remote Display or Weight Indicator

Part Number/Price

Part #	Description	Price
Remote Display		
185253	LaserLT-60 remote display, 2.4 in (60 mm) LED	\$1,050.00
185255	LaserLT-100 remote display, 4.0 in (100 mm) LED	\$1,350.00
Weight Indicator		
197453	LaserLT-60, indicator with weighing functionality	\$1,050.00
197454	LaserLT-100, indicator with weighing functionality	\$1,350.00

With SCT-1100 firmware loaded, configurable as a weight indicator

- Max 10,000 divisions or multi-range
- A/D 24 bit 4-channel conversion
- Connect 4 cells with summing or up to 4 independent weighing systems

Indicators are not Legal for Trade, NTEP approval pending

Options/Accessories

Part #	Description	Price
185256	Mount bracket, 2 tilting side brackets for LaserLT-100	\$50.00
185258	Visor for LaserLT-100	\$125.00

RD-232

0.8-inch LED Remote Display



RD-232 NEMA Type 4X FRP Enclosure



RD-232 Compact Stainless Steel Wall Mount Enclosure



RD-232 NEMA Type 4X Stainless Steel Wall Mount Enclosure

Specifications

Display:

6-digit, 7-segment, 0.8 in (20.32 mm) Light Emitting Diode (LED)
Red (standard intensity)
Green (sunlight visible)

Status Annunciators:

lb, kg, gross, net

Operating Voltage:

115 VAC, $\pm 10\%$ 60 Hz,
DC Voltage Range: 6.2-18 VDC
230 VAC available

Input Interface:

RS-232, 20 mA active or passive current loop, standard
ASCII compatible

Baud Rate:

Selectable: 300, 600, 1200, 2400, 4800, 9600, 19200

Operating Temperature:

-13°F to 104°F (-25°C to 40°C)

Rating/Material:

NEMA Type 4X FRP or optional stainless steel

Weight:

Approximately 5 lb (2.3 kg)
Stainless steel unit, approximately 6 lb (2.7 kg)

Warranty:

One-year limited warranty

Standard Features

- NEMA Type 4X Fiberglass Reinforced Polyester (FRP) wall-mount enclosure
- Optional NEMA Type 4X stainless steel wall-mount enclosure or NEMA Type 12 panel-mount version
- Easy-to-read 6-digit 0.8 in (20.3 mm) LED red (standard intensity) or green (sunlight visible)
- AC or DC operation
- Four status annunciators
- Full floating decimal point
- RS-232 or 20 mA current loop active or passive interface
- Compatible with a variety of digital weighing indicators; DIP switch selectable intuitive data receiver interprets serial strings

Dimensions

FRP Enclosure

A	8.00 in (203 mm)	D	4.00 in (101 mm)
B	9.50 in (241 mm)	E	9.00 in (222 mm)
C	6.00 in (153 mm)		

Stainless Steel Enclosure

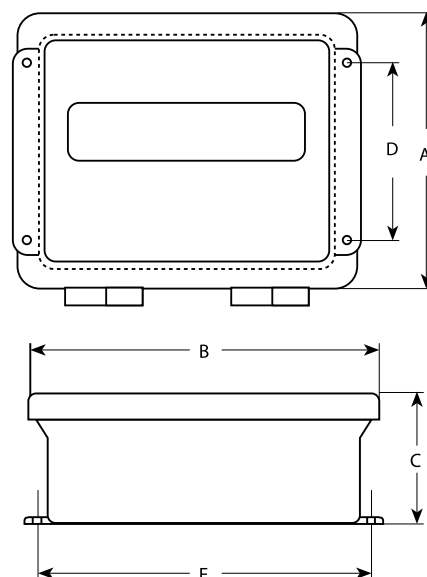
A	8.00 in (203 mm)	D	8.63 in (219 mm)
B	10.00 in (254 mm)	E	8.00 in (203 mm)
C	4.31 in (109 mm)		

Compact Enclosure

A	6.25 in (158 mm)	D	5.25 in (133 mm)
B	9.25 in (234 mm)	E	8.50 in (215 mm)
C	2.00 in (50 mm)		

Panel Mount

A	5.88 in (149 mm)	D	5.12 in (130 mm)
B	7.88 in (200 mm)	E	7.12 in (180 mm)
C	2.00 in (50 mm)		



RD-232

0.8-inch LED Remote Display

Part Number/Price

Part #	Description	Est. Weight	Price
Red LED			
32716	RD-232, 115 VAC/12 VDC, FRP enclosure, red LED	5 lb	\$950.00
68786	RD-232, 115 VAC/12 VDC, compact stainless steel wall mount enclosure, red LED	5 lb	\$950.00
32717	RD-232, 115 VAC/12 VDC, NEMA Type 4X stainless steel wall mount enclosure, red LED	8 lb	\$1,200.00
32727	RD-232, 115 VAC/12 VDC, panel mount, red LED	3 lb	\$900.00
34748	RD-232, 230 VAC/12 VDC, no power cord, FRP enclosure, red LED	5 lb	\$1,000.00
Green LED			
178168	RD-232, 117 VAC/12 VDC, FRP enclosure, green LED	5 lb	\$950.00
178169	RD-232, 117 VAC/12 VDC, compact stainless steel wall mount enclosure, green LED	5 lb	\$950.00
178170	RD-232, 117 VAC/12 VDC, NEMA Type 4X stainless steel wall mount enclosure, green LED	8 lb	\$1,200.00
178171	RD-232, 220 VAC/12 VDC, FRP enclosure, no power cord, green LED	5 lb	\$1,000.00

Specify interfacing indicator when ordering a remote display

Options/Accessories

Part #	Description	Price
33210	Additional operating manual (RD-232/RD-300)	\$21.00

RD-300

1.0-inch LCD Remote Display



RD-300 NEMA Type 4X FRP Enclosure



RD-300 Compact Stainless Enclosure



RD-300 NEMA Type 4X Stainless Steel Enclosure

Standard Features

- NEMA Type 4X Fiberglass Reinforced Polyester (FRP) wall mount enclosure
- Optional NEMA Type 4X stainless steel wall mount enclosure
- Easy-to-read 1 in (25.4 mm) Liquid Crystal Display (LCD)
- RS-232 and 20 mA active current loop interface
- Status annunciators
- AC operation
- Backlight for dark conditions
- Compatible with a variety of digital weight indicators; intuitive data receiver automatically interprets serial strings
- 115 VAC and 230 VAC available

Dimensions			
FRP Enclosure			
A	8.00 in (203 mm)	D	4.00 in (101 mm)
B	9.50 in (241 mm)	E	8.75 in (222 mm)
C	6.00 in (152 mm)		
Stainless Steel Enclosure			
A	8.00 in (203 mm)	D	8.63 in (219 mm)
B	10.00 in (254 mm)	E	8.00 in (203 mm)
C	4.31 in (109 mm)		
Compact Enclosure			
A	6.25 in (158 mm)	D	5.25 in (133 mm)
B	9.25 in (234 mm)	E	8.50 in (215 mm)
C	2.00 in (50 mm)		
Panel Mount			
A	5.88 in (149 mm)	D	5.12 in (130 mm)
B	7.88 in (200 mm)	E	7.12 in (180 mm)
C	2.00 in (50 mm)		

Specifications

Display:

6-digit, 7-segment, 0.8 in (20.32 mm) Light Emitting Diode (LED)

Status Annunciators:

lb, kg, gross, net

Operating Voltage:

115 VAC, $\pm 10\%$ 60 Hz,
DC Voltage Range: 6.2-18 VDC
230 VAC available

Input Interface:

RS-232, 20 mA active or passive current loop,
standard
ASCII compatible

Baud Rate:

Selectable: 300, 600, 1200, 2400, 4800, 9600,
19200

Operating Temperature:

-13°F to 104°F (-25°C to 40°C)

Rating/Material:

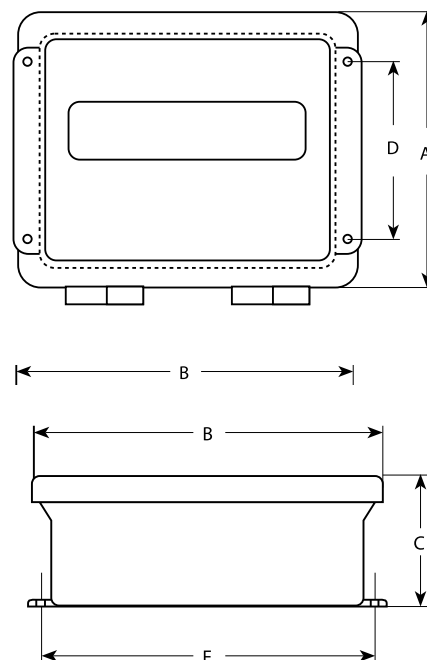
NEMA Type 4X FRP or optional stainless steel

Weight:

Approximately 5 lb (2.3 kg) stainless steel unit,
approximately 6 lb (2.7 kg)

Warranty:

One-year limited warranty



RD-300

1.0-inch LCD Remote Display

Part Number/Price

Part #	Description	Est. Weight	Price
68782	RD-300 AC, compact stainless steel enclosure with backlight	5lb	\$950.00
22532	RD-300 AC, FRP enclosure with backlight	5lb	\$950.00
22536	RD-300 AC, NEMA Type 4X stainless steel enclosure with backlight	8lb	\$1,200.00
22540	RD-300 AC, panel mount with backlight	3lb	\$900.00
34750	RD-300 AC, 230 VAC, FRP enclosure with backlight	5lb	\$1,000.00

Options/Accessories

Part #	Description	Price
33210	Additional operating manual (RD-300/RD-232)	\$21.00

Retail

TABLE OF CONTENTS

RICE LAKE RS-130/RS-160	952
<i>Battery-Operated Price Computing Scales</i>	
ISHIDA ASTRA II	954
<i>Price Computing Scale with Printer</i>	
ISHIDA ASTRA II STANDARD LABEL FORMATS	956
BENCHPRO™ BP-R	958
<i>Multi-Purpose Digital Bench Scale</i>	
QUIKSHARP™	960
<i>Sharpener</i>	

ESPAÑOL | Visite ricelake.com/spanish
para ver todos los materiales
Rice Lake que están
disponibles en español.

*Product names, logos, brands and other trademarks featured
or referred to within this publication are the property of their respective trademark holders.*

Rice Lake RS-130/RS-160

Battery-Operated Price Computing Scales



RS-130 Pole



RS-160 Bench

Part Number/Price

Part #	Model	Capacity	Weight	Price
167941	RS-130 Bench	30 lb x 0.01 lb 15 kg x 0.005 kg 480 oz x 0.2 oz	12 lb	\$365.00
168100	RS-130 Pole	30 lb x 0.01 lb 15 kg x 0.005 kg 480 oz x 0.2 oz	13 lb	\$376.00
167942	RS-160 Bench	60 lb x 0.02 lb 30 kg x 0.01 kg 960 oz x 0.5 oz	12 lb	\$375.00
168101	RS-160 Pole	60 lb x 0.02 lb 30 kg x 0.01 kg 960 oz x 0.5 oz	13 lb	\$387.00

NOTE: Buy quantity of 5 and get a 50% discount

Options/Accessories

Part #	Description	Price
169634	Additional operating manual	\$15.00
169635	Additional calibration instructions	\$5.00
85711	Additional in-use cover	\$6.00
47976	Fish platter, (W x D) 9.5 x 13.5 in	\$95.00
47977	Produce platter, (W x D) 9.5 x 13.5 in	\$75.00
85710	Replacement rechargeable battery, 6V	\$22.00

Dimensions: Bench

Unit

11.8 in x 13.0 in x 4.7 in
(300 mm x 330 mm x 120 mm)

Stainless Steel Platter

11.8 in x 9.5 in (300 mm x 240 mm)

Dimensions: Pole

Unit

11.8 in x 13.0 in x 4.7 in
(300 mm x 330 mm x 120 mm)

Stainless Steel Platter

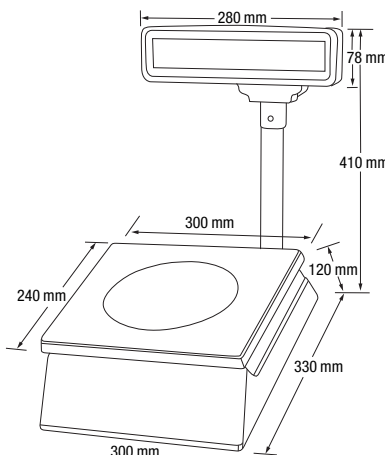
11.8 in x 9.5 in (300 mm x 240 mm)

Head

11 in x 3.1 in (280 mm x 78 mm)

Unit with Pole

11.8 in x 9.5 in x 16.1 in
(300 mm x 240 mm x 410 mm)



Standard Features

- Toggle between lb/kg/oz*
- Nine PLU keys for direct price lookups
- Function keys: change, unit, zero, tare
- Backlit LCD display, 0.45 in (11.5 mm) character height
- Cash back calculation
- Large stainless steel platter
- In-use cover
- Pole swivels to face desired direction
- Battery charge indicator
- Internal sealed battery included
- Optional customer display
- NTEP Certified, Legal for Trade

*Not Measurement Canada Approved

Specifications

Capacity/Graduations:

RS-130:
30 lb x 0.01 lb
15 kg x 0.005 kg
480 oz x 0.2 oz

RS-160:
60 lb x 0.02 lb
30 kg x 0.01 kg
960 oz x 0.5 oz

Display Items:

Weight: Five-digits
Unit price: Five-digits
Total price: Six-digits

Accuracy:

1/3,000

Display:

Backlit LCD, 0.453 in (11.5 mm) character height

Power Source:

DC 6V/25 mA rechargeable battery with AC adaptor included AC 115V/0.1A (max) (100+ hours battery life, 8-10 hours to recharge)

Weight:

10 lb (4.5 kg)

Preset Key:

Nine direct price lookups

Dimensions:

Platter: (W x D) 11.8 x 9.5 in
Overall: (W x D x H) 12.3 x 13.0 x 4.7 in

Operating Temperature:

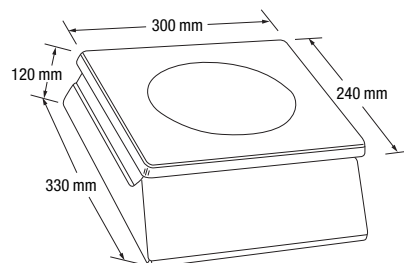
14°F to 104°F (-10°C to 40°C)


Classification:

NTEP CC 04-067, Class III 3000d
*Not Measurement Canada Approved

Warranty:

One-year limited warranty





NEW Ishida Astra II

Price Computing Scale with Printer



Astra II Bench

Astra II Pole

Standard Features

- 84 one-touch preset keys, 168 presets (assign two items/key 0)
- Programmable function keys
- Blue alphanumeric LCD display (23 digits, 16 segments)
- Print speed of 3.9 in (100 mm) per second
- Convenient side-loading label feature
- TC/IP 10/100 Base T Ethernet
- USB port (for data backup and restore)
- Proportional tare
- Optional customer display
- NTEP Certified, Legal for Trade

Part Number/Price

Part #	Model	Capacity	Weight	Price
185822	Astra II Bench	30 lb x 0.01 lb	25 lb	\$1,623.00
185823	Astra II Pole	30 lb x 0.01 lb	25 lb	\$1,705.00
190641	Astra II Lite software CD			\$0.00
190642	Astra II Lite license file (for one computer only not transferable)			\$149.00

Options/Accessories

Part #	Description	Price
47977	Produce platter (sits on top platter included with scale)	\$75.00
47976	Fish platter (sits on top platter included with scale)	\$95.00
47341	Continuous roll thermal journal paper, 64 mm W x 50 m L (for reports only)	\$5.00
184273*	Technical manual	\$15.00
184270*	Additional operating manual	\$15.00
184274*	Additional operation card	\$15.00
47732	2.36 in x 1.73 in (60 mm x 44 mm)	\$66.00
47733	2.52 in x 1.85 in (64 mm x 47 mm)	\$66.00
47735	2.52 in x 2.32 in (64 mm x 59 mm)	\$66.00
47736	Pre-printed safe handling instructions, 2.52 in x 2.32 in (64 mm x 59 mm)	\$66.00
47743 ***	Extended text, 2.52 in x 3.34 in (64 mm x 85 mm)	\$66.00
47745	Pre-printed safe handling instructions on top of label, 2.52 in x 3.34 in (64 mm x 85 mm)	\$66.00
47762	Non-barcode, 2.52 in x 1.46 in (64 mm x 37 mm)	\$66.00

Label Stock, please consult factory for case quantity pricing. Examples shown on page 956

Labels sold by the case-12 rolls per case.

* Manuals and software programs can be downloaded at no charge from our website at www.ricelake.com

*** Safe handling instructions can also be printed by scale

Specifications

Capacity:

30 lb x 0.01 lb

Weighing Resolution:

3,000 display divisions maximum

Display Types:

LCD, blue alphanumeric (23 digits, 16 seg)

Display Items:

Tare: Four-digits
Unit price: Five-digits
Total price: Six-digits

Preset Keys:

84 one-touch preset keys 168 presets (assign two items/key)

Memory Capacity:

2 MB

Communications:

TCP/IP 10/100 Base T Ethernet

Platter:

14.5 x 10.5 in (368 x 268 mm)

Printing Speed:

3.9 in (100 mm) per second

Printing:

Direct thermal 2.2 in (56 mm)
(448 dot, 8 dot/mm)

Label Size:

Width: 1.5-2.5 in (38-64 mm) {min}
Length: 1.2-6.9 in (30-175 mm) {max}

Label Roll:

Inside diameter: 1.6 in (40 mm)
Outside diameter: 3.9 in (100 mm)

Label Backing Paper:

Width: Up to 2.6 in (66 mm)

Power Supply:

AC100-240V, 50/60 Hz

Power Consumption:

Stand-by: 50 W
In operation: 100 W

Classification:

NTEP CC 07-005
UL Listed

Warranty:

One-year limited warranty

NEW Ishida Astra II

Price Computing Scale with Printer

Dimensions: Bench

Unit

17.2 in x 16.1 in x 6.3 in
(437 mm x 410 mm x 159 mm)

Stainless Steel Platter

10.5 in x 14.6 in (268 x 370 mm)

Dimensions: Pole

Unit

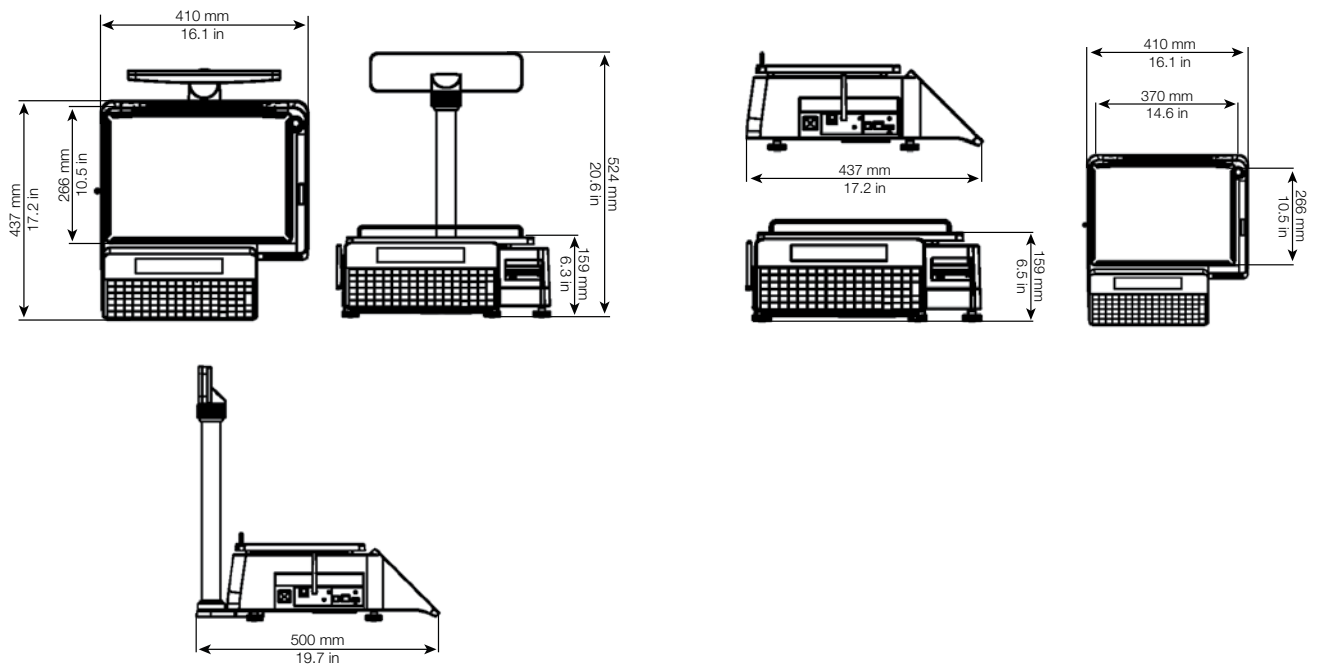
17.2 in x 16.1 in x 6.3 in
(437 mm x 410 mm x 159 mm)

Stainless Steel Platter

10.5 in x 14.6 in (268 x 370 mm)

Unit with Pole

19.7 in x 16.1 in x 20.6 in (500 mm x 410 mm x 524 mm)



Ishida Astra II Standard Label Formats

Titles on labels are pre-printed (SELL BY, PACKED ON, \$ LB, NET WT, TOTAL PRICE)

Maximum description text per label

- Formats 1-5** 1 name line + 2 ingredient lines
- Format 6** 1 name line + 6 ingredient lines
- Format 7** 1 name line + 17 ingredient lines
- Format 8** 1 name line + 6 ingredient lines

Format 1

SELL BY	PACKED	\$/LB.	WEIGHT(LB.)
			TOTAL PRICE(\$)

Example PN 47732

60 x 44 STD.
Part #47732 800 Labels Per Roll

SELL BY	PACKED	\$/LB.	WEIGHT(LB.)
SEP.28.15	SEP.27.15	0.00	0.71

0 200000 200003 1000

TOTAL PRICE(\$)
\$0.00

RICELAKE/ISHIDA
230 W. Coleman St. Rice Lake, WI (800) 472-6703

Format 5

PACKED ON	\$/LB.	NET WT.	TOTAL PRICE
SELL BY			

Example PN 47762

60 x 37 NON BARCODE
Part #47762 1000 Labels Per Roll

PACKED ON	\$/LB.	NET WT.	TOTAL PRICE
SEP.27.15	0.00	0.71	\$0.00

1000

RICELAKE/ISHIDA
230 W. Coleman St. Rice Lake, WI (800) 472-6703

Format 2

SELL BY	PACKED ON	\$/LB.	NET WT.
			TOTAL PRICE

Example PN 47733

64 x 47 STD.
Part #47733 800 Labels Per Roll

SELL BY	PACKED ON	\$/LB.	NET WT.
SEP.28.15	SEP.27.15	0.00	0.71

0 200000 200003 1000

TOTAL PRICE
\$0.00

RICELAKE/ISHIDA
230 W. Coleman St. Rice Lake, WI (800) 472-6703

Format 6

SELL BY	PACKED ON	\$/LB.	NET WT.
			TOTAL PRICE

Example PN 47735

64 x 59 EXTENDED TEXT
Part #47735 625 Labels Per Roll

SELL BY	PACKED ON	\$/LB.	NET WT.
SEP.28.15	SEP.27.15	5.99	0.14

TOTAL PRICE
\$0.84

RICELAKE/ISHIDA
230 W. Coleman St. Rice Lake, WI (800) 472-6703

Format 3

SELL BY	PACKED ON	\$/LB.	NET WT.(LB.)
			TOTAL PRICE \$

Example PN 47743

64 x 85 SAFE HANDLING
Part #47743 425 Labels Per Roll

SAFE HANDLING INSTRUCTIONS
THIS PRODUCT WAS PREPARED FROM INSPECTED AND PASSED MEAT AND/OR POULTRY. SOME FOOD PRODUCTS MAY CONTAIN BACTERIA THAT COULD CAUSE ILLNESS IF THE PRODUCT IS MISHANDLED OR COOKED IMPROPERLY. FOR YOUR PROTECTION, FOLLOW THESE SAFE HANDLING INSTRUCTIONS:
KEEP REFRIGERATED OR FROZEN, THAW IN REFRIGERATOR OR MICROWAVE.
KEEP RAW MEAT AND POULTRY SEPARATE FROM OTHER FOODS, WASH WORKING SURFACES (INCLUDING CUTTING BOARDS), UTENSILS, AND HANDS AFTER TOUCHING RAW MEAT OR POULTRY.
COOK THOROUGHLY.
KEEP HOT FOODS HOT, REFRIGERATE LEFTOVERS IMMEDIATELY OR DISCARD.

SELL BY	PACKED ON	\$/LB.	NET WT.(LB.)
SEP.28.15	SEP.27.15	0.00	0.71

0 200000 200003 1000

TOTAL PRICE \$
\$0.00

RICELAKE/ISHIDA
230 W. Coleman St. Rice Lake, WI (800) 472-6703

Format 7

SELL BY	PACKED ON	\$/LB.	NET WT.(LB.)
			TOTAL PRICE \$

Example PN 47743

64 x 85 EXTENDED TEXT
Part #47743 425 Labels Per Roll

SELL BY	PACKED ON	\$/LB.	NET WT.(LB.)
SEP.28.15	SEP.27.15	0.00	0.71

0 200000 200353 1000

TOTAL PRICE \$
\$0.35

RICELAKE/ISHIDA
230 W. Coleman St. Rice Lake, WI (800) 472-6703

Format 4

SAFE HANDLING INSTRUCTIONS
THIS PRODUCT WAS PREPARED FROM INSPECTED AND PASSED MEAT AND/OR POULTRY. SOME FOOD PRODUCTS MAY CONTAIN BACTERIA THAT COULD CAUSE ILLNESS IF THE PRODUCT IS MISHANDLED OR COOKED IMPROPERLY. FOR YOUR PROTECTION, FOLLOW THESE SAFE HANDLING INSTRUCTIONS:
KEEP REFRIGERATED OR FROZEN, THAW IN REFRIGERATOR OR MICROWAVE.
KEEP RAW MEAT AND POULTRY SEPARATE FROM OTHER FOODS, WASH WORKING SURFACES (INCLUDING CUTTING BOARDS), UTENSILS, AND HANDS AFTER TOUCHING RAW MEAT OR POULTRY.
COOK THOROUGHLY.
KEEP HOT FOODS HOT, REFRIGERATE LEFTOVERS IMMEDIATELY OR DISCARD.

NET WT	PRICE/LB	DATE
0.71	0.00	SEP.27.15

TOTAL PRICE
\$0.00

Example PN 47736

64 x 59 SAFE HANDLING
Part #47736 625 Labels Per Roll

SAFE HANDLING INSTRUCTIONS
THIS PRODUCT WAS PREPARED FROM INSPECTED AND PASSED MEAT AND/OR POULTRY. SOME FOOD PRODUCTS MAY CONTAIN BACTERIA THAT COULD CAUSE ILLNESS IF THE PRODUCT IS MISHANDLED OR COOKED IMPROPERLY. FOR YOUR PROTECTION, FOLLOW THESE SAFE HANDLING INSTRUCTIONS:
KEEP REFRIGERATED OR FROZEN, THAW IN REFRIGERATOR OR MICROWAVE.
KEEP RAW MEAT AND POULTRY SEPARATE FROM OTHER FOODS, WASH WORKING SURFACES (INCLUDING CUTTING BOARDS), UTENSILS, AND HANDS AFTER TOUCHING RAW MEAT OR POULTRY.
COOK THOROUGHLY.
KEEP HOT FOODS HOT, REFRIGERATE LEFTOVERS IMMEDIATELY OR DISCARD.

NET WT	PRICE/LB	DATE
0.71	0.00	SEP.27.15

0 200000 200003 1000

TOTAL PRICE
\$0.00

RICELAKE/ISHIDA
230 W. Coleman St. Rice Lake, WI (800) 472-6703

Format 8

SAFE HANDLING INSTRUCTIONS
THIS PRODUCT WAS PREPARED FROM INSPECTED AND PASSED MEAT AND/OR POULTRY. SOME FOOD PRODUCTS MAY CONTAIN BACTERIA THAT COULD CAUSE ILLNESS IF THE PRODUCT IS MISHANDLED OR COOKED IMPROPERLY. FOR YOUR PROTECTION, FOLLOW THESE SAFE HANDLING INSTRUCTIONS:
KEEP REFRIGERATED OR FROZEN, THAW IN REFRIGERATOR OR MICROWAVE.
KEEP RAW MEAT AND POULTRY SEPARATE FROM OTHER FOODS, WASH WORKING SURFACES (INCLUDING CUTTING BOARDS), UTENSILS, AND HANDS AFTER TOUCHING RAW MEAT OR POULTRY.
COOK THOROUGHLY.
KEEP HOT FOODS HOT, REFRIGERATE LEFTOVERS IMMEDIATELY OR DISCARD.

SELL BY	PACKED ON	\$/LB.	NET WT.
			TOTAL PRICE

Example PN 47745

64 x 85 REDUCED S.H.
Part #47745 425 Labels Per Roll


SAFE HANDLING INSTRUCTIONS
THIS PRODUCT WAS PREPARED FROM INSPECTED AND PASSED MEAT AND/OR POULTRY. SOME FOOD PRODUCTS MAY CONTAIN BACTERIA THAT COULD CAUSE ILLNESS IF THE PRODUCT IS MISHANDLED OR COOKED IMPROPERLY. FOR YOUR PROTECTION, FOLLOW THESE SAFE HANDLING INSTRUCTIONS:
KEEP REFRIGERATED OR FROZEN, THAW IN REFRIGERATOR OR MICROWAVE.
KEEP RAW MEAT AND POULTRY SEPARATE FROM OTHER FOODS, WASH WORKING SURFACES (INCLUDING CUTTING BOARDS), UTENSILS, AND HANDS AFTER TOUCHING RAW MEAT OR POULTRY.
COOK THOROUGHLY.
KEEP HOT FOODS HOT, REFRIGERATE LEFTOVERS IMMEDIATELY OR DISCARD.

SELL BY	PACKED ON	\$/LB.	NET WT.
SEP.28.15	SEP.27.15	3.30	0.72

0 200000 202383 1000

TOTAL PRICE
\$2.38

RICELAKE/ISHIDA
230 W. Coleman St. Rice Lake, WI (800) 472-6703



BenchPro™ BP-R

Multi-Purpose Digital Bench Scale



BP-R 10 x 10 with optional table top display pole PN 183103 and customer display PN 180901

Standard Features

- Large six-digit backlight LCD display with 1 in (29 mm) characters protected by heavy-duty tempered glass
- Powered USB HID point of sale interface – plug and play USB interface provides power and communications
- Nine-pin RS-232 interface for use with USB HID POS, SMA, NCI and ECR
- Four AA alkaline battery operation for portability (BP-R 12 x 14 scale only)
- Gravitational compensation allows for adjustment of factory calibration to meet your local gravity setting, non-approved

APPROVALS



Measurement
Canada
Approved



BP-R 12 x 14 scale



BP-R 06 x 10 scale



BP-R 12 x 14 scale with optional column bracket & post

Specifications

Dynamic Response:

0-1,000d, 1,000 ms, maximum average 1,000d +, 1,500 ms, maximum average

Power:

In-line Power Supply (included)

Input:

100-240 VAC, +10% -15%, 3-wire w/ground
Standard terminated with USA 3-prong plug

Output:

12V at .1 Amps DC minimum

Frequency:

50/60 Hz +/-3 Hz, standard

Approvals:

UL, CE, EN, CUL

Battery Power (BP-R 12 x 14 scale only):

Battery Type: Four AA alkaline batteries, 6V, with low battery indication at 4.3 volts (not included)*

Battery Life: 50-250 hrs depending on backlight and auto-shutdown settings

USB HID:

USB 2.0 full speed; Vendor ID: 1C19;
Product ID: 0002

Construction:

BP-R 6 x 10 and 10 x 10 scales - Powder coat painted mild steel base plate and load bridge with stainless steel weight platter

BP-R 12 x 14 scales - DieCast aluminum load bridge and base housing with stainless steel weight platter

Display:

Minimum key press life of 500,000 cycles, ABS plastic housing with Zero, Gross/Brutto, Net, W1/W2/W3 annunciators.

Dimensions (L x W x D) 5.25 x 2.21 x 1.09 in
Includes a 16 in cable with RJ-45 connection to scale

RS-232 Cable (included):

10 ft DB 9-pin male to female, straight pass through and null modem

USB Cable (included):

46 in (1,168.4 mm) A/B type USB cable

Warranty:

Two-year limited warranty



Operator display



Customer display
(optional)

Part Number/Price

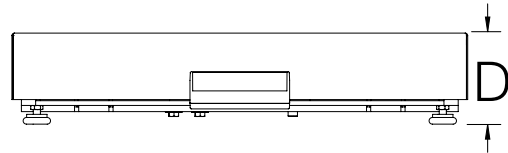
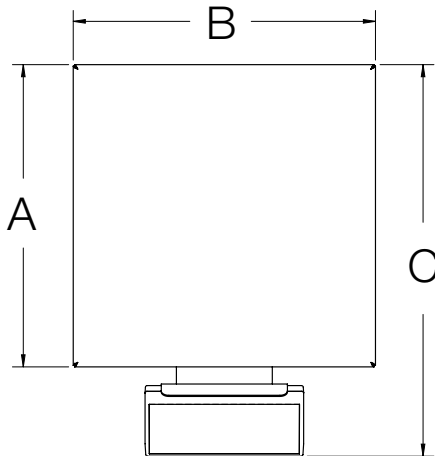
Part #	Capacity	Dimensions	Est. Ship Weight	Price
182374	15 x 0.005 lb (6 x 0.002 kg) / 15 lb x 0.1 oz	6 x 10 in	12 lb	\$695.00
182375	30 x 0.01 lb (15 x 0.005 kg) / 30 lb x 0.2 oz	6 x 10 in	12 lb	\$695.00
182376	15 x 0.005 lb (6 x 0.002 kg) / 15 lb x 0.1 oz	10 x 10 in	15 lb	\$695.00
182377	30 x 0.01 lb (15 x 0.005 kg) / 30 lb x 0.2 oz	10 x 10 in	15 lb	\$695.00
179733	15 x 0.005 lb (6 x 0.002 kg) / 15 lb x 0.1 oz	12 x 14 in	17 lb	\$545.00
179732	30 x 0.01 lb (15 x 0.005 kg) / 30 lb x 0.2 oz	12 x 14 in	17 lb	\$545.00

Options/Accessories

Part #	Description	Est. Weight	Price
174783	Column bracket and post (12 x 14 scale only)	2 lb	\$45.00
180901	Second Customer display, BenchPro BP-R no keyboard with 68 in cable	4 lb	\$65.00
174784	Second Remote operator display, BenchPro BP-R with 68 in cable	4 lb	\$80.00
183103	16 in (H) tabletop display post for use with second display, customer or remote operator	4 lb	\$195.00
178501	USB-RS-232 serial adapter	1 lb	\$45.00
196179	Wedgeline cable for direct RS-232 output, 9600-N-8-1	1 lb	\$235.00

Dimensions/Inches

	A	B	C	D
6 x 10	6.0	10.0	9.0	2.4
10 x 10	10.0	10.0	13.0	2.5
12 x 14	12.0	14.0	14.5	2.7



QuikSharp™

Sharpener



Specifications

Blades:

Tungsten carbide

Honing Rods:

Ceramic

Dimensions (L x W x H):

6 x 0.75 x 2.5 in
(152.4 x 19.05 x 63.5 mm)

Standard Features

- Tungsten carbide sharpener
- Ceramic honing rods
- Reversible blades

Part Number/Price

Part #	Description	Weight	Price
78720	Intruder QuikSharp™ complete knife sharpening system	2.25 oz	\$12.00



HOW TO REVERSE CARBIDE BLADES AND CERAMIC RODS

1. Remove screws to open sharpener.
2. Reverse blades or rods as shown.
3. Replace screws and reassemble sharpener.

Reversible blades have a total expected life of four to five years with normal use.

Scanners

TABLE OF CONTENTS

DATALOGIC® QUICKSCAN® QD2131962

Linear Imager Handheld Scanner

DATALOGIC® POWERSCAN®
PD9130 SERIES.....963

DATALOGIC® POWERSCAN® RF
PM9100 SERIES.....964

MOTOROLA® DS457965

ESPAÑOL | Visite ricelake.com/spanish
para ver todos los materiales
Rice Lake que están
disponibles en español.

*Product names, logos, brands and other trademarks featured
or referred to within this publication are the property of their respective trademark holders.*

Datalogic® QuickScan® QD2131

Linear Imager Handheld Scanner



Standard Features

- Light weight and balanced design
- Extra-wide scan angle and extra-long scan line
- Extended reading range and depth of field (DOF)
- Sharp and highly visible scan line
- Decent depth of field reading for general purpose scanning applications
- Datalogic's patented 'Green Spot' technology for good-read feedback
- IP42 rating for Particulate and Water Sealing
- 1.5 m / 5.0 ft drop specification
- 5-Year standard factory warranty
- EASEOFCARE Service Plans offer a wide range of service options to protect your investment, ensuring maximum productivity and ROI

Depth-of-Field

- Printing resolution, contrast and ambient light dependent

Density	Range
4 mils	0.0 in to 4.3 in (2.0 cm to 11 cm)
5 mils	0.6 in to 6.0 in (1.5 cm to 15.0 cm)
10 mils	0.3 in to 15 in (0.8 cm to 38.0 cm)
20 mils	1 in to 26 in (2.5 cm to 65 cm)

Part Number/Price

Part #	Description	Weight	Price
176306	QuickScan, QD2131, RS-232 6 ft cable and stand	4 lb	\$285.00
176307	QuickScan, QD2131, USB cable	4 lb	\$258.00
114796	QuickScan, QD2131, RS-232 cable, stand, eight-pin DIN cable for use with Digi® counting scales	4 lb	\$400.00
121495	QuickScan, QD2131, RS-232 cable, stand, nine-pin quick connect (supplies power from Counterpart Digital I/O)	4 lb	\$335.00

Options/Accessories

Part #	Description	Price
192322	Power supply, desktop 5 V, 12 W	\$41.25
112447	RS-232 6 ft cable coiled nine-pin female	\$50.00
85022	PS/2 to AT adaptor five-pin DIN male six-pin DIN female 6 in tail	\$12.00
114797	RS-232 cable with eight-pin DIN cable (for use with Digi counting scales)	\$95.00
125744	RS-232 cable nine-pin powered cable to blunt end with plug in (for use with Counterpart®)	\$50.00

Specifications

Light Source:

Red LED 617 mm

Decode Capabilities:

UPC A, E/EAN 8, 13/JAN 8, 13 (including add-ons P2/P5, Code128), Code 128, Code 93, Pharmacode 39, Code 39, Codabar, Interleaved 2 of 5, Industrial 2 of 5, Matrix 2 of 5, RSS 14, RSS-14 Stacked, RSS Expanded, RSS Limited, MSI/Plessey, UK/Plessey, Telepen, Code 16K, Code 11, PDF417 with audio assist

Dimensions:

(H x L x W): 6.7 x 2.8 x 2.6 in (17.0 x 7.1 x 6.6 cm)

Weight:

121.9 g (4.3 oz)

Read Rate:

270 reads/sec

Communications:

RS-232 DB9 female connector
USB
Keyboard wedge
Wand multi-interface

Operating Temperature:

32° F to 122° F (0° C to 50° C)

Humidity:

5% to 95% non-condensing

Shock Tolerance:

Withstands repeated drops on concrete from 5 ft (1.5 m)

Ingress Protection Rating:

IP42

Warranty:

Five-year limited warranty

Datalogic® PowerScan® PD9130 Series

Specifications

Dimensions:

(H x L x W): 8.0 x 3.0 x 4.5 in (20.3 x 7.6 x 11.4 cm)

Weight:

280.0 g (9.9 oz)

Display:

LED

Operating Temperature:

-22° F to 122° F (-30° C to 50° C)

Storage Temperature:

-22° F to 122° F (-40° C to 70° C)

Humidity:

5% to 95% non-condensing

Light Source:

Aiming 630 - 680 nm VLD

Communications:

Keyboard wedge, USB or RS-232

Ingress Protection Rating:

IP65

Drop Resistance:

6.6 ft (2 m)

Warranty:

Three-year limited warranty



Standard Features

- IP65 sealing rating
- Durable—tested to 50 drops of 2 m/6.6 ft
- 25 kV electrostatic protection
- Datalogic green spot and loud beeper for good read feedback
- Aladdin® software for configuration
- Linear Imager

Part Number/Price

Part #	Description	Weight	Price
195144	Scanner, PD9130 YB multi-interface, requires cable - (ordered separately)	4 lb	\$506.00
195145	Scanner kit, PD9130 YBK2 scanner and RS-232 cable - (included)	4 lb	\$545.00

Options/Accessories

Part #	Description	Price
195146	Kit, universal mount, Datalogic STD-P090	\$30.00
108217	RS-232 cable, CAB-434, 8 ft, nine-pin female coiled, PD9100 Series	\$70.00
195147	USB cable, CAB-524 for use with PD9130 only	\$39.00
108219	Keyboard wedge cable, CAB-437, PD9100 Series	\$70.00
192322	Power supply, desktop 5 volt, 12 W, PD9100 Series	\$41.25
41276	DB9-M Pin blunt end cable	\$65.00
Consult	RS-232 coiled 12 ft, CAB 467	Consult
Consult	RS-232 coiled 15 ft, CAB 486	Consult
Consult	USB, 8-0734-08	Consult

Datalogic® PowerScan® RF PM9100 Series



Standard Features

- Scanner is IP65
- Base station is IP64
- Wireless operation
- Operates up to 10 hours on a single charge
- Datalogic Green spot for good read feedback
- Polycarbonate molded with rubber
- Multi-point operation allows for multiple scanner communications to a single base station
- Linear Imager

Part Number/Price

Part #	Description	Weight	Price
196334	PowerScan RF scanner with battery, SR, 910 MHz for RS-232 keyboard wedge wand emulation interfaces (requires cable and base station)	4 lb	\$773.00
182779	PowerScan RF base station, 910 MHz for RS-232, keyboard wedge/wand	5 lb	\$455.00
190963	PowerScan PM9100 US, AC power adapter	3 lb	\$40.00

Options/Accessories

Part #	Description	Price
108219	Cable, wedge, Y, six-pin mini DIN, five-pin D/N, universal adapter cable	\$70.00
108217	Cable, RS-232, nine-pin D-sub, 8 ft	\$70.00

Specifications

Dimensions:

Scanner: 8.4 x 4.5 x 2.8 in
(212 x 109 x 71 mm)
Base Station: 10.5 x 3.5 x 2.5 in
(266.7 x 88.9 x 63.5 mm)
(width is 4.2 in/106.68 mm including mounting knobs)

Weight:

Scanner: 14.2 oz (405.0 g)
Base Station: 16 oz (454 g)

Display:

LCD: 6 lines x 16 characters

Light Source:

VLD between 630-380 nm

Base Station:

US: 110 V±10%, 60 Hz

Communications:

Host: RS-232 with DB9 S, P/S and 12 ft cable.
KBW (keyboard wedge) with P/S and 6 M Din, coiled cable 12 ft.
USB, 12 ft coiled cable

Frequency Range: (varies by country)

915 mHz

Operating Temperature:

-4°F to 122°F (-20°C to 50°C)

Storage Temperature:

-40°F to 158°F (-40°C to 70°C)

Ingress Protection Rating:

Scanner: IP65
Base station: IP64

Humidity:

0-90% non-condensing

Drop Resistance:

2 m

Battery Type:

Li-Ion 2150 mAh

Electrical:

Complies to C-CSA-US
(60950 Canada and USA)

Warranty:

Three-year limited warranty

Specifications

Dimensions:

1.15 (H) x 2.3 (L) x 2.44 in (W)
2.92 (H) x 5.84 (L) x 6.2 cm (W)

Weight:

3.9 oz (111 g)

Power Maximum:

5 VDC +/- 10% at 450 mA

Performance Characteristics:

Sensor Resolution 752 (H) x 480 (V) gray scale
Imager Field of View DS457 SR: 39.6° horizontal,
25.7° vertical
Aiming Element 655 ± 10 nm (VLD)
Illumination Element 625 ± 5 nm (LED)

Symbology Decode Capability:

1D All major 1D bar codes
2D PDF417, DataMatrix, QR Code, Aztec,
Composite Codes and MaxiCode
Postal US Postnet, US Planet, UK Postal, Australian
Postal, Japan Postal

Communications:

Interfaces Supported 9-Pin male D-sub USB (full
speed) and TTL level RS-232 with
RTS and CTS

Operating Temperature:

-4° to 122°F (-20° to 50°C*) (* Laser aimer disabled
above 113°F /45°C)

Storage Temperature:

-40° to 158°F (-40° to 70°C) Storage: 85% RH,
non-condensing at 70°C

Ingress Protection Rating:

IP54

Humidity:

95% RH, non-condensing at 50°C

Drop Resistance:

Withstands multiple 30 in (76 cm) drops to concrete

Image File Formats:

BMP, TIFF, JPG

Regulatory:

Electrical Safety ETL, VDE, CETL, EN60950, Ctick,
VCCI
Laser Classification Intended for use in CDRH Class
II/IEC 825 Class I devices
EMI/RFI FCC Part 15 Class B, ICES-003 Class B,
CISPR22 Class B

Warranty:

Three-year warranty against defects in workman-
ship and materials



Standard Features


- High-speed omnidirectional scan pattern
- Rugged, durable housing
- Sealed to IP54 standards
- Reads 1D and 2D symbols
- Supports 123Scan2 configuration tool
- Enables rapid and easy customized setup through a free, wizard-based PC software tool
- Scans any barcode on paper, mobile phones and computer displays

Part Number/Price

Part #	Description	Weight	Price
154077	Motorola DS457-SR (scanner 5VDC $\pm 10\%$ at 450 mA requires power source)	4 oz (111 g)	\$600.00

Options/Accessories

Part #	Description	Price
97479	Cable assembly, DB9F to blunt end, can supply power from scale indicator DI/O	\$55.00



Software

TABLE OF CONTENTS

VIRTUI2®	968
<i>PC-Based HMI for iQUBE2®</i>	
INTERCHANGE	969
<i>920®/1280 Database Management Software</i>	
ONTRAK®	970
<i>Truck Data Management Software</i>	
TRANSACT® LE/TRANSACT/ TRANSACT PLUS	972
<i>Truck Data Management Software</i>	
WEIGHVAULT®	974
WINWEDGE® TAL SOFTWARE	975
<i>Wedge Software</i>	

ESPAÑOL | Visite ricelake.com/spanish
para ver todos los materiales
Rice Lake que están
disponibles en español.

*Product names, logos, brands, and other trademarks featured
or referred to within this publication are the property of their respective trademark holders.*

VIRTUI2®

PC-Based HMI for iQUBE2®

**VIRTUI2®**

Virtui2 is a Windows®-based desktop application that works with iQUBE2 to replicate simple indicator functionality ideal for system integrators and OEMs wanting to provide a PC-based solution. Load cells are individually monitored and calibrated, making setup easy.

Standard Features

- Web browser-based iQUBE2® cell status
- Up to four scale systems and one total scale
- Virtual front panel consists of display and five-button keypad
- Primary/secondary units configuration (lb, kg, short tons, metric tons, none)
- RS-232 communications at up to 460 Kbps
- Electronic Data Processing (EDP) port over RS-232 and TCP/IP
- Printer port for output-only, simplex communications
- Two print formats
- Provides iQUBE2 configuration screen and iQUBE2 digital I/O configuration
- Supports iQUBE2 diagnostics with configurable error reporting
- Peak weight history
- Recalibration notification
- Provides local and remote reporting of diagnostics and error conditions
- Concentrated load capacity (CLC)
- Section capacity

APPROVALS**Specifications****Minimum System Requirements:**

Windows® XP™ or greater
 Serial port, USB to serial converter, or Ethernet TCP/IP for connection to iQUBE2
 Additional serial ports are required for connections to printers/remote displays

Status Annunciators:

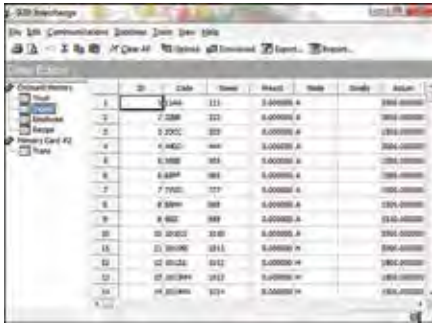
Units (lb, kg, short tons (tn), metric tons (t), NONE)
 gross/net, motion, center of zero

Approvals:

NTEP CC 04-058 Classes III and IIIL at 10,000d

Part Number/Price

Part #	Description	Price
108435	Virtual Indicator demo CD	N/A
108436	Activation part number - requires machine ID and customer's email address	\$500.00



Database Editor



Communication Settings for Download



Export or Import Data

Specifications

Minimum System Requirements:
Windows XP or greater

Used to set up a custom job file for each indicator database you need to export. Manually or automatically run the job file by setting a predetermined time. Windows® Task Scheduler can run the job file before you get to work and have an uploaded Excel® spreadsheet in your email inbox.

Standard Features

- Setup using an export job wizard
- Connect using RS-232, RS-485 or Ethernet TCP/IP
- Program will connect to the indicator and upload the current database structure
- Select the desired database
- Export database table file types: delimited text, XML, XLS, HTML

Part Number/Price

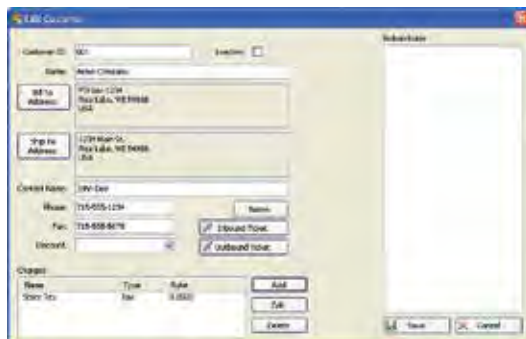
Part #	Description	Price
72809	Interchange database software	\$295.00

OnTrak®

TRUCK SCALE DATA MANAGEMENT



Weigh Scale



Customer Account Information

Specifications

System Requirements:

Windows® 7 and newer (x86 or x64 systems)

Databases:

4 GB max database size when using included MS SQL Server Express, unlimited with standard version of MS SQL Server
Back up and restore via included SQL Server Management Studio Express

Communications:

Support for multiple printers
Supports all Rice Lake indicator interfaces
Supports VIRTUi/VIRTUi2 interface
Optional Drivers available for non-Rice Lake weight indicators

Transaction Ticket:

User defined ticket formatting

Reports:

Comprehensive report filters
Optional custom reports

Export Data:

File transfer via XML transaction; exported reports can be saved as PDF/XLS; configurable transaction data export in .csv file format

Transaction Calculations:

Unlimited product prices and discounts
Tax calculations (does not integrate directly to financial software)

Software Support:

Database configuration, field installation and training available
Phone support packages available
Contact Rice Lake for further options

Approvals:

NTEP CC 05-107

Standard Features

- The OnTrak download has a very large file size (2.8 GB). Please make sure you have a high-bandwidth, reliable Internet connection before attempting to download. If you experience any difficulties do not hesitate to contact our technical sales department at 715-234-9171.
- Supports systems using Windows® 7 and up
- SQL Server® Express client/server database
- Comprehensive report filters
- User and administrator filters
- Backup and restore via included SQL Server Management Studio Express
- Unlimited charge/discount per product
- Ship or Receive mode for each transaction
- Exclusive database for: customer, hauler, truck, product, job, price/discount, tax, transaction
- Ethernet TCP/IP or RS-232 connectivity
- Supports VIRTUi/VIRTUi2® or Rice Lake weight indicators
- .CSV transaction file export
- Supports one or two scales

APPROVALS



Optional Features

- Image capture with Ethernet camera TCP/IP (may require SQL server upgrade through Microsoft)
- Interface to non-Rice Lake weight indicators
- Custom reports
- Database configuration
- Field installation and training
- Factory phone support

Part Numbers/Price

Part #	Description	Price
104787	OnTrak activation code	\$1,395.00
101062	OnTrak CD/ROM*	\$80.00

OnTrak trial at www.ricelake.com/ontrak

Options/Accessories

Part #	Description	Price
Consult	Non-Rice Lake indicator interface	\$195.00
Consult	Custom reports	\$175.00/hour
Consult	Database configuration	\$175.00/hour
FLD-INSTALL	Field installation	\$1,320.00/ weekday plus expenses
104789	Phone support, one hour	\$125.00
104790	Phone support, 10 hours	\$1,250.00
104791	Phone support, 25 hours	\$3,125.00
104792	Phone support, 50 hours	\$6,250.00
101003	Additional OnTrak manual	\$55.00

TransAct® LE/TransAct/TransAct Plus

Truck Data Management Software

SOFTWARE / TRACEABILITY SYSTEMS



TRUCK DATA MANAGEMENT SOFTWARE

APPROVALS



Truck/Container Cash Transaction

Customer Account Table

Standard Features	TransAct LE	TransAct	TransAct Plus
Intuitive menu-driven programs	X	X	X
Ticket editing, voiding and reprinting with the Quickscan utility	X	X	X
Report to screen, printer or export	X	X	X
Password protection	X	X	X
Easy-to-use graphic interface	X	X	X
Full mouse and keyboard support	X	X	X
Fault-tolerant data recovery to protect from system crashes	X	X	X
Bar code, magstripe and RFID interface	X	X	X
Full database backup and purge functions	X	X	X
Truck overweight warning	X	X	X
Predetermined keyboard and automatic tare entry	X	X	X
Interfaces to ticket, tape, dot-matrix and laser printers	X	X	X
Unlimited configurable ticket formats	X	X	X
Networkable		X	X
Three-configurable tares		X	X
Four-configurable categories		X	X
Configurable product rates		X	X
Multiple scale operation		X	X
Multiple transactions per ticket		X	X
Job table for contract purchases		X	X
Accounts payable and receivable			X
Aging report showing current and extended balance 30, 60 and 90 days			X
Expandable reporting features			X
Credit weight limits			X
Prints customer invoices and statements with detailed transaction information			X
Full reporting by account, revenue, tonnage, material and transaction			X
Invoice processing is separate from statement processing			X
Two invoice options available (open item, balance forward)			X
Invoice and statement printing options (print summary report, print detailed report)			X
Reprint invoices, statements, summary reports or detailed reports by isolating ranges of invoice numbers or dates			X

www.ricelake.com | Phone: 800-472-6703

RICE LAKE

TransAct® LE/TransAct/TransAct Plus

Truck Data Management Software

Specifications

System Requirements:

Windows 7® Service Pack 1 or newer

Hardware:

Intel® AMD® Processor, 1 GHz or greater
1 GB of RAM or greater
1 GB available storage space (data dependent)

Databases:

Virtually unlimited with user-definable categories
Automatic journaling with automatic rebuild after crash or power interrupt

Communications:

Support for two printers with selectable drivers for most popular printers

Transaction Ticket:

Configurable weigh-in and weigh-out ticket formats, complete selection of variables and data types

Reports:

Full reporting capabilities by account, vehicle, material, hauler, area, ticket, truck, container, trailer or date
Age reports 30, 60, 90 days

Export Data:

Reports can be exported via tab-delimited file format
Export/Import function for transferring transaction data in non-networking applications

Transaction Calculations:

Definable product rates, charges, taxes and customer discounts
Configurable percentage weight reductions for moisture and dockage

Accounting (TransAct Plus Version):

Full accounting capabilities
Accounts payable
Accounts receivable
Balance/reconciliation

Software Support:

Rice Lake Weighing Systems offers field software support for TransAct LE/TransAct/TransAct Plus
Contact our service department for software support
Software support is a chargeable service

Approvals:

NTEP CC 97-034



Part Numbers/Price

Part #	Description	Price
79079	TransAct LE version 5.5.14	\$1,385.00
43898	TransAct version 5.5.14	\$2,345.00
98089	Additional seat TransAct 5.5.14 (must be purchased with original 5.5.14)	\$965.00
43899	TransAct Plus version 5.5.14	\$4,645.00
98090	Additional seat TransAct Plus 5.5.14 (must be purchased with original 5.5.14)	\$1,785.00

Note: TransAct demos can be downloaded from our website at www.ricelake.com

Options/Accessories

Part #	Description	Price
15547	Blunt end, 25-pin D-sub male RS-232 serial interface cable	\$65.00
Interfaces to: 355, 390-DC, 420, 480, 510, 590-DC, 720, 820, 880, 920i and 1280		
50270	Additional operating manual	\$25.00
Consult	Upgrade from TransAct LE to TransAct 5.5.14	Consult
Consult	Upgrade from TransAct LE to TransAct Plus 5.5.14	Consult
Consult	Upgrade from TransAct to TransAct Plus 5.5.14	Consult
Consult	Quickbooks® interface for TransAct 5.5.14	Consult
Consult	Quickbooks® interface for TransAct Plus 5.5.14	Consult
Consult	3rd party accounting software interface for TransAct 5.5.14	Consult
Consult	3rd party accounting software interface for TransAct Plus 5.5.14	Consult
98103	Two hours configuration installation and training service	\$385.00
98104	Four hours configuration installation and training service	\$765.00
98105	Eight hours configuration installation and training service	\$1,650.00



WeighVault

Standard Features

- Specialized PC software makes data entry easy
- Boost product ID storage to nearly limitless potential, and manage as many scales as necessary
- Eliminates front-panel entry of ID parameters
- Quickly program, edit and manage scales and each unique product ID right from your PC
- Stores the details of each transaction for either a single scale or multiple scales
- Collects data as transactions occur and provides detailed transaction and productivity reports
- Allows users to add, edit and access IDs over a network connection
- Reports can be exported in to word processing, spreadsheet or PDF format

Part Number/Price

Part #	Description	Price
117358	Software package, WeighVault for CW90/90X	\$250.00
125546	Software package, WeighVault for Counterpart	\$250.00

Specifications

Minimum System Specifications:

CW-90X or Counterpart®
 800+ MHz Intel® compatible processor
 1 GB of RAM
 750 MB hard drive space
 TCP/IP connections to a CW-90, CW-90X
 or Counterpart

Recommended System

Specifications:
 1.0 GHz Intel compatible processor
 2 GB of RAM
 4 GB hard drive space
 Microsoft XP SP3 (32-bit), Windows Vista (x86 or x64), Windows 7 (x86 or x64), Windows 8 (64-bit), Windows 10 (64-bit)
 TCP/IP connections to a CW-90, CW-90X
 or Counterpart

Network Requirements:

The PC running the WeighVault service must have a static IP address
 Known IP address and subnet of the host PC;
 if connecting via WLAN, known network SSID and security settings (pass keys and phrases)
 Network policy must allow passwords of six characters

Counterpart Functions Only

- Data Registers:
 ID code [32 characters]
 Unit weight [6 places]
 Tare weight [6 places]
 Units field
 Parts name [32 characters]
 Part Description [32 characters]
 Lot number [32 characters]
 Location [12 characters]
 Inventory Quantity [7 characters]
- Reports:
 Part
 Inventory
 Activity
 Location

CW-90/90X Functions Only

- Part Fields:
 Product ID [4 characters]
 Two Descriptions Fields [32 Characters each]
 Target
 Tare
 Over
 Under
 Units
- Reports:
 Transaction
 Productivity

Specifications

System Requirements:

Any version of Windows®
Any Windows PC
4MB of RAM
2MB of hard disk space

Communications: WinWedge can collect data on any serial port (RS-232 or RS-485) and even on multiple ports simultaneously. Also supports full device control.

Software Support:

Rice Lake Weighing Systems offers field software support for our software packages. Contact our Service Department for software support. Software support is a chargeable service.



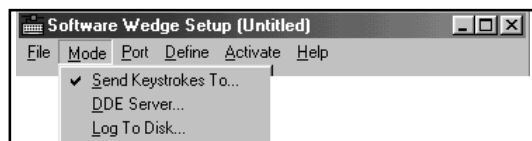
Standard Features

- Input scale or instrument data directly into Excel®, Access®, statistical software, LIMS, MMIs, or any Windows® application
- Transfers RS-232 data quickly, accurately and formatted to your exact specifications
- Powerful DDE options for collecting data from multiple devices simultaneously
- Extremely easy to set up and use
- WinWedge Pro Additional Features:
 - Support for even the most complex devices and serial I/O with advanced data parsing, filtering, formatting and translation
 - Support for TCP/IP as well as RS-232 data collection and I/O
 - More advanced device control options
 - Additional features such as math functions and virtual instrument mode
 - Five RS-232 and TCP/IP communications software products provided free of charge

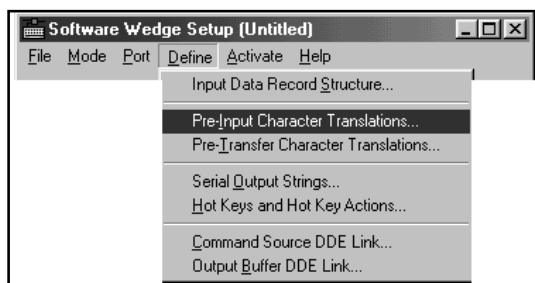
Part Number/Price

Part #	Description	Price
75351	WinWedge® TAL software, 32 Std	\$325.00
72304	WinWedge® TAL software, 32 Pro, TCP/Wedge	\$545.00

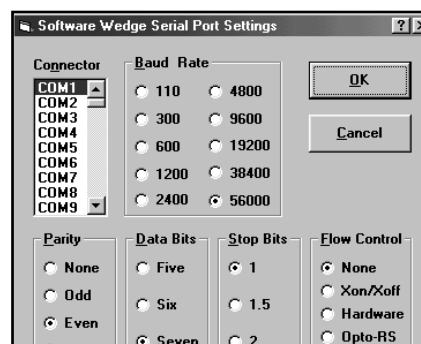
1. Select how you want the data collected:



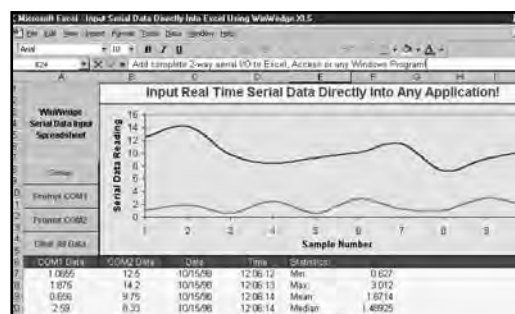
2. Choose the communication parameters for your serial device:




3. Define how you want the serial data to be parsed, filtered, and translated:



4. Activate WinWedge and watch your serial data "pop" into your application:





Vehicle Scales

TABLE OF CONTENTS

SURVIVOR® TRUCK AND RAIL SCALES	978
RAILBOSS®	979
<i>Full Draft or Double Draft</i>	
ROUGHDECK® AX	982
<i>Tandem Axle Scale</i>	
AX3040	983
<i>Tandem Axle Scale</i>	
ROUGHDECK® AX-1	985
<i>Axle Scale</i>	
LOAD RANGER	988
<i>Wireless Wheel Pad Scale</i>	

ESPAÑOL | Visite [ricelake.com/spanish](https://www.ricelake.com/spanish)
para ver todos los materiales
Rice Lake que están
disponibles en español.

*The following product names, logos, brands and other trademarks featured
or referred to within this publication are the property of their respective trademark holders.*

SURVIVOR® Truck and Rail Scales

For more information on Rice Lake's full line of SURVIVOR® truck and rail scales, please visit our website at www.ricelake.com or call 800-472-6703 and ask to speak with a heavy capacity team member.



Truck Scales:

www.ricelake.com/truckscales

SURVIVOR® OTR

Heavy-duty, top access, concrete or steel deck scales

SURVIVOR® OTR-LP

Heavy-duty, steel deck, low profile scale for existing foundations

SURVIVOR® OTR-XV

Extreme duty, top access, concrete or steel deck scales

SURVIVOR® ATV

Heavy or extreme duty, top access portable steel deck scales

SURVIVOR® SR

Heavy-duty, low profile, concrete or steel deck siderail scales

SURVIVOR® PT

Heavy-duty, pit-type, concrete or steel deck scales

SURVIVOR® Multi-Platform

SURVIVOR® ATV-M

Portable, self-contained levertronic, steel deck scales

SURVIVOR® PT-M

Pit-type, levertronic, concrete deck scales

Rail Scales:

www.ricelake.com/railscales

SURVIVOR® RT

Pit-type, rail/truck combination scales

SURVIVOR® PL

Low profile, pitless scales

RailBoss®

Full- or double-draft rail scales

Specifications

Load Cells:
40,000 lb

Accuracy:
≤ 0.25% error typical, interchangeable with other gaged rail products

Full Scale Capacity:
320,000 lb

Axle Capacity:
80,000 lb

Warranty:
Two-year limited warranty

Intrinsic Safety
FM/cFM
Class I, II, III, Division 1, Groups ABCDEFG
T4

Approvals



* Non Legal for Trade

RailBoss Standard Features

- 80,000 lb axle capacity
- 320,000 lb full scale capacity
- 40,000 lb rail section capacity
- 90 RA, 100 ARA-A, 115 RE, 132 RE, 133 RE or 136 RE rail sections
- 5 ft 10 in rail sections, pre-drilled for joint bars
- Quick-disconnect cable connection with MS style connector

Full Draft Package Includes:

- Eight 5 ft 10 in rail sections
- 30 ft of connecting cable per rail section
- Pre-drilled joint bars with connection hardware
- Two Rice Lake junction boxes with transient protection
- 30 ft of homerun cable

Double Draft Package Includes:

- Four 5 ft 10 in rail sections
- 30 ft of connection cable per rail section
- Pre-drilled join bars with connection hardware
- One Rice Lake junction box with transient protection
- 30 ft of homerun cable

Optional Features:

- Custom rail sizes are available
- 1280 Enterprise Series™ indicator with RailBoss software for full-draft or double-draft applications*
- 920i® indicator with RailBoss software for full-draft or double-draft applications*
- Custom cable lengths

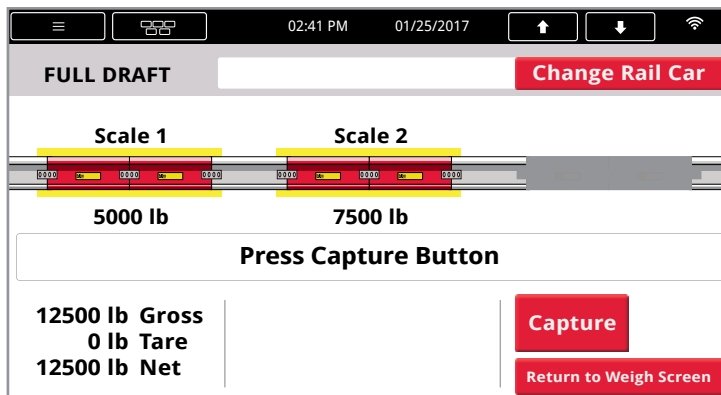
* Non Legal for Trade

Calibration Unit - Standard Features

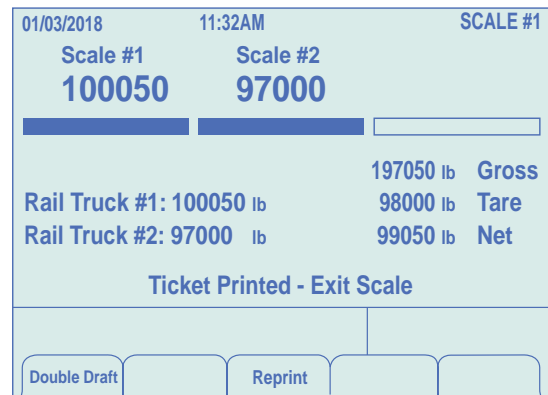
- Battery powered IQ plus® 590 indicator
- Attachment hardware for 90RA, 115RE and 132RE rails



Railboss Calibration Tool



Full-draft RailBoss software display with a 1280 indicator

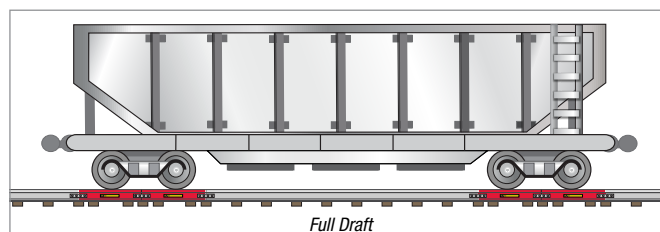
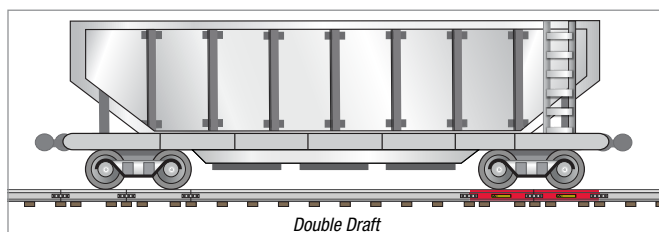
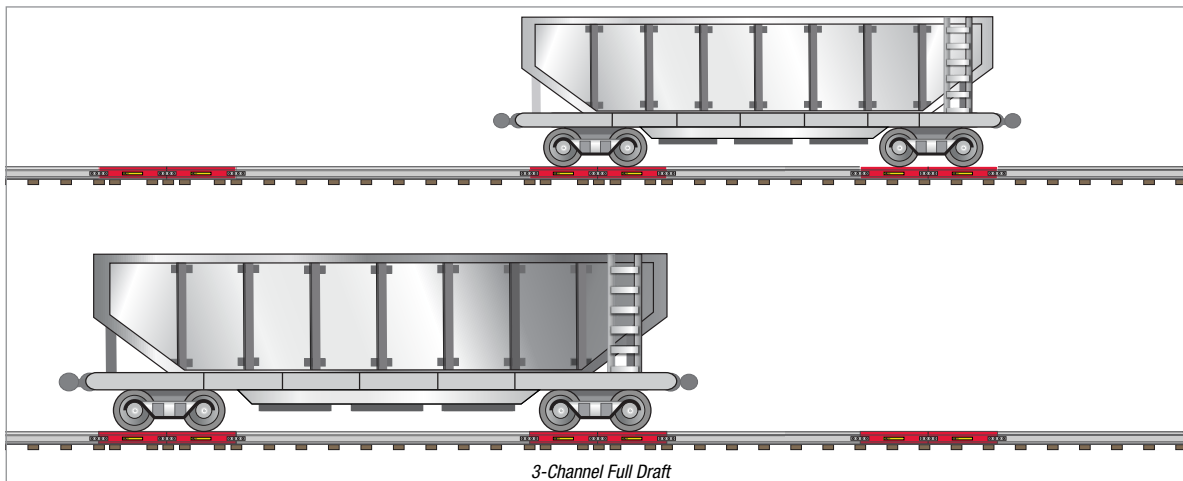


Double-draft RailBoss software display with a 920i indicator

Part Number/Price

Part #	Description	Est. Weight	Price
Kits			
164748	RailBoss assembly kit, full draft, 90 RA rail V2	2,280 lb	\$37,100.00
164749	RailBoss assembly kit, double draft, 90 RA rail V2	1,150 lb	\$18,500.00
193391	RailBoss assembly kit, full draft, 100ARA-A	2,500 lb	\$37,300.00
193390	RailBoss assembly kit, double draft, 100ARA-A	1,100 lb	\$18,600.00
162515	RailBoss assembly kit, full draft, 115RE rail V2	2,550 lb	\$37,300.00
162516	RailBoss assembly kit, double draft, 115RE rail V2	1,275 lb	\$18,600.00
164752	RailBoss assembly kit, full draft, 132RE rail V2	2,800 lb	\$37,700.00
164753	RailBoss assembly kit, double draft, 132RE rail V2	1,400 lb	\$18,900.00
194678	RailBoss assembly kit, full draft, 133AREA	2,900 lb	\$37,700.00
194679	RailBoss assembly kit, double draft, 133AREA	1,450 lb	\$18,900.00
169763	RailBoss assembly kit, full draft, 136AREA	3,000 lb	\$39,600.00
169762	RailBoss assembly kit, double draft, 136AREA	1,500 lb	\$19,900.00
Single Rail Gauge Assemblies			
164750	RailBoss 90 lb gauge assembly V2 (does not include cable)	290 lb	\$4,825.00
193389	RailBoss 100ARA-A gauge assembly V2 (does not include cable)	300 lb	\$4,825.00
162517	RailBoss 115 lb gauge assembly V2 (does not include cable)	320 lb	\$4,825.00
164754	RailBoss 132 lb gauge assembly V2 (does not include cable)	350 lb	\$4,825.00
194677	RailBoss 133AREA gauge assembly V2 (does not include cable)	370 lb	\$4,825.00
169761	RailBoss 136AREA gauge assembly V2 (does not include cable)	390 lb	\$4,825.00
Instrumentation			
119073	Single-channel 920i® indicator double draft with RailBoss software	10 lb	\$2,550.00
119072	Dual-channel 920i® indicator full draft with RailBoss software	10 lb	\$2,650.00
126304	Three-channel 920i® indicator full draft with RailBoss software	10 lb	\$2,725.00
190949	Single-channel 1280 indicator double draft with RailBoss software	11 lb	\$3,350.00
190951	Dual-channel 1280 indicator full draft with RailBoss software	11 lb	\$3,500.00
190952	Three-channel 1280 indicator full draft with RailBoss software	11 lb	\$3,850.00
Hardware			
126391	90 RA 24 in short toe joint bar set, 4 sets required (2 bars with bolts and nuts)	40 lb	\$1,225.00
193468	100ARA-A short tow joint bar set, 4 sets required (2 bars with bolts and nuts)	45 lb	\$1,095.00
126389	115 RE 24 in short toe joint bar set, 4 sets required (2 bars with bolts and nuts)	50 lb	\$950.00
126390	132 RE 24 in short toe joint bar set, 4 sets required (2 bars with bolts and nuts)	60 lb	\$1,095.00
194674	133AREA short tow joint bar set, 4 sets required (2 bars with bolts and nuts)	70 lb	\$1,095.00
126390	136AREA short tow joint bar set, 4 sets required (2 bars with bolts and nuts)	80 lb	\$1,095.00
126111	90 RA isolation joint bar set, 4 sets required (2 bars with bolts and nuts)	40 lb	\$995.00
112702	115 RE isolation joint bar set, 4 sets required (2 bars with bolts and nuts)	50 lb	\$995.00
119771	132 RE isolation joint bar set, 4 sets required (2 bars with bolts and nuts)	60 lb	\$995.00
164673	133AREA isolation joint bar set, 4 sets required (2 bars with bolts and nuts)	70 lb	\$754.00
194344	136AREA isolation joint bar set, 4 sets required (2 bars with bolts and nuts)	80 lb	\$1,095.00
163004	30 ft interface cable	-	\$460.00
164873	60 ft interface cable	-	\$625.00
164874	100 ft interface cable	-	\$825.00
188909	Adaptor cable from AWT Weighline to Rice Lake RailBoss	-	\$495.00
Calibration Equipment			
115564	RailBoss calibration/test unit	300 lb	\$9,500.00
119068	Railboss calibration/test until rental	300 lb	\$700.00

NOTE: Instrumentation with RailBoss software must be ordered separately and is not included with the RailBoss assembly kit



RoughDeck® AX

Tandem Axle Scale



Specifications

End Loading Capacity:

133% full scale at 30,000 lb

Warranty:

Weldment five years, load cells two years, all other components one-year limited warranty

Standard Features

- System includes two platforms with anchor brackets and four on/off ramps with anchor tabs (anchor bolts not included)

Scale

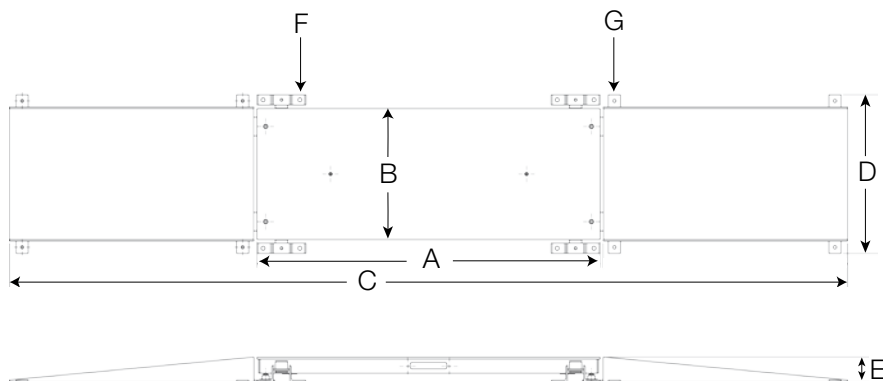
- (W x L x H): 32 x 84 x 6 in
- Axle capacity - tandem platforms - 60,000 lb (two scales 30,000 lb each)
- Includes (2) 3/4-10 NC eye bolts
- Contains four environmentally sealed, IP67 20,000 lb single-ended shear beam load cells per platform
- Treaded top plate with side access junction box
- JB4SS TuffSeal® signal trim junction box
- Top access foot adjustment holes
- Carbon steel captured ball feet
- 20 ft SURVIVOR® EL147HE cable
- Non-Legal for Trade

Ramps

- (W x L x H) 32 x 60 x 6 in
- Treaded top plate

Part Number/Price

Part #	Description	Dimensions	Est. Weight	Price
107637	60,000 lb (30,000 lb each)	32 x 84 x 6 in	3,600 lb	\$13,695.00
RoughDeck AX Bundle Package				
153058	60,000 lb (30,000 lb each) includes 920i Universal 115 VAC with short axle program, 4 in LaserLight 2 with Stop/Go light, TM-U295 and RS-232 cable	32 x 84 x 6 in	3,700 lb	\$17,775.00



Dimensions	
A	84.0 in (213.36 cm)
B	32.0 in (81.28 cm)
C	205.5 in (521.97 cm)
D	38.75 in (98.42 cm)
E	6.0 in (15.24 cm)
F	1.0 in (2.54 cm)
G	0.75 in (1.91 cm)

Specifications

Construction:

Steel or Aluminum

Accuracy:

±3%

End Loading Capacity:

100% full scale at 30,000 lb

75% full scale at 40,000 lb

Warranty:

One-year limited warranty



Standard Features

- System includes two platforms with anchor brackets and four on/off ramps with anchor tabs (anchor bolts not included)

Scale

- Sizes: 7, 12 and 14 ft lengths
- Construction: Steel or aluminum
- Axle capacity - tandem platforms - 60,000 or 80,000 lb (30,000 lb or 40,000 lb each)
- Includes (4) 5/8-11 NC eye bolts
- Contains two load cells per platform
- Treaded top plate with four lifting eyes
- JB4SS TuffSeal® signal trim junction box
- 10 ft EL146HE Interconnect cable with MS-type connectors to go between weigh pads
- 50 ft EL147HE cable to connect weigh pad to indicator
- Non-Legal for Trade

Ramps

- (W x L): 32 x 25.25 in
- Steel or aluminum

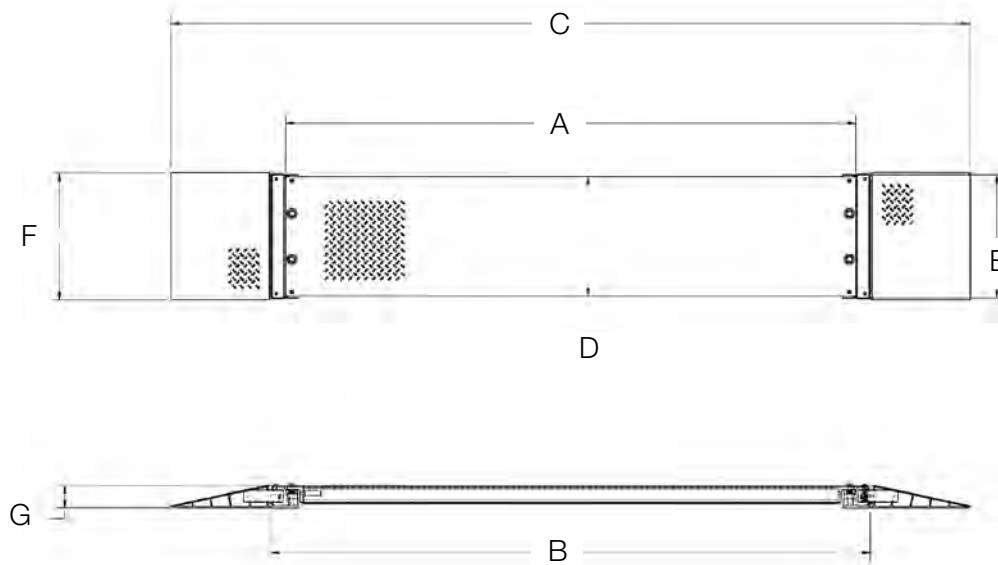
Part Number/Price

Part #	Description	Dimensions	Est. Weight	Price
Steel Construction - Painted Black				
112330	60,000 lb (30,000 lb each)	2.5 ft x 7 ft x 5.63 in	2,500 lb	\$12,375.00
111748	80,000 lb (40,000 lb each)	2.5 ft x 12 ft x 5.63 in	4,400 lb	\$14,650.00
112328	80,000 lb (40,000 lb each)	2.5 ft x 14 ft x 5.75 in	5,200 lb	\$19,435.00
Steel Construction - AX3040 Bundle Package				
153059	60,000 lb (30,000 lb each) includes 920i Universal 115 VAC with short axle program, SURVIVOR® 4 in LaserLight with Stop/Go light, TM U295 and RS-232 cable	2.5 ft x 7 ft x 5.63 in	2,600 lb	\$16,455.00
153060	80,000 lb (40,000 lb each) includes 920i Universal 115 VAC with short axle program, SURVIVOR® 4 in LaserLight with Stop/Go light, TM U295 and RS-232 cable	2.5 ft x 12 ft x 5.63 in	4,500 lb	\$18,730.00
153061	80,000 lb (40,000 lb each) includes 920i Universal 115 VAC with short axle program, SURVIVOR® 4 in LaserLight with Stop/Go light, TM U295 and RS-232 cable	2.5 ft x 14 ft x 5.75 in	5,300 lb	\$23,515.00
Aluminum Construction - Glass Beaded				
112329	60,000 lb (30,000 lb each)	2.5 ft x 7 ft x 5.63 in	1,250 lb	\$15,895.00
Aluminum Construction - AX3040 Bundle Package				
153062	60,000 lb (30,000 lb each) includes 920i Universal 115 VAC with short axle program, 4 in LaserLight 2 with Stop/Go light, TM U295 and RS-232 cable	2.5 ft x 7 ft x 5.63 in	1,350 lb	\$19,075.00

AX3040

Axle Scale

Dimensions			
7 foot steel			
A	83.60 in (2,123.44 mm)	E	31.00 in (787.4 mm)
B	90.90 in (2,308.86 mm)	F	32.00 in (812.8 mm)
C	141.25 in (3,587.75 mm)	G	5.63 in (143.0 mm)
D	30.00 in (762.00 mm)		
12 foot steel			
A	143.60 in (3,647.44 mm)	E	31.00 in (787.4 mm)
B	150.90 in (3,832.86 mm)	F	32.00 in (812.8 mm)
C	201.2 in (5,111.75 mm)	G	5.63 in (143.0 mm)
D	30.00 in (762.00 mm)		
14 foot steel			
A	167.60 in (4,257.04 mm)	E	31.00 in (787.4 mm)
B	174.90 in (4,442.46 mm)	F	32.00 in (812.8 mm)
C	225.25 in (5,721.35 mm)	G	5.75 in (146.05 mm)
D	30.00 in (762.00 mm)		
7 foot aluminum			
A	83.60 in (2,123.44 mm)	E	31.00 in (787.4 mm)
B	90.90 in (2,308.86 mm)	F	32.00 in (812.8 mm)
C	141.25 in (3,587.75 mm)	G	5.63 in (143.0 mm)
D	30.00 in (762.00 mm)		



Specifications

End Loading Capacity:

80% full scale at 50,000 lb

Warranty:

Weldment five years, load cells two years, all other components one-year limited warranty



Standard Features

Scale

- Sizes: 7.5, 9.5 or 11.5 ft lengths
- Capacity: 50,000 lb
- Includes (2) 1-8 NC eye bolts
- Contains four environmentally sealed, IP67, 20,000 lb single-ended, shear beam load cells
- Treaded top plate
- JB4SS TuffSeal® signal trim top access junction box
- Top access foot adjustment holes
- Carbon steel captured ball feet
- 20 ft SURVIVOR® EL147HE cable
- Non-Legal for Trade

Options:

- Ramps: 10 x 4 ft, treaded top plate
- Scale frame

Part Number/Price

Scale shown with optional ramps


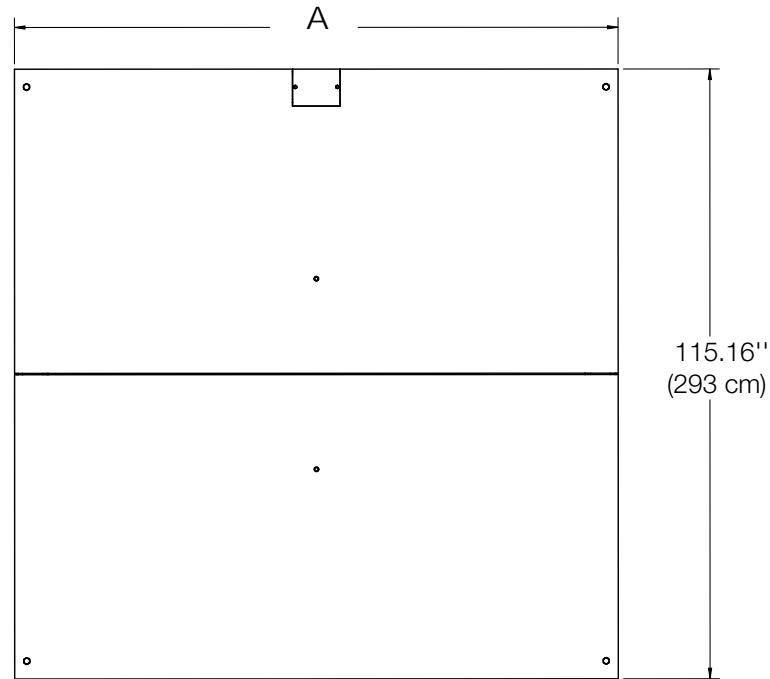
Part #	Dimensions (W x L x H)	Capacity	Est. Weight	Price
Scale only				
169649	115.16 x 90 x 6 in	50,000 lb	3,350 lb	\$13,795.00
169650	115.16 x 114 x 6 in	50,000 lb	4,150 lb	\$15,525.00
169651	115.16 x 138 x 6 in	50,000 lb	5,500 lb	\$17,250.00
Scale, bundled with scale frame				
169645	120.75 x 95.75 x 6.75 in	50,000 lb	4,350 lb	\$15,020.00
169647	120.75 x 119.75 x 6.75 in	50,000 lb	5,400 lb	\$16,770.00
169648	120.75 x 143.75 x 6.75 in	50,000 lb	7,000 lb	\$18,525.00

Options/Accessories

Part #	Dimensions (W x L x H)	Est. Weight	Price
Scale frame only			
169652	120.75 x 95.75 x 6.75 in	1,000 lb	\$1,640.00
169653	120.75 x 119.75 x 6.75 in	1,250 lb	\$1,895.00
169654	120.75 x 143.75 x 6.75 in	1,500 lb	\$2,100.00
Ramp, attaches to scale frame			
169655	10 x 4 ft, single ramp	1,600 lb	\$1,840.00
169656	10 x 4 ft, ramp set	3,200 lb	\$3,680.00
Ramp, attaches to scale			
169657	10 x 4 ft, single ramp	1,675 lb	\$1,840.00
169658	10 x 4 ft, ramp set	3,350 lb	\$3,680.00

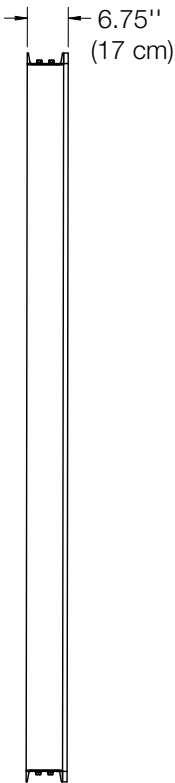
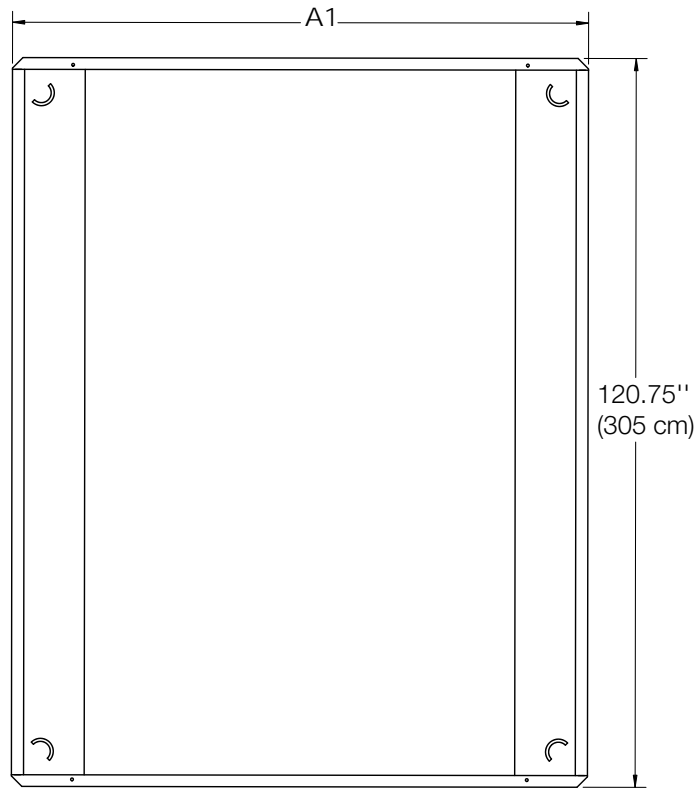
RoughDeck® AX-1

Axle Scale



Part Number	A
169649	90 in
169650	114 in
169651	138 in

Scale

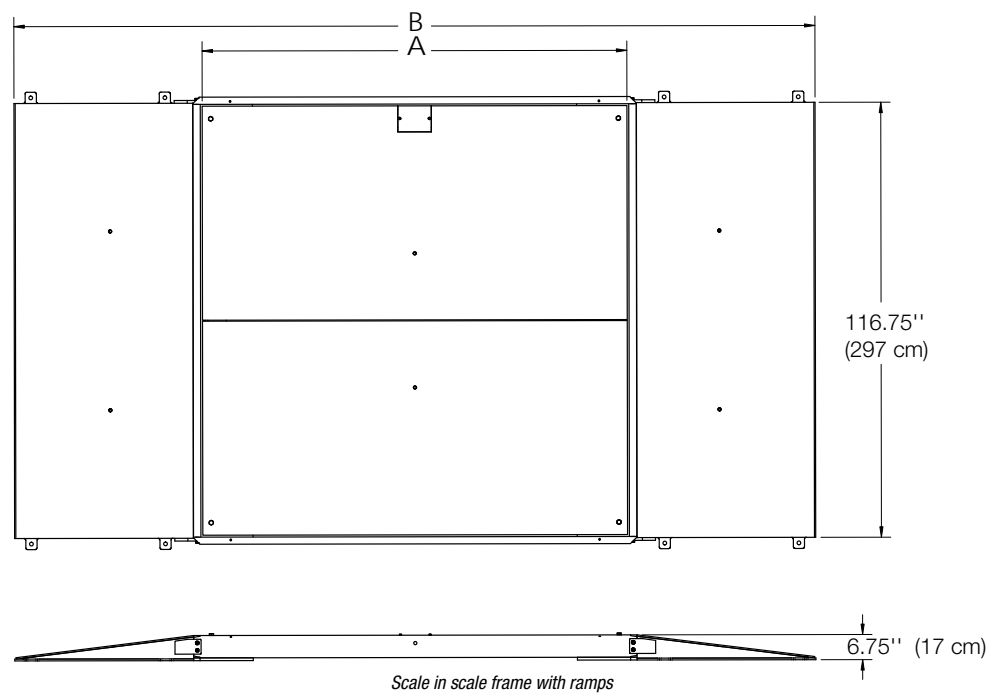


Part Number	A1
169652	95.75 in
169653	119.75 in
169654	143.75 in

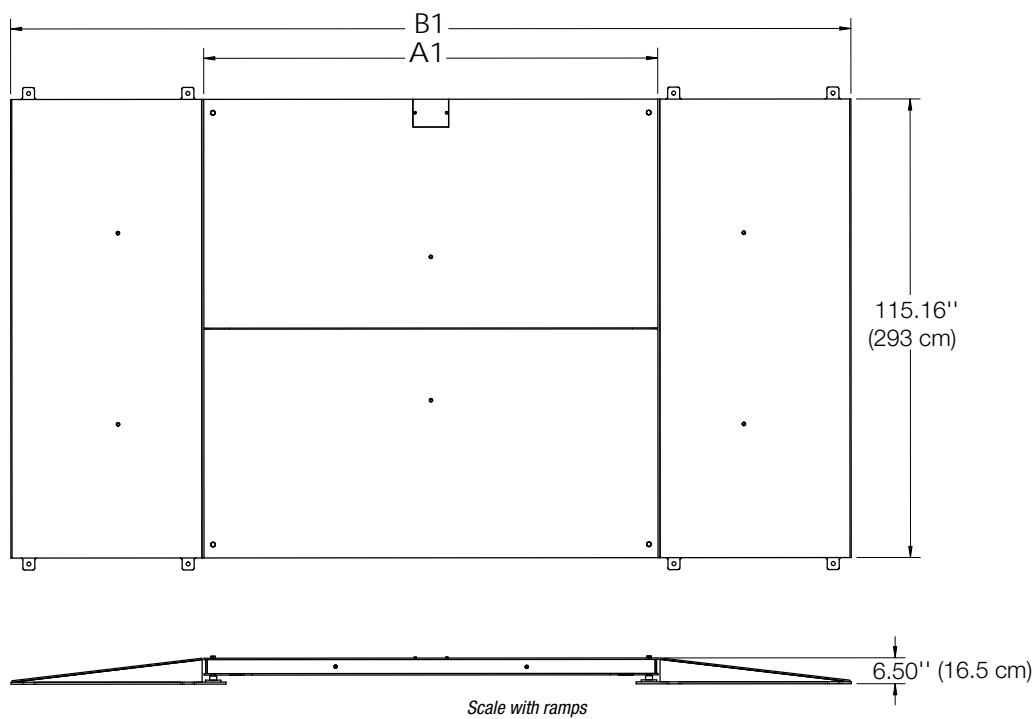
Scale frame

RoughDeck® AX-1

Axle Scale



Part Number	A	B
169645	90 in	191.75 in
169647	114 in	215.75 in
169648	138 in	239.75 in



Part Number	A1	B1
169649	90 in	187 in
169650	114 in	211 in
169651	138 in	235 in

Load Ranger

Wireless Wheel Pad Scale



Standard Features

- Up to 6 individual pads (3 sets) per system, completely wireless
- 14 individual pads (7 sets) per system maximum, joined via cable, wireless communication to indicator
- Industrial Bluetooth® radio module to communicate with indicator
- Integrated wheels and nonslip rubber under platform
- Internal rechargeable battery with 40 hours of battery life
- Built-in indicator on each scale with 1 in character display
- IP67 rating
- Cover plate protects built-in indicator

Optional remote indicator with integrated printer in carrying case:

- Carrying case: 1 ft x 1 ft 6 in x 7 in (325 mm x 460 mm x 170 mm)
- Backlit graphic display with touchscreen technology
- Internal battery with 10 hours of battery life
- Real-time clock
- Permanent data storage
- Slot for built-in micro SD
- 24-bit A/D converter, up to 2,300 conversions per second
- One RS-232 serial port
- Thermal printer
- ABS transport case

Wheel weighing software:

- Multi-scale function mode weighs with up to 14 individual pads (seven sets)
- Static axle weighing function, up to two channels
- Calculation of center of gravity
- Semi-automatic and preset tare
- Selection of displayed data on LCD touchscreen
- Customizable keyboard
- 15 customizable and printable text IDs
- 1,000 field database
- Programmable printout from keyboard
- Print and display list of last 3,500 vehicles

Options/Accessories

- Leveling modules
- Pit frames for semi-permanent floor installations
- Aluminum ramps

Specifications

Construction:

Aluminum alloy

Display:

1 in character display on each scale

Platform Dimensions (l x w x h):

Load Ranger RF-MD: 1 ft 10 in x 1 ft 8 in x 2.28 in

(564 mm x 511 mm x 58 mm)

Load Ranger RF-WD: 2 ft 6 in x 1 ft 10 in x 2.28 in

(750 mm x 561 mm x 58 mm)

Load Ranger RF-XWD: 3 ft 1 in x 2 ft x 2.28 in

(950 mm x 611 mm x 59 mm)

System Accuracy:

0.05% of rated capacity

Power Supply:

Rechargeable battery

Approximately 40 hours of battery life

Includes UL approved AC wall adaptor

Loading Surface (l x w):

Load Ranger RF-MD: 1 ft 10 in x 1 ft 4 in
(564 mm x 400 mm)

Load Ranger RF-WD: 2 ft 6 in x 1 ft 6 in
(750 mm x 450 mm)

Load Ranger RF-XWD: 3 ft 1 in x 1 ft 8 in
(950 mm x 500 mm)

Operating Temperature:

14°F to 104°F (-10°C to 40°C)

Storage Temperature:

-4°F to 140°F (-20°C to 60°C)

Warranty:

Two-year limited warranty

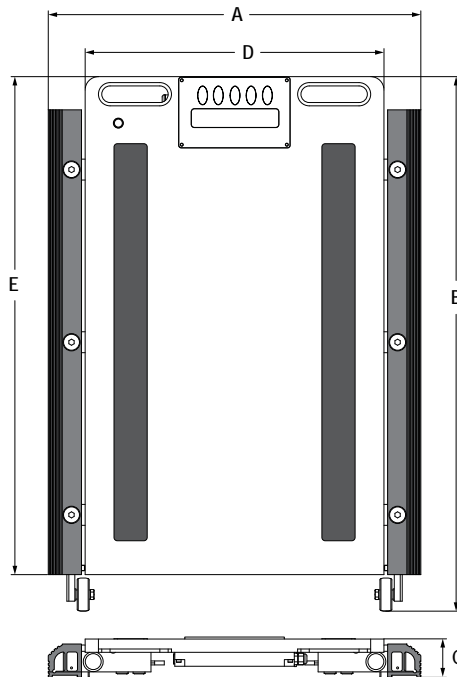
Part Number/Price

Part #	Description	Price
182099	Remote indicator with integrated printer in carrying case	\$1,595.00


Part #	Size	Graduation	Price
Load Ranger RF-MD			
181843	1 ft 10 in x 1 ft 8 in x 2.28 in (564 mm x 511 mm x 58 mm)	3,000 x 1 lb	\$1,695.00
181844	1 ft 10 in x 1 ft 8 in x 2.28 in (564 mm x 511 mm x 58 mm)	6,500 x 2 lb	\$1,695.00
181845	1 ft 10 in x 1 ft 8 in x 2.28 in (564 mm x 511 mm x 58 mm)	13,000 x 5 lb	\$1,695.00
181846	1 ft 10 in x 1 ft 8 in x 2.28 in (564 mm x 511 mm x 58 mm)	22,000 x 10 lb	\$1,825.00
181847	1 ft 10 in x 1 ft 8 in x 2.28 in (564 mm x 511 mm x 58 mm)	33,000 x 10 lb	\$1,825.00
Load Ranger RF-WD			
181848	2 ft 6 in x 1 ft 10 in x 2.28 in (750 mm x 561 mm x 58 mm)	13,000 x 5 lb	\$2,100.00
181849	2 ft 6 in x 1 ft 10 in x 2.28 in (750 mm x 561 mm x 58 mm)	22,000 x 10 lb	\$2,100.00
181850	2 ft 6 in x 1 ft 10 in x 2.28 in (750 mm x 561 mm x 58 mm)	33,000 x 10 lb	\$2,100.00
Load Ranger RF-XWD			
181851	3 ft 1 in x 2 ft x 2.28 in (950 mm x 611 mm x 59 mm)	13,000 x 5 lb	\$2,575.00
181852	3 ft 1 in x 2 ft x 2.28 in (950 mm x 611 mm x 59 mm)	22,000 x 10 lb	\$2,575.00
181853	3 ft 1 in x 2 ft x 2.28 in (950 mm x 611 mm x 59 mm)	33,000 x 10 lb	\$2,575.00
181854	3 ft 1 in x 2 ft x 2.28 in (950 mm x 611 mm x 59 mm)	44,000 x 20 lb	\$2,575.00

Options/Accessories

Part #	Description	Price
190916	RS-485 cable used to connect wheel pad directly to indicator	\$175.00
188744	RS-485 cable, 10 m to connect more than a 6 pad system	\$175.00
181881	Aluminum Ramp for Load Ranger MD Models (single ramp only)	\$245.00
181882	Aluminum Ramp for Load Ranger WD Models (single ramp only)	\$275.00
181883	Aluminum Ramp for Load Ranger XWD Models (single ramp only)	\$300.00
182053	Printer paper roll, 57 mm x 30m, 12 mm core 51 mm OD	\$2.00



Dimensions			
	RF-MD	RF-WD	RF-XWD
A	1 ft 8 in	1 ft 10 in	2 ft
B	2 ft	2 ft 8 in	3 ft 3 in
C	2.28 in	2.28 in	2.28 in
D	1 ft 4 in	1 ft 6 in	1 ft 8 in
E	1 ft 10 in	2 ft 6 in	3 ft 1 in



This image shows a full page of blank graph paper. The grid consists of small, uniform squares formed by thin, light gray lines. There are no margins, text, or other markings on the page.



NORTH AMERICA
Corporate Headquarters
Rice Lake, Wisconsin
Jasper, Alabama
Fernley, Nevada
Seattle, Washington
Concord, California
Newtown, Connecticut
Monterrey, Mexico

EUROPE
Italy
United Kingdom
Netherlands
France

ASIA
China
India

OCEANIA
Australia

**Over 40,000 weighing products
and 3,000,000 parts distributed worldwide.**

An ISO 9001 registered company

RICE LAKE®
WEIGHING SYSTEMS

CORPORATE OFFICE

230 W. Coleman Street, Rice Lake, WI 54868 • USA
USA: 800-472-6703 Canada/Mexico: 800-321-6703
Direct: 715-234-9171 Fax: 715-234-6967

EXTENDED BUSINESS HOURS

Monday through Friday from 6:30 a.m. to 6:30 p.m.
Saturday from 8:00 a.m. to 12:00 p.m. Central Time

EMERGENCY CONTACT INFORMATION

Your service doesn't stop when the office is closed and neither does ours. Simply call 800-472-6703 and press 1 to reach on-call personnel outside of our normal business hours.

© 2020 Rice Lake Weighing Systems PN 44301 1/20
Specifications subject to change without notice