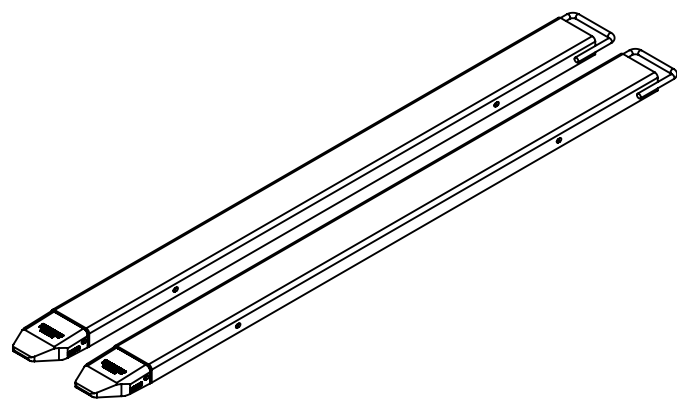
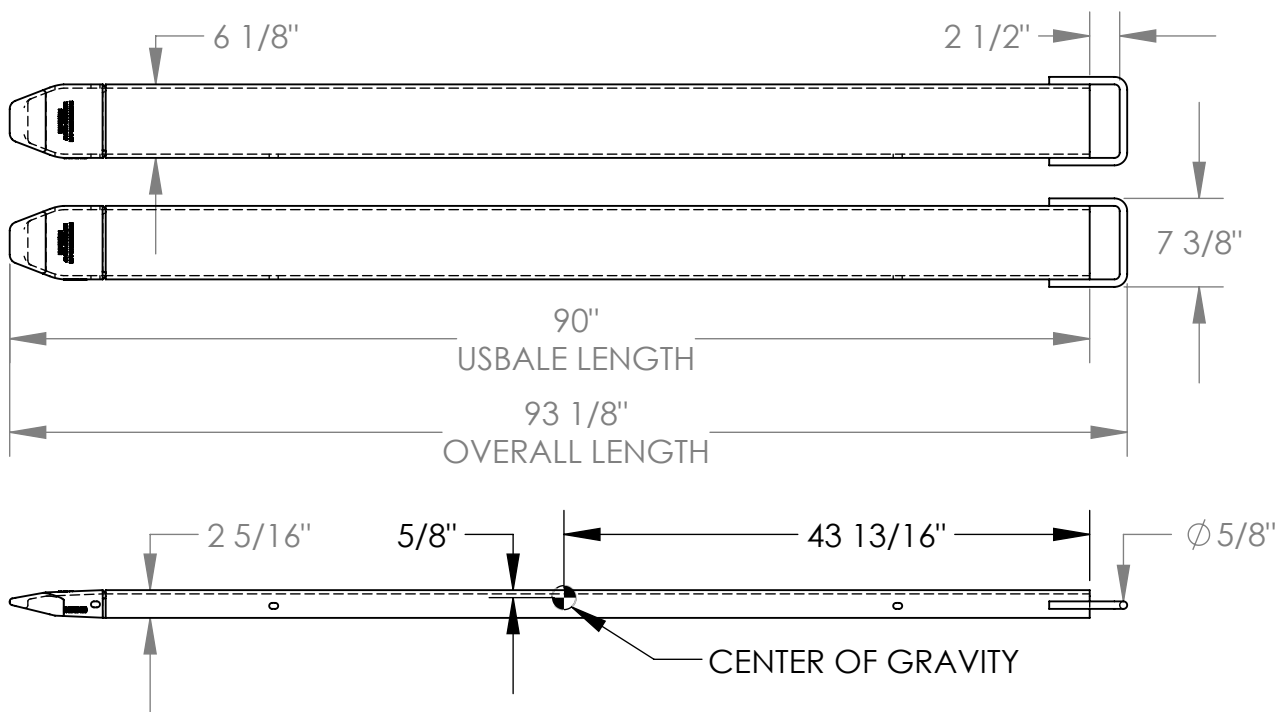


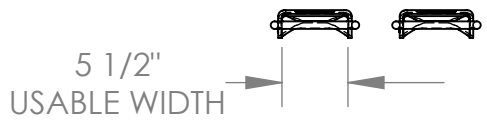
APPROX WEIGHT: 158.26 lbs.
DOES NOT INCLUDE WEIGHT OF POWER OR PACKAGING!!!

FORK EXTENSIONS - FE-5-90

*** ANY ADDITIONS, DELETIONS, OR OMISSIONS MUST BE CORRECTED ON THIS DRAWING AS THIS DRAWING WILL BE CONSIDERED ALL INCLUSIVE ***
ALL GRAPHICS PROVIDED ARE FOR REFERENCE ONLY. IF CERTAIN DIMENSIONS ARE CRITICAL PLEASE VERIFY THOSE DIMENSIONS WITH YOUR SALESPERSON



FORK EXTENSION MATERIAL THICKNESS IS 5/16"



STANDARD FEATURES

MODEL NUMBER: FE-5-90
FORK EXTENSION WIDTH: 6 1/8"
OVERALL WIDTH W/ LOOP: 7 3/8"
USABLE WIDTH: 5 1/2"
OVERALL LENGTH: 93 1/8"
USABLE LENGTH: 90"
FITS 5" WIDE x 2" MAX. THICKNESS FORK
SOLID STEEL CONSTRUCTION
TOUGH BAKED IN POWDER COATED YELLOW FINISH
APPROX. WEIGHT / LOST LOAD = 158.26 LBS. EACH
MINIMUM EFFECTIVE THICKNESS = LESS THAN 1"
CAPACITY = 4,000 # PER PAIR, EVENLY DISTRIBUTED
FORK EXTENSIONS DO NOT CHANGE THE LOAD
CENTER OF EXISTING FORK TRUCK.
NEVER EXCEED LOAD CENTER RATING PER FORK
TRUCK MANUFACTURER'S GUIDELINES.
DO NOT USE THESE FORK EXTENSIONS IF LOAD WILL
EXCEED FORK TRUCK MANUFACTURER'S LOAD
CENTER RATING.
FORK EXTENSIONS MUST NOT EXCEED 150%
ORIGINAL FORK LENGTH.

SPECIAL FEATURES

NONE

DIMENSION TOLERANCE ± 1/4"

APPROVAL	I, THE UNDERSIGNED, AGREE THAT THE PRODUCT AS REPRESENTED SATISFIES DESIGN AND DIMENSION REQUIREMENTS. I ALSO ACKNOWLEDGE MY DUTY TO CONFIRM PRODUCT AND INSTALLATION COMPLIANCE WITH ALL APPLICABLE FEDERAL, STATE AND LOCAL REGULATIONS AND STANDARDS.	
	ANY MODIFIED UNITS ARE NON-RETURNABLE	
	[] As drawn [] As marked	
	Signed: _____ Date: _____	
Printed Name: _____		
LEAD TIME WILL START UPON RECEIPT OF SIGNED APPROVAL DRAWING		

FOR INTERNAL USE ONLY PROJECT SIGN OFF	
SALES	
ENG.	
FAB.	
POWER	

DISTRIBUTOR'S NAME:		P.O.#
VESTIL MANUFACTURING		X
W.O.#		X
DRAWN BY:	Q.WESTFALL	DATE: 9/19/06
REFERENCE:	X	SCALE: 1:16
QUOTED LEAD TIME:	X	QUOTE # X
FILE NAME:		08-007-236