

# PACK MULE

**RELIABLE PRODUCTS AND SERVICE**



## INDUSTRIAL TRAILERS



Pack Mule Industrial Trailers outperform the competition all day long, day in and day out. There is no better industrial trailer or cart on the market today. Whether you are constantly making milk runs of materials on trailers or carts in a lean, just in time manufacturing or distribution environment or picking orders on trailers or carts that need to be towed across the warehouse for shipping, Pack Mule trailers are built to last and perform for years to come.

Compared to competitors' products, Pack Mule Industrial Trailers offer significant advantages, including:

- Multiple models available for best results in different applications
- Heavy gauge, all steel frame – no plastic or composite materials
- Sturdy design and construction with only top quality components
- Easy configurability – width, length, shelves, capacities and options
- Tighter turning radius for operating in confined spaces
- Easily customized for specific applications



**Applications:** Pack Mule towable trailers are used in order picking, lean and just in time manufacturing, and can also serve as hand maneuvered carts for order picking and restocking operations. Versatile applications in warehouses, distribution centers, factories, hospitals, hotels and other hospitality facilities, amusement parks, and waste disposal facilities. Pack Mule's center pivot steer trailer can also be used by a walking operator to pick orders, and once order picking is complete, it can be hitched to a tow vehicle to be towed back to the shipping department.


Model Description	 <b>Linked 4-Wheel Steer</b> can utilize 5th wheel steering	 <b>Center Pivot Steer:</b> 6 Caster Wheels: 4 directional casters and a 2 fixed center casters
<b>Load Capacity</b>	1,700 lbs. (771.1 kg)	1,700 lbs. (771.1 kg)
<b>Standard Dimensions (Width &amp; Length)</b> Custom Sizes Available	30" X 60", 36" X 60", 36" X 72"	36" X 60", 36" X 72"
<b>Deck Height</b>	17"	10 1/4"
<b>Wheel Type</b>	Pneumatic Tires	Caster Wheel (Polyurethane Coating)
<b>Hitch</b>	Spring Loaded	Spring Loaded
<b>Deck Material</b>	11 Gauge Steel	11 Gauge Steel
<b>Tow Bar</b>	Spring Loaded	Spring Loaded

**CUSTOM SIZES AVAILABLE**

Wesley International  
3680 Chestnut Street  
Scottsdale, GA 30079

BY  
**WESLEY**  
INTERNATIONAL

Sales: 800-241-2869  
Fax: 404-292-8469  
sales@wesleyintl.com  
www.wesleyinternational.com



# PACK MULE

RELIABLE PRODUCTS AND SERVICE



## LINKED FOUR WHEEL STEER TRAILER



Pack Mule Linked Four Wheel Steer Trailers offer the finest positive tracking system available.

- Accurate tracking in multiple trailer train applications
- Great for pulling long trains of trailers in environments where accurate tracking is important
- Four wheel rigid axle design minimizes moving parts and allows each vehicle to follow same path
- Durable design makes it highly reliable and easy to maintain
- Adjustable steering linkage for one step fine tuning
- Heavy gauge, all steel frame – no plastic or composite materials
- Sturdy design and construction with only top quality components
- Easy configurability – width, length, shelves, capacities and options
- Easily customized for specific applications

**Applications:** Pack Mule tracking trailers are designed to be used in lean just in time manufacturing, order picking, and restocking operations. Pack Mule's positive tracking feature allows trailers to operate in tight spaces with safety and efficiency. Applications include manufacturing facilities, warehouses, distribution centers, and anywhere materials need to be picked and delivered.

## CENTER PIVOT STEER TRAILER



Pack Mule Center Pivot Steer Trailers are highly versatile.

- Six wheel design allows the trailer to easily be manually pushed and maneuvered when not connected to tow vehicle
- Highly maneuverable – individual trailer can be turned within its own footprint, allowing for positioning at work stations and in other tight environments
- Dual functionality – hand pushed/maneuvered cart and vehicle pulled trailer – great for drop and pick operations
- Heavy gauge, all steel frame – no plastic or composite materials
- Sturdy design and construction with only top quality components
- Easy configurability – width, length, shelves, capacities and options
- Tighter turning radius for operating in confined spaces
- Easily customized for specific applications

**Applications:** Pack Mule center pivot steer trailers are used in lean just in time manufacturing, and can serve as hand maneuvered carts for order picking and restocking operations. Center pivot steer trailers can be easily pushed by a walking operator to pick orders. When complete, trailers can be hitched to a tow vehicle to be carried back to the operations point.

### OPTIONAL FEATURES ON BOTH TRAILER MODELS:

Additional Load Capacities • Custom Hitches • Custom Deck Sizes • Custom Shelving • Custom Colors  
Additional Tire Options (4 Wheel Quad Steer) • Push Handlebar • Deck Retaining Lip

Specifications subject to change without notice. Wesley International electric vehicles are designed to conform with ANSI B56.8 and OSHA standards.



Wesley International  
3680 Chestnut Street  
Scottdale, GA 30079

BY  
**WESLEY**  
INTERNATIONAL

Sales: 800-241-2869  
Fax: 404-292-8469  
sales@wesleyintl.com  
www.wesleyinternational.com