



Physical Barriers

Woven and Welded Wire Solutions.

PHYSICAL BARRIERS • MACHINE GUARDS • ROBOTIC WORK CELLS • PERIMETER OR AREA GUARDS

WireCrafters



THE ORIGINAL
STYLE 840
WOVEN WIRE
BARRIER



RAPID
WIRE HD
WELDED
WIRE
BARRIER



RAPID
GUARD
LIFT-OUT
GUARDING
SYSTEM



STYLE 304
STAINLESS
STEEL
PERIMETER
GUARD

The amazingly versatile physical barrier.

For over 45 years, WireCrafters has manufactured what we feel is the “Very Best Physical Barrier.” Contrary to traditional systems, ours systems are framed on all four sides for durability and strength. This all-welded, modular system has benefits unequalled in the industry.

Look to us for these products:

- Physical Barriers
- Machine Guards
- Robotic Work Cells
- Perimeter or Area Guards
- Welding Workstation Enclosures
- Vertical Lift Enclosures
- Lift-Out Systems
- Food Processing Areas
- Drug Manufacturing Areas
- Automation Guards
- Conveyor Guards

Visit us online at www.wirecrafters.com

OPTION

1

Style 840

The Original Woven Wire Barrier.

48-HOUR
QUICK
SHIP

STANDARD 6'-2" GUARD SYSTEM

QUICK
SHIPS!

Our barriers are a reliable, versatile, and economical answer to personnel safety...

Wire Partitions from WireCrafters® are a simple, effective way to protect personnel from the dangers posed by automated equipment. These barriers are a strong, reliable, and economical solution to plant safety needs. System versatility allows easy integration of access doors or material-handling openings with system controls. Unlike hi-tech devices, this guard is always on duty, unaffected by power outages or electrical problems. Also doubles as a potential safety net by containing objects ejected by a malfunctioning robot. Crimped and woven wire mesh is resilient; resists dings, retains its shape, and appearance.

Our basic physical barrier system combines a 5' high panel and 6'-2" high posts. Panels bolt to posts using standard 3/8" hardware. Configuration leaves 1' sweep space beneath panel and a 2" projection above panel. Each post has a 4" x 9" x 3/8" baseplate for mounting to the floor. Four 3/8" anchors included with each post. Enclosures with odd-angle perimeters can be created with adjustable mounting hardware. Three- and four-foot-wide hinged gates are available.

Quick Ship...

Our standard Guard Systems are available for 48-hour shipping. All Quick Ship items are only available in standard gray. Yellow or black panels and yellow posts ship in one week.



STANDARD 6'-2" GUARD SYSTEM 6'-2" POSTS, 5' HIGH PANELS, 1' SWEEP

PANELS

Part No.	Width x Height	Weight
105	10'-0" x 5'-0"	74
95	9'-0" x 5'-0"	68
85	8'-0" x 5'-0"	63
75	7'-0" x 5'-0"	54
65	6'-0" x 5'-0"	48
55	5'-0" x 5'-0"	42
45	4'-0" x 5'-0"	36
35	3'-0" x 5'-0"	27
25	2'-0" x 5'-0"	22
15	1'-0" x 5'-0"	16

POSTS

Part No.	Height	Sweep Space	Weight
RP6	6'-2"	1'-0"	18
CP6	6'-2"	1'-0"	18

DOORS

Part No.	Opening Width	Type	Weight
HDR356	3'-0" x 5'-0"	Hinged	81
HDR456	4'-0" x 5'-0"	Hinged	86

(Each door supplied with two door posts and door hardware. To specify lock or latching options, see page 9.)

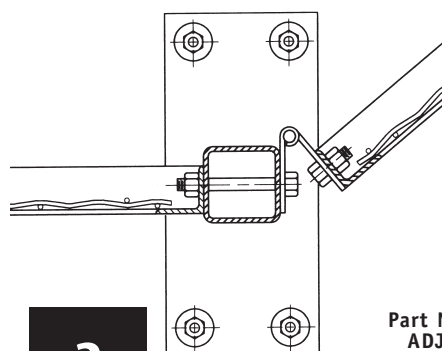
Free design and layout assistance available. Call 800-626-1816.

ADJ MOUNTING BRACKET

Part No.	Width x Height	Weight
ADJPK	4" x 4"	1

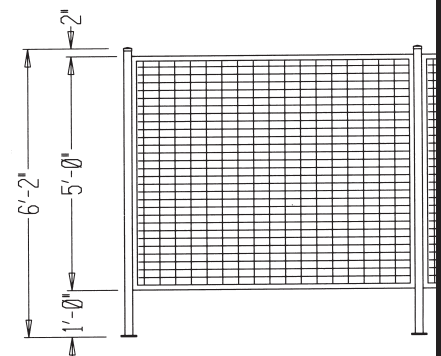
See similar specs on page 3.

TOP VIEW OF ADJUSTABLE MOUNTING



Part No.
ADJPK

TYPICAL ELEVATION



2

OPTION

1

Style 840

The Original Woven Wire Barrier.

STANDARD 8'-5" GUARD SYSTEM

QUICK SHIPS!

WALL PANELS

- Ten widths, 1' to 10' in one-foot increments.
- Standard panel height is 4'-0".
- Full height partition walls are built by stacking two panels between posts.
- Mesh: 10-gauge wire woven into 2" x 1" rectangular openings.
- Frame 1-1/4" x 1-1/4" x 1/8" steel angle.
- Custom size panels available.
- Alternate meshes available, see page 4.

HINGED DOORS

- 3' or 4' wide by 7'-3 1/4" high opening.
- Transom panel sized to match partition height.
- Three 4" x 4" 10 gauge tight pin hinges.
- Padlock lugs standard, other locks available.
- Ships with two door posts and hardware.
- Universal construction, works for left or right hand, inside or outside swing.

DOUBLE-HINGED DOORS

- 6' or 8' wide by 7'-3 1/4" high opening.
- Inactive leaf secured by cane bolt (base) and chain bolt (top).
- Padlock lugs standard, other locks available.
- Ships with two door posts and hardware.
- Transom panel sized to match partition height.
- Custom size and no overhead obstruction doors available.

SLIDING DOORS

- 3', 4', 5', 6', 8' or 10' widths.
- Full height partition openings of 8'.
- Padlock lugs standard, other locks available.
- Ships with two door posts, two 4-wheel trolley trucks, 16-gauge track, and all hardware.
- Universal construction, works for left/right hand, inside/outside.
- Custom sizes available.

POSTS



- Stock size: 8'-5 1/4".
- Standard hole layout allows for 3 1/4" sweep space.
- Posts project 2" above top of panel.
- Standard Baseplate: 2" x 7" with holes for anchors.
- 3/8" Floor anchors are included with your order.

WARRANTY

Five (5) years. Consult specific limited warranty statement.

Never "too tall" of an order to fill!

For taller systems, use our standard 8'-5" physical barrier. This system utilizes two 4'-high panels stacked between 8'-5" posts. It features a 3-1/4" sweep space beneath the panels with a 2" post projection above the panels. Posts have a 2" x 7" x 1/4" baseplate for mounting to the floor (two 3/8" anchors included). System bolts together with standard 3/8" hardware. Full line of hinged and sliding doors are available. This physical barrier system is easy to reconfigure as needs change.



48-HOUR QUICK SHIP

Our standard Guard Systems are available for 48-hour shipping. All Quick Ship items are only available in standard gray. Yellow or black panels and yellow posts ship in one week.

NOTE

STANDARD 10'-5" AND 12'-5" BARRIER SYSTEMS OF SIMILAR CONSTRUCTION ARE ALSO AVAILABLE.

STANDARD 8'-5" GUARD SYSTEM

PANELS

Part No.	Width x Height	Weight
104	10'-0" x 4'-0"	63
94	9'-0" x 4'-0"	58
84	8'-0" x 4'-0"	53
74	7'-0" x 4'-0"	46
64	6'-0" x 4'-0"	41
54	5'-0" x 4'-0"	36
44	4'-0" x 4'-0"	31
34	3'-0" x 4'-0"	23
24	2'-0" x 4'-0"	18
14	1'-0" x 4'-0"	13

HINGED DOORS

Part No.	Opening Width x Height	Weight
HD-37-8	3'-0" x 7'-3 1/4"	106
HD-47-8	4'-0" x 7'-3 1/4"	118

DOUBLE-HINGED DOORS

Part No.	Opening Width x Height	Weight
DHD67-8	6'-0" x 7'-3 1/4"	170
DHD87-8	8'-0" x 7'-3 1/4"	193

SLIDING DOORS

Part No.	Width x Height	Weight
SD-38-8	3'-0" x 8'-0 1/4"	124
SD-48-8	4'-0" x 8'-0 1/4"	137
SD-58-8	5'-0" x 8'-0 1/4"	149
SD-68-8	6'-0" x 8'-0 1/4"	196
SD-88-8	8'-0" x 8'-0 1/4"	230
SD-108-8	10'-0" x 8'-0 1/4"	279

STOCK SIZE POST

Part No.	Height	Weight
RP-8		
Run	8'-5 1/4"	20
CP-8/TP-8		
Corner/Tee	8'-5 1/4"	21

COMPLIES WITH OSHA AND ANSI/RIA SAFETY STANDARDS FOR MACHINE PERIMETER GUARDING.

OPTION

1

Style 840

The Original Woven Wire Barrier.

CUSTOM OPTIONS

DESIGN THE
PERFECT
BARRIER

CUSTOM COLORS, ACCESSORIES AND MORE



POWDER COAT YELLOW PANELS AND POSTS

SPECIAL COLORS

As an option, you may request your barriers to be all yellow or black panels and doors with yellow posts. We can also match RAL numbers and can provide your barriers with many different finishes. Most special colors are powder-coated.

ACCESS PANELS

System offers Lift Out Panels for frequently accessed areas and Removable Panels for entry points that require more control. These panels may be combined with standard panels and posts at any location in the system.

HEIGHT

WireCrafters' physical barriers are not limited to the standard heights detailed on pages 2 and 3. We can supply physical barriers to any height you may require.

WELDING CURTAINS

Welding curtains, sized to match panel dimensions, are available in a variety of colors. Curtains protect personnel from welding flash and sparks.

MOUNTING PLATES FOR INTERLOCKS AVAILABLE

Should you prefer to use an interlocking system, WireCrafters® can provide the mounting plates on the doors and posts for these devices.

PANEL MATERIALS

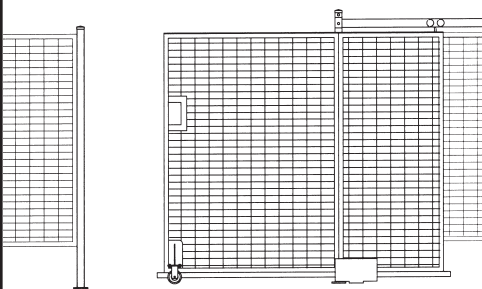
Non-standard size panels, panels with cutouts or pass-thru openings can be integrated into your system. Call and ask for details on these special items. (See the lift-out and removable panel styles in the Rapid Guard Section)



CUSTOM WELDING CURTAINS

UNOBSTRUCTED TUNNEL GATES

Tunnel Gates have unobstructed openings. Leading edge of door rolls on floor casters. Locking or latching options available and plates for mounting safety interlock switches.



SPECIAL SIZE WOVEN WIRE MESH

1/2" center-to-center square
12 gauge (3/8" square opening)

1-5/8" center-to-center square
8 gauge (1-1/2" square opening)

2-1/4" center-to-center square
6 gauge (2" square opening)

3/4" center-to-center square
10 gauge (5/8" square opening)

Sheet Metal
16 gauge

Polycarbonate
1/4"

Introducing RapidWire™ Machine Perimeter Guarding

The RapidWire™ system utilizes a modular design which allows for combinations of standard parts to meet your specific requirements. The system's three basic components—framed panels, posts, and a wide variety of door styles—provide the flexibility to design and install any type of machine perimeter guarding required to make your robotic cell safe to use. WireCrafters can tailor-make a system that meets your rigorous safety standards.

VERSATILE: RapidWire's welded wire panels have superior strength because the panel's wires are welded at each intersection, then framed on all four sides with 1 1/4" x 1 1/4" x 13 gauge roll-formed angle. Although strong, every RapidWire™ panel can be field modified to fit exacting dimensional limitations making unforeseen adjustments easy to accomplish and look professionally finished. RapidWire's superior design allows for easy relocation of the system should your needs change.


VISUAL APPEAL: Welded wire's straight lines and inherent strength provide a strong, modern looking guard to complement your facility and equipment.

SECURITY: By the nature of its welded wire design, RapidWire™ machine guarding system provides an unparalleled level of security. Strong 2" x 2" x 14 gauge tube posts reinforce the system. Panels are constructed of 8 and 10 gauge wire welded into a pattern of 1 1/4" x 3". For added structural integrity, each panel has a 13 gauge angle welded along its length. System heights of 6' and 8' are available as standard.


FAST INSTALLATION: RapidWire, with its modular design, can be installed in 20% to 25% less time when compared to competing products.



RAPID WIRE HD ENCLOSURE IN ACTION



STACKABLE PANELS WITH 1/6" CLEAR POLY-CARBONATE TOP AND RAPID WIRE HD PANEL ON THE BOTTOM



OPTIONAL FORTRESS® INTERLOCKS

Machine Perimeter Guarding Specs

FINISH: Powder Coated finish.

PANELS: 8 and 10 gauge wires are welded at each intersection to provide mesh patterns of 1 1/4" x 3", 5/8" x 3" or 2" x 2". Each panel is finished with two 1 1/4" x 1 1/4" x 13 gauge roll-formed angles welded along its length. This unique design allows for the stacking of panels to the desired structure's height. Panels are completely framed in place when connected to posts.

POSTS: 2" x 2" x 14 gauge tubing is furnished with a 2" x 7" x 1/4" base plate welded at its end. Standard heights of 6' and 8' are inventoried. Other heights available.

DOORS-HINGED: Welded wire mesh consistent with the panel mesh is utilized in the door's design. Doors can be hinged either right or left with both swings of in or out. Clear height of all doors is 2" less than that of the system's height. Doors are framed in 1 1/4" x 1 1/4" x 13 gauge angle.

DOORS-SLIDING: Welded wire mesh consistent with the panel mesh is utilized to manufacture sliding doors. Single sliding doors are furnished with the patented tamper-resistant sliding door receiver. Paired sliding doors also available. All sliding doors are framed in 1 1/4" x 1 1/4" x 13 gauge angle.

DOORS-TUNNEL: Welded wire mesh consistent with the panel mesh is utilized to manufacture Tunnel Doors. Tunnel Doors provide clear overhead access to secure areas by supporting door's leading edge with floor casters and the rear of the door supported by sliding door track mounted to the system's posts. All Tunnel Doors are framed in 1 1/4" x 1 1/4" x 13 gauge angle.

DOOR LOCKS: All doors are furnished with a padlock lug; standard built-in cylinder locks are available. Available as options are various lever/knob styles, coded entry/ push lever, panic bars, coded card readers, numerical key pads, magnetic style locks and electric strikes. Also available as an option are keyed-alike locks, master-keyed locks, Best® cylinders (less core) and any 1" mortised cylinder.

OPTIONS: Additional items to supplement and complete your Physical Barrier system are available from WireCrafters®. They include: Interlocks and the mounting of this product to ensure ease of installation and operation. Weld curtains, manufactured per system requirements, to shield employees from harmful welding flash.

HARDWARE: All hardware needed for installation, including floor anchors, is furnished as standard.

WARRANTY: Five (5) years. Consult specific limited warranty statement.

STANDARD 6'-2" GUARD SYSTEM

PANELS

Part No.	Width x Height	Weight
105	10'-0" x 5'-0"	74
95	9'-0" x 5'-0"	68
85	8'-0" x 5'-0"	63
75	7'-0" x 5'-0"	54
65	6'-0" x 5'-0"	48
55	5'-0" x 5'-0"	42
45	4'-0" x 5'-0"	36
35	3'-0" x 5'-0"	27
25	2'-0" x 5'-0"	22
15	1'-0" x 5'-0"	16

POSTS

Part No.	Height	Sweep Space	Weight
RP6	6'-2"	1'-0"	18
CP6	6'-2"	1'-0"	18

DOORS

Part No.	Opening Width	Type	Weight
HDR356	3'-0" x 5'-0"	Hinged	81
HDR456	4'-0" x 5'-0"	Hinged	86

(Each door supplied with two door posts and door hardware. To specify lock or latching options, see page 9.)

Free design and layout assistance available.
Call 800-626-1816.

STANDARD 8'-5" GUARD SYSTEM

PANELS

Part No.	Width x Height	Weight
104	10'-0" x 4'-0"	63
94	9'-0" x 4'-0"	58
84	8'-0" x 4'-0"	53
74	7'-0" x 4'-0"	46
64	6'-0" x 4'-0"	41
54	5'-0" x 4'-0"	36
44	4'-0" x 4'-0"	31
34	3'-0" x 4'-0"	23
24	2'-0" x 4'-0"	18
14	1'-0" x 4'-0"	13

HINGED DOORS

Part No.	Opening Width x Height	Weight
HD-37-8	3'-0" x 7'-3 1/4"	106
HD-47-8	4'-0" x 7'-3 1/4"	118

DOUBLE-HINGED DOORS

Part No.	Opening Width x Height	Weight
DHD67-8	6'-0" x 7'-3 1/4"	170
DHD87-8	8'-0" x 7'-3 1/4"	193

SLIDING DOORS

Part No.	Width x Height	Weight
SD-38-8	3'-0" x 8'-0 1/4"	124
SD-48-8	4'-0" x 8'-0 1/4"	137
SD-58-8	5'-0" x 8'-0 1/4"	149
SD-68-8	6'-0" x 8'-0 1/4"	196
SD-88-8	8'-0" x 8'-0 1/4"	230
SD-108-8	10'-0" x 8'-0 1/4"	279

STOCK SIZE POST

Part No.	Height	Weight
RP-8		
Run	8'-5 1/4"	20
CP-8/TP-8		
Corner/Tee	8'-5 1/4"	21

OPTION 3

RapidGuard

The Lift-Out Guard System.

The All-New Lift Out Guarding System that Installs Fast and Costs Less!

- Lift-out panels install 50% faster than conventional physical barrier products.
- Standard mesh is 1 1/4" x 3", 10-gauge wire welded on 8-gauge vertical wire. Alternate meshes available depending on your guarding requirements.
- Available in standard 6' and 8' panel heights.
- Frames are 1 1/4" x 1 1/4" x 13 gauge angle frame.
- Available with hinged or sliding doors.
- Available with tool-removable panels from inside for OSHA compliance when necessary.
- Powder Coat Finish; black panels, yellow posts.
- Five (5) year warranty. Consult specific limited warranty statement.

48-HOUR QUICK SHIP



COMPLIES WITH
OSHA AND ANSI/RIA
SAFETY STANDARDS FOR
MACHINE PERIMETER
GUARDING.



SLIDING DOOR AND INTERLOCK



OSHA-COMPLIANT TOOL REMOVABLE BOLTS ARE ACCESSIBLE FROM INSIDE THE ENCLOSURE



DROP-IN MOUNTING BRACKET

OPTION **3**

RapidGuard

The Lift-Out Guard System.

48-HOUR
QUICK
SHIP

LIFT-OUT PANELS, POSTS AND DOORS

Powder Coat Finish; black
panels, yellow posts

LIFT-OUT PANELS

WIDTH	HEIGHT
0'-6"	6'-2 13/16"
1'-0"	6'-2 13/16"
2'-0"	6'-2 13/16"
3'-0"	6'-2 13/16"
4'-0"	6'-2 13/16"
5'-0"	6'-2 13/16"
0'-6"	8'-1 1/4"
1'-0"	8'-1 1/4"
2'-0"	8'-1 1/4"
3'-0"	8'-1 1/4"
4'-0"	8'-1 1/4"
5'-0"	8'-1 1/4"

RUN POSTS

WIDTH	HEIGHT
2"	6'-6 3/4"
2"	8'-5 1/4"

CORNER POSTS

WIDTH	HEIGHT
2"	6'-6 3/4"
2"	8'-5 1/4"

SLIDING DOORS

WIDTH	HEIGHT
3'-0"	6'-2 13/16"
4'-0"	6'-2 13/16"
5'-0"	6'-2 13/16"
6'-0"	6'-2 13/16"
3'-0"	8'-1 1/4"
4'-0"	8'-1 1/4"
5'-0"	8'-1 1/4"
6'-0"	8'-1 1/4"

HINGED DOORS

WIDTH	HEIGHT
3'-0"	6'-2 13/16"
4'-0"	6'-2 13/16"
3'-0"	8'-1 1/4"
4'-0"	8'-1 1/4"



EASY-GLIDE TRACK SYSTEM ALLOWS DOORS TO OPEN AND CLOSE SMOOTHLY.


OPTIONAL EXTERIOR
NON-LOCKING
THUMB
TURN LATCH
(SF-2)



OPTIONAL INTERIOR
NON-LOCKING
THUMB
TURN LATCH
(SB-1)



OPTIONAL
FORTRESS®
INTERLOCKS



DESIGN FLEXIBILITY

- Door Interlocks
- Polycarbonate Panels
- Solid Steel Panels
- Weld Curtain Panels

OPTION 4

Style 304

Stainless Steel Perimeter Guard.

INTRODUCING STYLE 304 STAINLESS STEEL PERIMETER GUARD

Our new 304 Stainless Steel Partition System is ideal for food processing and drug manufacturing facilities. The open but secure design allows you to have safety and security with the ability to wash down this corrosion-resistant partition system.

- Open design allows for spray down with no accumulating water.
- Ideal for food processing plants and drug manufacturing facilities.
- Stainless finish, corrosion resistant

Note: All material Type 304 Stainless Steel No. 2B Finish Panels installed vertically between uprights



EASY-GLIDE TRACK SYSTEM ALLOWS DOORS TO OPEN AND CLOSE SMOOTHLY.

STYLE 304 STAINLESS STEEL PERIMETER GUARD SPECIFICATIONS

MESH

- Thickness" 10ga (.135)
- Design: 1 1/2 x 1 1/2 (Center to Center) Square Welded Wire (1 3/8" Square Opening)

PANELS

- Frame: 1 1/4" x 1 1/4" x 1/8 Angle
- Fabrication: Mesh is securely welded to angle frame
- Stiffeners welded to frame behind mesh panels.

DOOR

- Frame: 1 1/4" x 1 1/4" x 1/8 Angle
- Fabrication: Mesh is securely welded to angle frame
- Stiffeners welded to frame for extra strength

POST

- Material: 2 x 2 x 2 11ga Formed Channel
- Fabrication: 1/4 x 4 x 9 Plate welded at base of post

HARDWARE

- Shall be 3/8" standard thread stainless steel for panel and door connections
- 3/8" floor anchors and all other hardware furnished with each job

FINISH

- 1 stage glass bead blast on all parts
- Stainless Steel

WARRANTY

Five (5) years. Consult specific limited warranty statement.


Standard Locks

Standard Fronts and Backs Ship Within 48 Hours.

STANDARD FRONT (SF-1)



ALTERNATE FRONTS



(SF-2) Thumb-Turn Latch... latches only, does not lock.



(SF-3) Door Knob Entry... latches only, does not lock.

ALTERNATE FRONTS work with any of the three backs shown below.

ALTERNATE BACKS work with any of the locks shown to the left.

STANDARD BACK (SB-1)



ALTERNATE BACKS



(SB-2) Interior Key... lock from both sides, keyed to match face side.



(SB-3) Door Knob... typical size door knob for easy exit.



(SB-4) Lever Handle... alternative to standard door knob. Meets ADA requirements.

keying options

STANDARD CYLINDERS:

- Standard locks are supplied keyed different.
- Keyed alike locks available
- Optional Master Key available

ALTERNATE CYLINDERS:

- Best Cylinder® Less Core
- Any 1" mortise cylinder



Put our "Lock Experience" to the Test!

Let us know if you need a special locking device. We have experience with many different lock styles. Let us put our know-how to work for you.

We offer both
**Euchner and Fortress
Interlock Systems.**



Euchner
Interlock
Systems



Fortress
Interlock
Systems

Worksheet

Photocopy & Fax to 502-361-3857

CHECK ONE

- ☐ OPTION ONE: Style 840 Barriers (Woven Wire)
- ☐ OPTION TWO: Rapid Wire HD (Welded Wire)
- ☐ OPTION THREE: Rapid Guard (Lift-Out Panels)
- ☐ OPTION FOUR: Style 304 Barriers (Stainless Steel)

Name

Company

Address

City/State/Zip

"Ship-To" Zip Code

Fax #

Phone #

HEIGHT:

- ☐ Standard 6'-2" (includes 1' sweep space and 2" post projection)
- ☐ Standard 8' 5 1/4" (includes 3 1/4" sweep space and 2" post projection)
- ☐ Other _____

COLOR:

- ☐ Standard Gray
- ☐ Black Panels/Yellow Posts
- ☐ All Yellow
- ☐ Other _____

LOCKS:

- ☐ Cylinder Lock Keyed ☐ Alike ☐ Different
- ☐ Latch Only/Turn Knobs, Both Sides
- ☐ Other _____

TO RECEIVE A PRICE ON WIRECRAFTERS PRODUCTS:

- Photocopy this page or go to www.wirecrafters.com and click on "RFQ".
- Complete the information to the left.
- Sketch your layout below, note overall dimensions.
- Mark the location, size, and type of all doors and windows.
- Note construction type of adjacent walls and floor.
- Fax to WireCrafters at 502-361-3857.
- We will respond within one working day.

6208 Strawberry Lane
Louisville, KY 40214
800-626-1816
www.wirecrafters.com

WireCrafters®